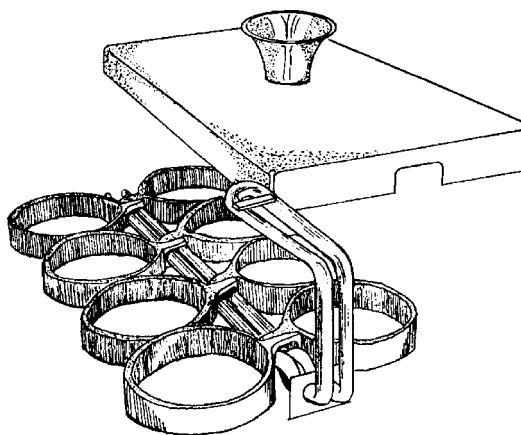


Model No 261-DTC
8 Pak Quick Cook Egg Ring And Cover



This equipment chapter is to be placed in the
Small Equipment / Miscellaneous section of your
Equipment Manual

**MANUFACTURED FOR
MCDONALD'S
BY
PRINCE CASTLE INC.
355 E KEHOE BLVD
CAROL STREAM, IL 60188 USA
PHONE 1-630-462-8800
TOLL FREE NUMBER
1-800-323-2930
FAX: 1 (630) 462-1460**



WARRANTY

This product is warranted to be free from defects in material and / or workmanship for a period of 12 months from the date of original installation not to exceed 18 months from date of shipment from our factory.

Any part or component which proves to be faulty in material or workmanship will be replaced or repaired (at the option of Prince Castle, Inc.) without cost to the customer for parts or labor.

This warranty is subject to the following exceptions / conditions:

- ▣ This equipment is portable; charges for on-location service (e.g., trip charges, mileage) are not included in the provisions of this warranty.
- ▣ Damage caused by carelessness, neglect, and / or abuse (e.g., dropping, or tampering) voids this warranty.
- ▣ Equipment Damaged in shipment, by fire, flood or an act of God Voids this Warranty

INSTALLATION

1. After you have removed the egg rings from the carton, inspect the unit for signs of damage. If there is damage to the unit:
 - Notify carrier within 24 hours after delivery.
 - Save carton and packing materials for inspection purposes.
 - Contact your local dealer or, if purchased directly the Prince Castle Customer Sales Department at 1-630-462-8800 to arrange for a replacement to be sent.
2. Verify that all parts have been received.

ORDERING/SERVICE INFORMATION

1. WHERE AND HOW TO ORDER REPLACEMENT PARTS

To order replacement parts, look on the back of your Prince Castle Price List for the name and phone number of your local Prince Castle Service Center. You may also call Prince Castle at 1-800-323-2930 (or fax us at 630-462-1460) for the name of your local Service Center.

This manual is for the exclusive use of licensees and employees of McDonald's Systems, Inc.

2. PARTS RETURNS

To return parts to your Service Center for credit, you must obtain authorization from your Service Center.

IMPORTANT: All warranty situations should be handled by your center.

3. PRICES:

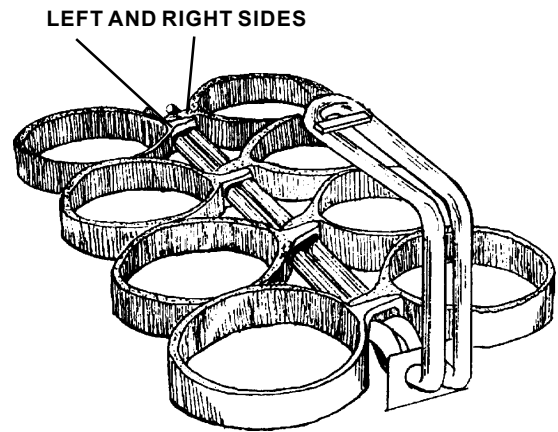
A. All prices are F.O.B. Prince Castle Service Center or F.O.B. factory, Carol Stream, Illinois.

B. All prices are subject to change without notice. These prices are exclusive of all sales taxes or any special taxes which may be levied by federal, state, or city governments.

OUTSIDE THE U.S.

Contact your kitchen equipment supplier or designated repair facility for parts and service.

figure 1



COOKING PROCEDURES

Refer to your McDonald's operations manual on Egg McMuffins for proper cooking procedures.

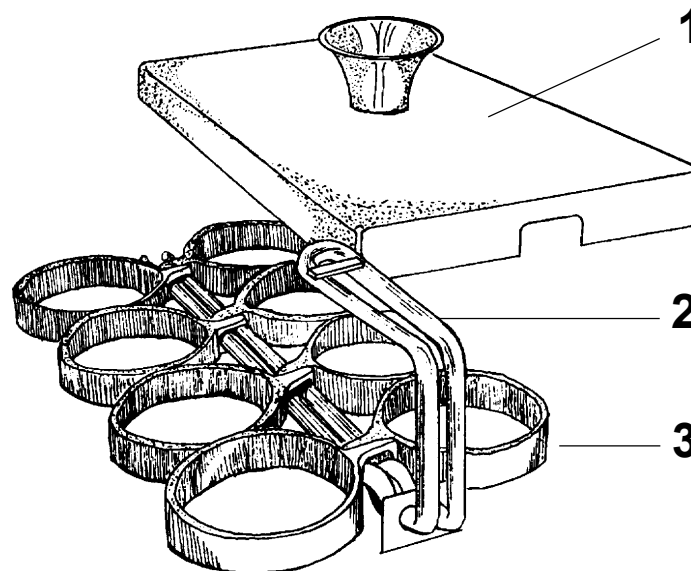
Remove and install rings by sliding them off frame. Alternate between the left and right side. See figure 1.

CLEANING PROCEDURES

Remove egg rings from ring holder by sliding off one at a time. Alternating left and right side, this procedure should also be followed when reinstalling the egg rings. Wash cover (if applicable) and egg rings with mild soap and water. A green colored scouring pad can be used to clean the cover and frame.

IMPORTANT: Do not use abrasive materials (scotch brite pads, cleansers, steel wool) on the egg rings. It will damage the nonmetallic rings.

EXPLODED VIEW



PARTS LIST

ITEM	PARTS NO.	DESCRIPTION
1	261-23	Cover with Water Cup
2	261-22	Frame Only
3	261-24	Egg Ring