



Pizza Portal

Parts Manual

94-102019-Rev32

Customer Support Phone: 1-800-229-7912 Option 3

Customer Support Email: support@apexsupplychain.com

Revision History


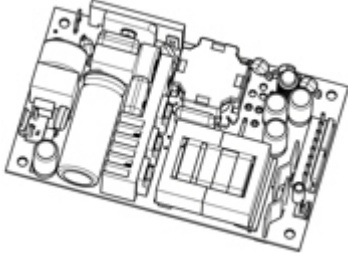

ID	Date	Revision Description
1.	1/3/2018	Initial Release
2.	1/19/2018	Updated images of system controller board
3.	3/16/2018	corrected descriptions of red and green LEDs
4.	3/19/2018	ECN 18-063
5.	3/28/2018	Added filter part numbers
6.	4/3/2018	ECN 18-050
7.	4/30/2018	ECN 18-126
8.	5/1/2018	ECN 18-067
9.	5/1/2018	ECN 18-063
10.	5/4/2018	Combined parts manuals for SN 1-100 and SN 101+
11.	6/26/2018	Added temperature sensor extension cable
12.	7/10/2018	Added serial number break for wiper and bulb style side seal kits
13.	7/23/2018	added part locations
14.	8/2/2018	ECN 18-191
15.	8/7/2018	ECN 18-217
16.	9/25/2018	ECN 18-091
17.	10/11/2018	ECN 18-260
18.	10/16/2018	ECN 18-270
19.	12/10/2018	Updated descriptions for temp probe kit & assembly

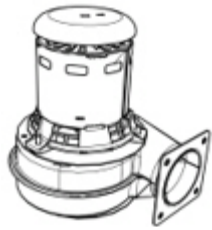

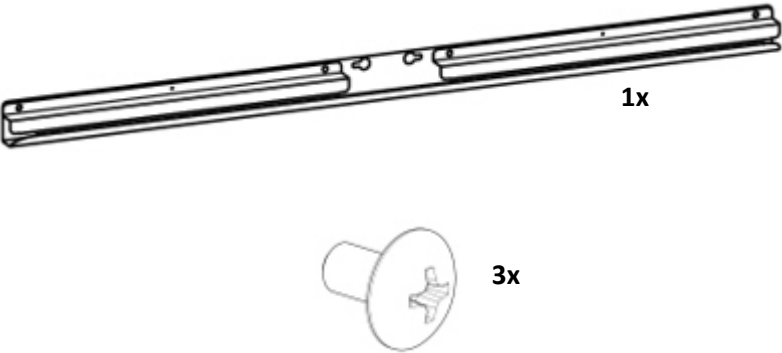
Revision History





ID	Date	Revision Description
20.	2/28/2019	ECN 19-032
21.	3/28/2019	ECN 19-059
22.	4/10/2019	ECN 19-057
23.	4/22/2019	ECN 19-019
24.	5/23/2019	ECN 19-094
25.	7/29/2019	ECN 19-140
26.	8/5/2019	Reversed change made per ECN 19-019
27.	8/12/2019	ECN 19-145
28.	9/11/2019	ECN 19-161; 19-171
29.	10/31/2019	ECN 19-207; removed 02-0998 and 02-12341
30.	1/6/2020	Added note about warranty exceptions; identified parts not covered by parts warranty
31.	1/16/2020	ECN 20-107
32.	2/5/2020	Implementing change of EC 19-019; 02-09052 replaced with 02-13283 & 02-09054 replaced with 02-13269

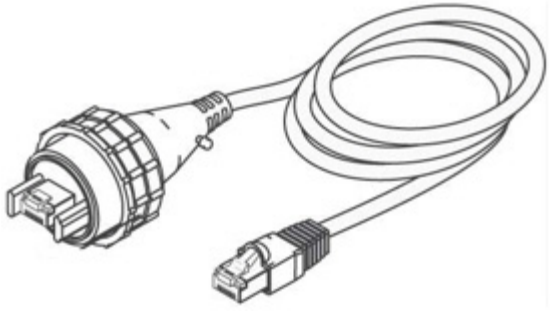

Part Warranty Exceptions:

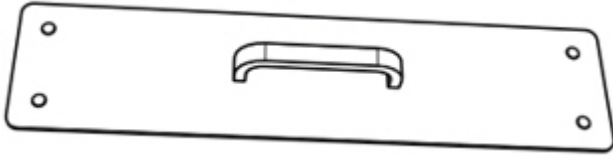

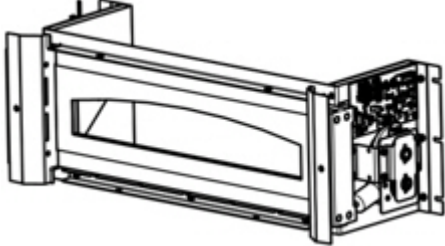
The limited warranty shall not apply to light bulbs, ballasts, fuses, finish/paint or operating supplies. The limited warranty also shall not apply to failure in performance or damage due to failure to follow installation, operating and maintenance instructions, use of unauthorized parts or components, misuse, abuse, accident, vandalism, fire or neglect or by improper voltage or improper wiring.

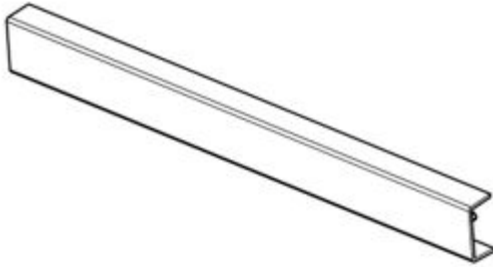
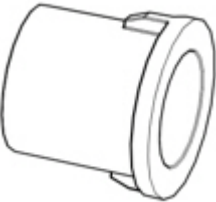
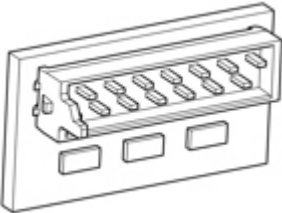
ID	Part Number	Description	Image
1.	38-11181	0.375" Diameter Hole Plug	
2.	71-05589	110 CFM Cooling Fan	
3.	51-05479	15V Power Supply	
4.	71-05590	32 CFM Cooling Fan	
5.	69-05010	Antenna, Dual-Band, RP-SMA (male) connector	

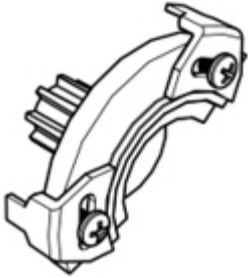

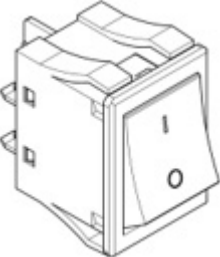
ID	Part Number	Description	Image
6.	71-05381	Blower Fan Motor Assembly	
7.	21-05433	Cable, Customer Co-Axial In [CUI Coaxial Cable] [Serial Number PP0000001 to PP0000100]	
8.	21-05435	Cable, Long, 1/2 Employee Differential Signal [EUI Coaxial Cable] [Serial Number PP0000001 to PP0000100]	
9.	02-09715	Cable Management Kit	 <p style="text-align: right; margin-right: 50px;">1x</p> <p style="text-align: right; margin-right: 50px;">3x</p>
10.	21-09675	Cable, 5V to System Controller Board	
11.	21-08414	Cable, Audio Input	
12.	21-14065	Cable, CAT 6 from system manager board to CUI	
13.	21-14066	Cable, CAT 6 from system manager board to EUI	




ID	Part Number	Description	Image
14.	21-06942	Cable, COM 1 to COM 2	
15.	21-06943	Cable, Serial	
16.	21-12208	Cable, Heater Switch [PP0001101 and greater]	
17.	21-07896	Cable, Employee Touch Screen Interface Power [Flex Cable] [Serial Number PP0000001 to PP0000100]	
18.	21-06831	Cable, Temperature Sensor Extension	
19.	21-06621	Cable, Long LED Control to LED Board [46"]	
20.	21-06620	Cable, Med LED Control to LED Board [12"]	
21.	21-06619	Cable, Short LED Control to LED Board [4"]	

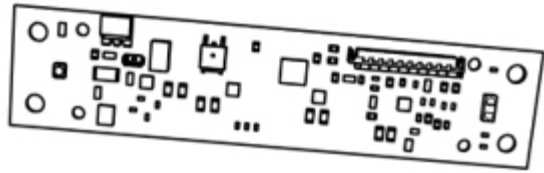

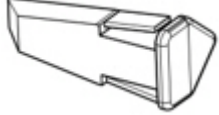
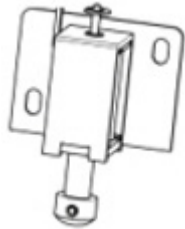
ID	Part Number	Description	Image
22.	21-07811	Cable, IP68 Ethernet Patch	
23.	21-06368	Cable, Right Front Vertical Harness [Serial Number PP0000001 and greater]	
24.	21-05107	Cable, SSR1 AC Out	
25.	21-05110	Cable, Heater Neutral In	
26.	21-05117	Cable, Wire, F10 to F11	

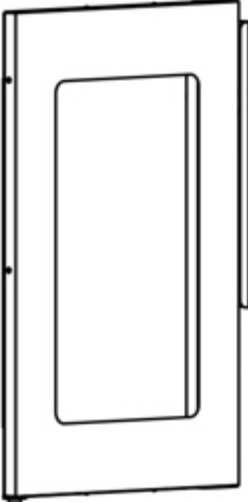
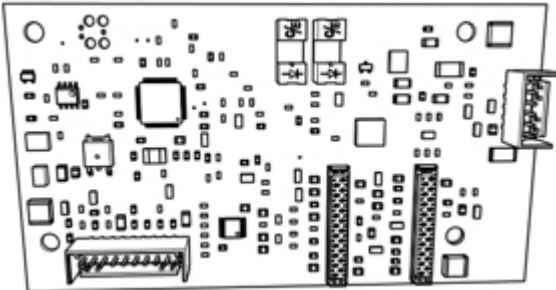
ID	Part Number	Description	Image
27.	21-05118	Cable, Wire, Heater Line In	
28.	21-06941	Cable, Left Side Speaker	
29.	21-06945	Cable, Right Side Speaker	
30.	21-07509	Cable, Power Cord	
31.	21-07508	Cable, Wi-Fi Antenna	
32.	21-05629	Cable, Motor Control to IR Break Beam, Left, 27"	
33.	21-05628	Cable, Motor Control to IR Beak Beam, Right, 5"	
34.	03-09523	Clean-out Cover	
35.	09-05640	Cust Non-Metal, Customer Door Locking Disk • NOTE: Part is not covered under parts warranty. For more details See "Part Warranty Exceptions:" on page 3.	
36.	02-04701	Customer Door Module	

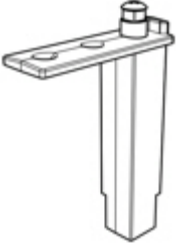
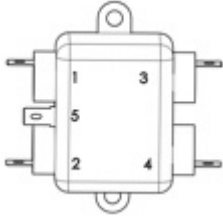
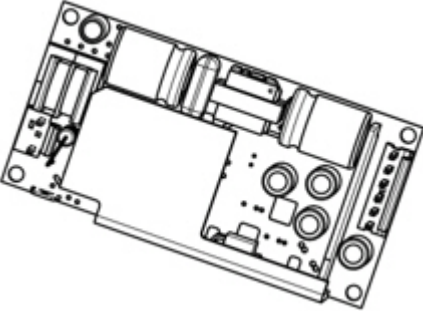

ID	Part Number	Description	Image
37.	09-05263	Double Cross Bar [Customer Door Module]	
38.	09-05641	Customer Door Module Outer Bearing	
39.	31-05443	Employee LED Termination PCB	
40.	09-07559	Filter, Rear Electrical Panel -Woven Polyester - 8.5”H x 5.38”W x 1” Thick - MERV 8	
41.	38-05486	Filter, Top Display Sub-Assembly- 10”x10”x1”, Allergen Plus Pleated FPR 7 Air Filter - MERV 11	


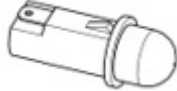
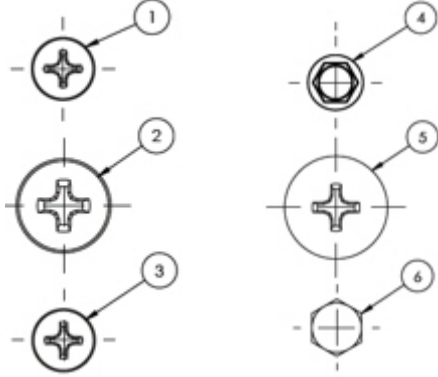
ID	Part Number	Description	Image
42.	02-05658	Flag assembly (Customer Door Module)	
43.	38-04774	Front Caster Assembly • NOTE: Part is not covered under parts warranty. For more details See "Part Warranty Exceptions:" on page 3.	
44.	68-05417	Heater Switch [Serial Number PP0000001 to PP0001100]	



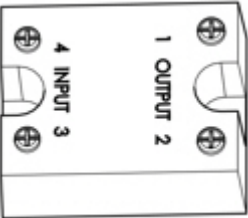
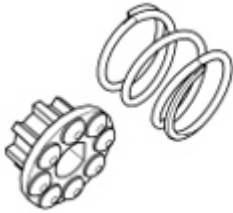
ID	Part Number	Description	Image
45.	21-07989	Indicator: Panel Mount LED: Green	
46.	21-07988	Indicator: Panel Mount LED: Red	
47.	31-06769	<p>Interface Board</p> <ul style="list-style-type: none"> • NOTE 1: For machines with serial number less than PP0000540, along with interface board order cable 21-09675 • NOTE 2: Cable 21-09675 connects P28 (upper left corner) on the interface board to J5 (lower left corner) of the system manager board • NOTE 3: Cable 21-08111 present in machines with serial number less than PP0000540 is replaced by 21-09675 	

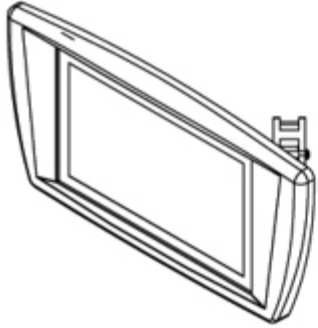
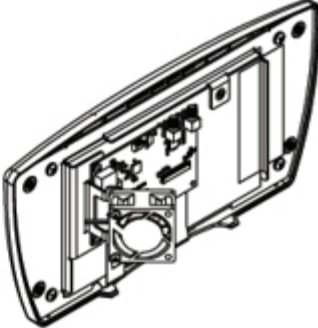
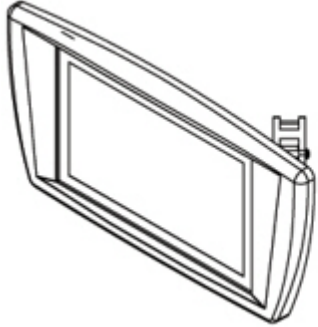
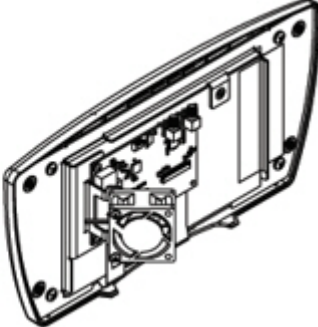
ID	Part Number	Description	Image
48.	31-08006	IR Break beam Board	
49.	68-10163	Lighted Heater Switch [Serial Number PP0001101 and greater]	
50.	09-05292	Light Pipe, Rear Indicator (Employee Side)	
51.	50-05251	Lock solenoid • NOTE: Part is not covered under parts warranty. For more details See "Part Warranty Exceptions:" on page 3.	


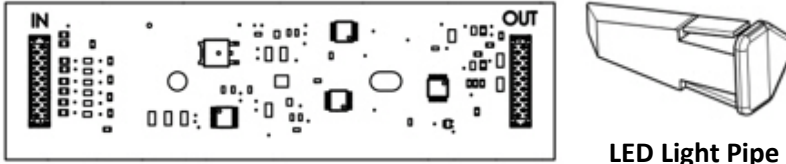
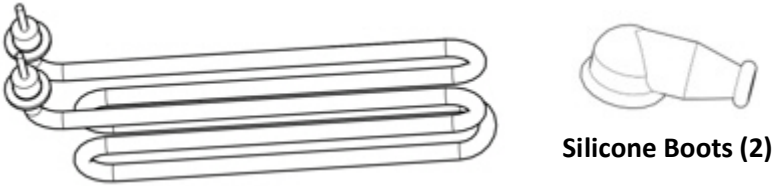
ID	Part Number	Description	Image
52.	02-13269	Lower Employee Door	
53.	31-06501	Motor Control Board	

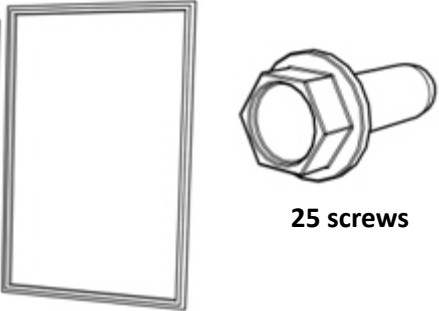
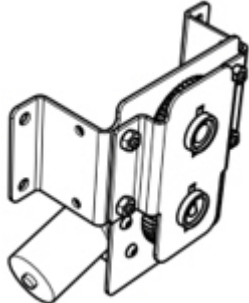
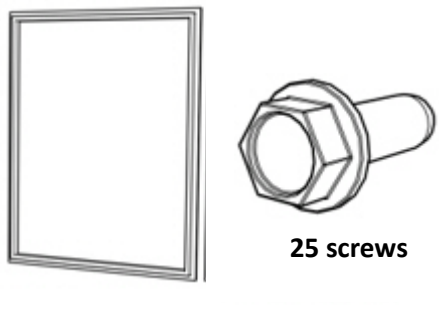
ID	Part Number	Description	Image
54.	38-04807	Power Cartridge Assembly	
55.	69-09444	Power Line Filter	
56.	51-13900	Power Supply, 5V [Adjusted and Tested]	
57.	78-09438	Programmed Reader	




ID	Part Number	Description	Image
58.	38-04760	Rear Caster Assembly • NOTE: Part is not covered under parts warranty. For more details See "Part Warranty Exceptions:" on page 3.	
59.	45-05803	Rear Power Indicator Light	
60.	02-14182	Replacement Screws Kit 1. Scr, M4-0.7x6mm LG, Pan Hdfseria Phillips [10] 2. Scr, M6-1x8mm LG, PH Phillips [4] 3. Scr, M4-0.7x10mm LG, Pan Hd, Phillips [4] 4. M4x13mm, FASTITE 2000, 410 SST., W/ ANTI-SEIZE [10] 5. Scr, M6-1.0x12mm LG, Truss Head Phillips [2] 6. Scr, M4-0.7x16mm LG, Hex Hd Scr [2] • NOTE: Part is not covered under parts warranty. For more details See "Part Warranty Exceptions:" on page 3.	

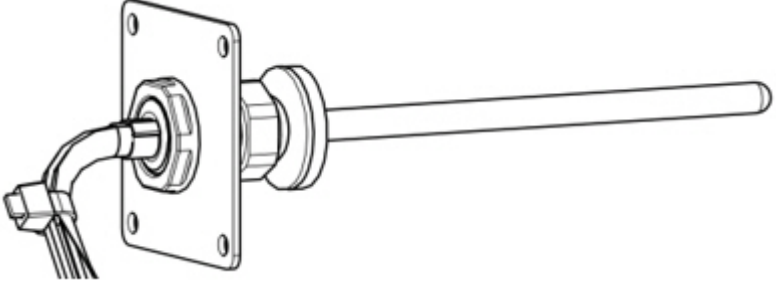
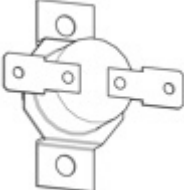
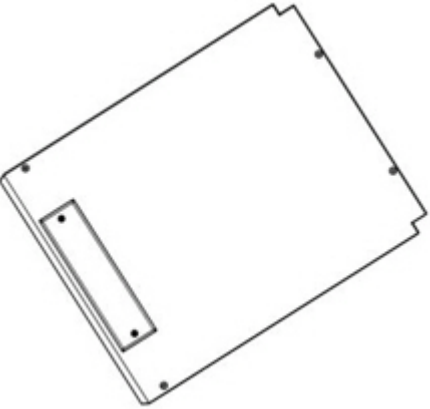
ID	Part Number	Description	Image
61.	31-05425	Serializer PCB [Serial Number PP0000001 to PP0000100]	
62.	22-05772	Spring [Customer Door]	
63.	50-04858	SS Relay	
64.	02-07489	Sub-assy, Clutch Assembly	

ID	Part Number	Description	Image	
65.	02-07997	Sub-assy, CUI/EUI Touch Screen Assembly [Serial Number PP0000001 to PP0000100]	 <p data-bbox="1188 630 1323 654">Front View</p>	 <p data-bbox="1608 630 1743 654">Back View</p>
66.	02-09235	Sub-assy, CUI/EUI Touch Screen Assembly [Serial Number PP0000101 and greater]	 <p data-bbox="1188 1057 1323 1081">Front View</p>	 <p data-bbox="1608 1057 1743 1081">Back View</p>

ID	Part Number	Description	Image
67.	02-13301	Sub-assy, Display Bezel w/LXD	
68.	02-07495	Sub-assy, Employee LED PCB Replacement Kit	 <p style="text-align: center;">LED Board</p> <p style="text-align: right;">LED Light Pipe</p>
69.	02-07497	Sub-assy, Heating Element Replacement Kit	 <p style="text-align: right;">Silicone Boots (2)</p>

ID	Part Number	Description	Image
70.	02-07493	Sub-assy, Lower Employee Door Gasket Replacement Kit • NOTE: Part is not covered under parts warranty. For more details See "Part Warranty Exceptions:" on page 3.	 <p>25 screws</p>
71.	02-07486	Sub-assy, Motor/Gear Set Assembly	
72.	02-07491	Sub-assy, Upper Employee Door Gasket Replacement Kit • NOTE: Part is not covered under parts warranty. For more details See "Part Warranty Exceptions:" on page 3.	 <p>25 screws</p>

ID	Part Number	Description	Image
73.	31-05167	System Controller PCB [Serial Number PP0000001 to PP0000100]	
74.	77-07583	System Manager PCB [Serial Number PP0000101 and greater]	
75.	61-11171	Temperature Probe Assembly, 3/8" <ul style="list-style-type: none"> • NOTE: Machines with serial number PP0000813 and greater ship with 3/8" temp probe installed 	

ID	Part Number	Description	Image
76.	02-11475	Temperature Probe Kit <ul style="list-style-type: none"> • Kit is an assembly of a temperature probe, cord grip, probe mounting bracket, and washer 	
77.	68-05799	Thermal Cutout Switches	
78.	02-13181	Top Cover Assembly With Filter Access	

ID	Part Number	Description	Image
79.	02-13283	Upper Employee Door	