

**Aladdin Temp-Rite**<sup>®</sup>...better by degrees.

P.O. Box 2978, Hendersonville, TN 37077-2978  
1-800-888-8018 or 615-537-3600  
Fax 1-888-812-9956  
www.aladintemprite.com



# ENCLOSED STAINLESS STEEL TRAY TRANSPORT CABINETS ET20A/ET24A SERIES



---

Manual P/N 99029  
Rev. I 12/05/2014

INSTALLATION, OPERATION & SERVICE MANUAL

---

---

---

Copyright © 2007 Aladdin Temp-Rite®

Changes may be made to the information in this document without notification.

# CONTENTS

---

I. INTRODUCTION	4
II. RECEIVING SPECIFICATIONS	5
III. SAFETY	6
IV. OPERATION	6
V. CLEANING	6
VI. MAINTENANCE / TROUBLESHOOTING	7
VII. PARTS LIST / DRAWINGS	8
ET20A & ET24A	8
VII . WARRANTY & LIABILITY	10

# I. INTRODUCTION

Advanced Meal Systems from Aladdin Temp-Rite® offers four different enclosed tray delivery cabinets to suit your specific transport requirements. The enclosed design of these cabinets allows finished meals to be transported in a protected, enclosed environment. These versatile cabinets are designed to accommodate two trays per shelf side loaded. Cabinets are constructed of durable, sanitary stainless steel to provide years of trouble free service.

## Standard Features:

- All stainless steel construction
- Side panels are recessed inside frame for added protection
- One continuous hinge for door
- Durable and easy to clean
- All models have 6" balloon-type non-marking casters, 2 swivel with brake and 2 rigid
- Four corner non-marking bumpers
- All models have two ergonomic vertical handles bolted into a reinforcement plate
- Cardholder mounted on side of cart for ease of identification
- ET20A and ET24A fits 12.73" x 21.4" (32.41 cm x 54.38 cm) retherm trays (conduction and convection)
- Bottom of each unit is designed as a two-tray shelf
- All models have full 270° door swing with a magnetic catch for the open position
- NSF listed

## Available option:

Tow hitch

## Specifications:

Model:	ET20A	ET24A
Height	50.39" (128 cm)	58.39" (48 cm)
Width	29.44" (75 cm)	29.44" (75 cm)
Depth	31.63" (80 cm)	31.63" (80 cm)
Weight	150 lbs. (68.0 kg)	160 lbs. (72.5 kg)
Tray capacity (including bottom shelf)	20	24
Shelf spacing	4" (10.1 cm)	4" (10.1 cm)

---

---

## II. RECEIVING INSPECTIONS

---

---

Your Aladdin enclosed transport cabinet is factory tested for performance and is free from defects when shipped. The utmost care has been taken in packaging this product to protect against damage in transit.

You should carefully inspect your transport cabinet to assure that no damage has occurred in transit. If however, damage is detected see the following damaged goods policy. Under no condition may a damaged unit be returned to Aladdin Temp-Rite without first obtaining written permission (return authorization). No credit will be issued for claims not reported to Aladdin within ten (10) business days from receipt of shipment.

### ALADDIN DAMAGED GOODS POLICY

There are two types of damaged merchandise:

- Visual Damage
- Concealed Damage

Visual Damage – When the product being received is visibly damaged.

1. Receiver should not accept merchandise with visual damage.
2. Receiver must sign delivery receipt “refused merchandise due to damage” and specify damage.
3. Receiver should call Aladdin Customer Service immediately after refusal.
4. Carrier will notify Aladdin Traffic Department and a claim will be filed.
5. Carrier will send acknowledgement of claim within 7 days after receiving.

Concealed Damage – When damaged merchandise cannot be externally detected.

Any receiving operation should be looking for this type of damage. Sometimes, however, depending on the type of product, it is almost impossible to notice.

1. Merchandise must not be removed from point of delivery and all packaging must be kept intact.
2. Receiver must contact Aladdin customer service to report damage.
3. Aladdin traffic department will request inspection based on the dollar value of the cargo.
4. Aladdin traffic department will file a claim based on the findings of the inspection.

Failure to comply with these policies will result in the customer’s responsibility to file claims.

## III. SAFETY

In accordance with generally accepted product safety labeling guidelines the following three signal words are used throughout this manual to alert you to potential hazards and to tell you how to avoid them.

**WARNING:** The word "Warning" identifies a potentially hazardous situation which if not avoided COULD result in death or serious personal injury.

**CAUTION:** The word "Caution" identifies a potentially hazardous situation which if not avoided MAY result in minor or moderate injury. The word "Caution" may also be used to alert against unsafe practices and property damage only accidents.



"Important" is used to identify installation, operation or maintenance information which is important but not hazard related.

## IV. OPERATION

- A. For best results, insert loaded trays into the cart as quickly as possible. Doors should be opened only when necessary in order to help keep foods at the proper temperature and prevent contamination of foods from outside sources.
- B. Avoid bumping carts into doors, walls or obstructions of any kind.
- C. Never move cart unless all doors are securely closed. Serious damage to hinges, latches and doors may result if bumped into walls or other equipment when doors are open.

## V. CLEANING



**CAUTION**



Harsh chemicals and insufficiently diluted sanitizers will damage stainless steel surface. Never use cleaning agents that contain phosphates or chlorides. These chemicals will cause permanent damage to the stainless steel finish, and void equipment warranty. Do not use abrasive cleansers that will scratch the surface of the stainless steel.

---

---

The Aladdin Tray Transport Cabinets should be sanitized and cleaned after each use using the following method

1. Tray slide assemblies are easily removed, without tools, for cleaning; simply lift up the slide to release from attachment pins and pull off pins. The assemblies can now be pulled out of the door opening. The assemblies should be hand washed.
2. Wipe walls, handles, and sides with a soft clean cloth, using warm water and a mild detergent. (It is recommend that you wipe with the grain of the surface to avoid scratches.)
3. Use a soft nylon brush on any food buildup and in corners.
4. Sanitize with a properly diluted sanitizer (according to manufacturers recommendations).
5. Dry thoroughly with a dry cloth to remove moisture.
6. Never use sharp objects, abrasives or scrapers.
7. Do not wash cart in a pressurized wash system.

## **VI. MAINTENANCE / TROUBLESHOOTING**

---

---

### LATCHES

1. Lubricate latches regularly with WD-40, silicone spray, graphite or other commercial lubricants for stainless steel Products. **DO NOT** use oil.

### **TROUBLE SHOOTING**

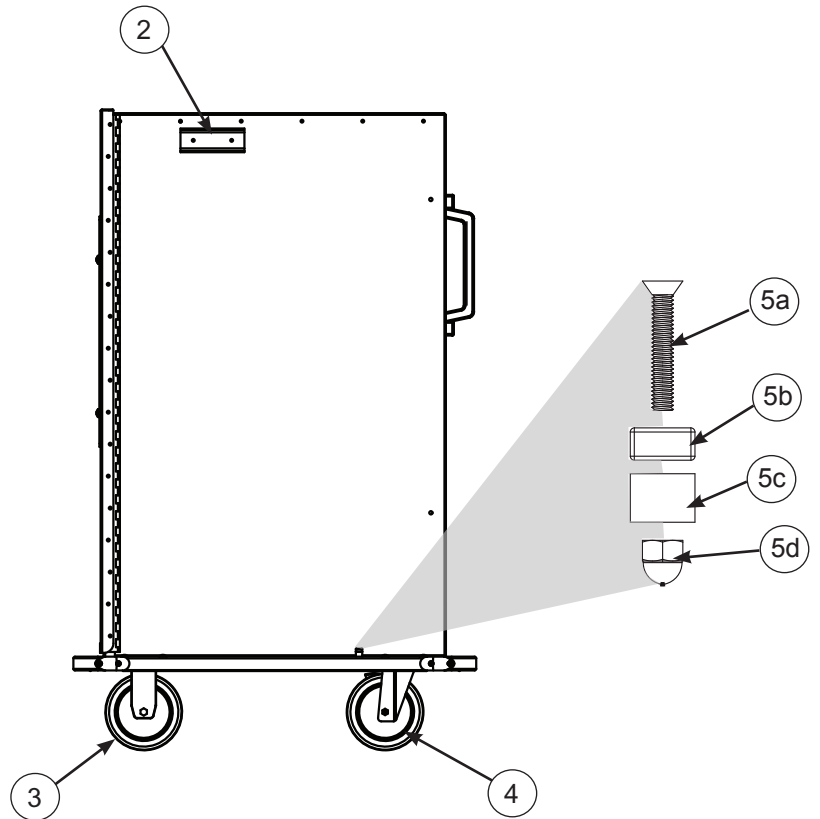
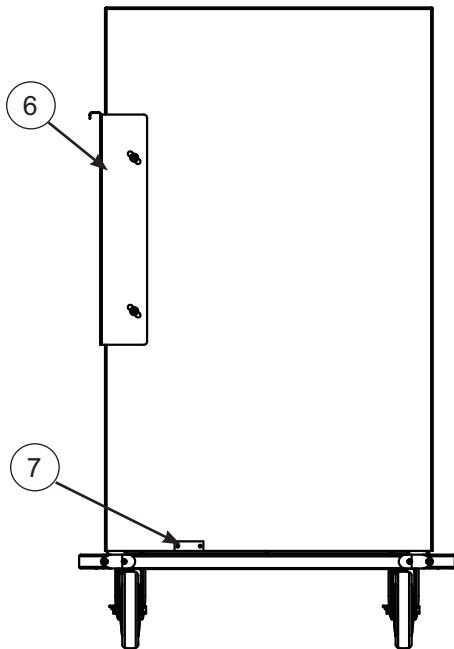
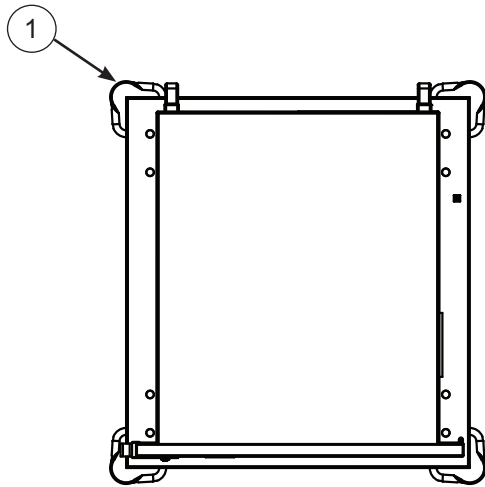
Performance problems often result from minor incidents that can be found and corrected by checking and following the basic points mentioned in the table below.

SYMPTOM	PROBABLE CAUSE	CORRECTION
Cart hard to push/pull.	Debris in caster.	Remove debris.
Difficulty in opening/closing doors.	Hinges require lubrication.	Lubricate hinges.
Trays do not slide easily into cart.	Tray slides dirty. Tray slides not seated properly.	Remove slides and clean. Correct alignment of tray slides.
Latch "sticky" - does not operate smoothly.	Residue buildup.	Clean and lubricate latch.

## VII. PARTS LIST / DRAWINGS

### ET20A & ET24A

No.	Part #	Description
1	93052	Bumper, Corner
2	99041	Card holder
3	97579	Caster, Rigid, 6"
4	98195	Caster, Swivel, 6"
5a♦	12111	Bolt 8/32 x1"
5b♦	10635	Magnet square neodymium
5c♦	10636	Spacer nylon
5d♦	96689	Cap nut 8-32 locking SS
5e*	99936	Magnetic Catch Al
6	12581	Gravity latch
6a♠	11939	SS door handle
6b	97225	Knob, door latch ( before SN ET20AF13038)
7	97222	Plate, Striker
8*	99691	Tow hitch
9a*	99043	Tray slide, ET20A, left hand
9b*	99420	Tray slide, ET20A, left hand, sold after Nov. 2008
10a*	99044	Tray slide, ET20A, right hand
10b*	99421	Tray slide, ET20A, right hand, sold after Nov. 2008
11a*	99045	Tray slide, ET24A, left hand
11b*	99422	Tray slide, ET24A, left hand, sold after Nov. 2008
12a*	99046	Tray slide, ET24A, right hand
12b*	99423	Tray slide, ET24A, right hand, sold after Nov. 2008
13*	99536	Shim plate (for gravity latch)
*Item Not Shown		
♦ For Carts after SN: ET20A6C110002 & ET24A6C110028		
♠ For cart between SN ET20AF1309 to ET20AG14058 & ET24AC13175 to ET24AH14108		



## VII . WARRANTY & LIABILITY

ALADDIN TEMP-RITE  
EQUIPMENT  
LIMITED WARRANTY

Effective October, 2007

Aladdin Temp-Rite ("ATR") warrants to the original purchaser that the equipment listed below shall be free from defects in material and workmanship under normal use for the applicable warranty term set forth below. ATR's obligation under this warranty is limited to the repair or replacement, at the sole option of ATR, of any part which upon inspection and examination by ATR or its authorized agent is found to be defective. A written description detailing the nature of the claimed defect, together with the equipment claimed to be defective if required by ATR, must be delivered to ATR or its authorized agent within 30 days of discovery of the claimed defect (but in no event later than 30 days after the expiration of the applicable warranty term).

EQUIPMENT	WARRANTY TERM*	
	PARTS	LABOR
ET20A, ET24A	1 Year	90 DAYS

\*The warranty term commences 30 days after the date of ATR's invoice for the equipment.

THE WARRANTIES AND REPRESENTATIONS OF ATR CONTAINED HEREIN ARE EXPRESSLY IN LIEU OF, AND THE BUYER WAIVES, ANY AND ALL OTHER WARRANTIES EXPRESS OR IMPLIED, INCLUDING THE WARRANTIES OF MERCHANTABILITY AND FITNESS FOR A PARTICULAR PURPOSE, AND ANY OTHER REMEDIES AGAINST ATR, WHETHER BASED UPON CONTRACT, NEGLIGENCE, STRICT LIABILITY OR OTHERWISE. ATR SHALL NOT BE LIABLE FOR ANY CONSEQUENTIAL OR INCIDENTAL DAMAGES OR ECONOMIC LOSS OF ANY NATURE (INCLUDING WITHOUT LIMITATION LOSS OF REVENUES AND/OR PROFITS) THAT MAY BE CLAIMED TO RESULT FROM ANY NEGLIGENCE OR BREACH OF WARRANTY OR CONTRACT BY ATR.

### Exceptions and Exclusions

This warranty is issued only to the original purchaser, and is not transferable and applies only to the products installed within the United State of America, its territories and Canada. During the term of any labor warranty, ATR will pay all pre-approved shipping charges incurred in returning defective equipment to ATR and labor costs incurred in the removal and reinstallation of such equipment. Contact ATR before returning any defective equipment or otherwise performing any warranty repairs. ATR assumes no liability for any work or repair performed without its prior approval. After the expiration of any labor warranty, the original purchaser is responsible for all shipping charges incurred in returning defective equipment to ATR and labor for removing and reinstalling such equipment. ATR shall not be responsible for the replacement of expendable items like lamps and fuses or product failure resulting from normal wear and tear, improper installation, misuse, sabotage, abuse, neglect, accident, unauthorized alterations to repair, or other factors beyond the control of ATR. Neither this warranty, not the liability of ATR may be modified or extended by action of any agent, distributor or other person or by custom or practice.

CALL ATR TOLL FREE AT 1-800-888-5426 IF YOU HAVE ANY QUESTIONS ABOUT THIS WARRANTY OR YOUR ATR PRODUCT.





250 East Main Street, Hendersonville, TN 37075

1-800-888-8018 • [www.aladdintemprite.com](http://www.aladdintemprite.com) • [info@aladdin-atr.com](mailto:info@aladdin-atr.com)