

Aladdin Temp-Rite® ...better by degrees.



P.O. Box 2978, Hendersonville, TN 37077-2978

1-800-888-8018 or 615-537-3600

Fax 1-888-812-9956

www.aladdintemprite.com

HOD Activator Tables And Accessories



INDAT10OS



INDAT10L



INDAT10C with two INDAT10STC

CONTENTS

I. INTRODUCTION	4
II. RECEIVING INSPECTIONS	5
III. SAFETY	6
IV. INSTALLATION	6
V. CLEANING / MAINTENANCE	9
VI. PARTS LIST	10
VII . WARRANTY & LIABILITY	12

I. INTRODUCTION

The Aladdin Temp-Rite HOD activator table is a space saving support platform for the Heat On Demand, Heat On Demand 2, Heat On Demand Ultra, Heat On Demand On Tray, and Heat On Demand Advantage activators.

Aladdin Temp-Rite offers two tables and accessories to suit your specific needs, a stationary table INDAT10L, a mobile version with casters, INDAT10C, an overshelf, INDAT10OS, that can be easily attached to either model and a side table , INDAT10STL or INDAT10STC that can be bolted on to either model.

TABLES

Description	Table with legs	Table with casters
Model #	INDAT10L	INDAT10C
Part Number	99877	99878
Overall Length	25.06" (63.65 cm)	25.06" (63.65 cm)
Overall Width	31" (78.74 cm)	31" (78.74 cm)
Overall Height	32.589 (82.78 cm)	32.695" (82.78 cm)
Weight	63.4 lbs (28.76 kg)	66 lbs (29.94 cm)
Shipping weight	68.4 lbs (31.03 kg)	71 lbs (32.21 kg)

Accessories

Description	Overshelf	Side table with leg	Side table with caster
Model #	INDAT10OS	INDAT10STL	INDAT10STC
Part Number	99879	11096	11097
Overall Length	27.125" (68.90 cm)	24.927" (63.31 cm)	24.927" (63.31 cm)
Overall Width	30.826" (78.30 cm)	13.67" (34.72 cm)	13.67" (34.72 cm)
Overall Height	33.771" (85.78 cm)	29.5" (74.93 cm)	29.606" (75.19 cm)
Weight	32 lbs (14.5 kg)	21 lbs (9.53 kg)	21 lbs (9.53 kg)
Shipping weight	35 lbs (15.88 kg)	22 lbs (9.97 kg)	22 lbs (9.97kg)

II. RECEIVING INSPECTIONS

Your Aladdin HOD activator table is factory tested for performance and is free from defects when shipped. The utmost care has been taken in packaging this product to protect against damage in transit.

You should carefully inspect your activator table to assure that no damage has occurred in transit. If however, damage is detected see the following damaged goods policy. Under no condition may a damaged unit be returned to Aladdin Temp-Rite without first obtaining written permission (return authorization). No credit will be issued for claims not reported to Aladdin within ten (10) business days from receipt of shipment.

ALADDIN DAMAGED GOODS POLICY

There are two types of damaged merchandise:

- Visual Damage
- Concealed Damage

Visual Damage – When the product being received is visibly damaged:

1. Receiver should not accept merchandise with visual damage.
2. Receiver must sign delivery receipt “refused merchandise due to damage” and specify damage.
3. Receiver should call Aladdin Customer Service immediately after refusal.
4. Carrier will notify Aladdin Traffic Department and a claim will be filed.
5. Carrier will send acknowledgement of claim within 7 days after receiving.

Concealed Damage – When damaged merchandise cannot be externally detected:

Any receiving operation should be looking for this type of damage. Sometimes, however, depending on the type of product, it is almost impossible to notice.

1. Merchandise must not be removed from point of delivery and all packaging must be kept intact.
2. Receiver must contact Aladdin customer service to report damage.
3. Aladdin traffic department will request inspection based on the dollar value of the cargo.
4. Aladdin traffic department will file a claim based on the findings of the inspection.

Failure to comply with these policies will result in the customer’s responsibility to file claims.

III. SAFETY

If you know how to correctly install, operate, clean, and service your activator table and accessories your satisfaction with the equipment will be increased and safety will be enhanced. In accordance with generally accepted product safety labeling guidelines, the following three signal words are used throughout this manual to alert you to potential hazards and to tell you how to avoid them.

WARNING: The word "Warning" identifies a potentially hazardous situation which, if not avoided COULD result in death or serious personal injury.

CAUTION: The word "Caution" identifies a potentially hazardous situation which, if not avoided MAY result in minor or moderate injury. The word "Caution" may also be used to alert against unsafe practices and property damage only accidents.



"Important" is used to identify installation, operation or maintenance information which is important but not hazard related.

IV. INSTALLATION

Remove the activator table and or the overshef or side table from their packaging. Ensure no freight damage has occurred. If so, see section II on RECEIVING INSPECTIONS.

For INDAT10L table with legs, place table in the desired location. Check the table for stability, if unstable looking at the front of the table, rotate legs clockwise to extend, and counterclockwise to shorten.

For INDAT10C table with casters, roll to desired location and lock wheels.

INDAT10OS Overshelf

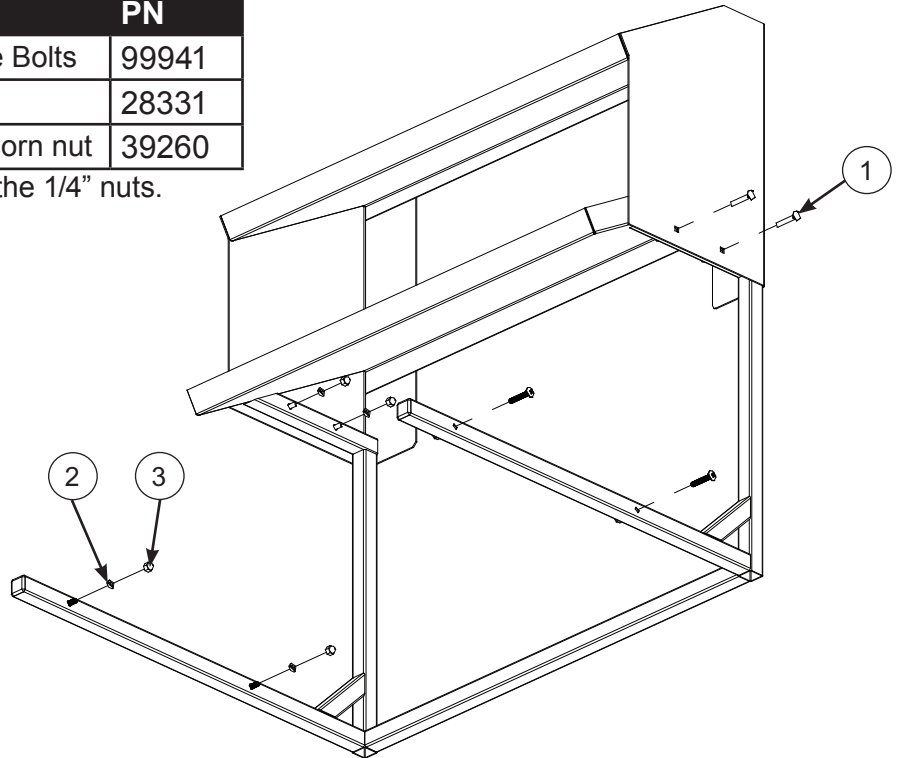
Must be assembled with an Aladdin activator table.

Remove the overshelf from the carton.

Use the following included hardware to attached shelves to the legs

item	Description	PN
①	1/4"-20, 1.50" Carriage Bolts	99941
②	1/4" S/S lock washer	28331
③	1/4"-20 High Crown acorn nut	39260

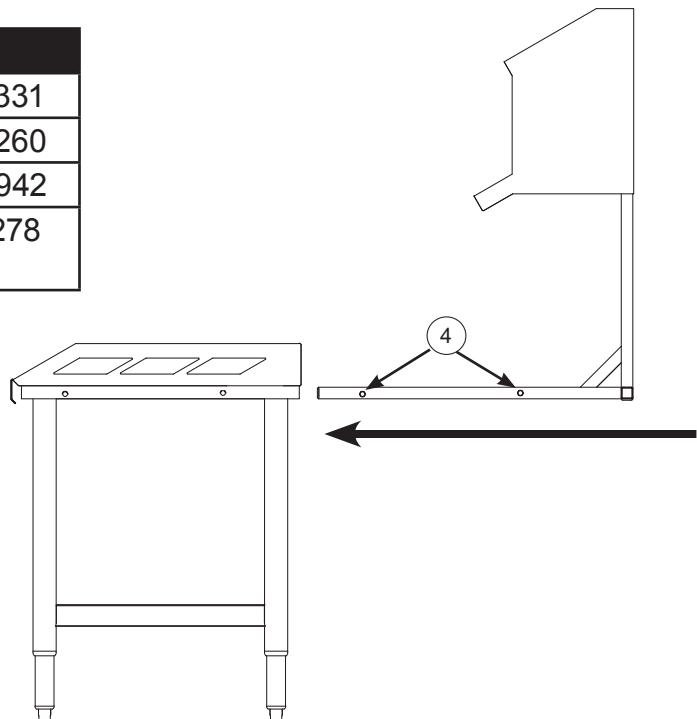
Use a 7/16" wrench to tighten the 1/4" nuts.



Slide the overshelf into the C channels of the activator table. Attach to the table with the following supplied hardware.

item	Description	PN
②	1/4" lock washer	28331
③	1/4"-20 High Crown acorn nut	39260
④a	1/4"-20, 1.50" Phillips Bolt	99942
④b	With side table and overshelf 1/4"-20, 1.75" Phillips bolt	11278

Use a 7/16" wrench to tighten the 1/4" nuts.



Side Table(s) INDAT10STL OR INDAT10STC

Must be assembled with an Aladdin activator table

Remove the side table from the carton

The side table can be attached to the right side, left side, or both sides of the activator table

Hold the side table next to the activator table

Align holes so the front of the side table is flush with the front of the activator table

Use the following included hardware to attach the tables together

item	Description	PN
①	1/4"-20, 1.75" PH Truss	11278
②	1/4"-20, 0.50" PH Truss	11279
③	1/4" Lock washer	28331
④	1/4"-20 High Crown acorn nut	39260

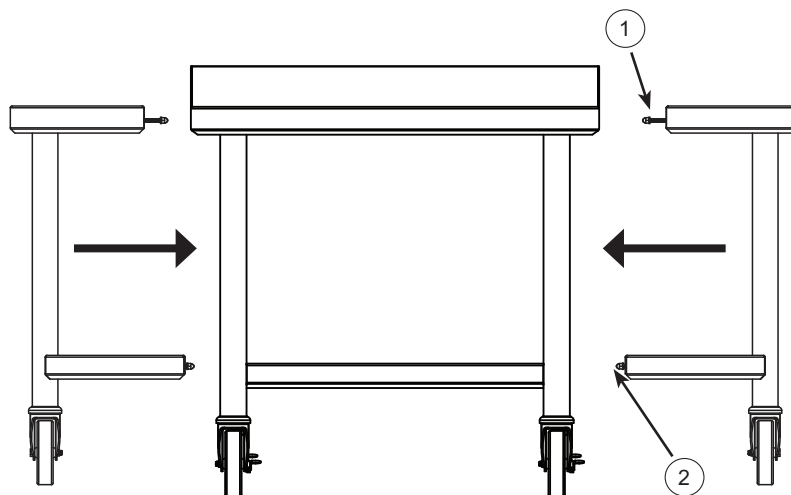
Use a 7/16" wrench to tighten the 1/4" nuts.

Use the 1.75" bolt in the top hole

Place lock washer on bolt then secure with acorn nut

Use 0.50" bolts in bottom holes

Place lock washer on bolt then secure with acorn nut



V. CLEANING / MAINTENANCE



WARNING



Remove Aladdin Heat On Demand activators from table if you are going to use a hose to clean the table. Spraying table with a hose can get water into the electrical components of the activator and cause a short circuit or an electrical shock.



CAUTION



To prevent damage to the top surface of the table do not use harsh chemicals or under-diluted sanitizers. Never use bleach or solutions containing bleach to clean the stainless steel portions of the activator table. The use of this type of product can induce rusting. Any chemical used in the cleaning process should be applied in the proper concentration.

The table and or overshef or side table should be cleaned and sanitized after each day's use or as necessary:

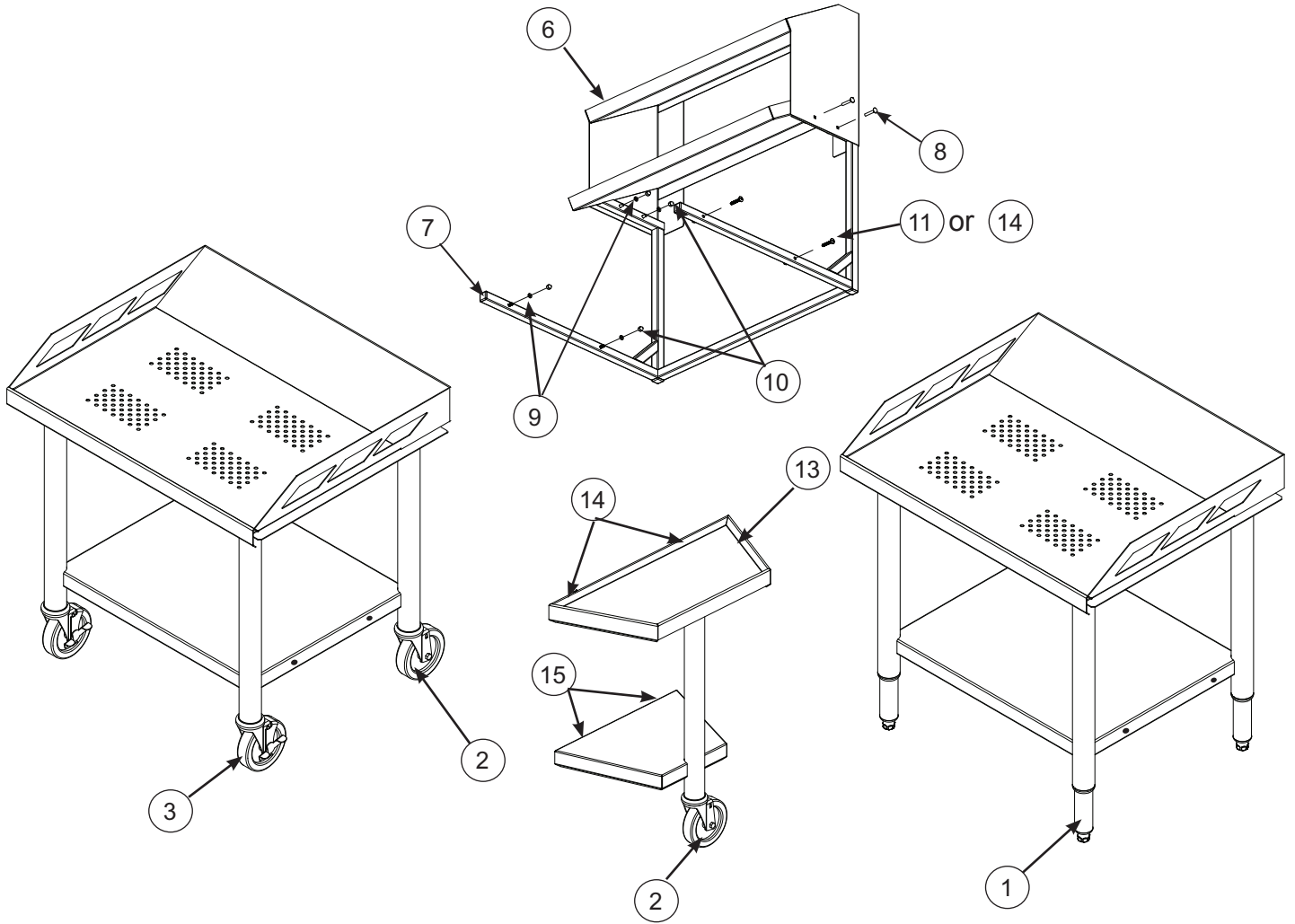
- a) Wipe all sides with a clean damp cloth using warm water and mild dishwasher detergent. (abrasive pads are not recommended for cleaning).
- b) Use a soft nylon brush on any food buildup and in corners.
- c) Dry thoroughly with a dry cloth to remove moisture.
- d) Never use sharp objects, abrasives or scrapers.
- e) Do not wash with a pressurized or steam system.

The casters on the INDAT10C should be inspected quarterly for debris that could make the table hard to maneuver.

VI. PARTS LIST

#	Part Number	Description
1	99869	Leg 6" S/S
2	99880	Caster 5" swivel
3	99881	Caster 5" swivel with lock
*4	39260	Acorn nut 1/4-20 S/S (bottom of table top)
*5	28331	Washer 1/4" lock S/S (bottom of table top)
6	99879	Overshelf
7	99839	Cap tube 1"
8	99941	1/4"-20, 1.50" carriage bolt
9	28331	1/4" S/S lock washer
10	39260	1/4"-20 high crown acorn nut
11	99942	1/4"-20, 1.50" Phillips bolt
*12	11096	Side table with leg
13	11097	Side table with caster
14	11278	1/4"-20, 1.75" phillips head truss (for use with side table)
15	11279	1/4"-20, 0.50" phillips head truss

*Items not shown



VII . WARRANTY & LIABILITY

ALADDIN TEMP-RITE®
EQUIPMENT
LIMITED WARRANTY

Effective May, 2010

Aladdin Temp-Rite® (“ATR”) warrants to the original purchaser that the equipment listed below shall be free from defects in material and workmanship under normal use for the applicable warranty term set forth below. ATR’s obligation under this warranty is limited to the repair or replacement, at the sole option of ATR, of any part which upon inspection and examination by ATR or its authorized agent is found to be defective. A written description detailing the nature of the claimed defect, together with the equipment claimed to be defective if required by ATR, must be delivered to ATR or its authorized agent within 30 days of discovery of the claimed defect (but in no event later than 30 days after the expiration of the applicable warranty term).

EQUIPMENT	WARRANTY TERM	
	PARTS	LABOR
INDAT10L, INDAT10C	One Year	90 Days
INDAT10OS	One Year	90 Days
INDAT10STL, INDAT10STC	One Year	90 Days

*The warranty term commences 30 days after the date of ATR’s invoice for the equipment.

THE WARRANTIES AND REPRESENTATIONS OF ATR CONTAINED HEREIN ARE EXPRESSLY IN LIEU OF, AND THE BUYER WAIVES, ANY AND ALL OTHER WARRANTIES EXPRESS OR IMPLIED, INCLUDING THE WARRANTIES OF MERCHANTABILITY AND FITNESS FOR A PARTICULAR PURPOSE, AND ANY OTHER REMEDIES AGAINST ATR, WHETHER BASED UPON CONTRACT, NEGLIGENCE, STRICT LIABILITY OR OTHERWISE. ATR SHALL NOT BE LIABLE FOR ANY CONSEQUENTIAL OR INCIDENTAL DAMAGES OR ECONOMIC LOSS OF ANY NATURE (INCLUDING WITHOUT LIMITATION LOSS OF REVENUES AND/OR PROFITS) THAT MAY BE CLAIMED TO RESULT FROM ANY NEGLIGENCE OR BREACH OF WARRANTY OR CONTRACT BY ATR.

Exceptions and Exclusions

This warranty is issued only to the original purchaser, and is not transferable and applies only to the products installed within the United States of America, its territories and Canada. During the term of any labor warranty, ATR will pay all pre-approved shipping charges incurred in returning defective equipment to ATR and labor costs incurred in the removal and reinstallation of such equipment. Contact ATR before returning any defective equipment or otherwise performing any warranty repairs. ATR assumes no liability for any work or repair performed without its prior approval. After the expiration of any labor warranty, the original purchaser is responsible for all shipping charges incurred in returning defective equipment to ATR and labor for removing and reinstalling such equipment. ATR shall not be responsible for the replacement of expendable items like lamps and fuses or product failure resulting from normal wear and tear, improper installation, misuse, sabotage, abuse, neglect, accident, unauthorized alterations to repair, or other factors beyond the control of ATR. Neither this warranty, nor the liability of ATR may be modified or extended by action of any agent, distributor or other person or by custom or practice.

CALL ATR TOLL FREE AT 1-800-888-5426 IF YOU HAVE ANY QUESTIONS ABOUT THIS WARRANTY OR YOUR ATR PRODUCT.