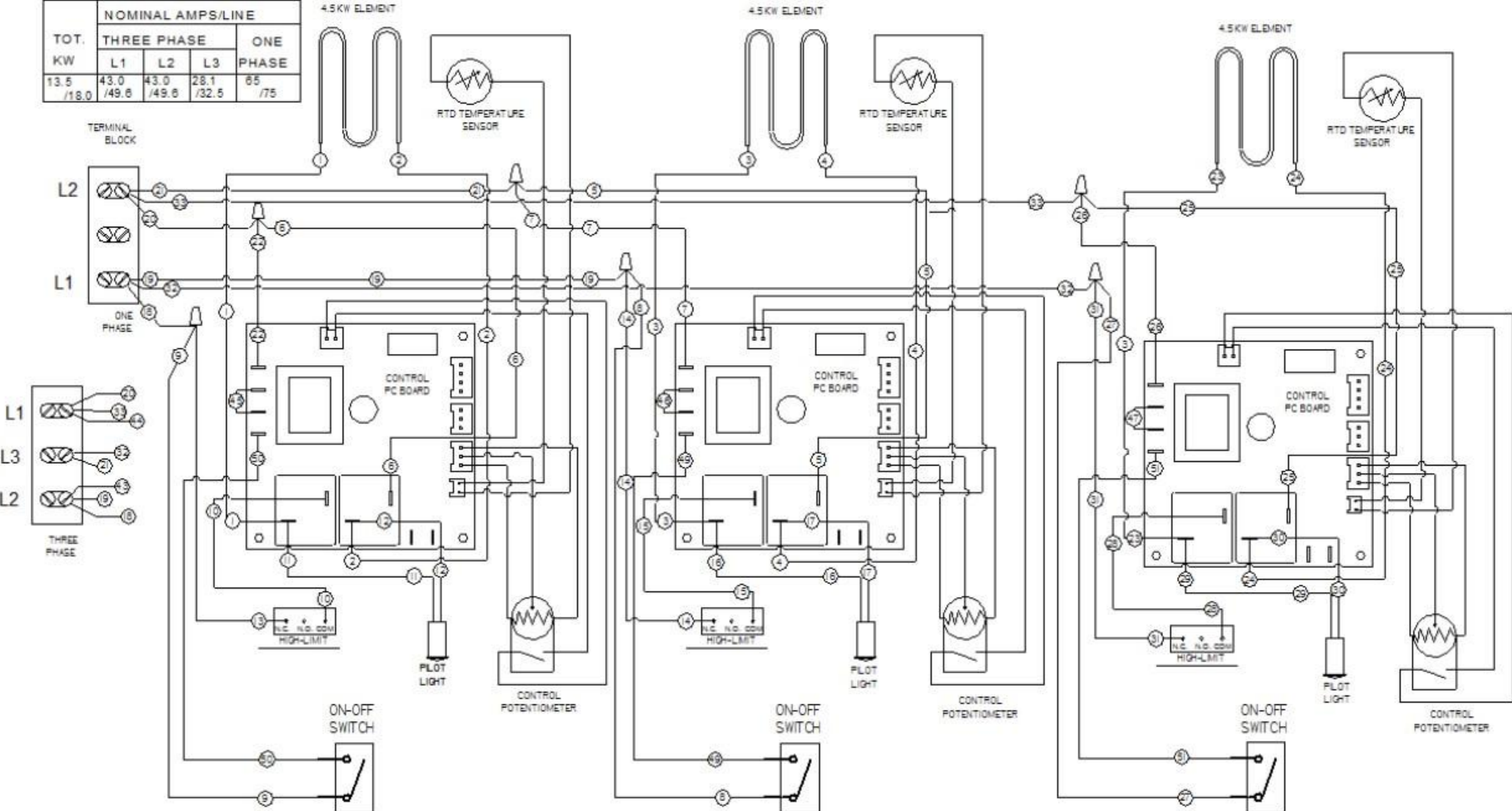


MODEL EG-24i
 SERIAL NO. XXXXyymmxxx
 PART NO. 22051240
 VOLTS 208/240 Hz. 50/60 Ph. 1/3

TOT. KW	NOMINAL AMPS/LINE			
	THREE PHASE			ONE PHASE
	L1	L2	L3	
6.75	16.3	16.3	28.1	32.5
/9.0	/18.8	/18.8	/32.5	/37.5

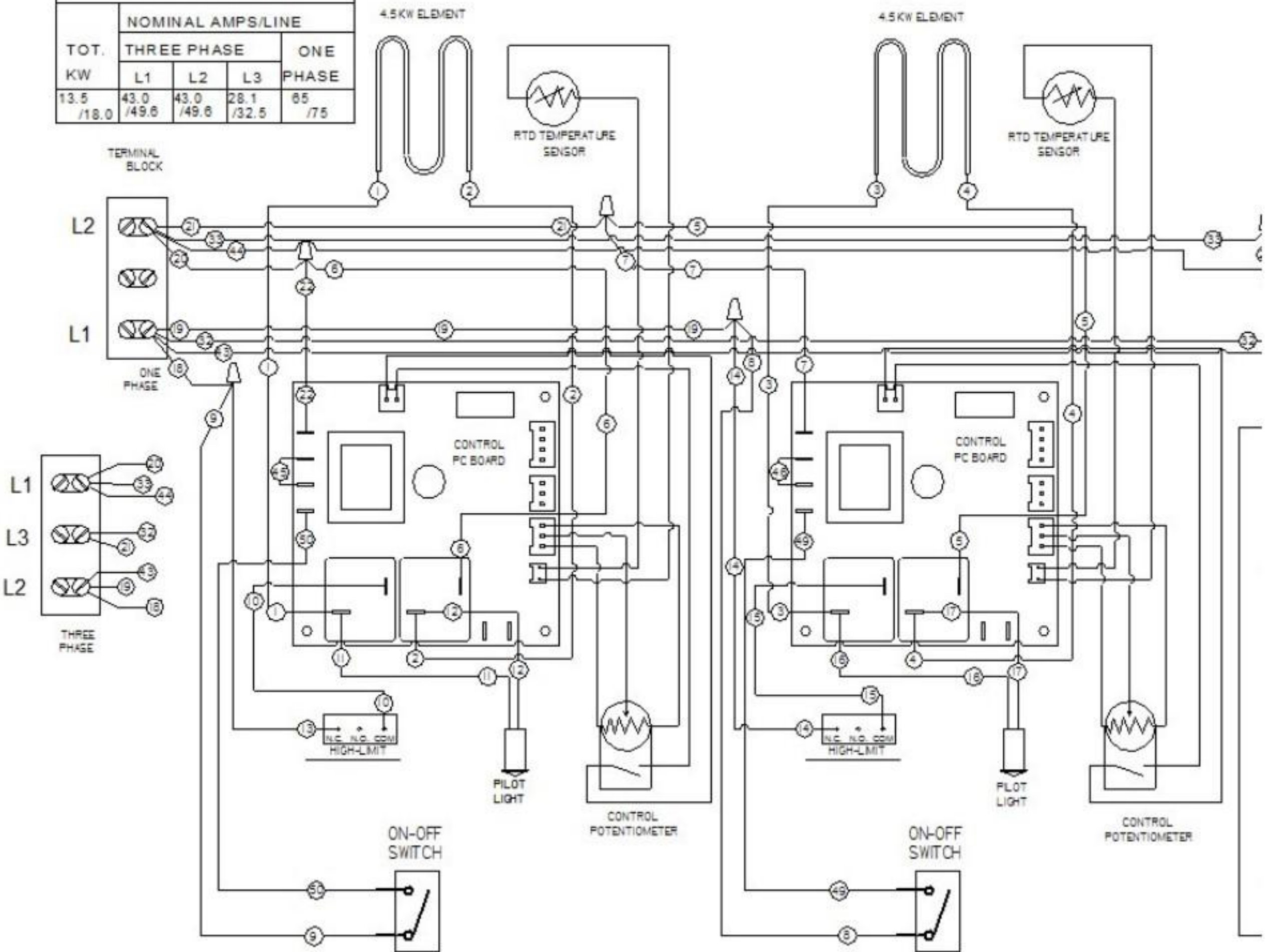
MODEL EG-48H
 SERIAL NO. XXXXyymmxox
 PART NO. 21823800
 VOLTS 208/240 Hz. 50/60 Ph. 1/3

TOT. KW	NOMINAL AMPS/LINE			ONE PHASE
	L1	L2	L3	
13.5 /18.0	43.0 /49.6	43.0 /49.6	28.1 /32.5	65 /75



MODEL EG-48H
 SERIAL NO. XXXXyymmxxx
 PART NO. 21823800
 VOLTS 208/240 Hz. 50/60 Ph. 1/3

TOT. KW	NOMINAL AMPS/LINE			ONE PHASE
	L1	L2	L3	
13.5	43.0	43.0	28.1	65
/18.0	/49.6	/49.6	/32.5	/75



TERMINAL BLOCK

4.5KW ELEMENT

4.5KW ELEMENT

RTD TEMPERATURE SENSOR

RTD TEMPERATURE SENSOR

L2

L1

ONE PHASE

CONTROL PC BOARD

CONTROL PC BOARD

L1

L3

L2

THREE PHASE

HIGH-LIMIT

HIGH-LIMIT

PILOT LIGHT

PILOT LIGHT

CONTROL POTENTIOMETER

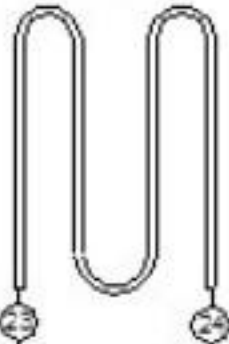
CONTROL POTENTIOMETER

ON-OFF SWITCH

ON-OFF SWITCH

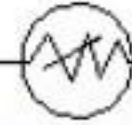
4.5 KW ELEMENT

4.5 KW ELEMENT



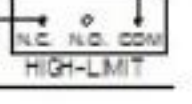
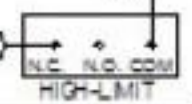
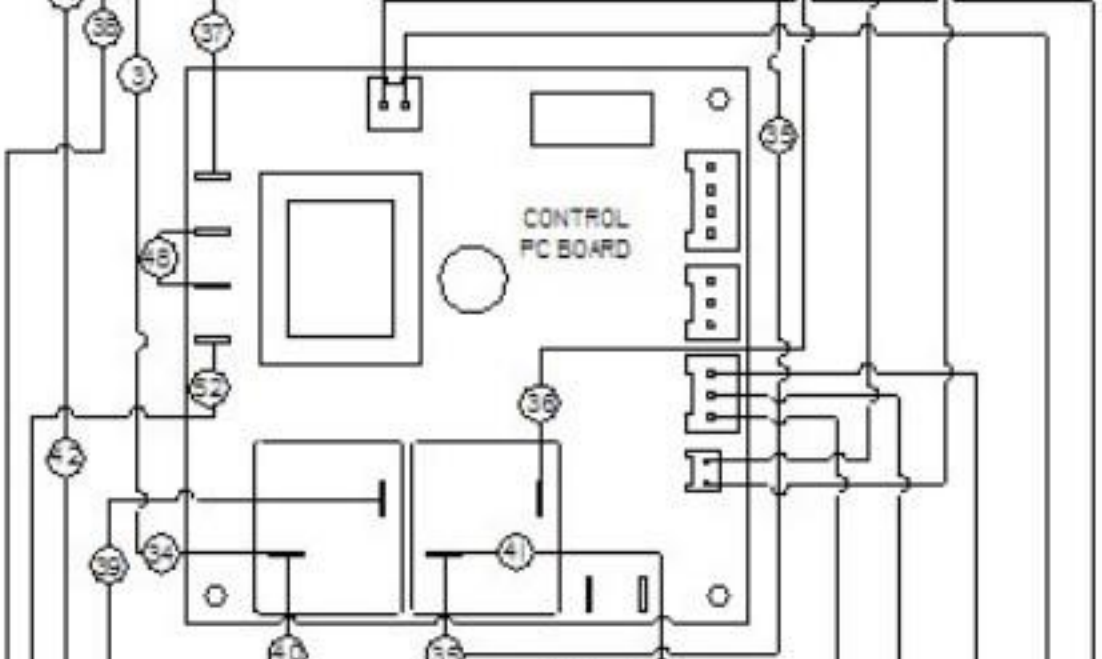
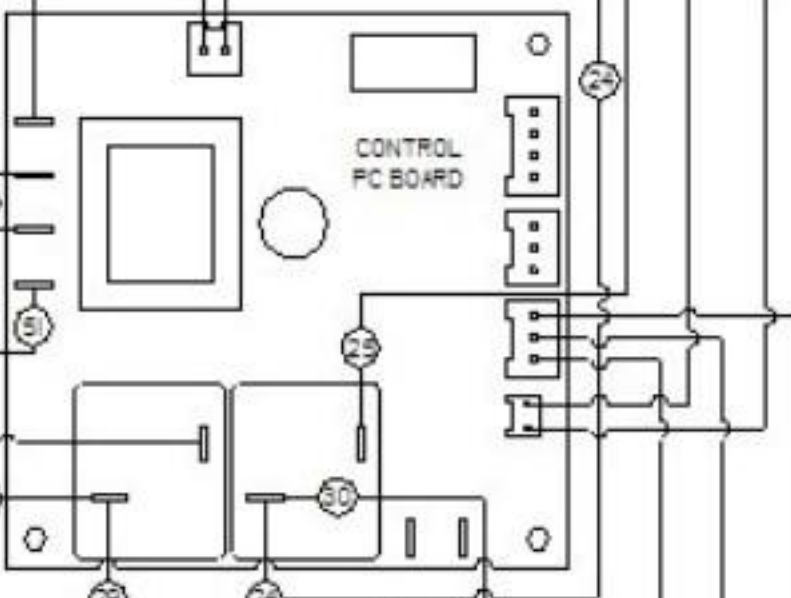
RTD TEMPERATURE SENSOR

RTD TEMPERATURE SENSOR



CONTROL PC BOARD

CONTROL PC BOARD



PLOT LIGHT

PLOT LIGHT

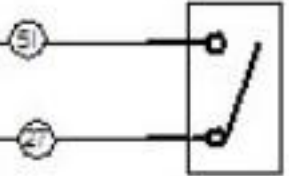


CONTROL POTENTIOMETER

CONTROL POTENTIOMETER

ON-OFF SWITCH

ON-OFF SWITCH



35

26

25

23

24

22

43

37

36

34

35

33

32

31

27

3

28

29

24

45

42

38

3

37

36

35

29

31

28

23

29

24

30

23

29

30

23

42

39

35

40

35

40

35

40

41

36

35

40

41

31

28

29

30

23

29

30

23

42

39

35

40

35

40

41

51

47

52

38