

Spare parts list No.:036.98.3.1005
Series (Code No.): 90.091
Amendment 03/2006

Automatic precision gravity feed slicer SG 8 D

Last text page 34
Last page of drawings ... 48

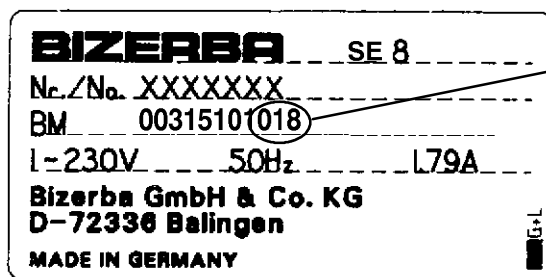


Content **Page of drawings** **Text page**

Adjustable foot, bench, motor	(group No. 1..)	3, 47, 48	1
Grooved cam, rotary knob, bearing bracket		4, 5,	2, 3
Carriage guide, deflector, micorswitch, accessory		1, 3, 6, 7, 8, 13,	4, 5, 6
Blade bushing, ribbed V-belt		10, 12,	7
Product supporter, guard ring, motor pedestal		9, 10, 11,	8
Gauge plate, blade		2, 3, 4,	9, 34
Sharpener, blade removal device	(group No. 16..)	14, 15	10, 11,
Carriage (38) inclined 18 ⁰	(group No. 20..)	16 - 23	12 - 15
Carriage (36) horizontal	(group No. 21..)	24 - 30	16 - 19
Carriage (16) German army version	(group No. 22..)	31	20 - 21
Carriage (43) inclined 18 ⁰ handle on top of carriage	(group No. 23..)	32 - 37	22 - 24
Stop		1	24
Carriage drive	(group No. 30...)	38, 39, 40,	25 - 28
Blade cover		2, 3	28
Circuit	(group No. 40..)	41 - 46	29, 30
Power cable		1, 2	31
Plates, fuses, power pack JPN, zero switch		40	32, 33, 34
Operating instructions, LPB carriage drive FRA, blade			34

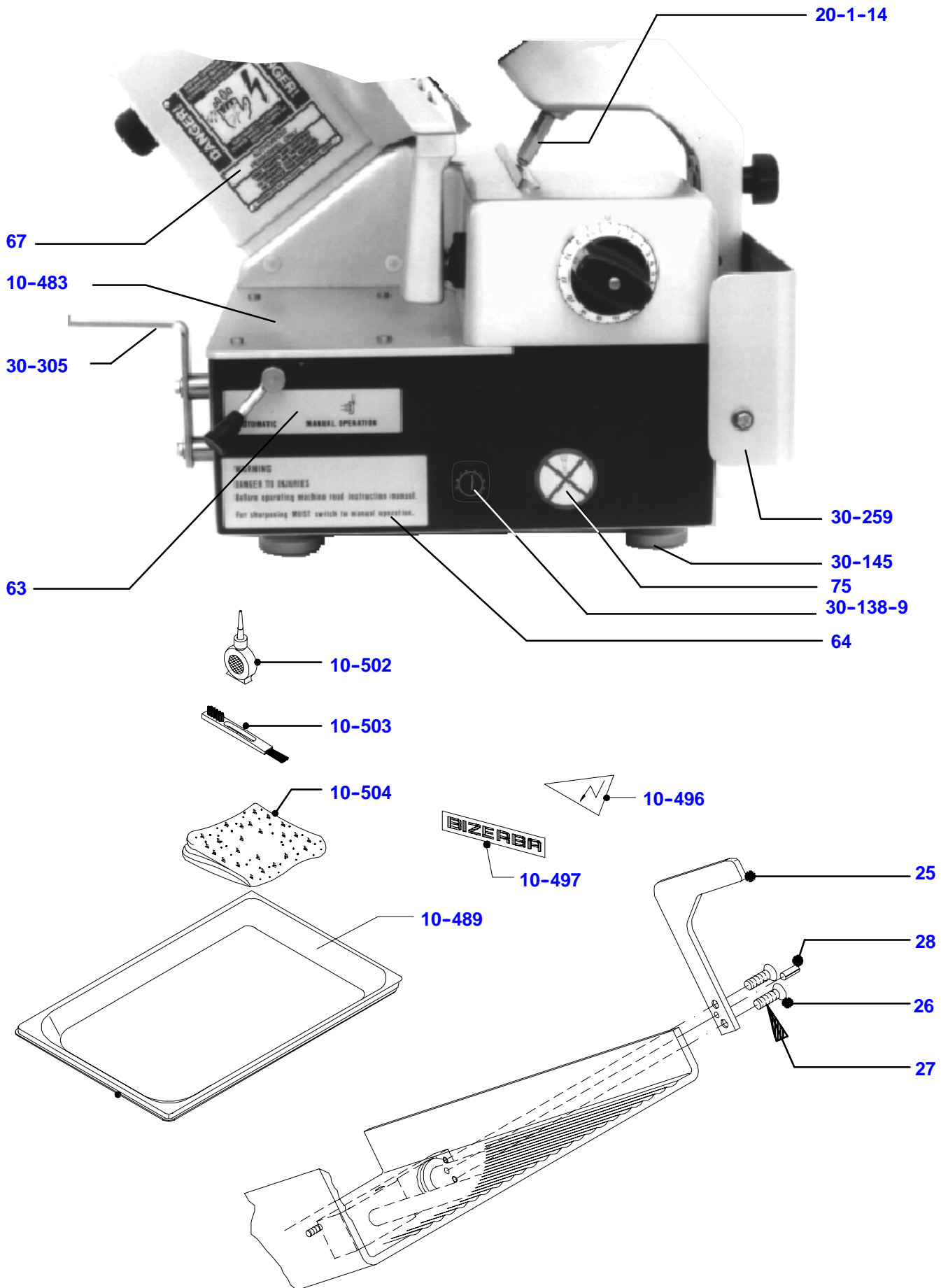
4

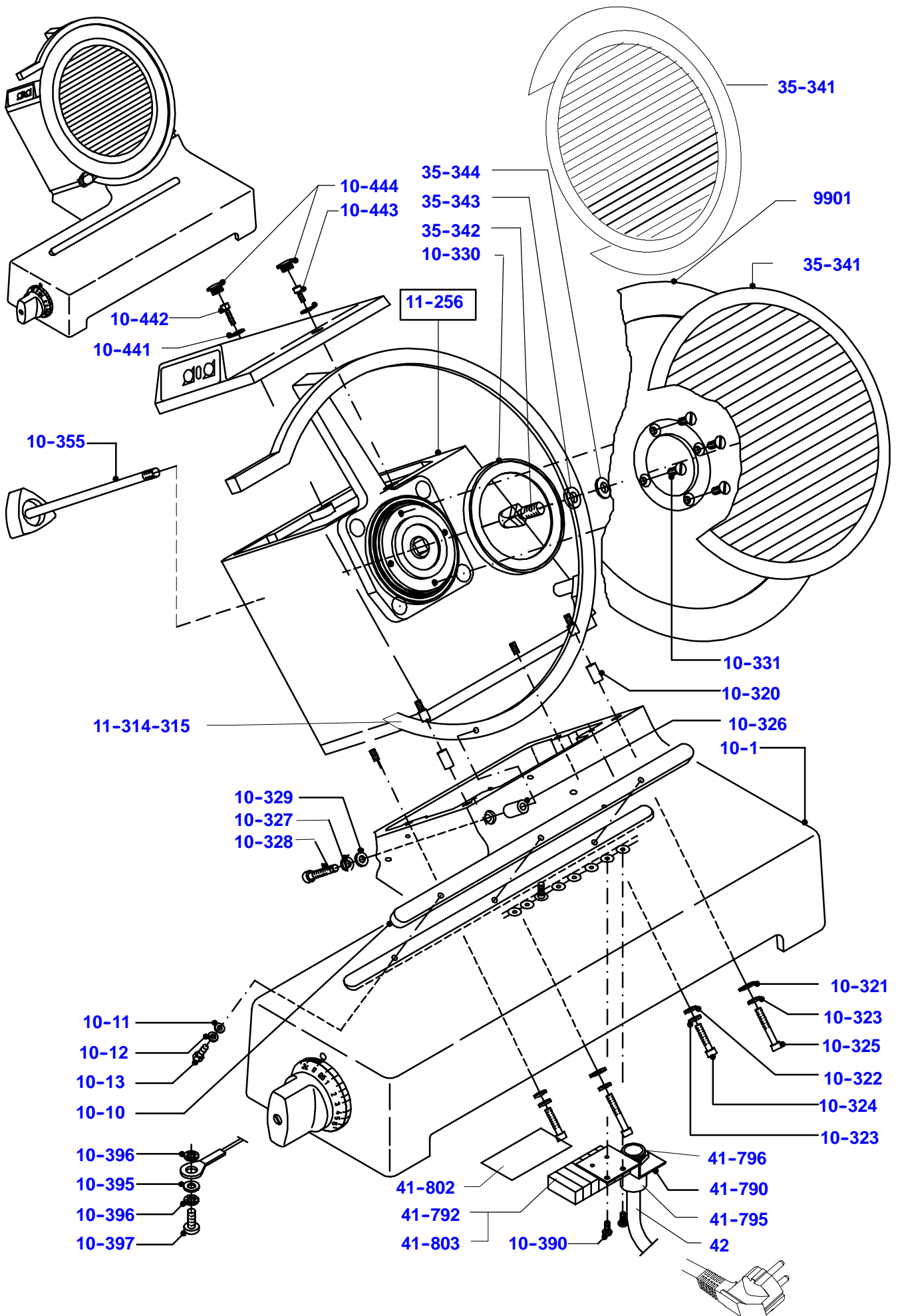
Last text page 34
Last page of drawings 48



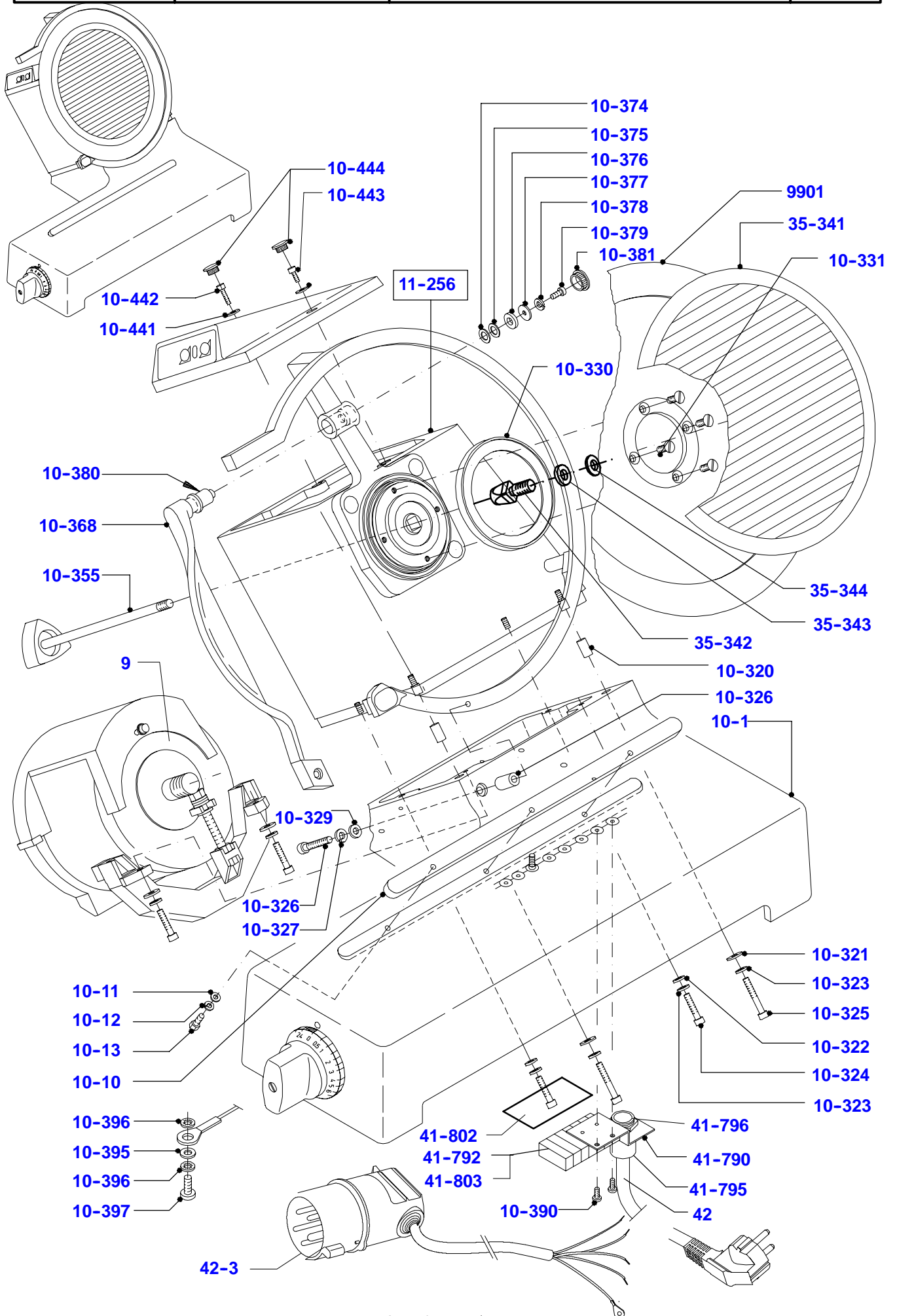
technical status

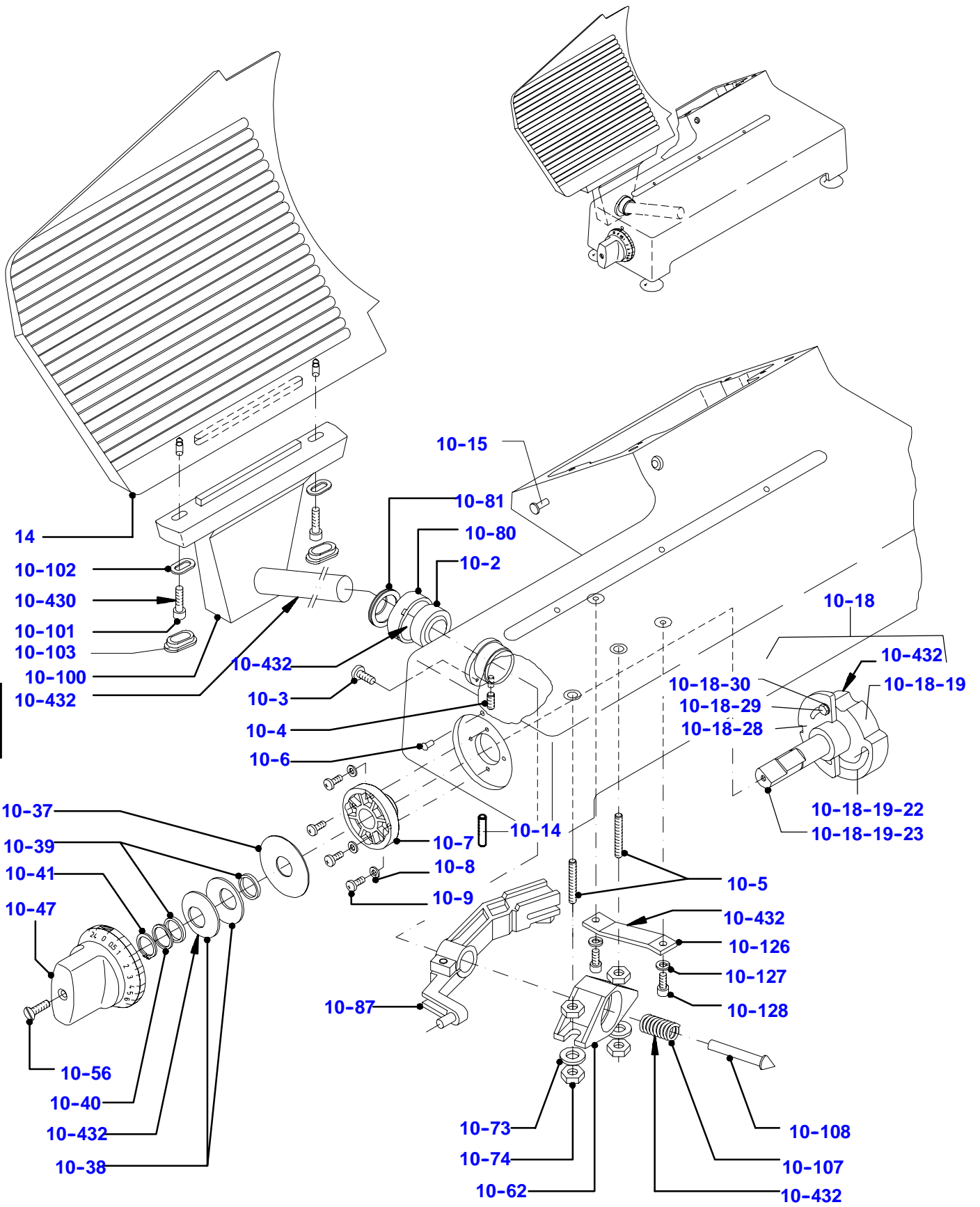
Bitte unbedingt 11 stellige **Bestell-Nr.** angeben
Please always indicate 11 digit **Order No.**
Absolument nécessaire d'indiquer **No.de commande** (11 chiffres)
Favorisca specificarci sempre il **N. di ordine** a 11 cifre
Es imprescindible que citen el **No. de pedido** (11 guarismos)



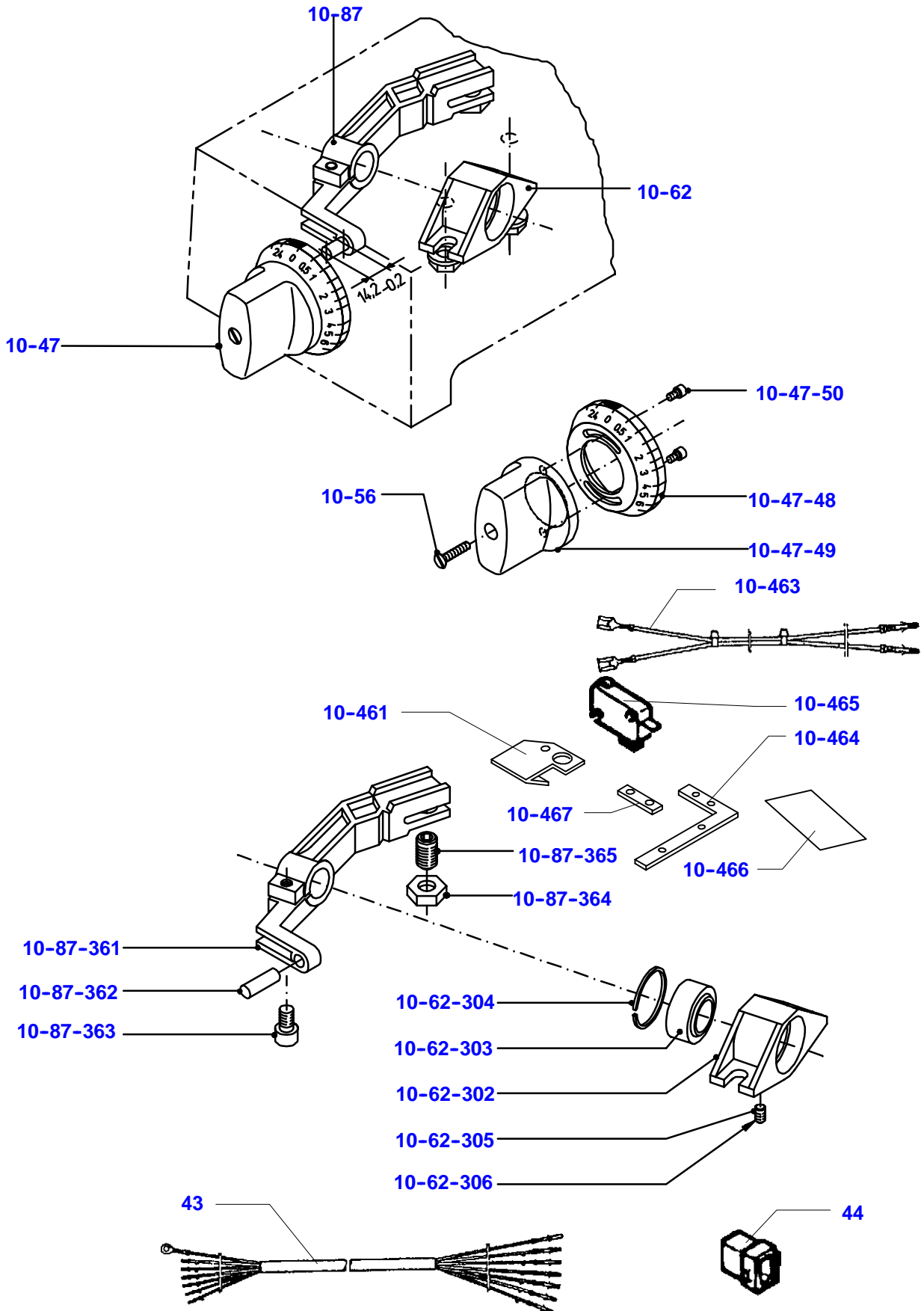


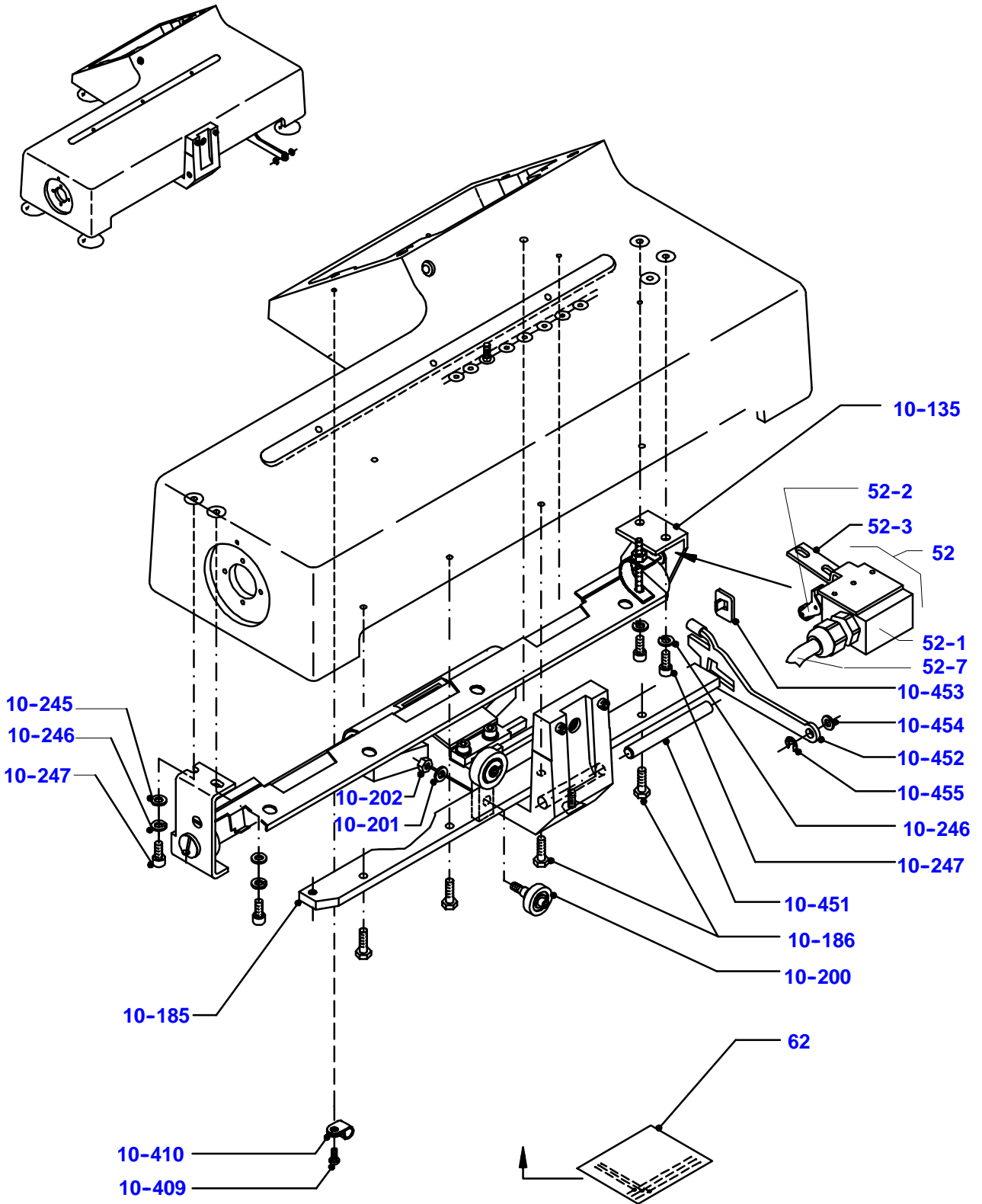
4



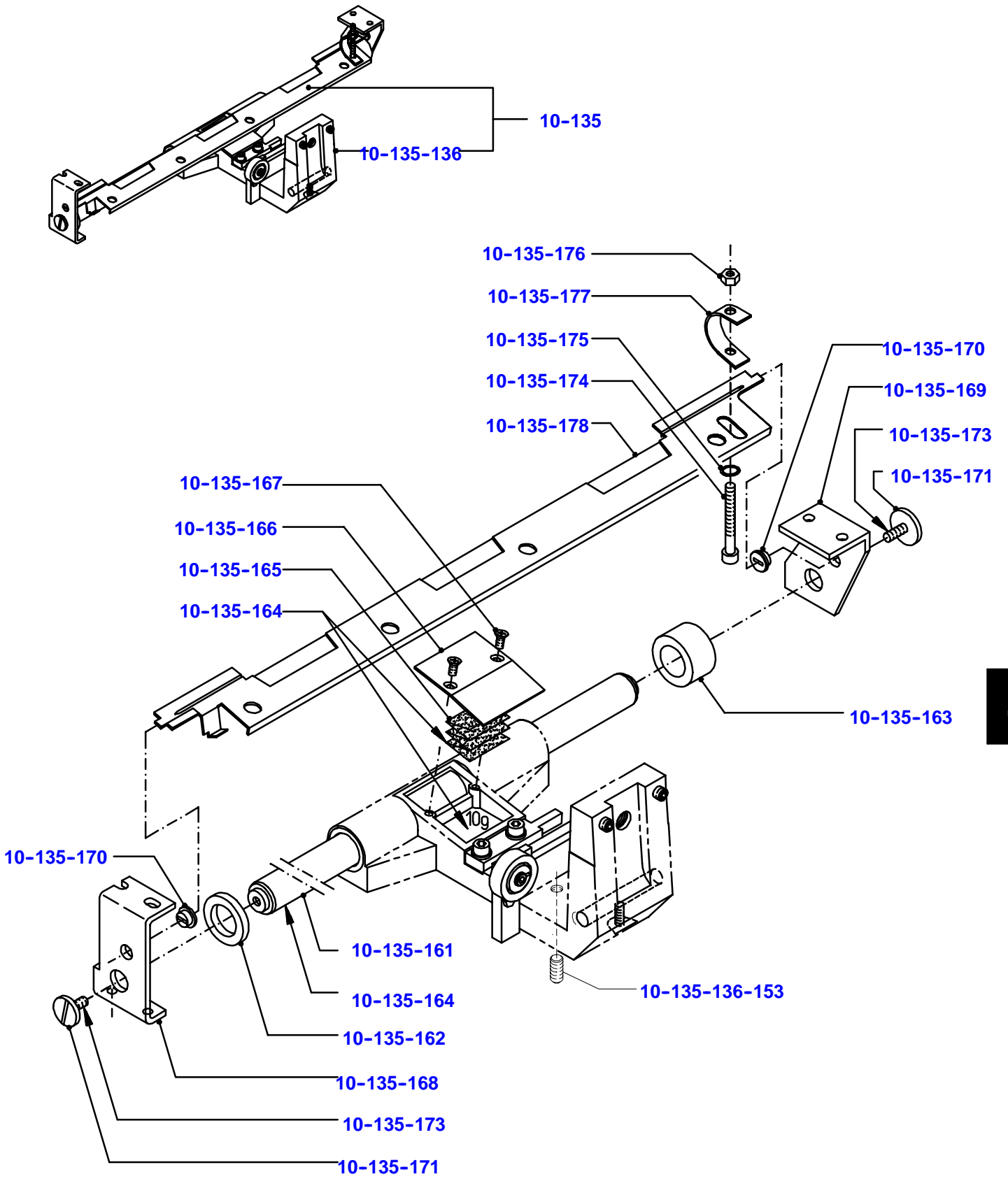


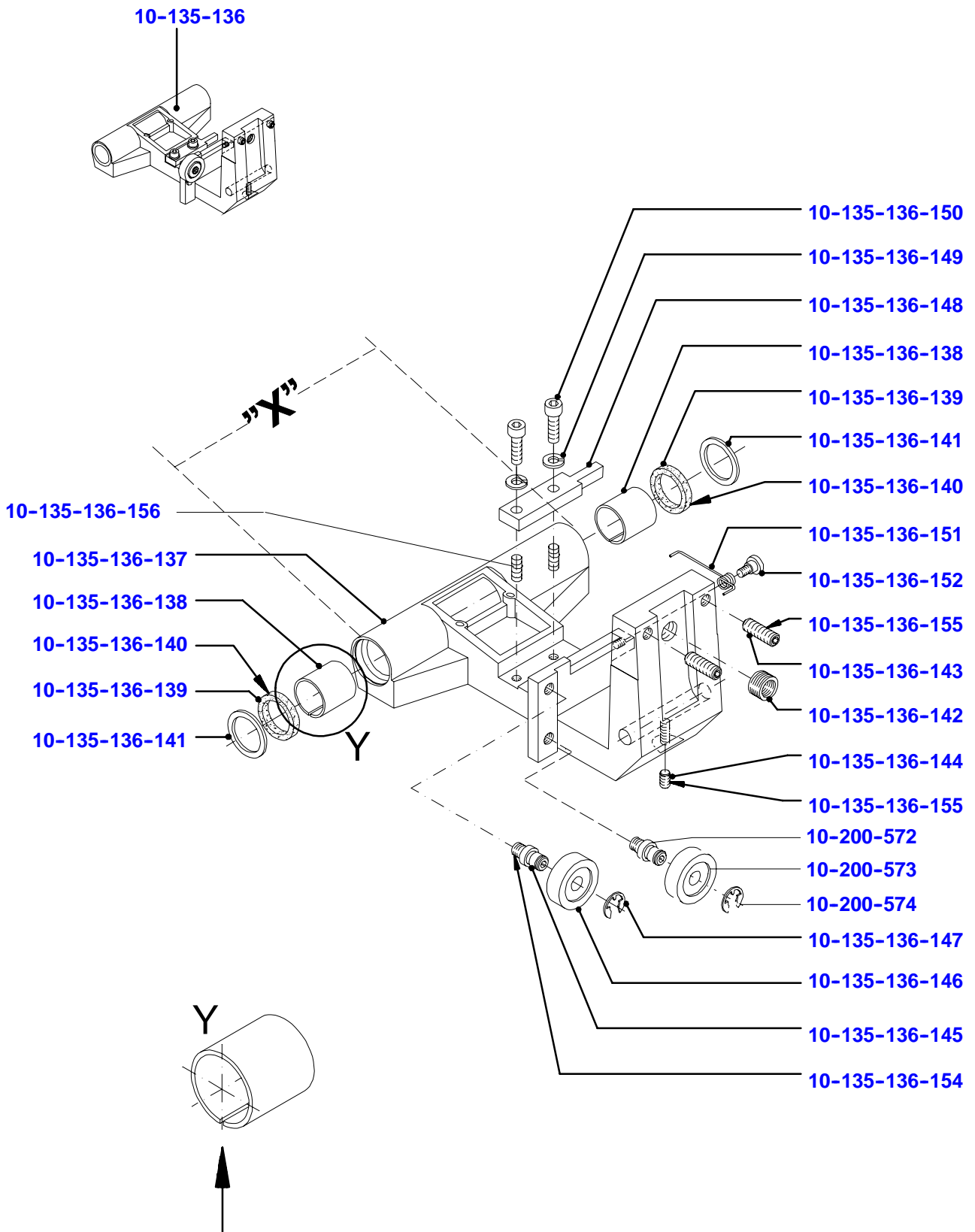
4

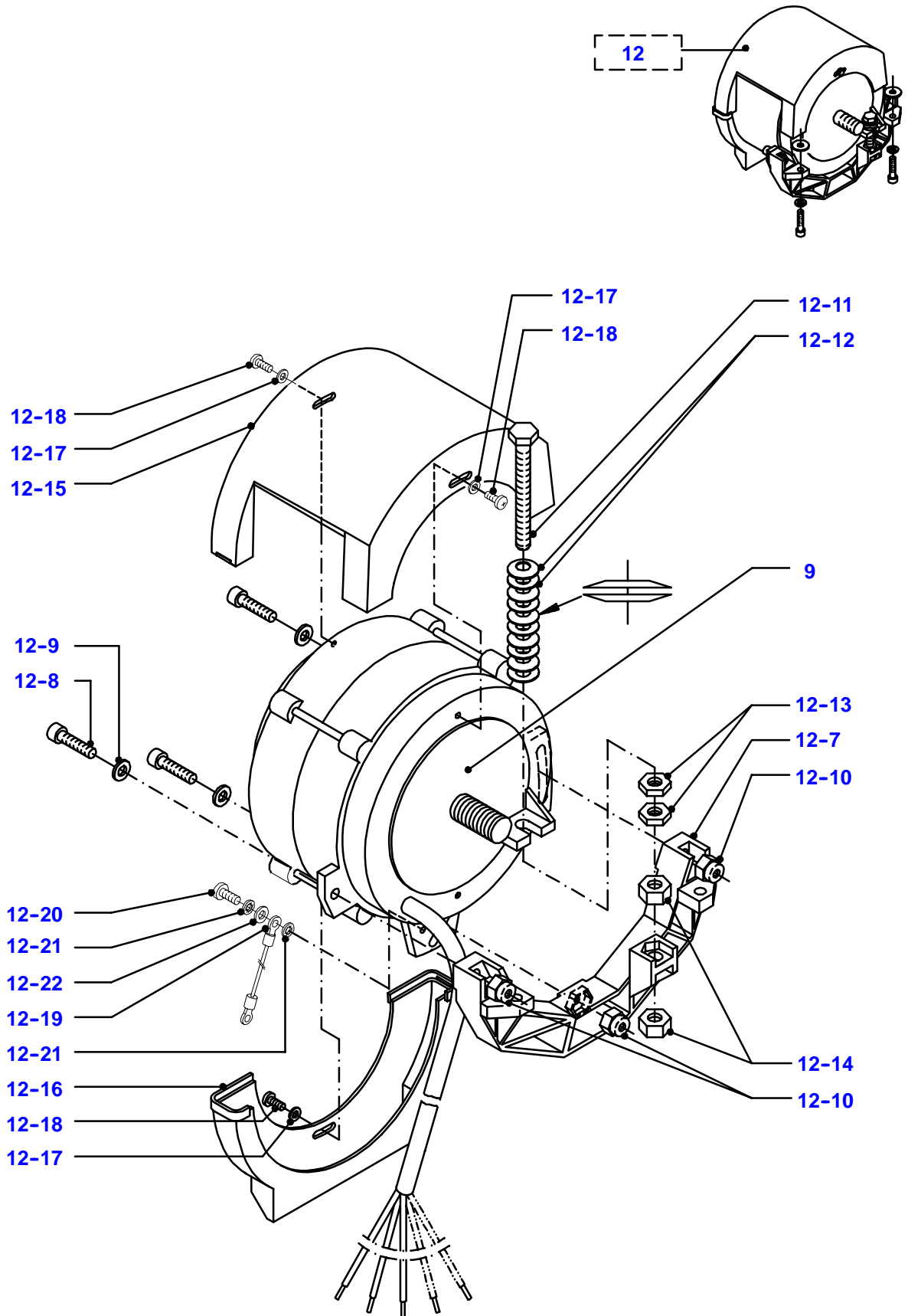


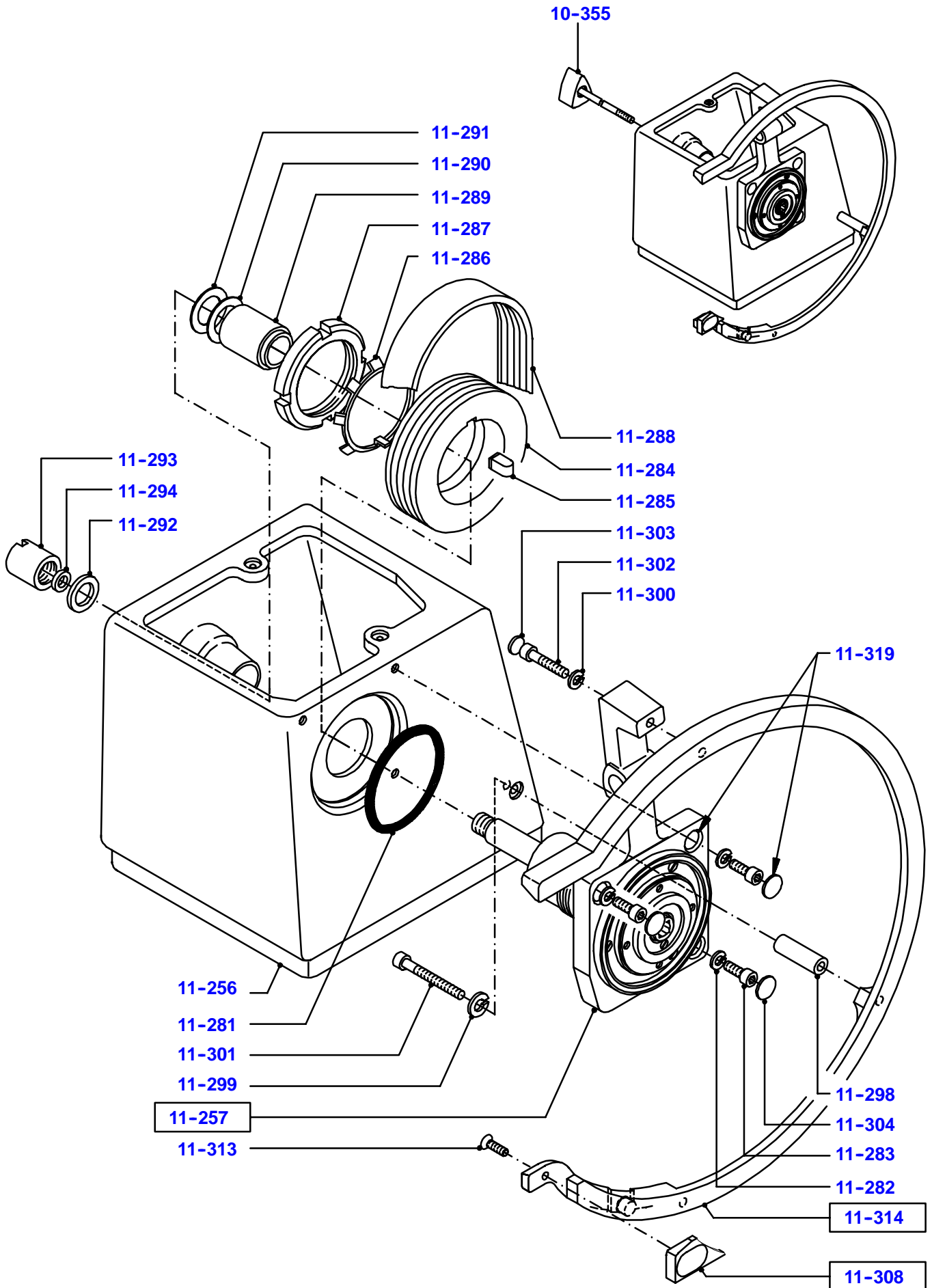


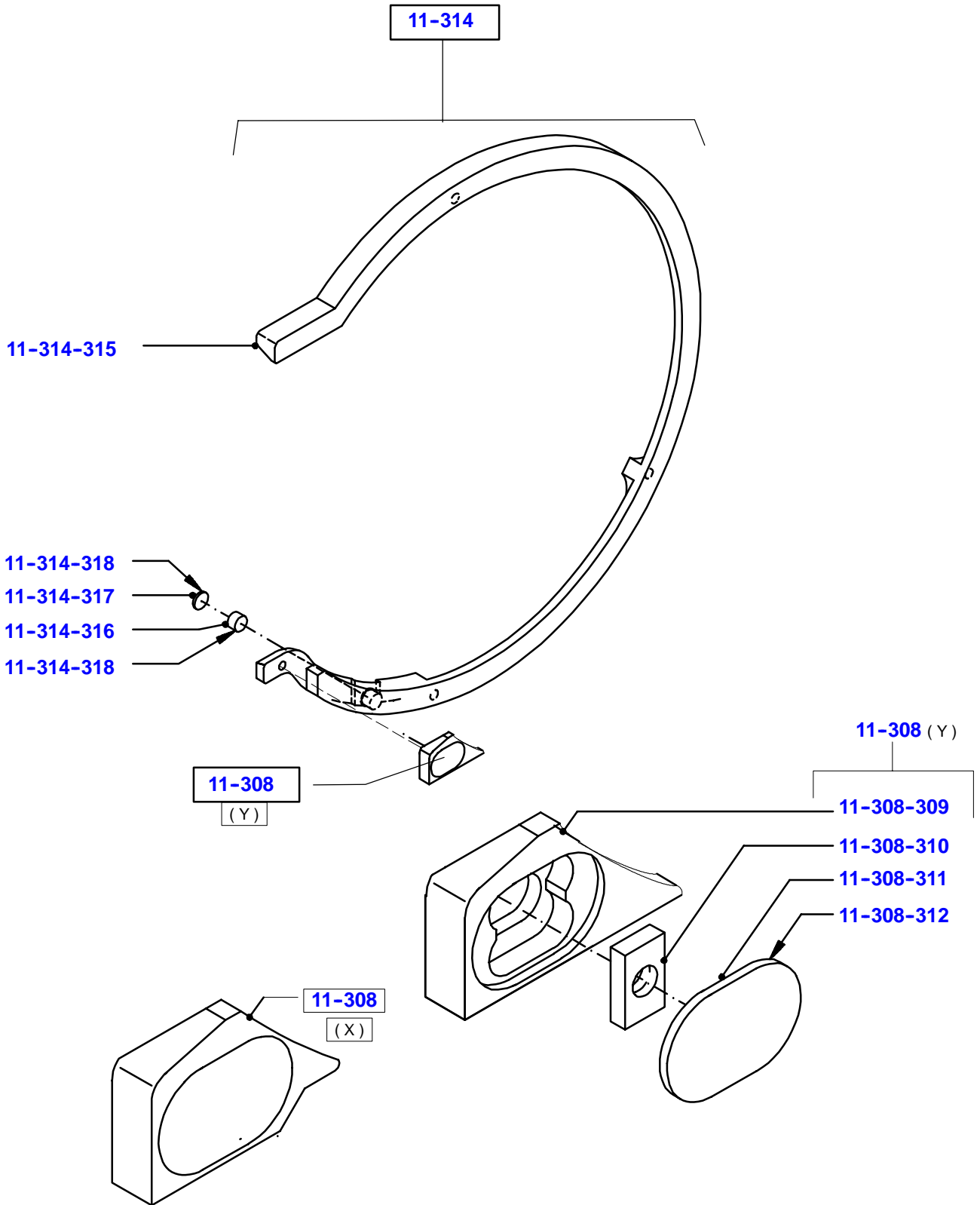
4



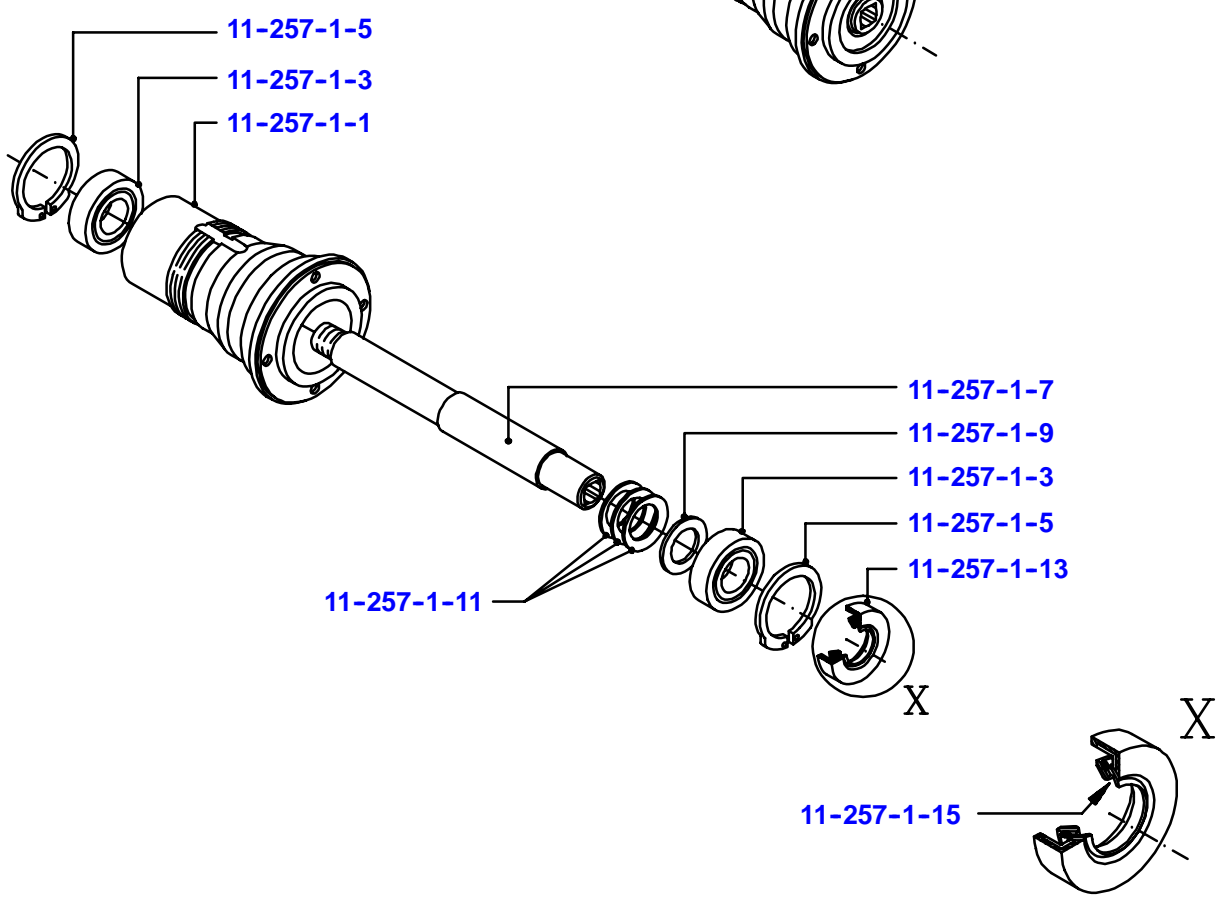
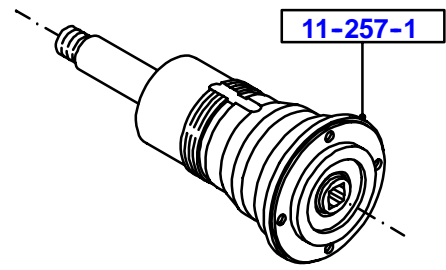
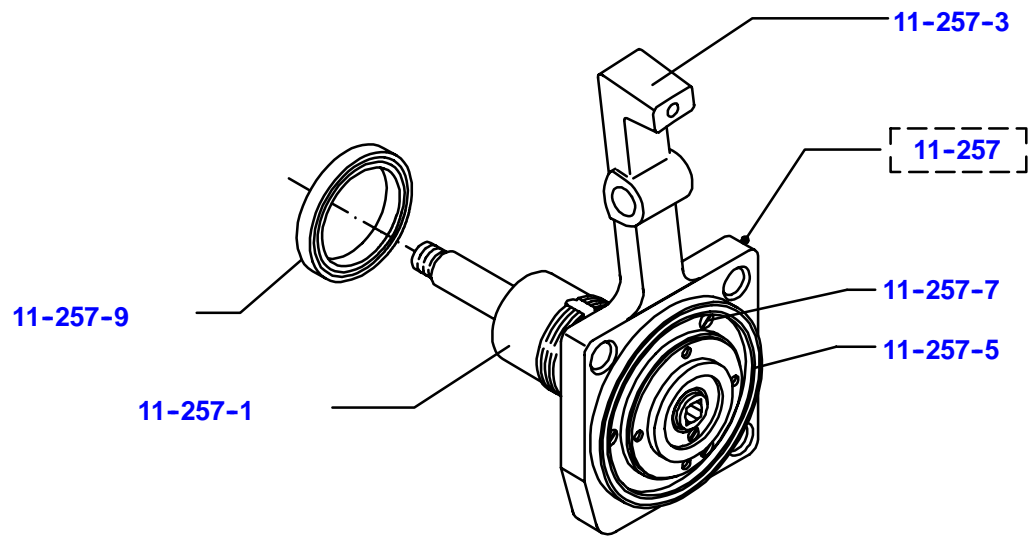




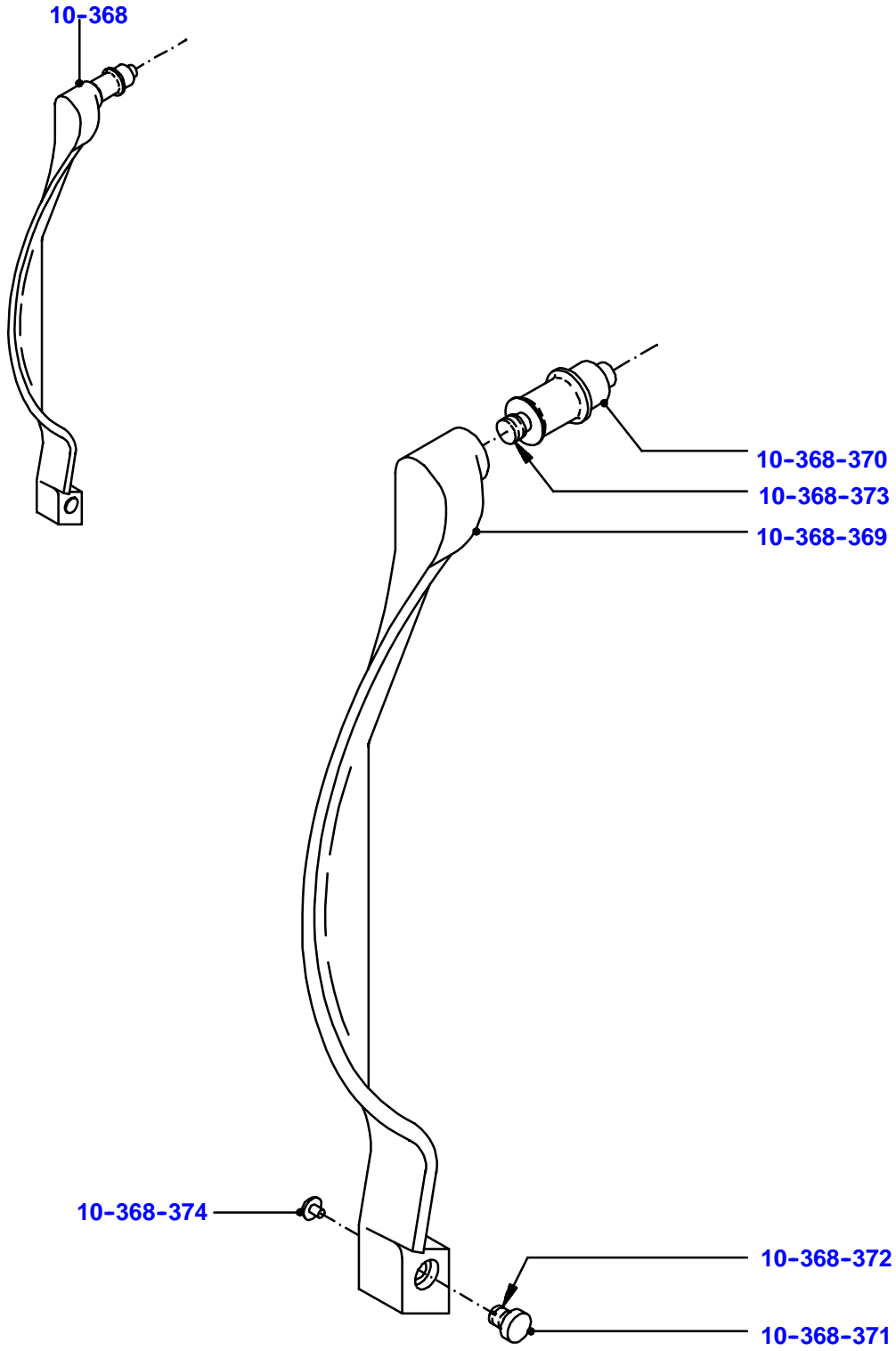




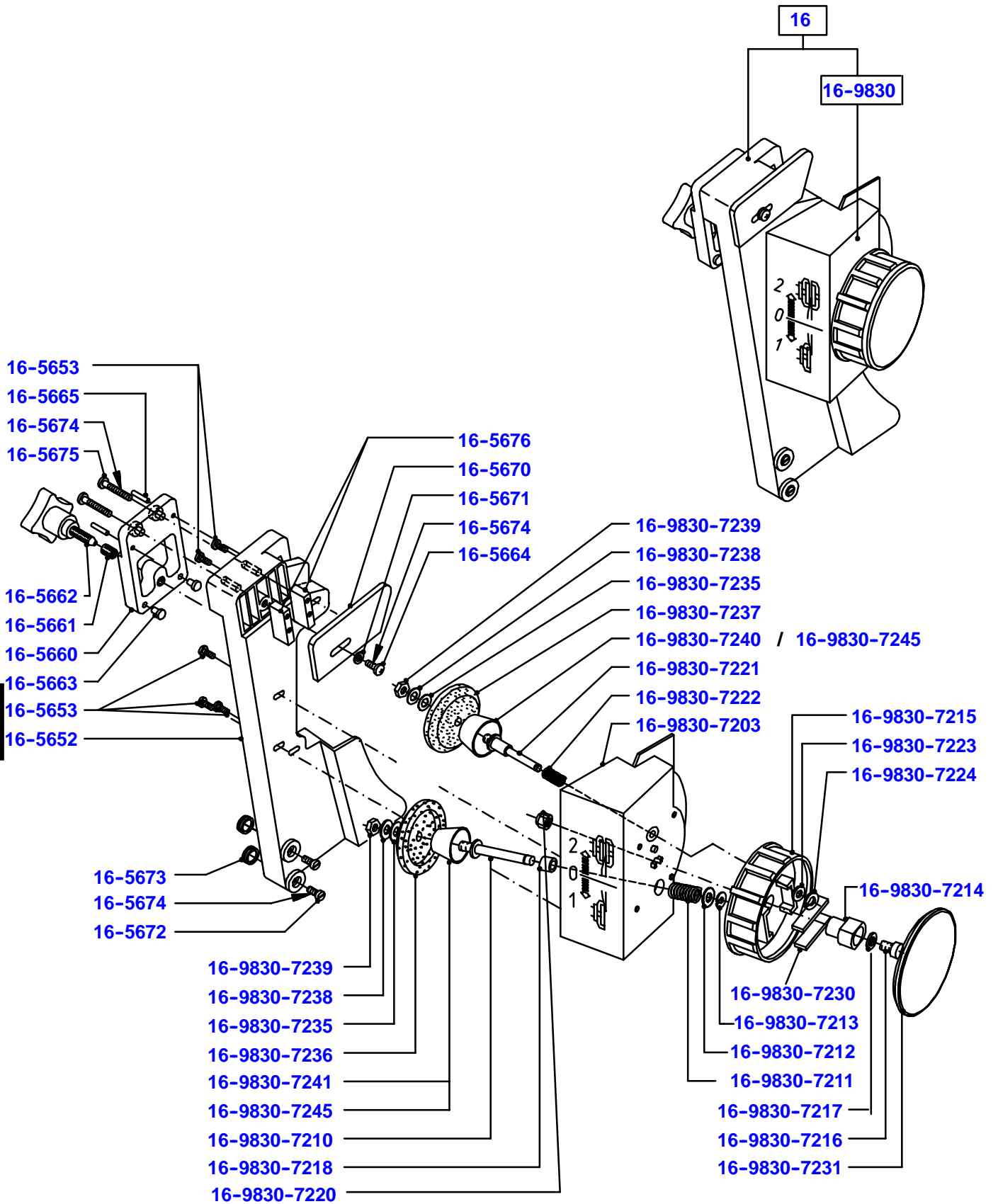
drawingpage 12	SG 8 D	Spare parts list No. 036.98.3.1005	Device series (code No.) 90.091
-------------------	---------------	---------------------------------------	------------------------------------

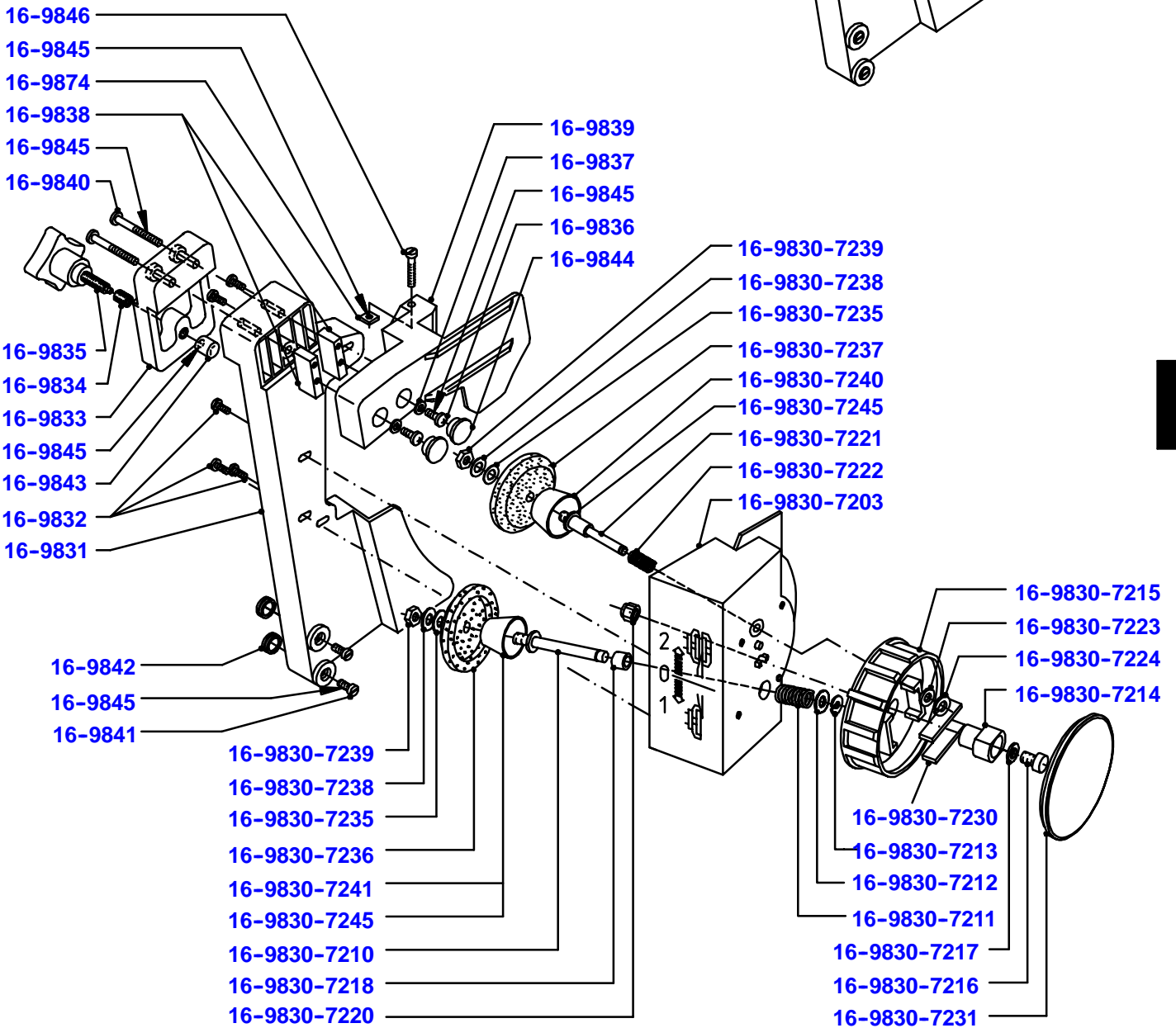
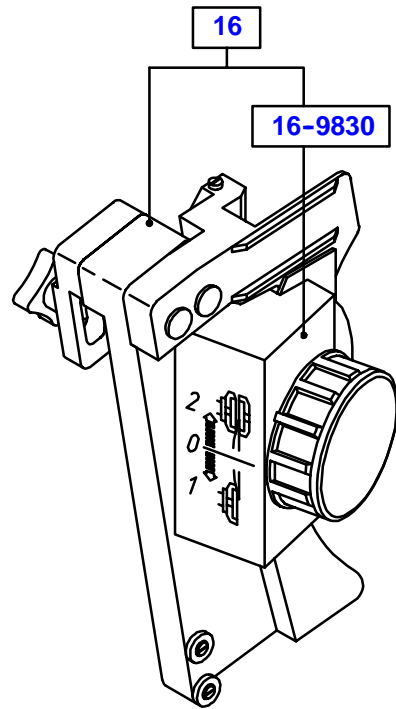


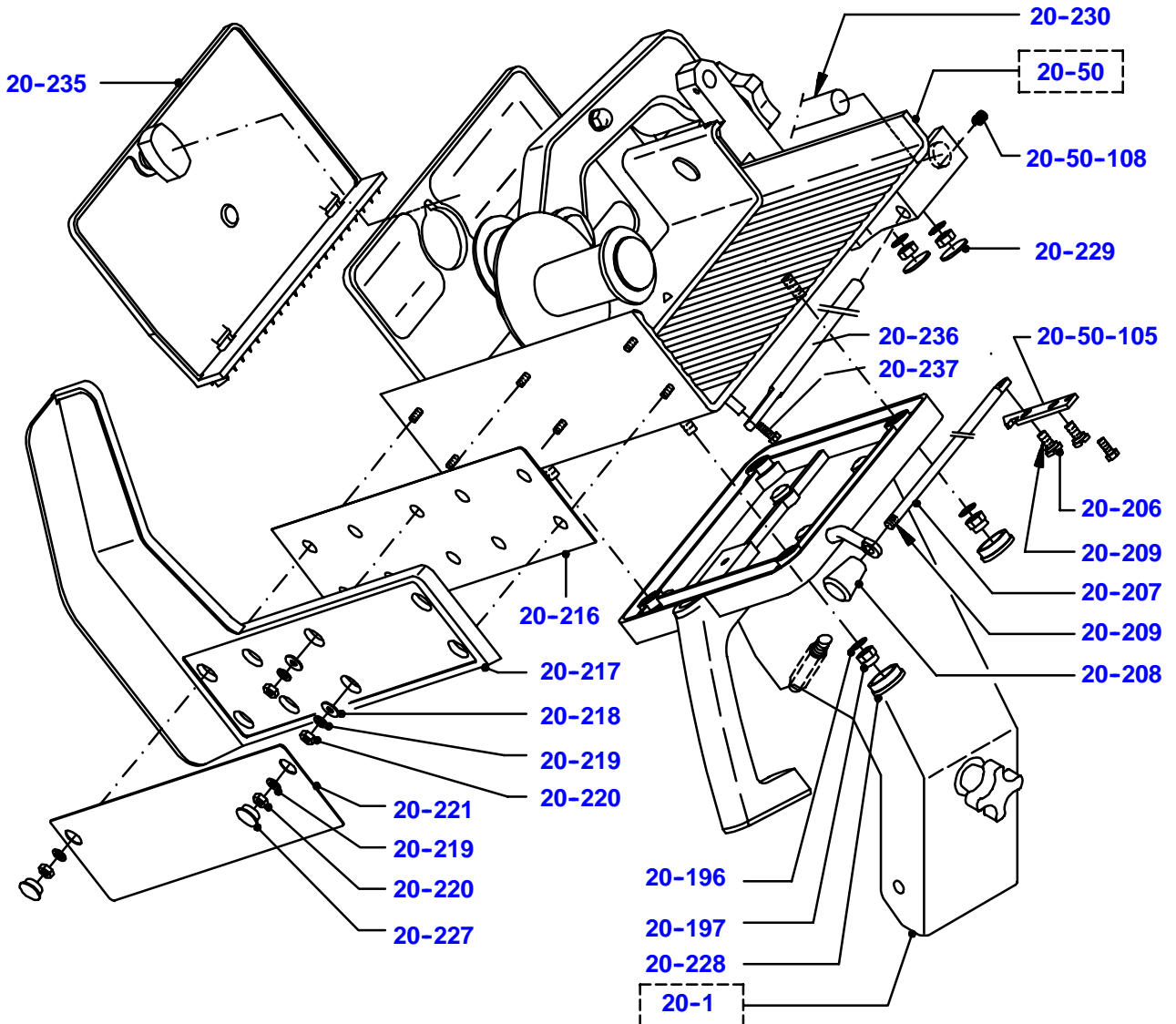
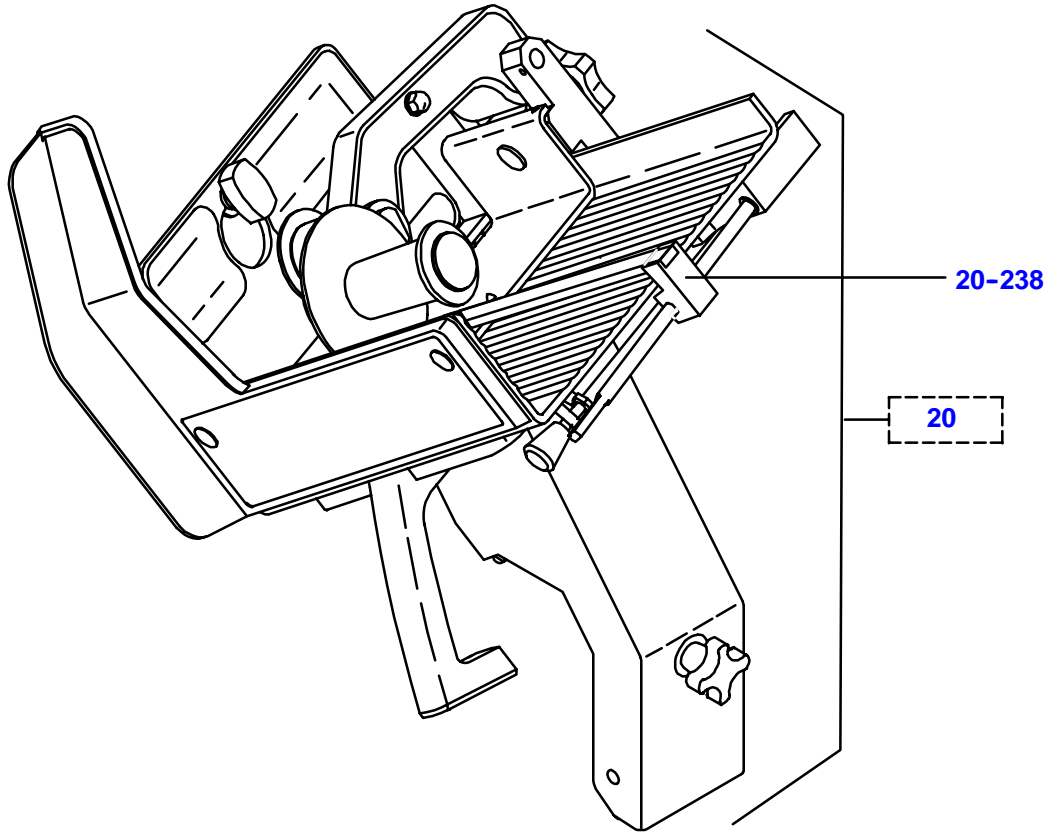
4

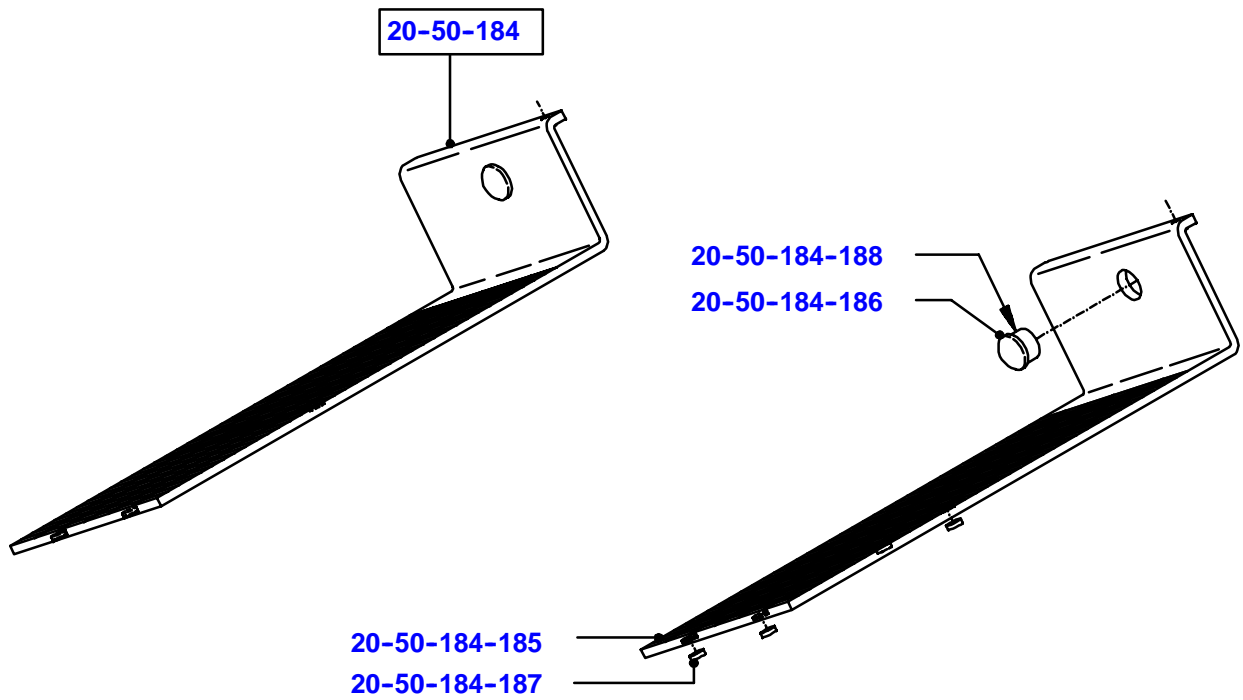
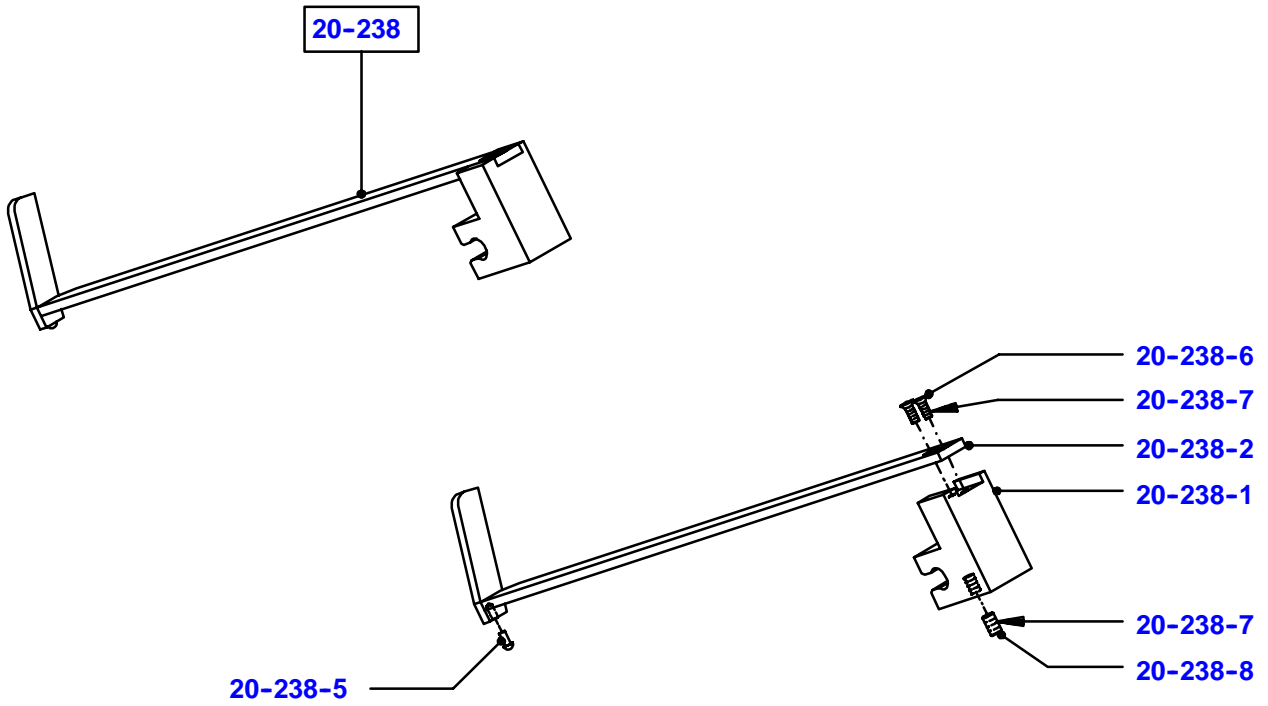


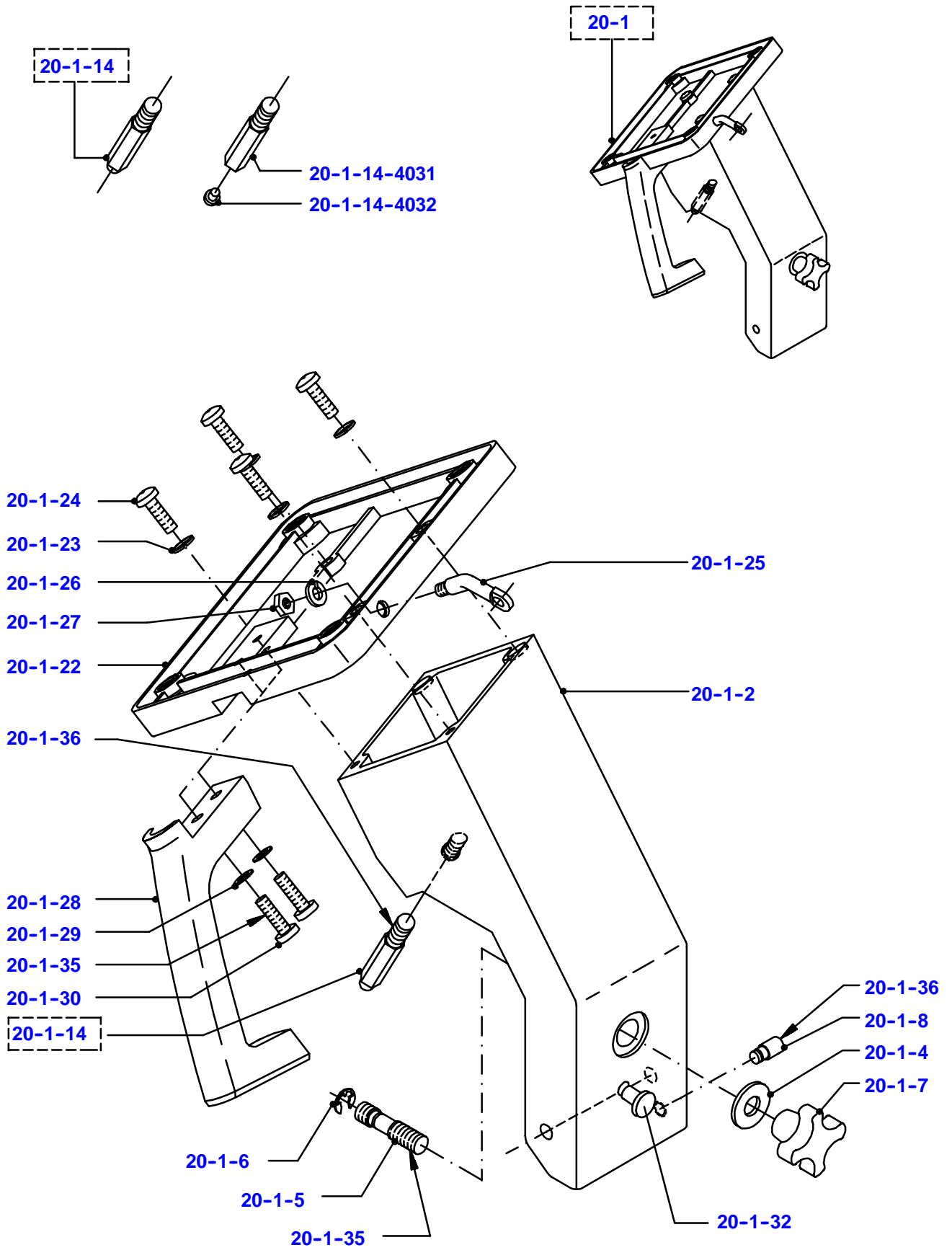
4

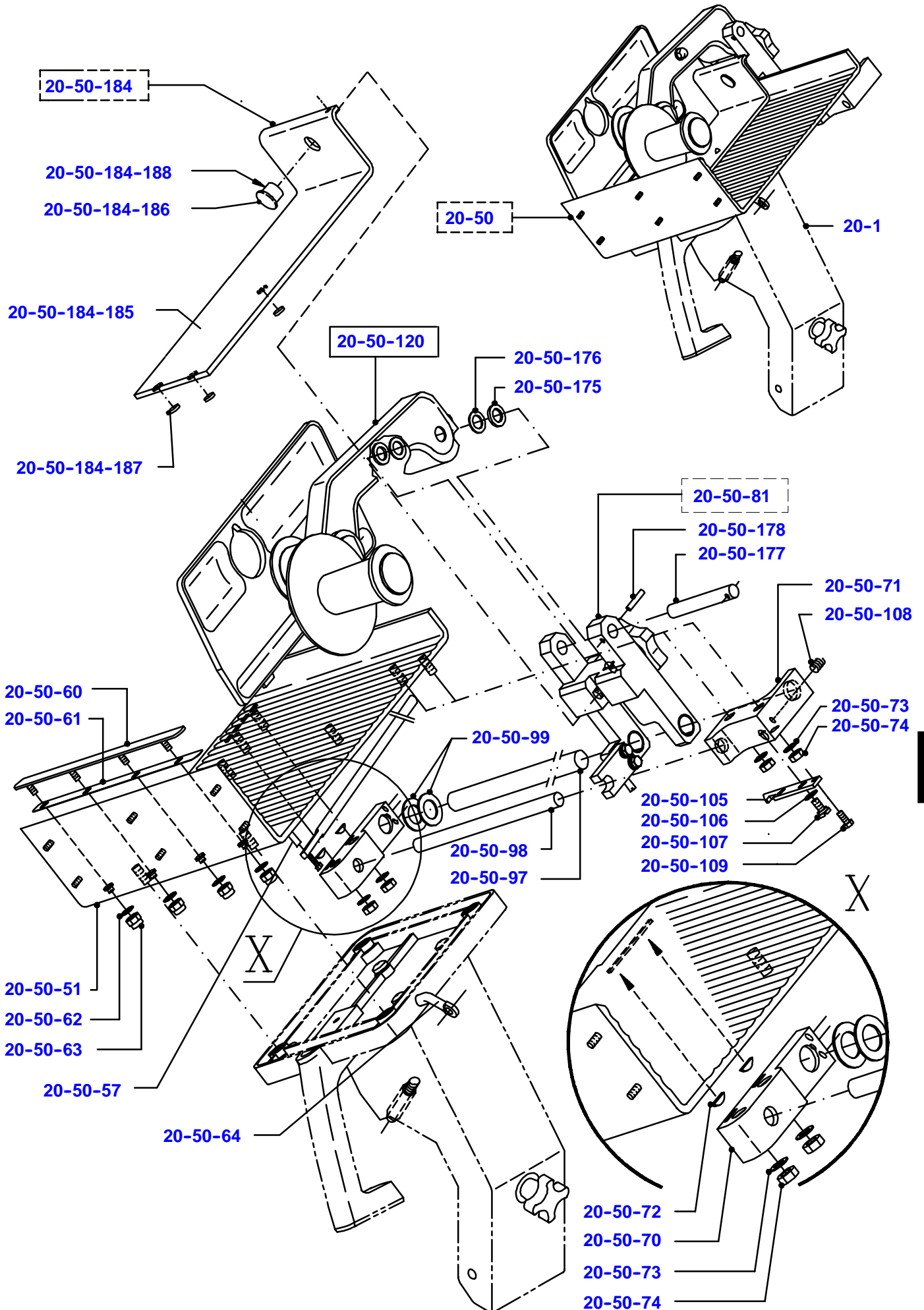


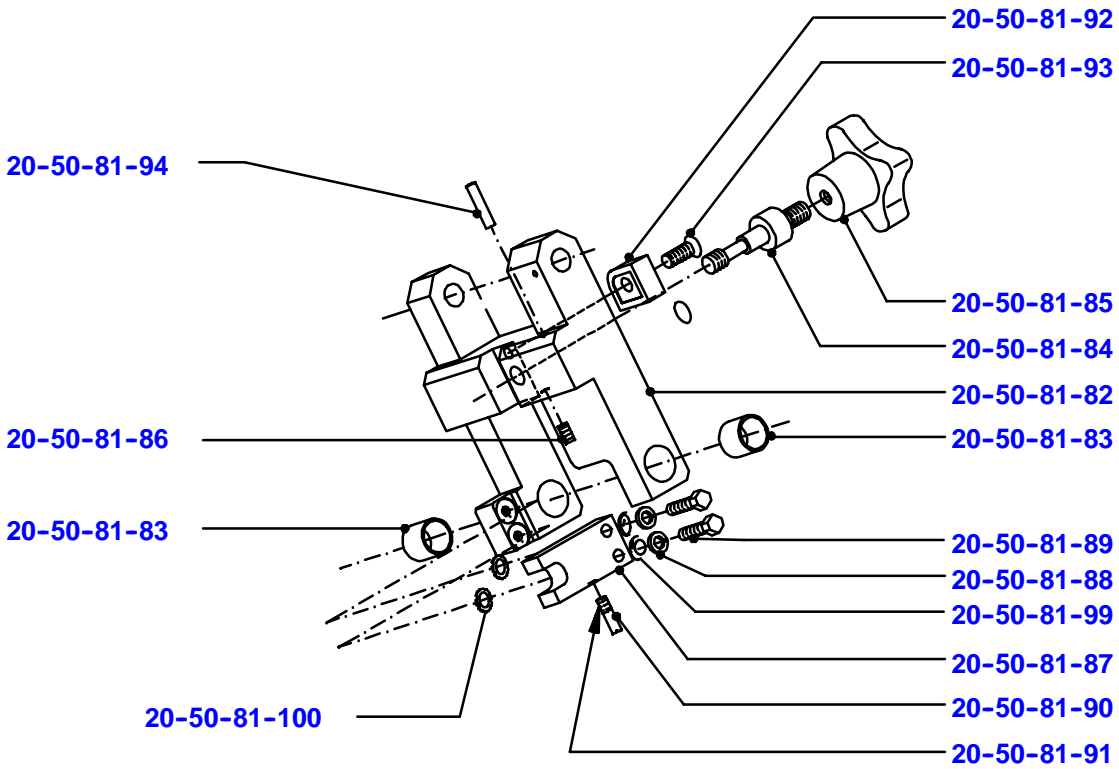
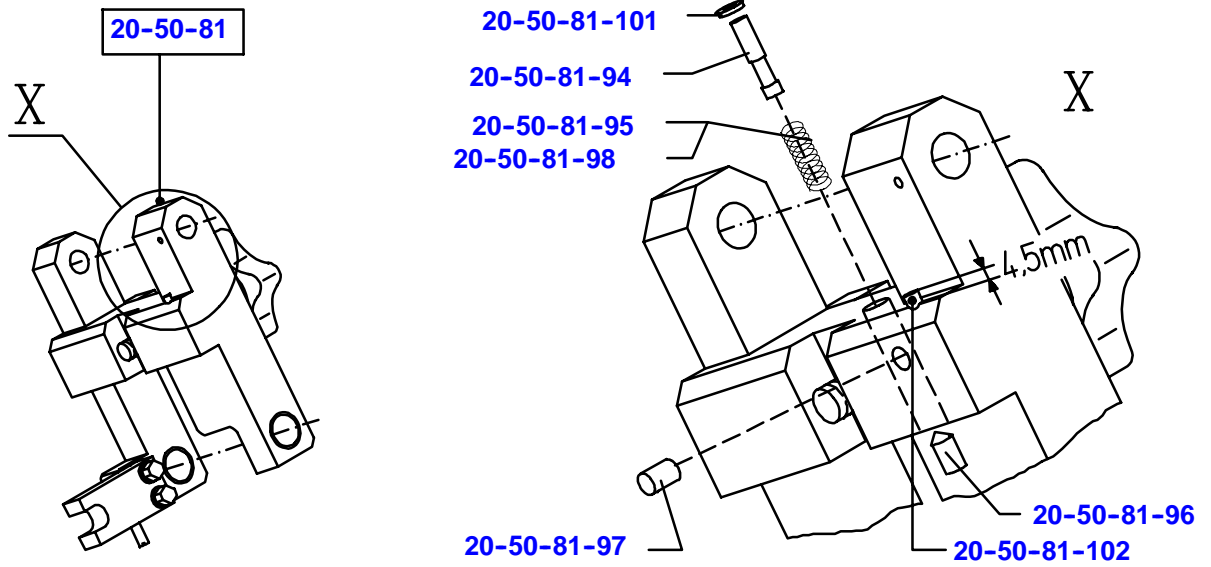


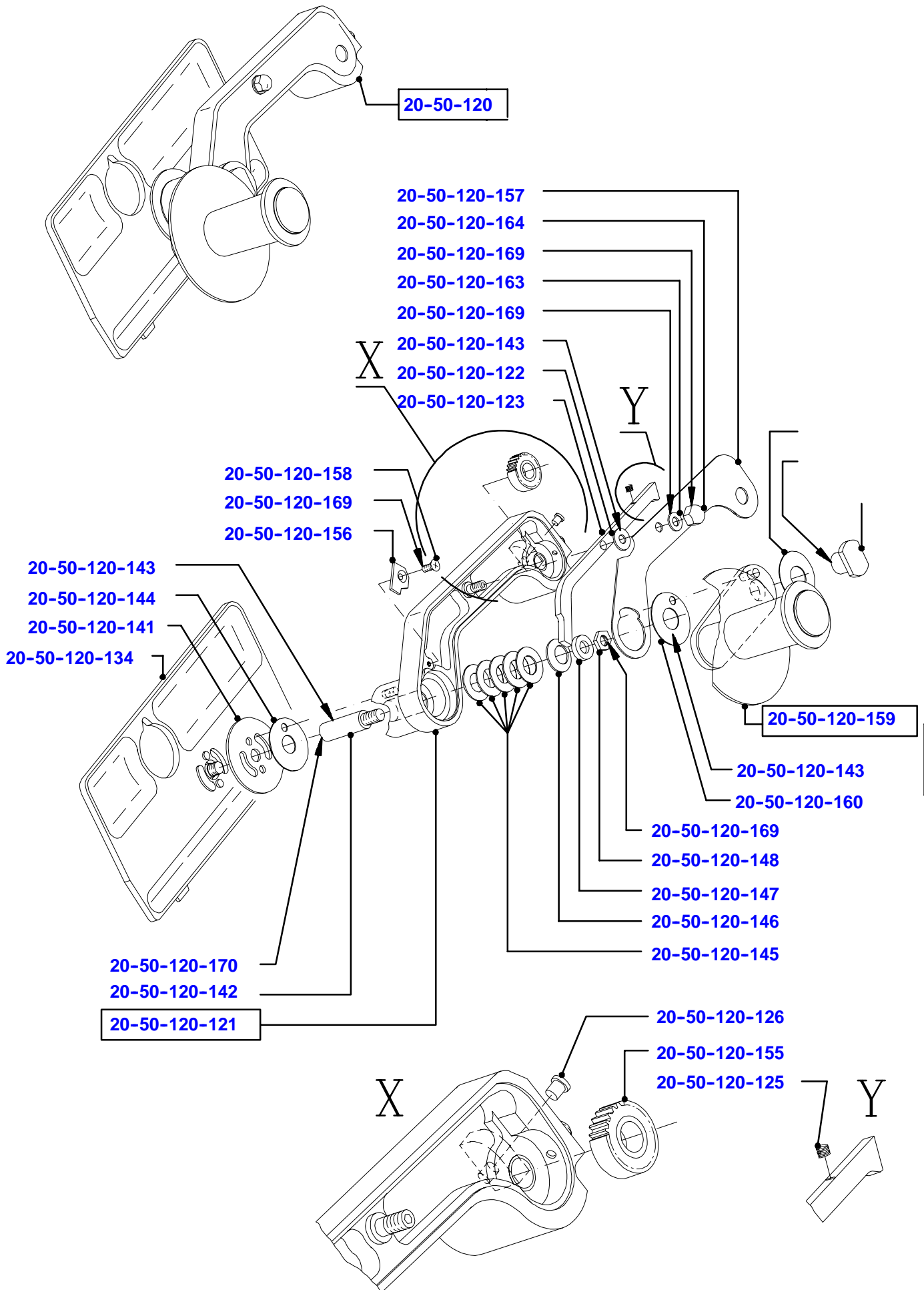


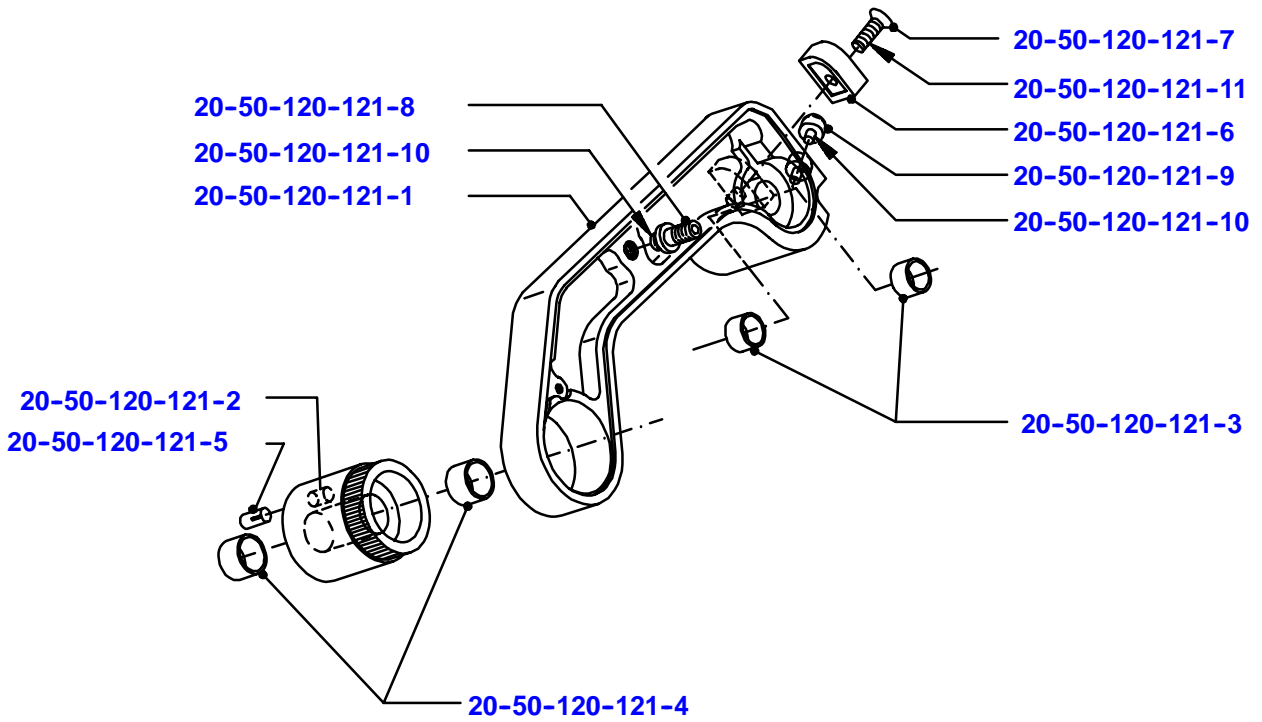
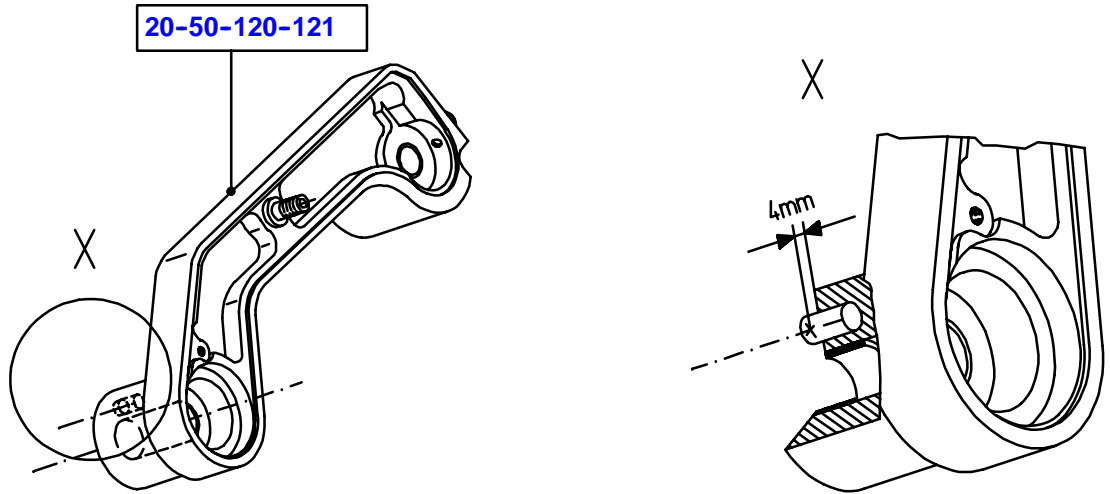




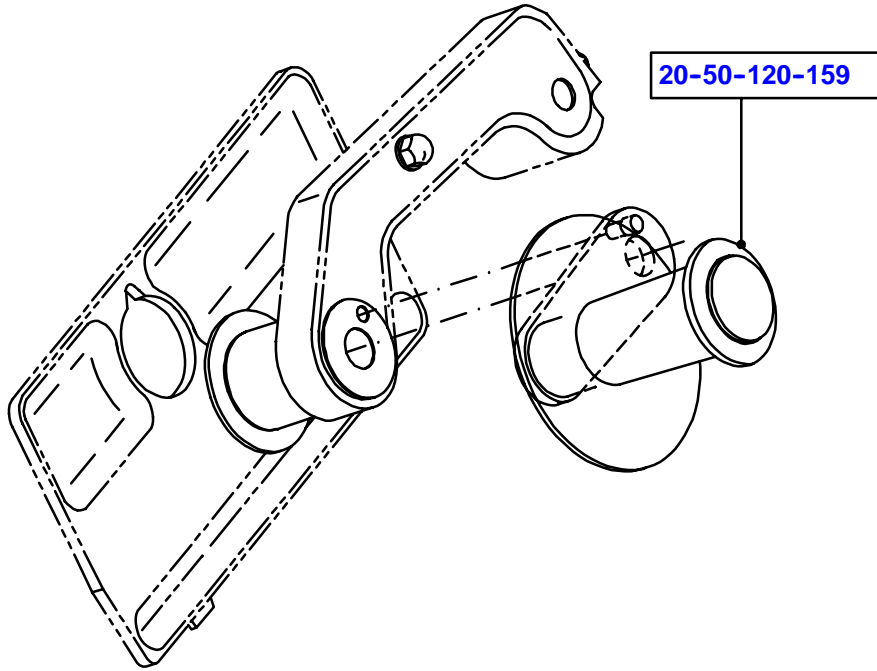






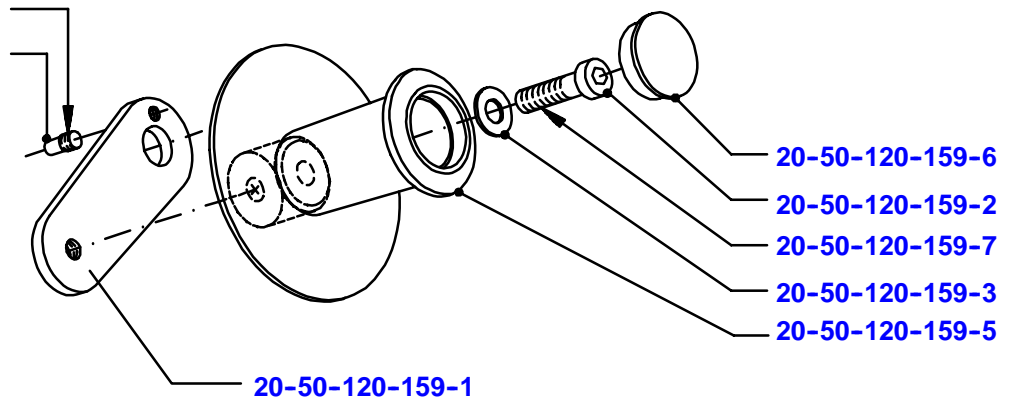


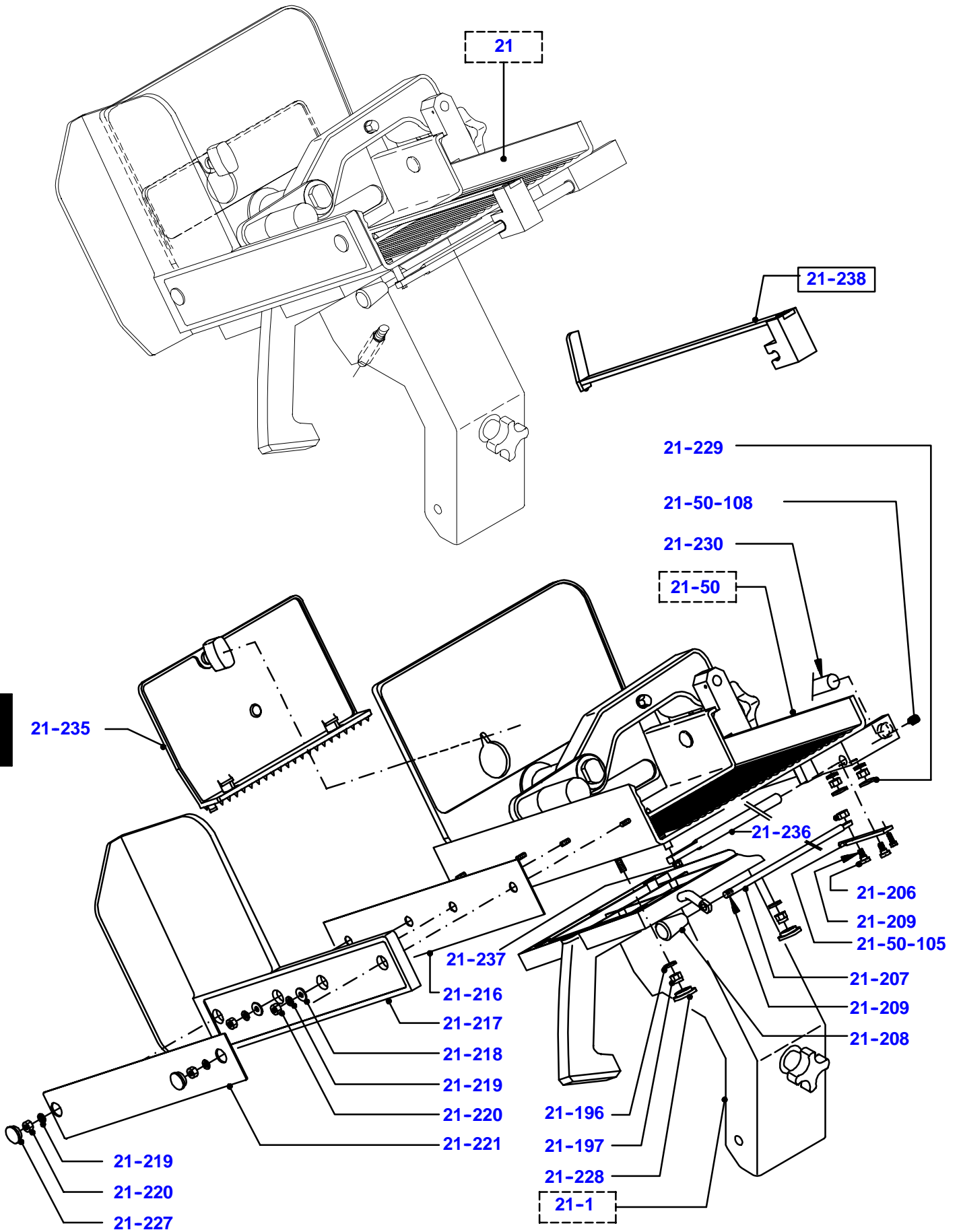
4

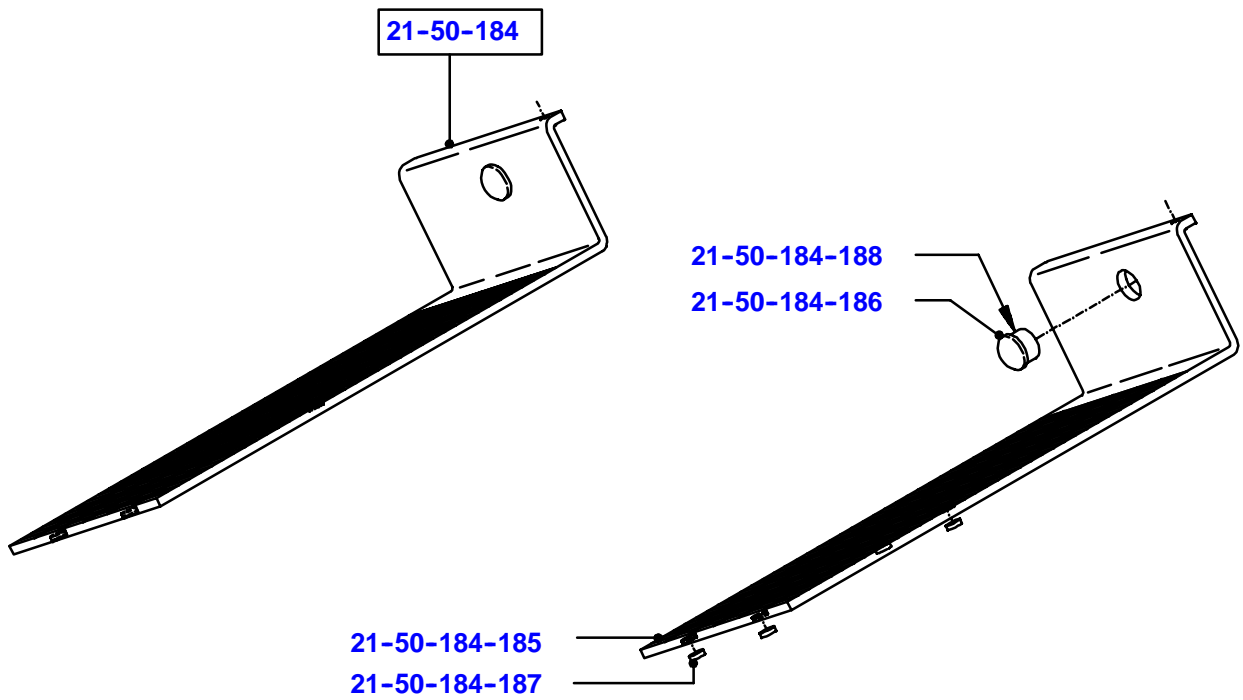
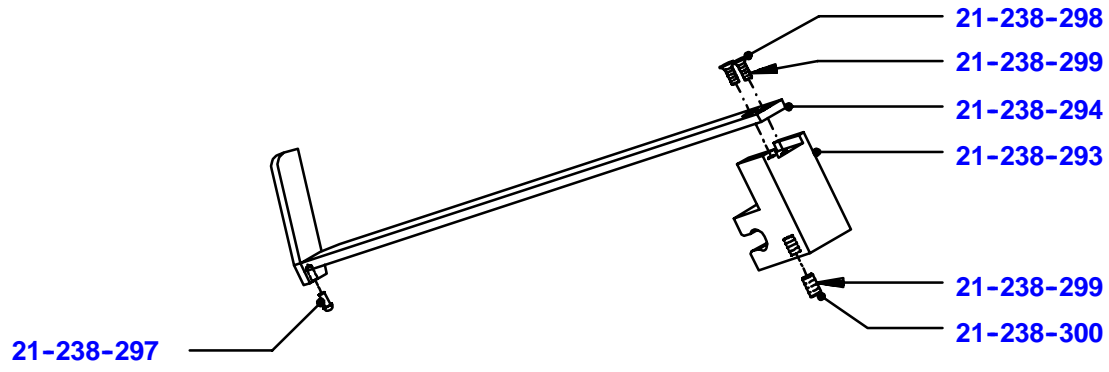


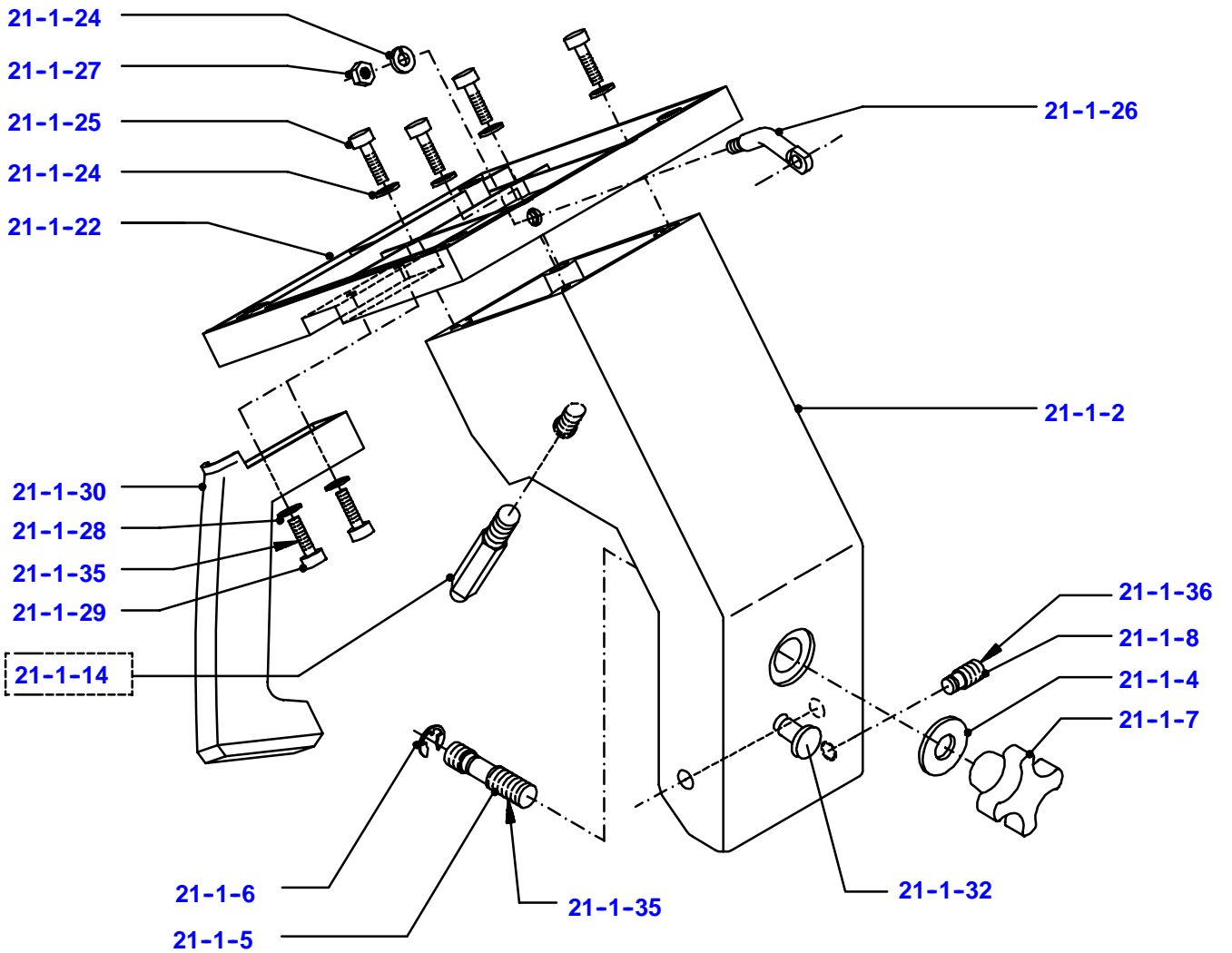
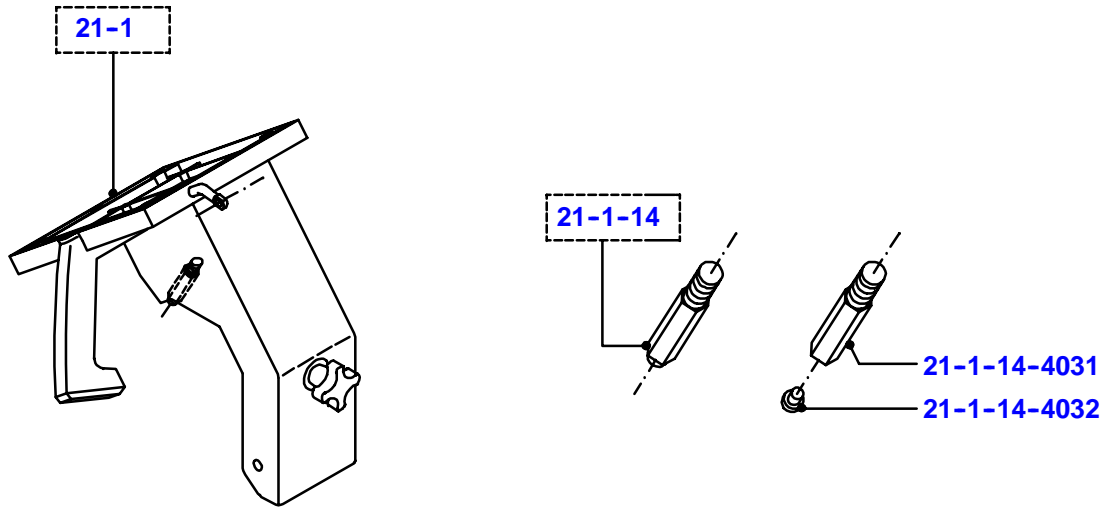
20-50-120-159-7

20-50-120-159-4

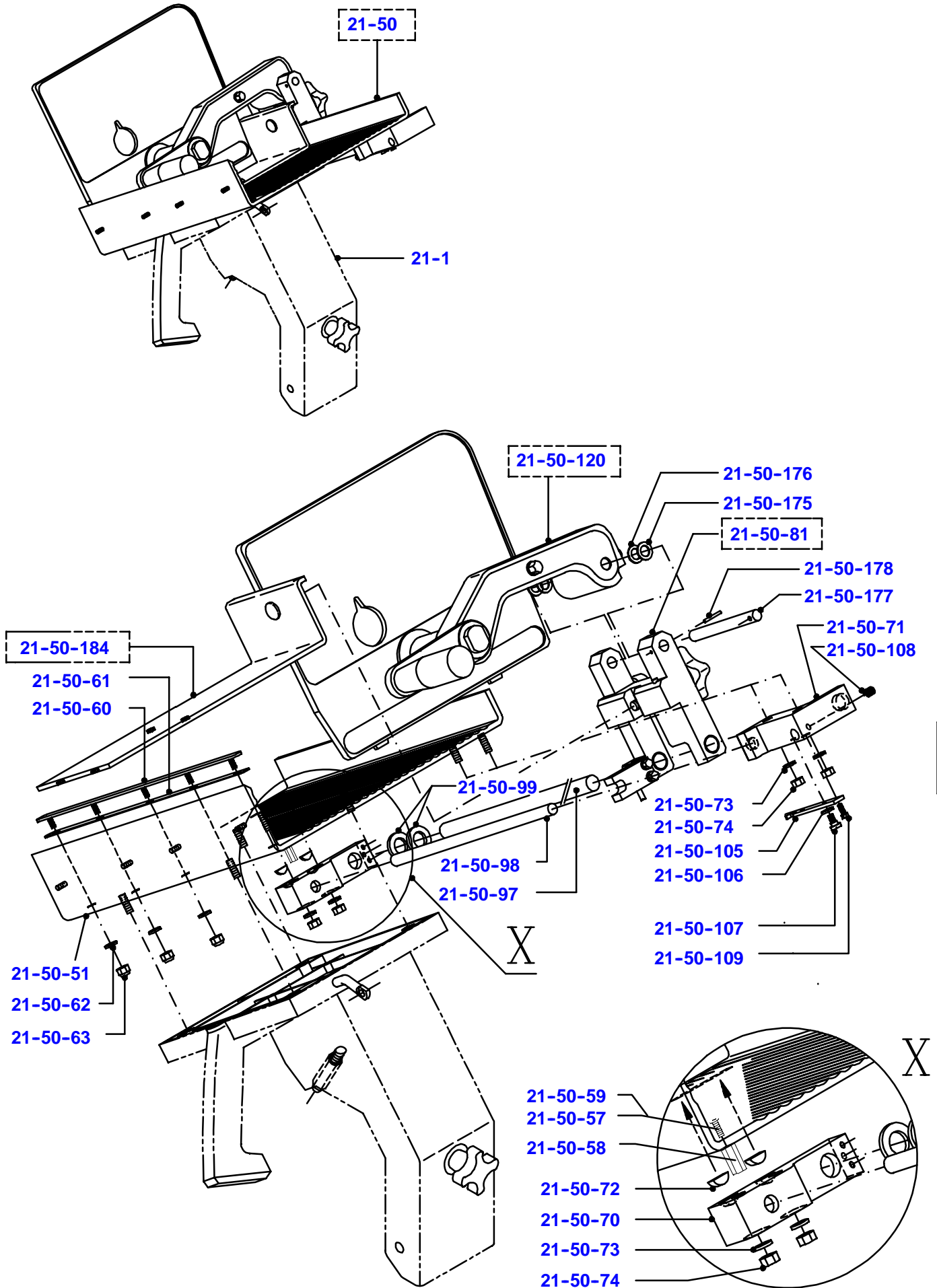


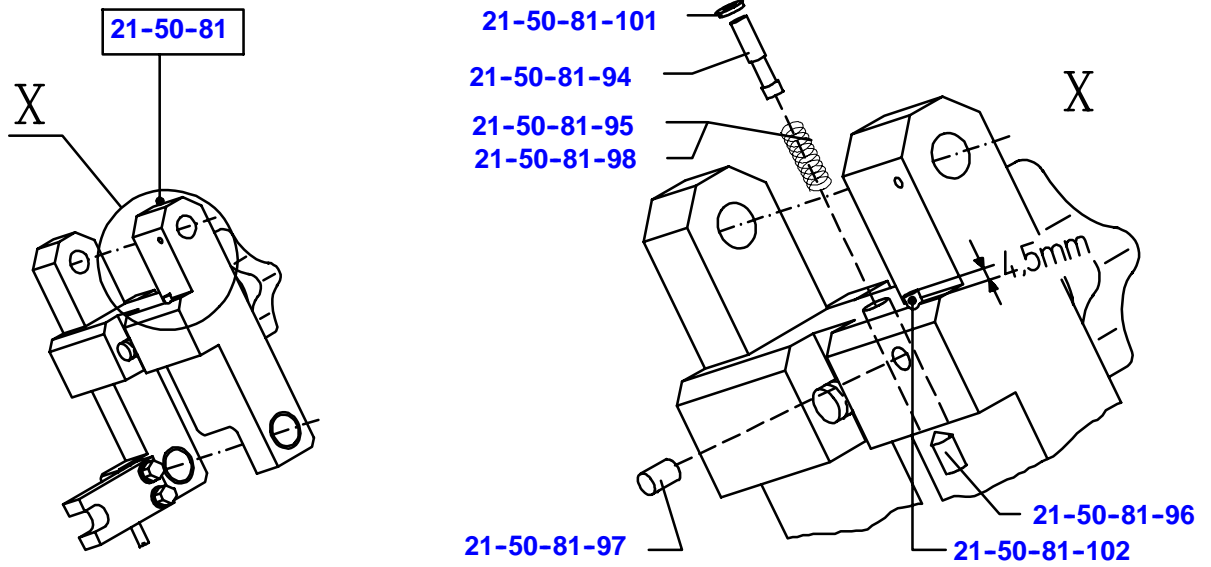




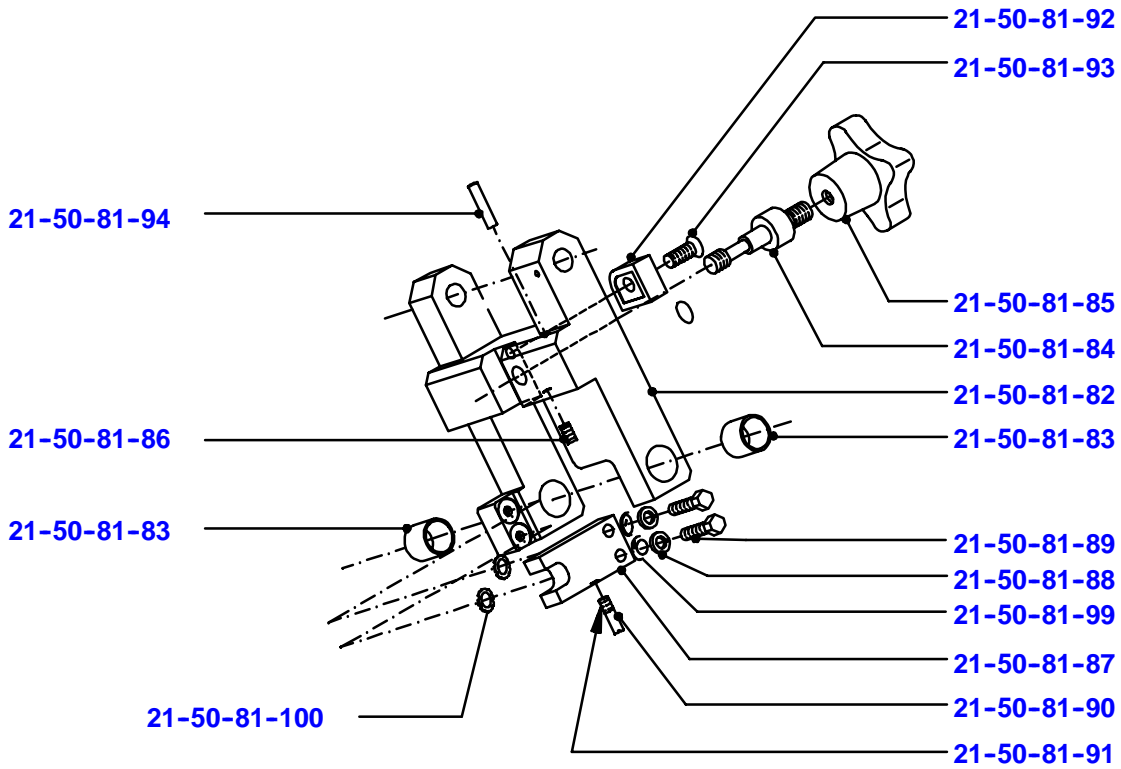


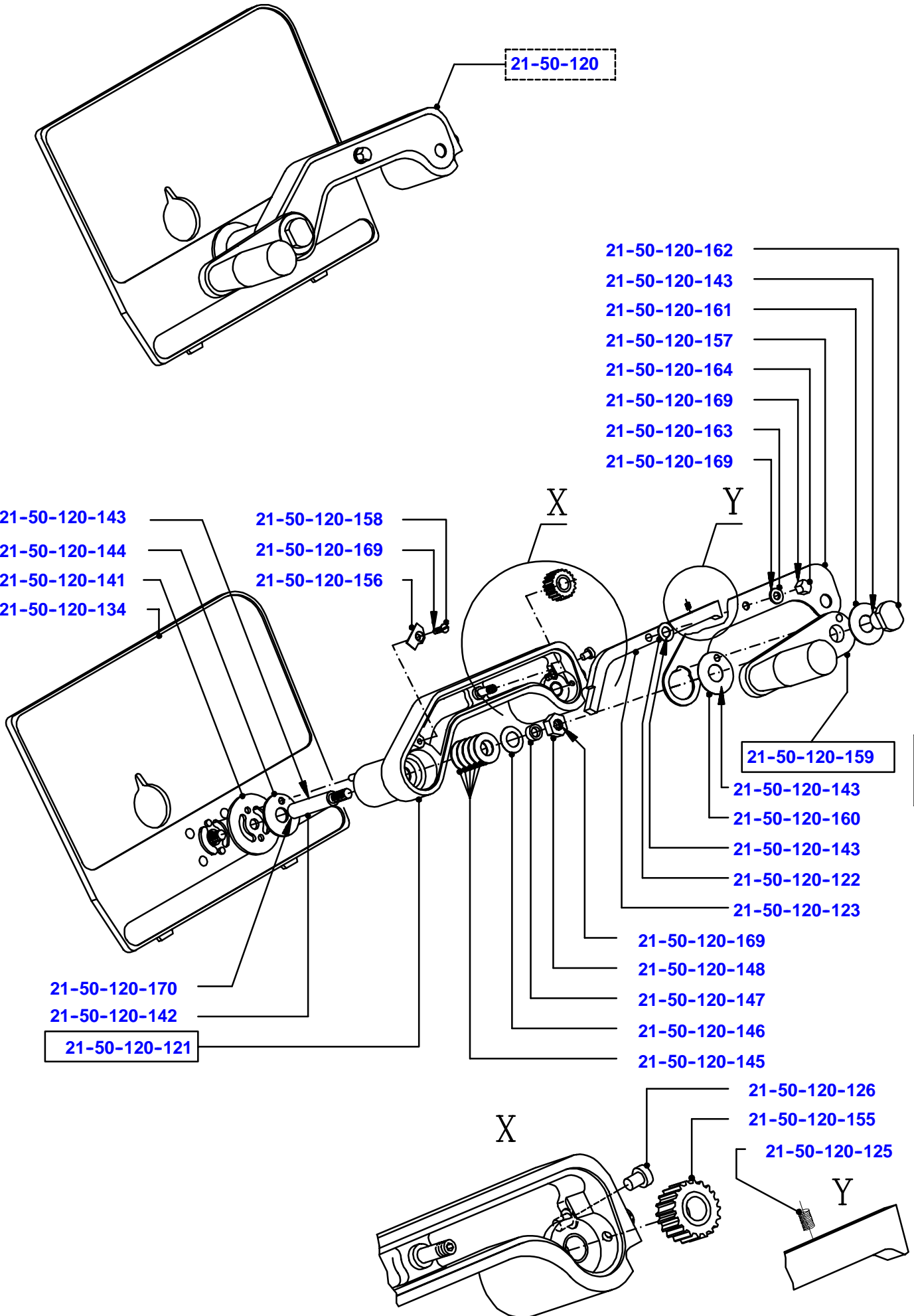
4

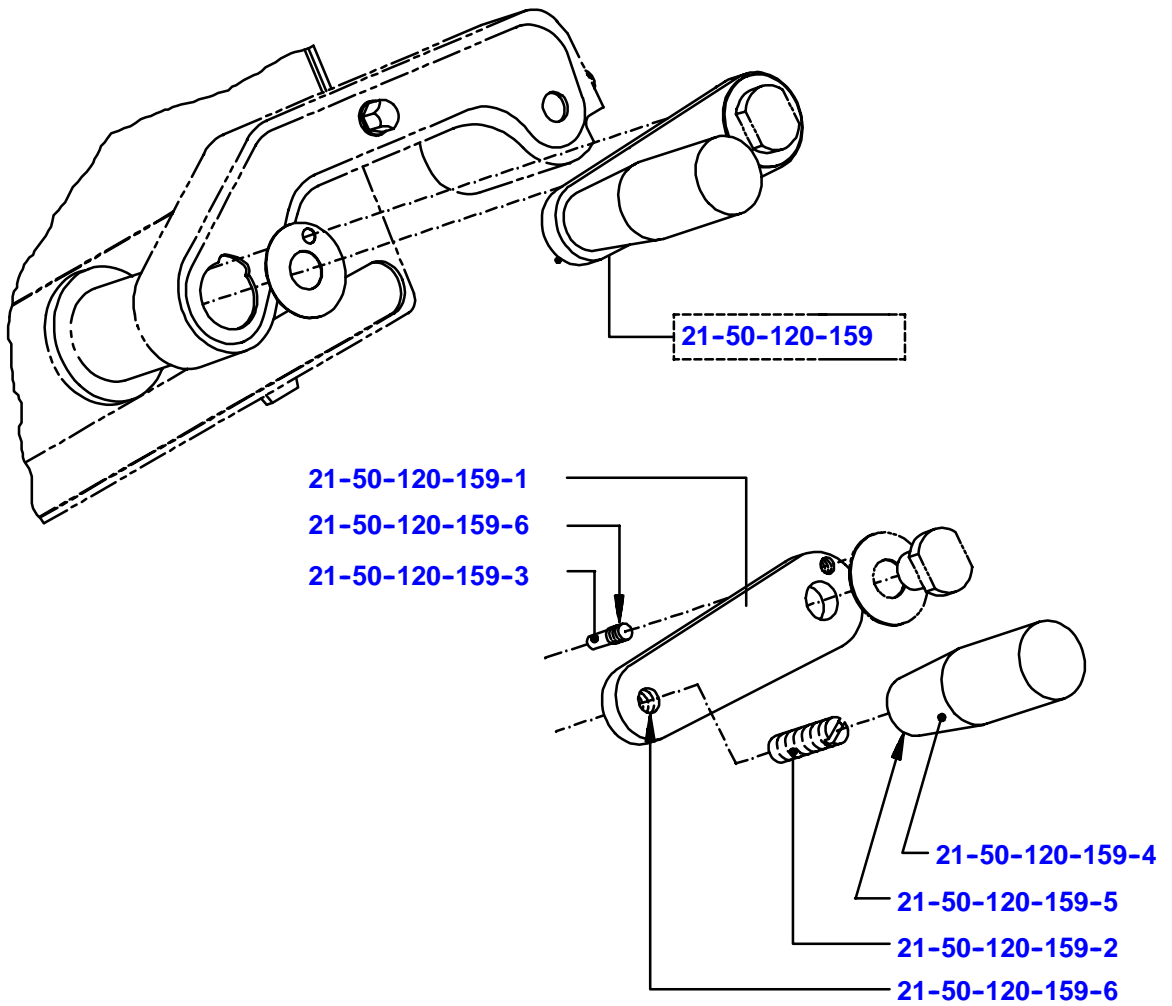
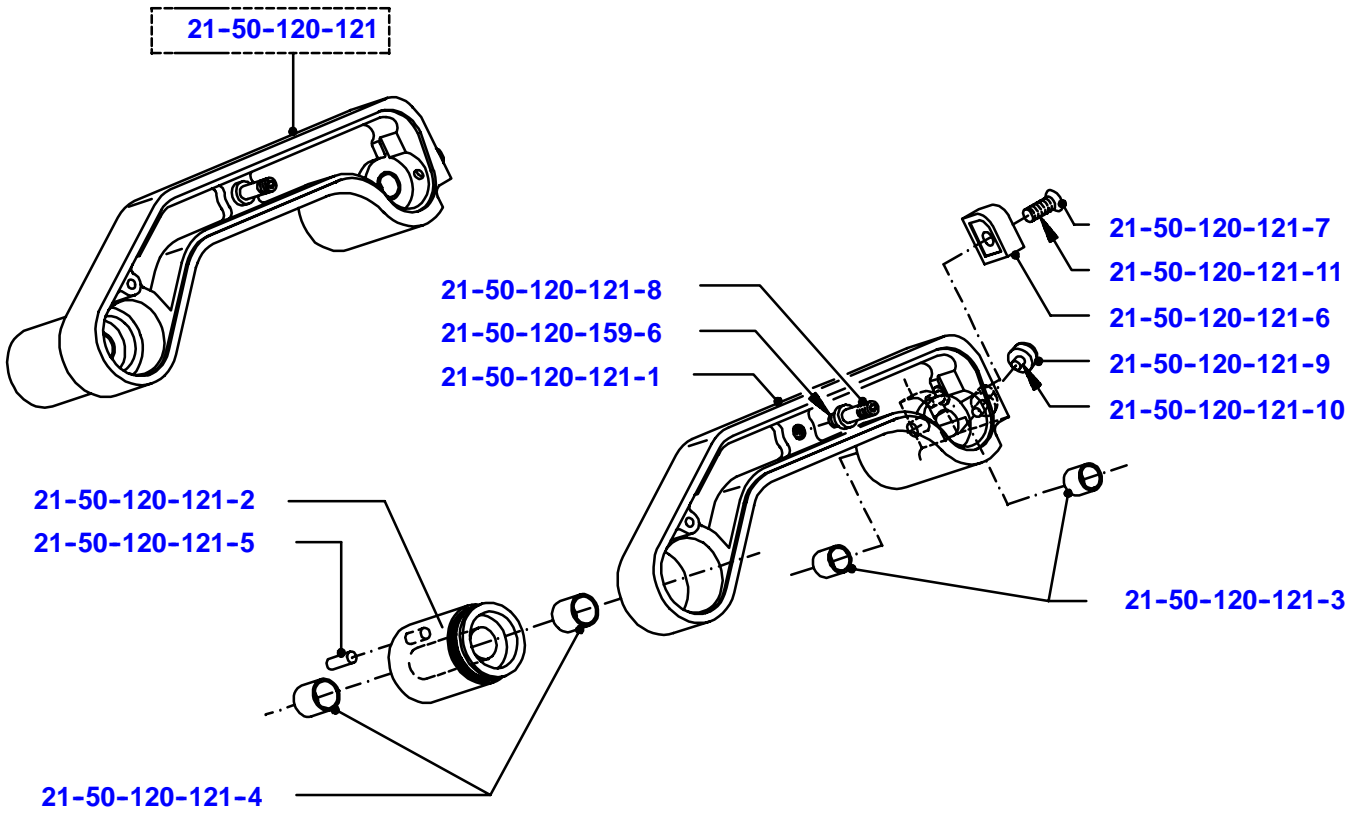


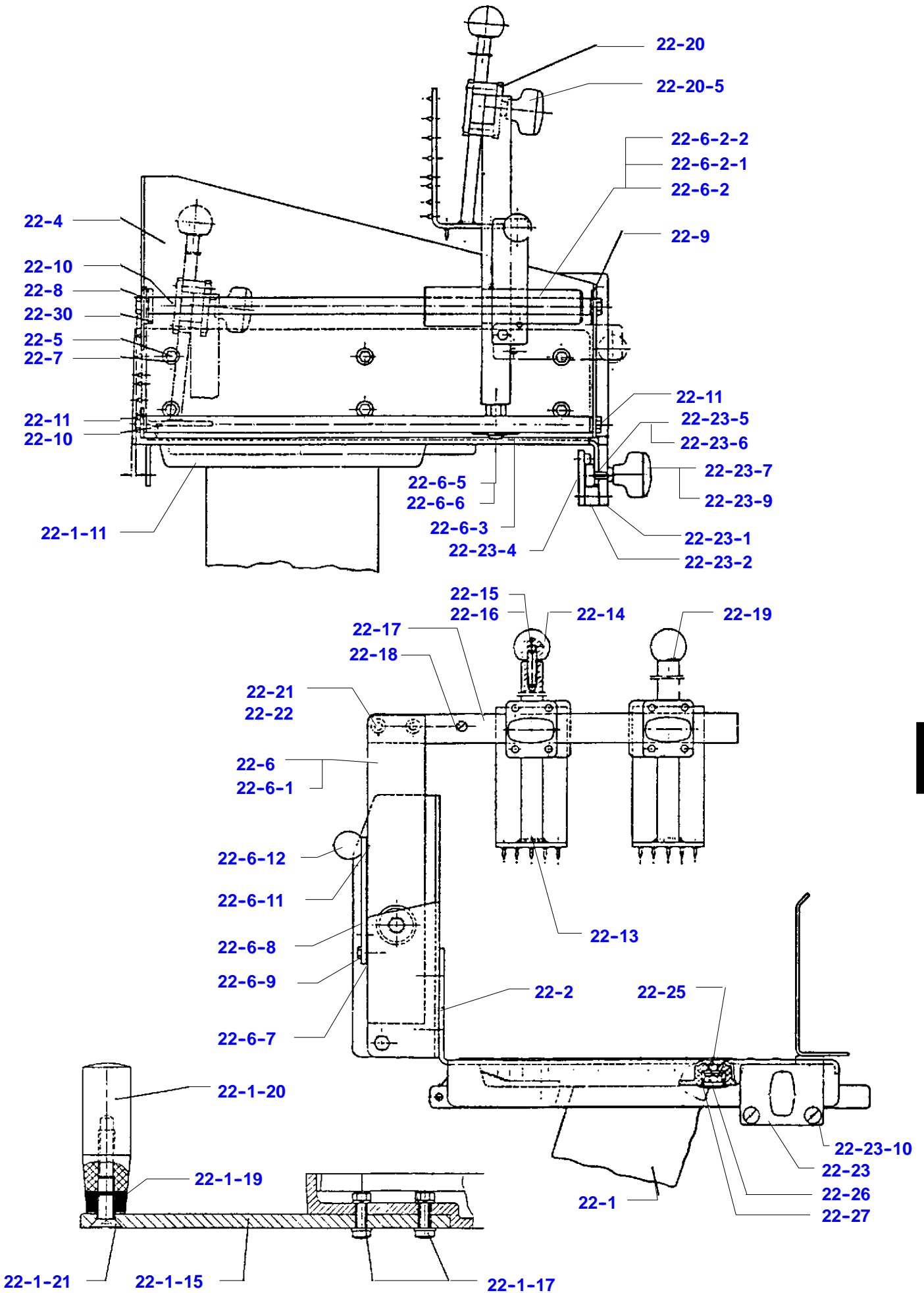


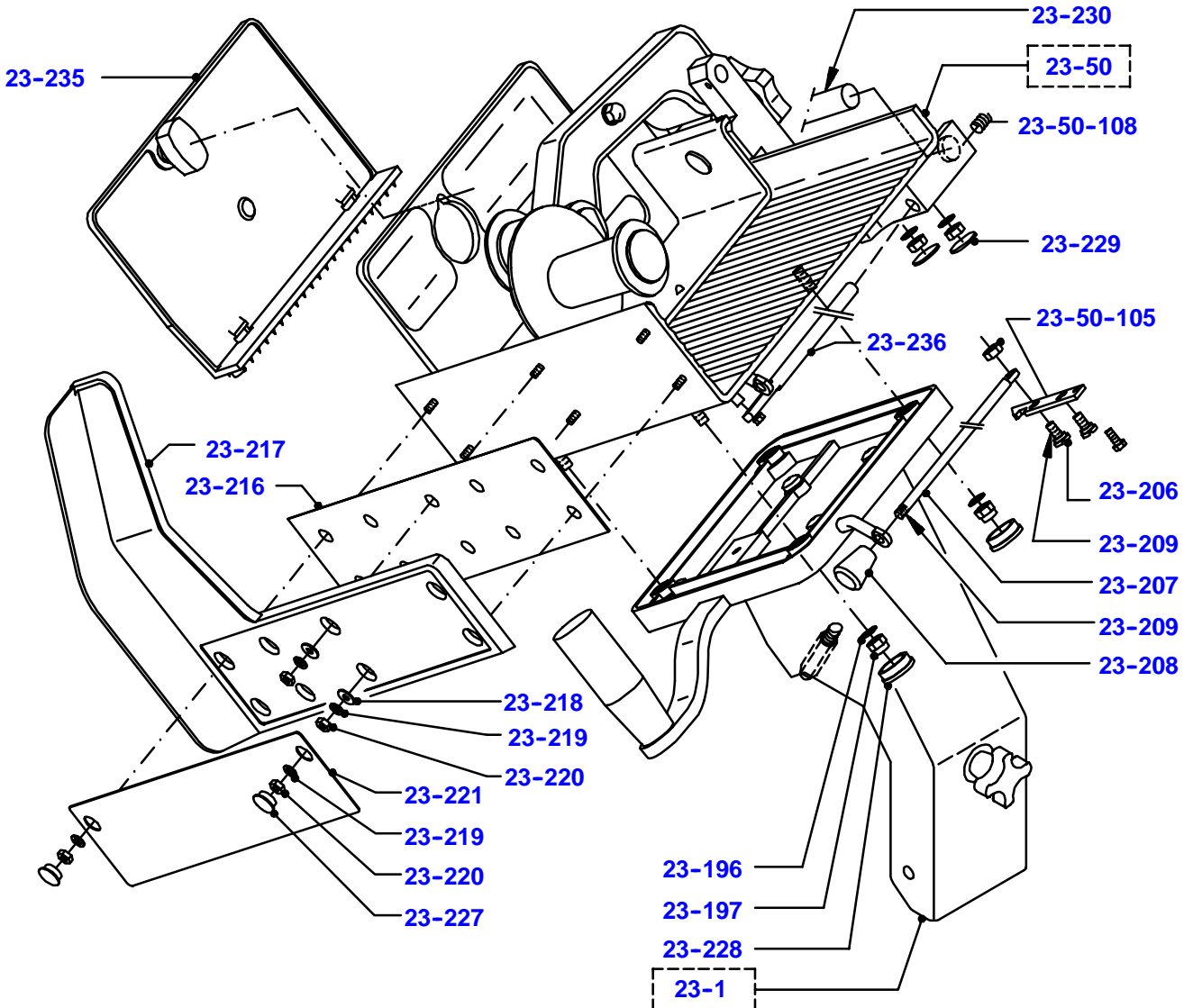
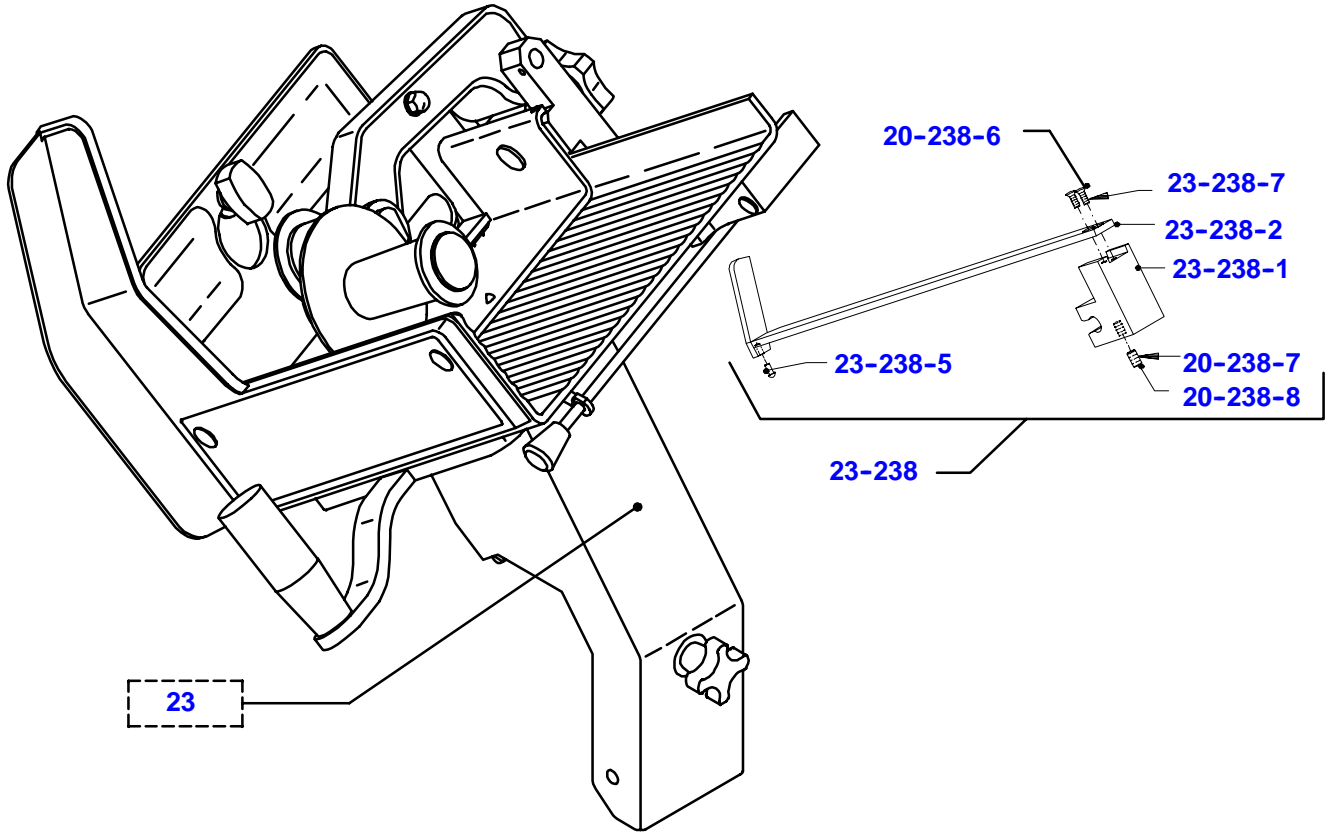
4



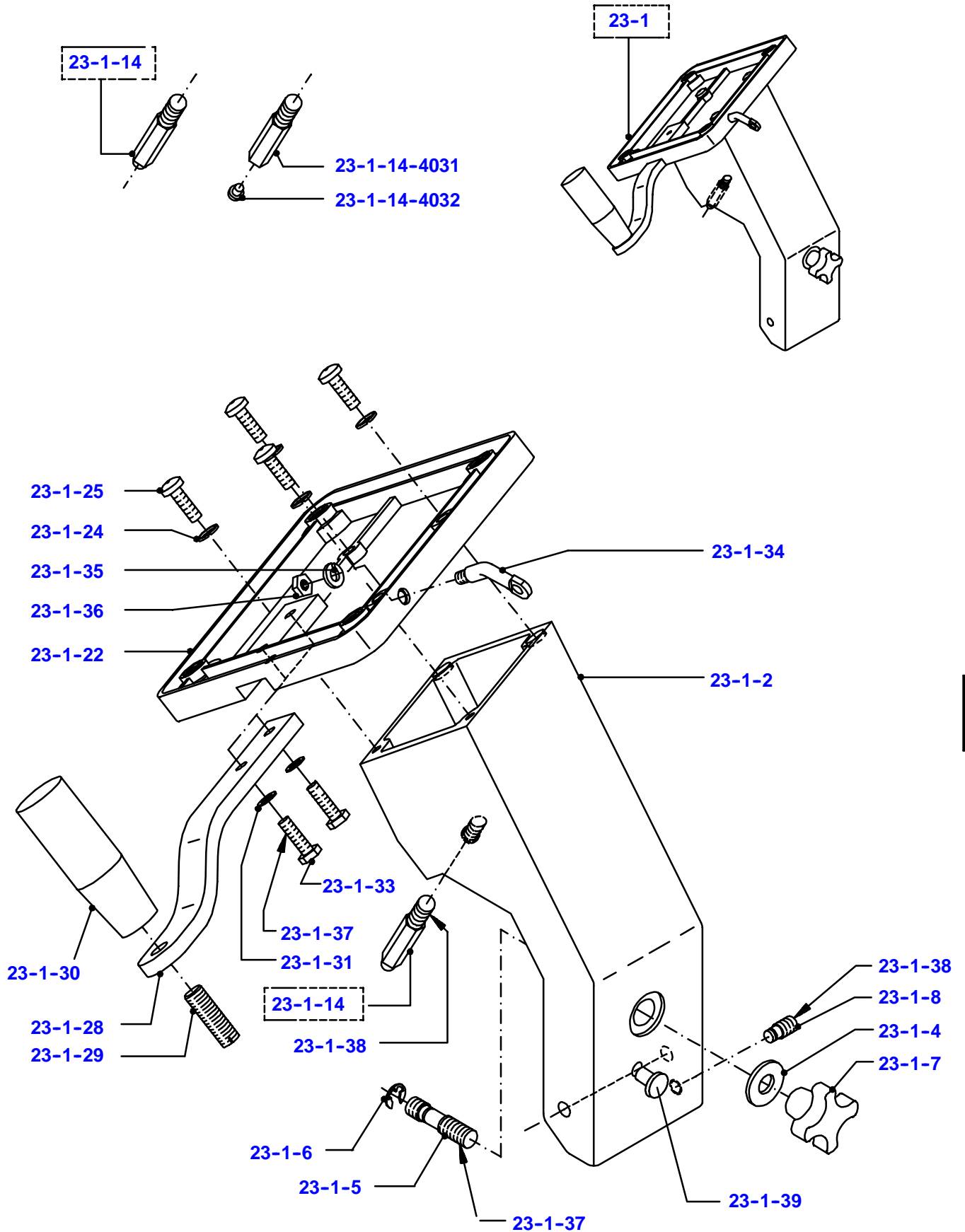


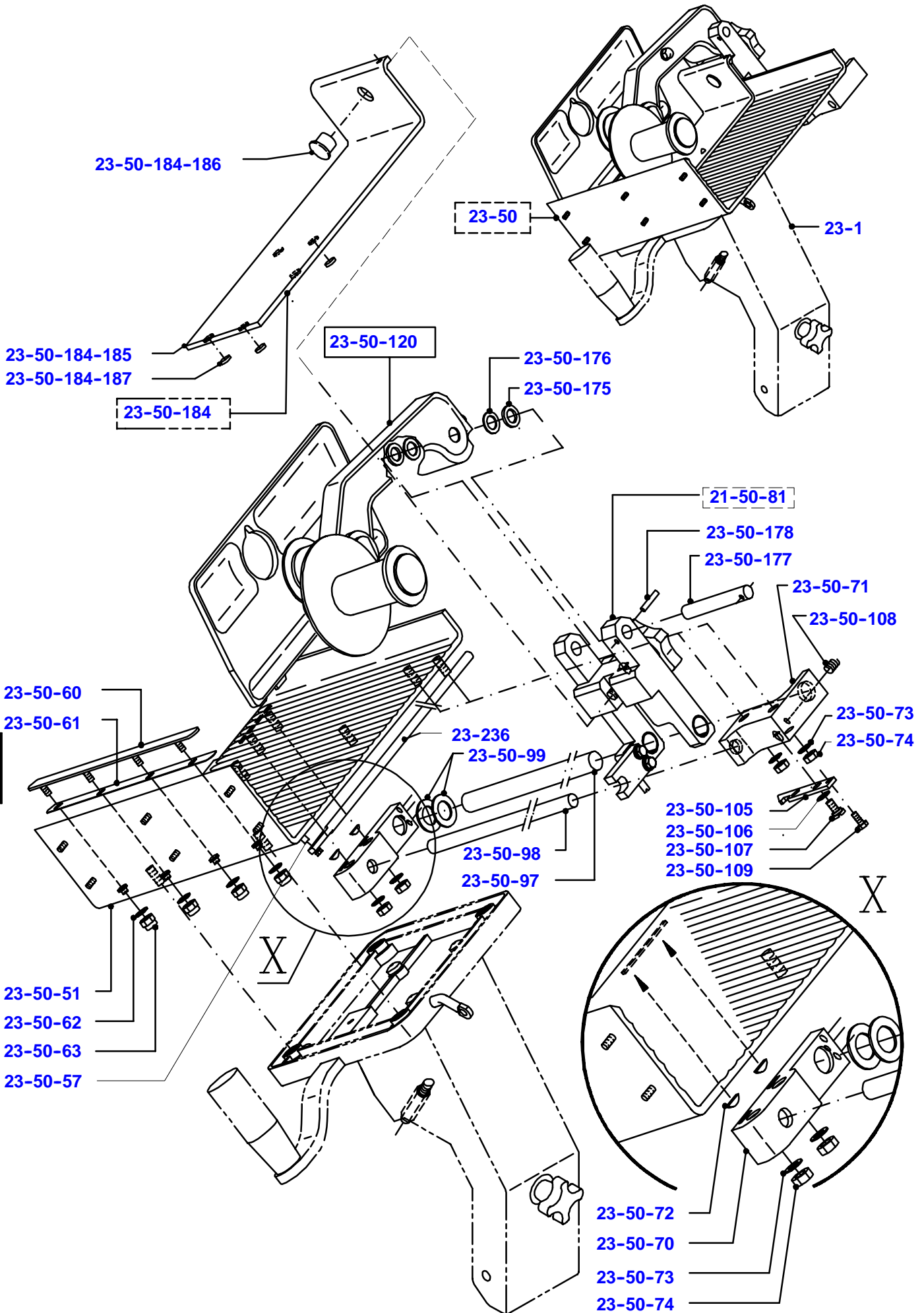




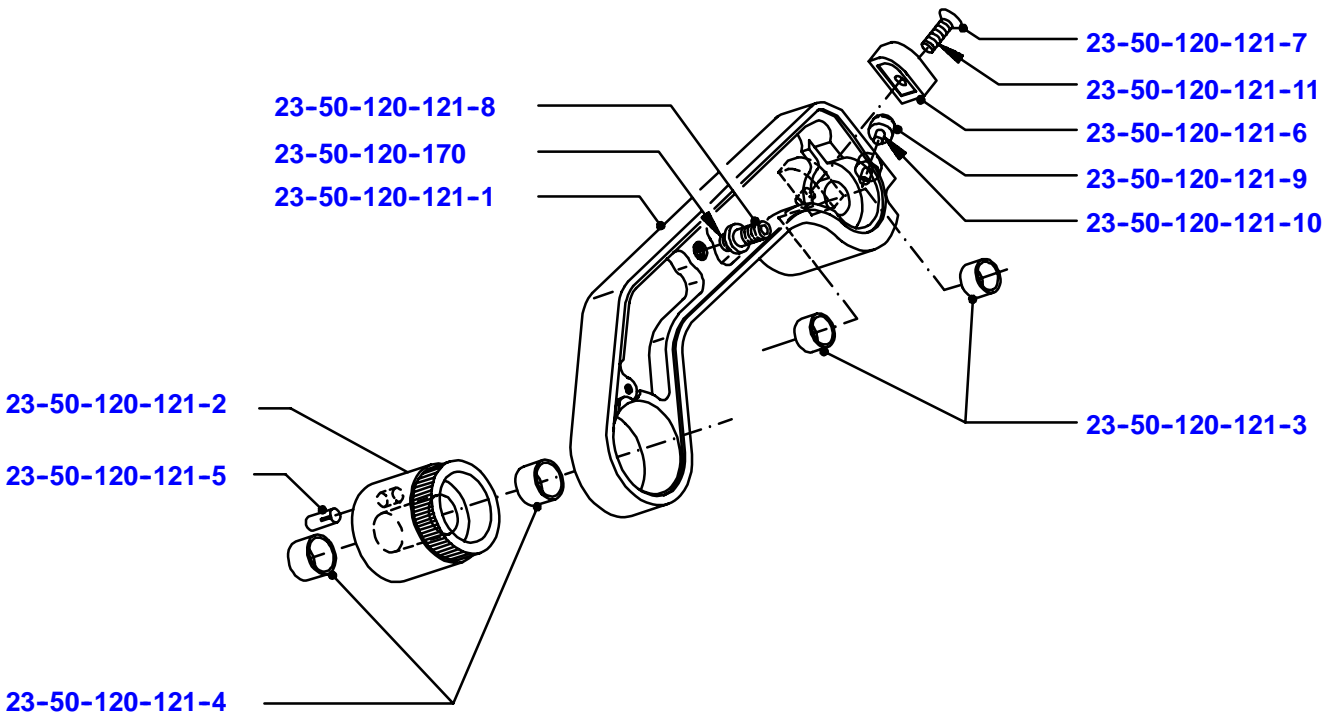
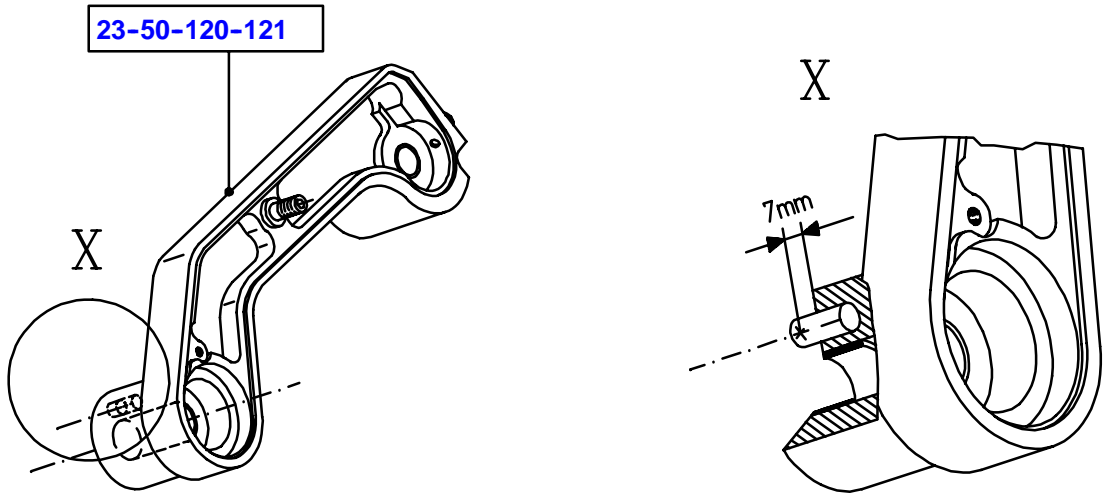


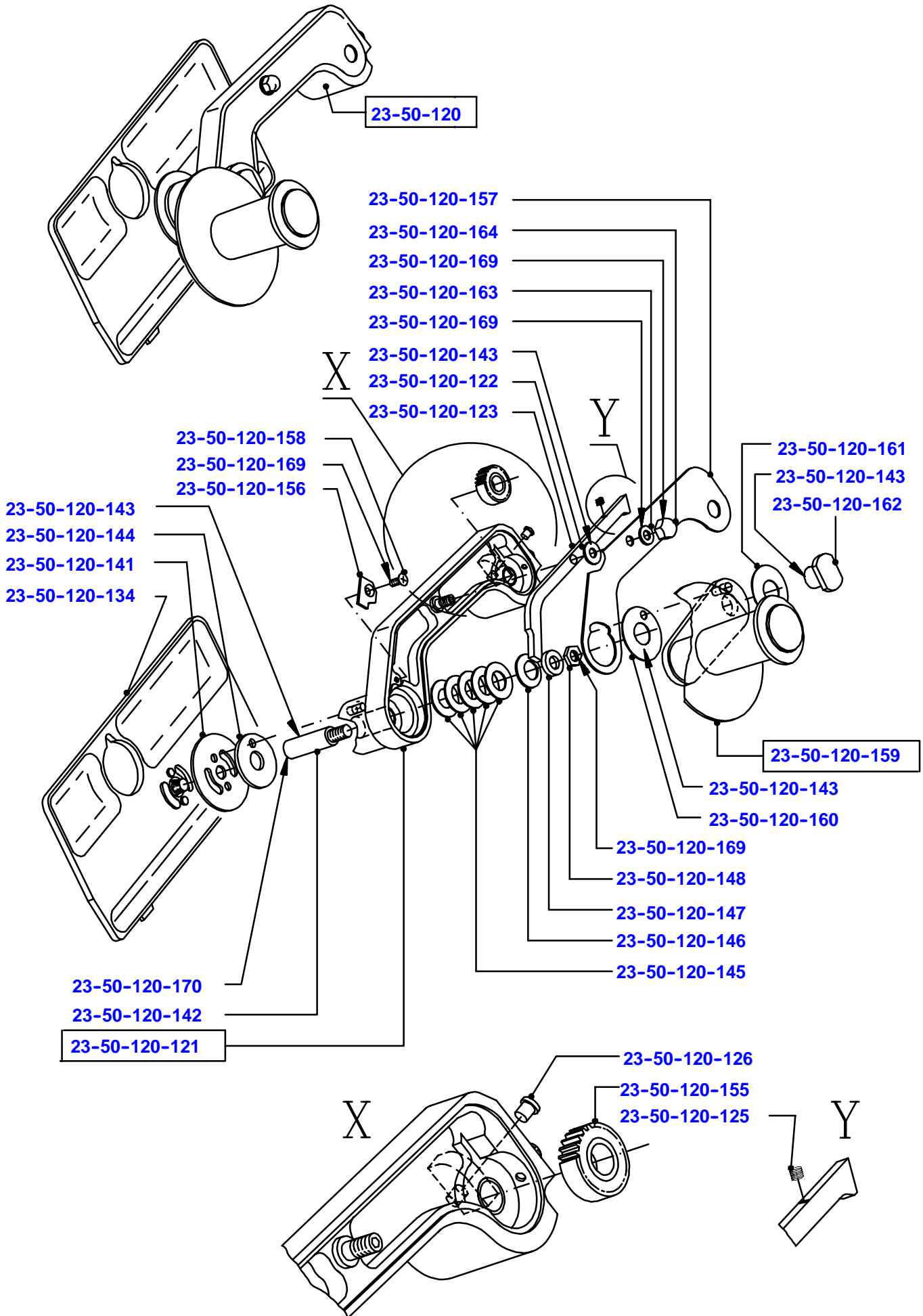
4

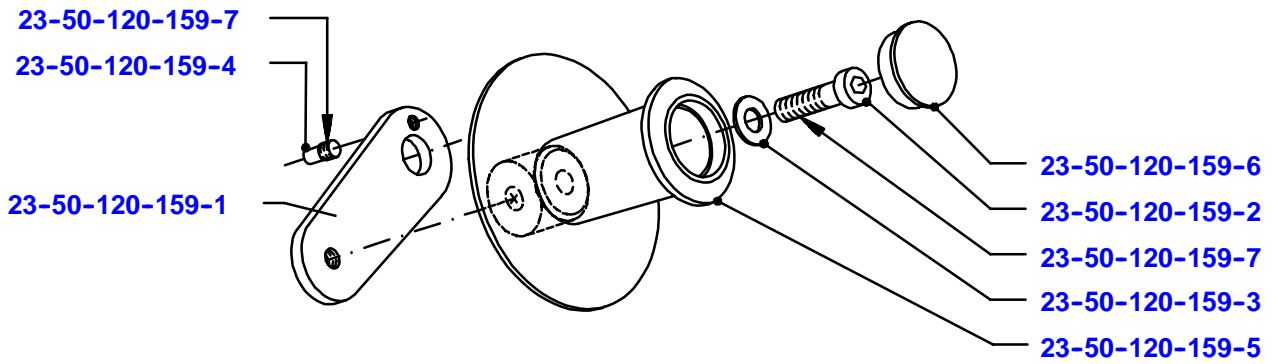
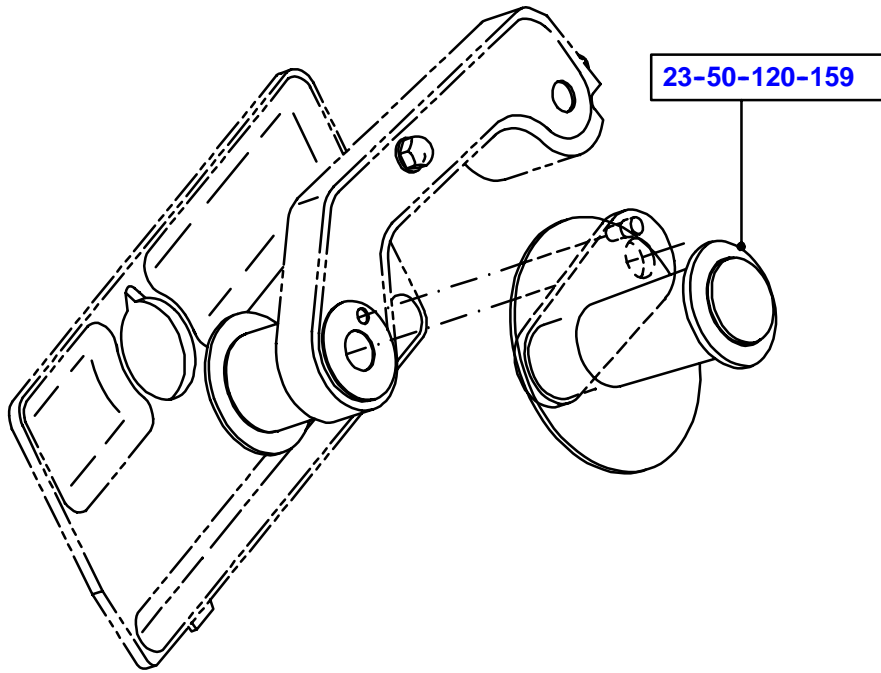


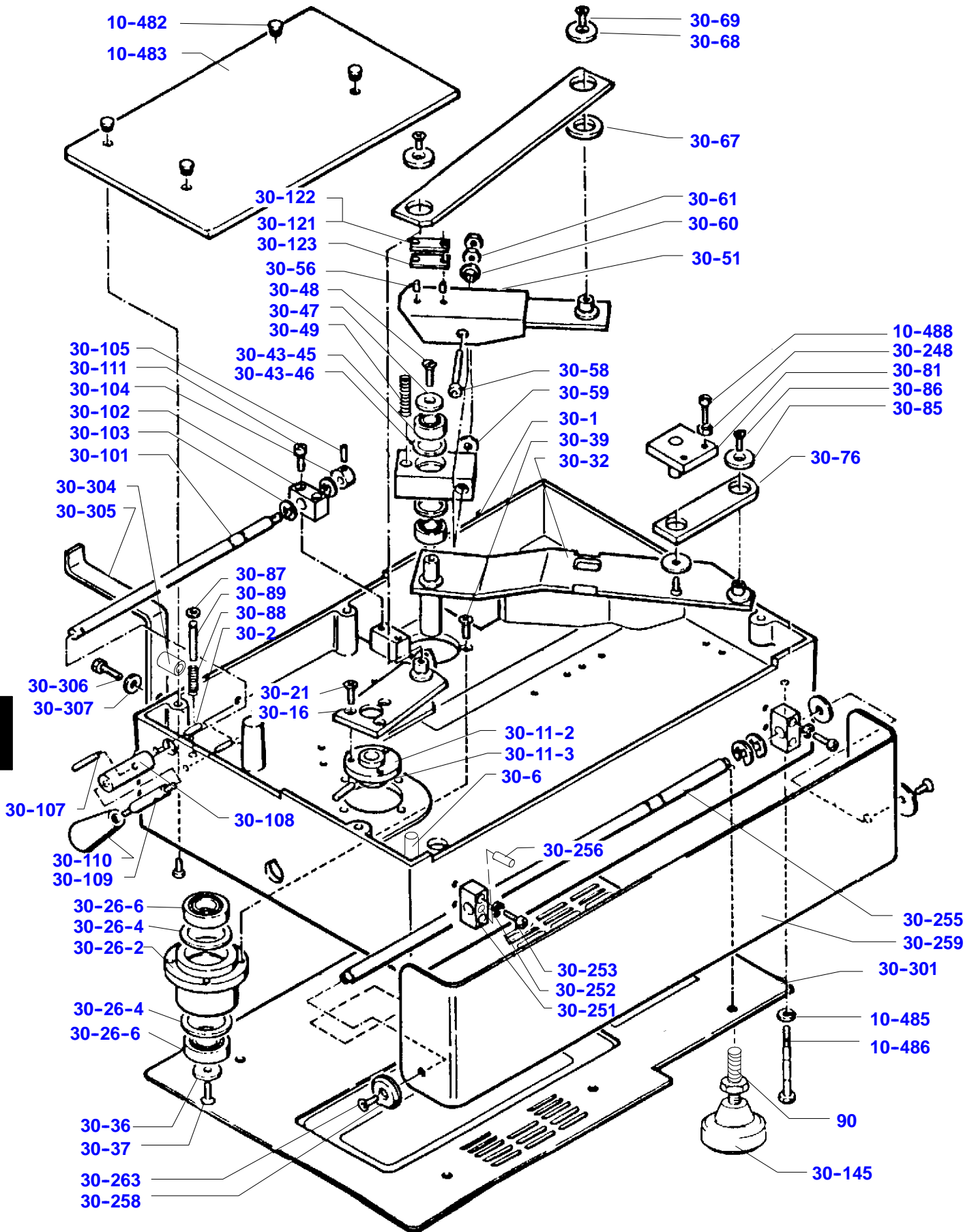


4

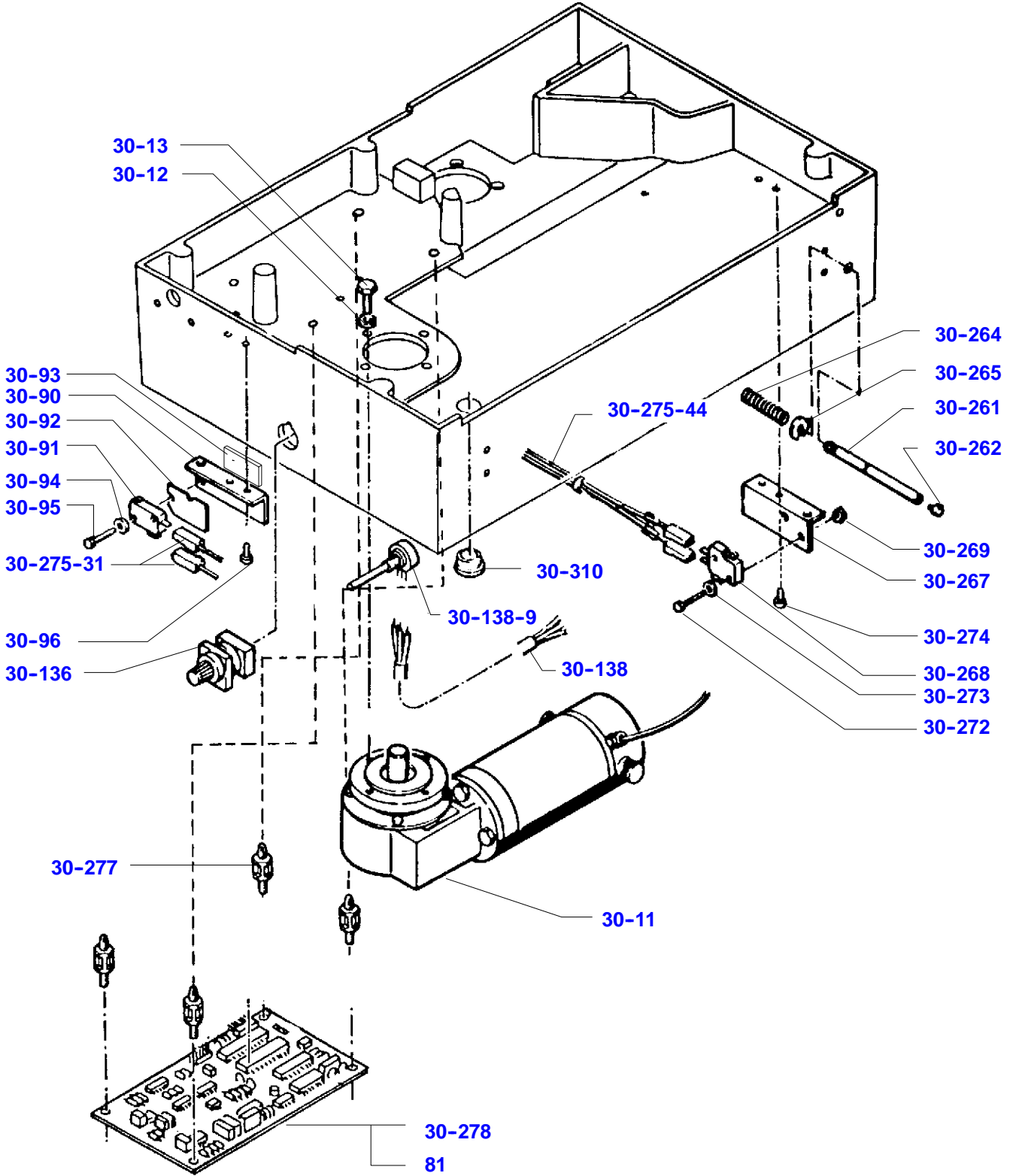


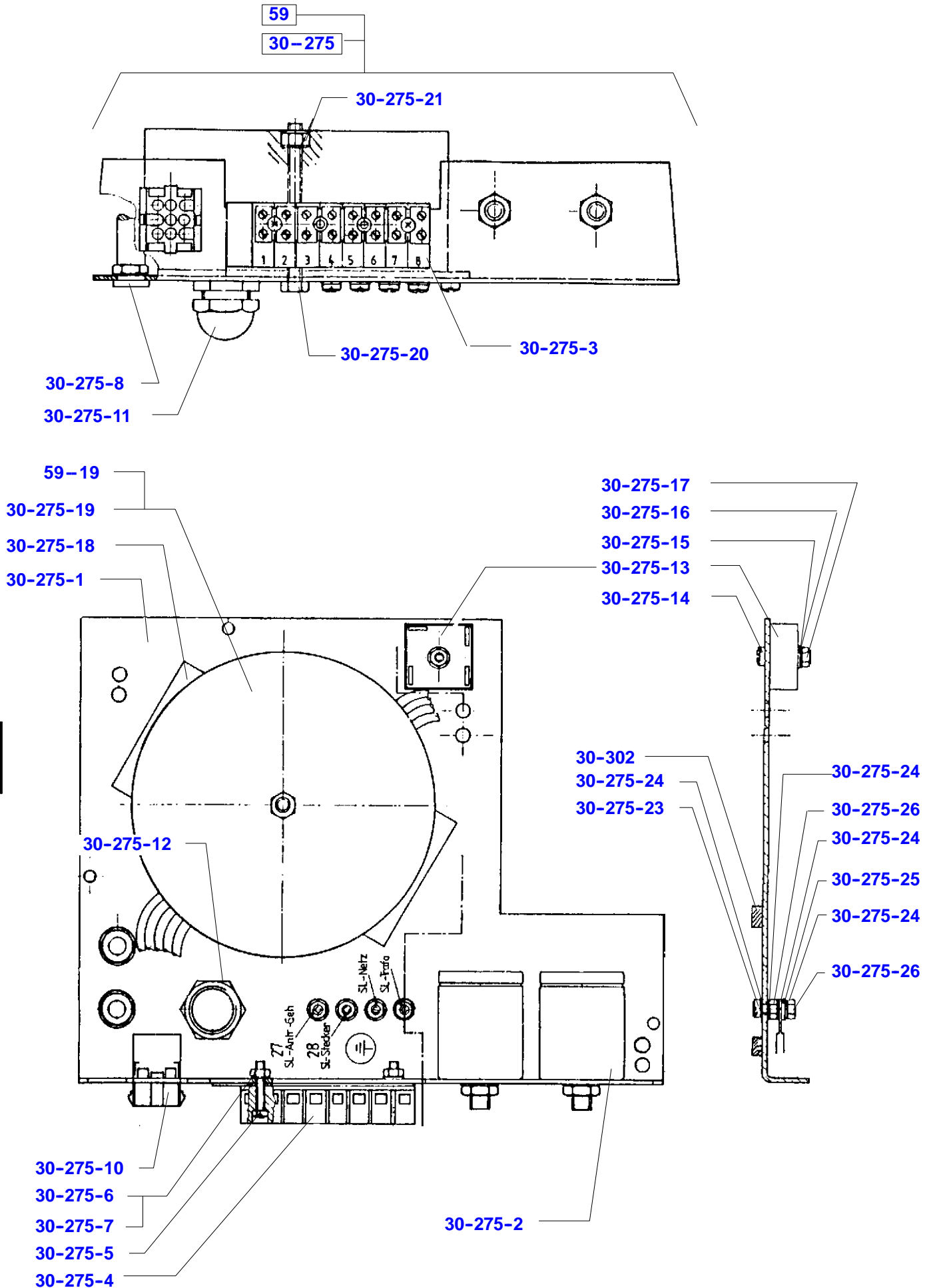




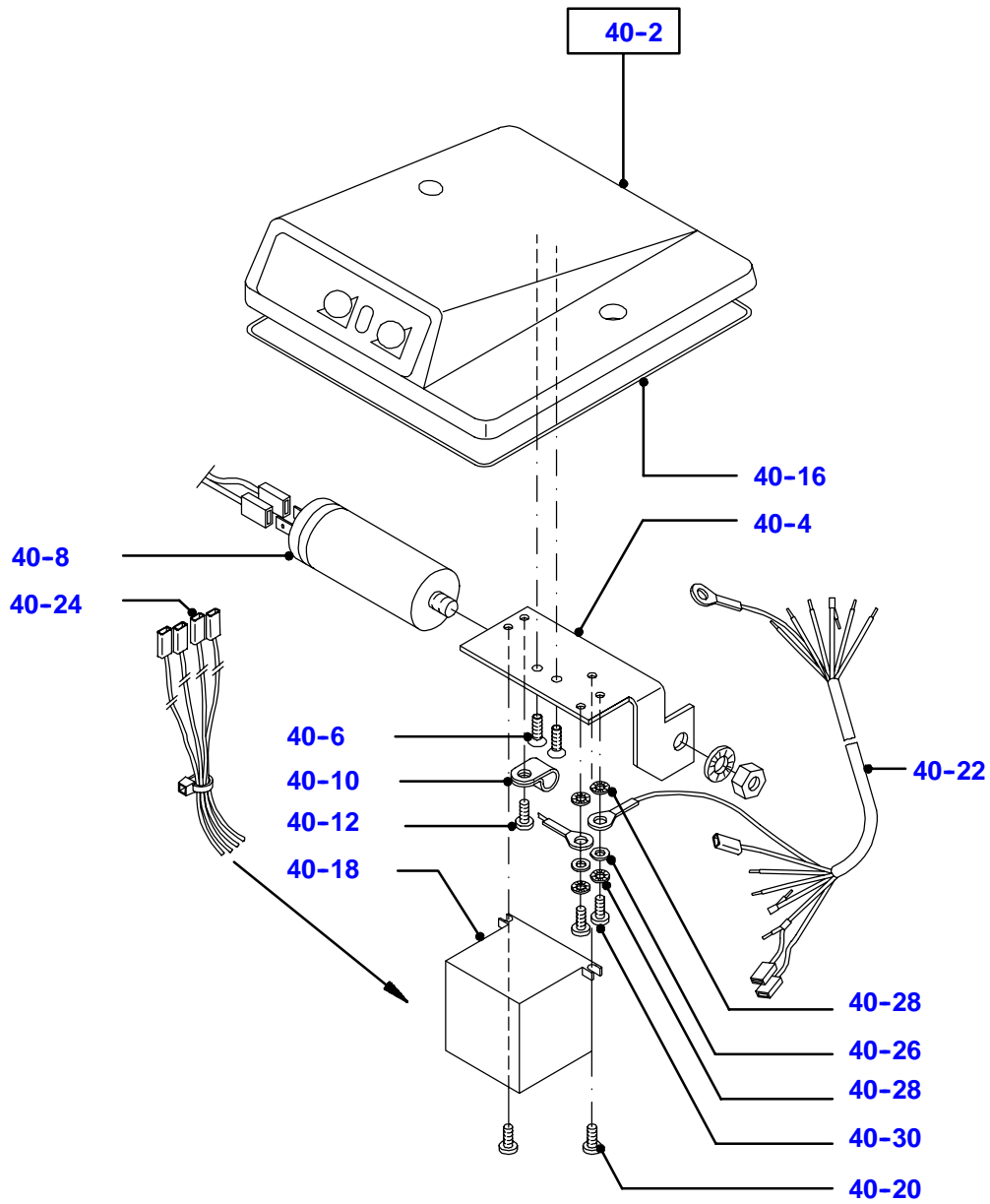


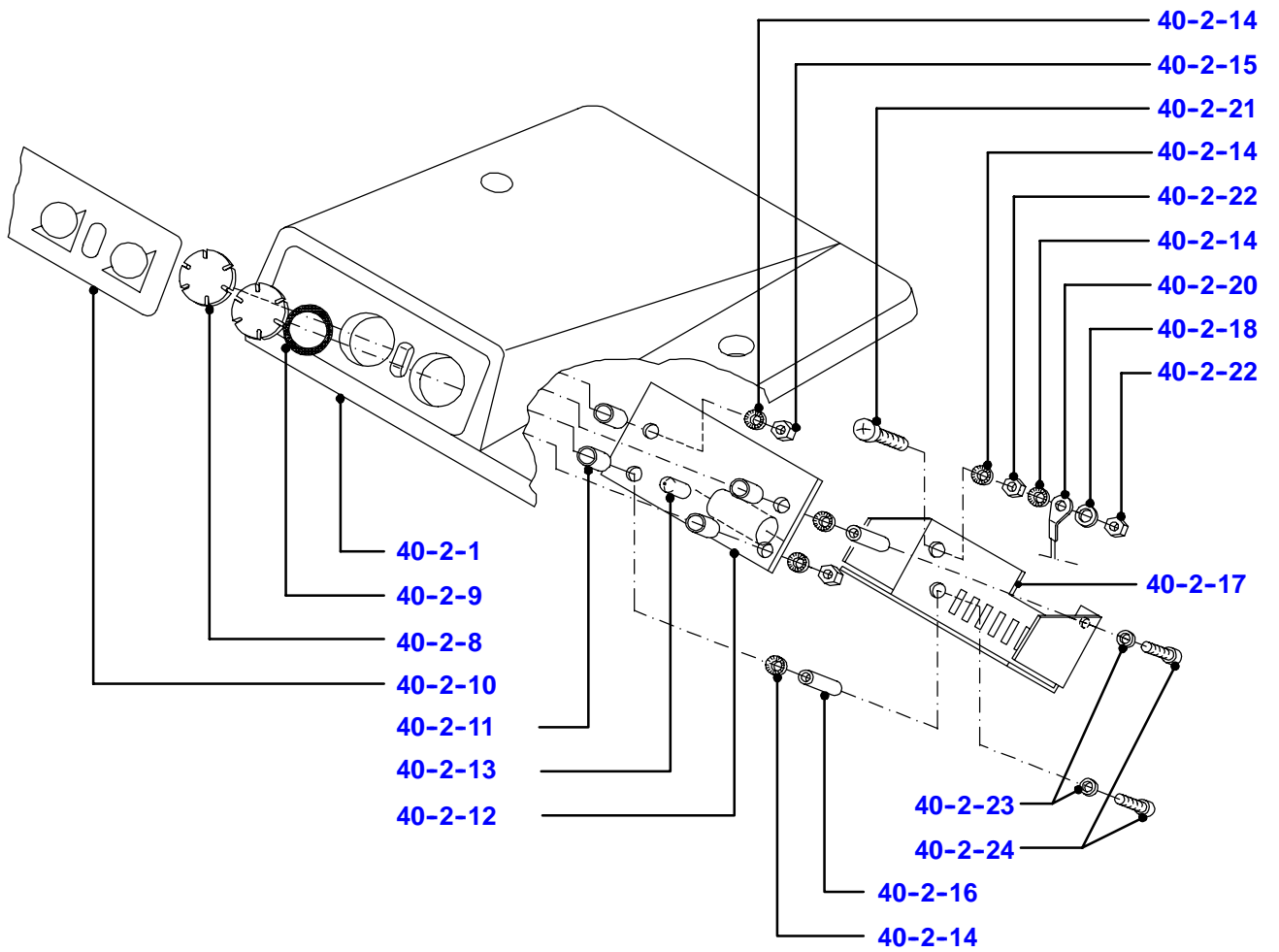
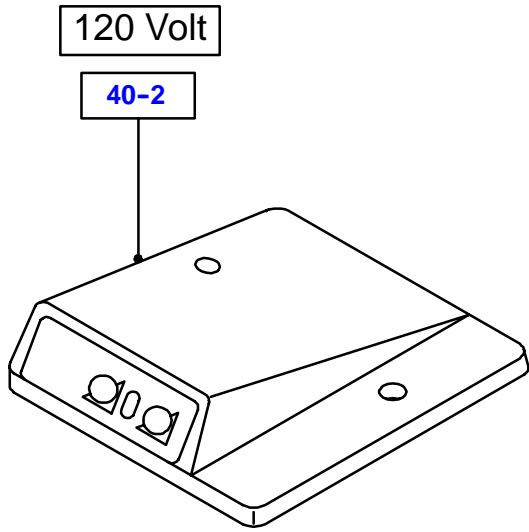
4





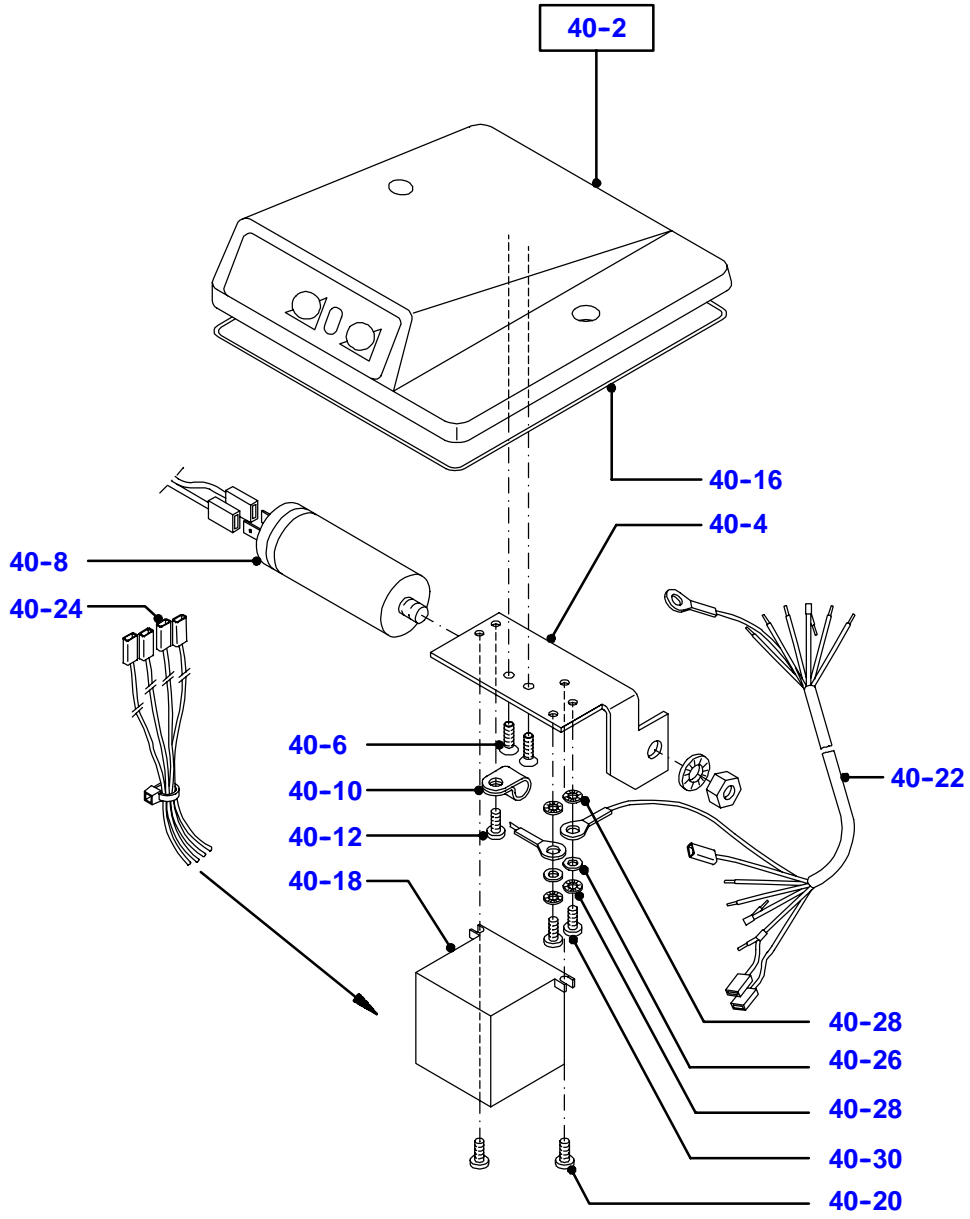
120 Volt

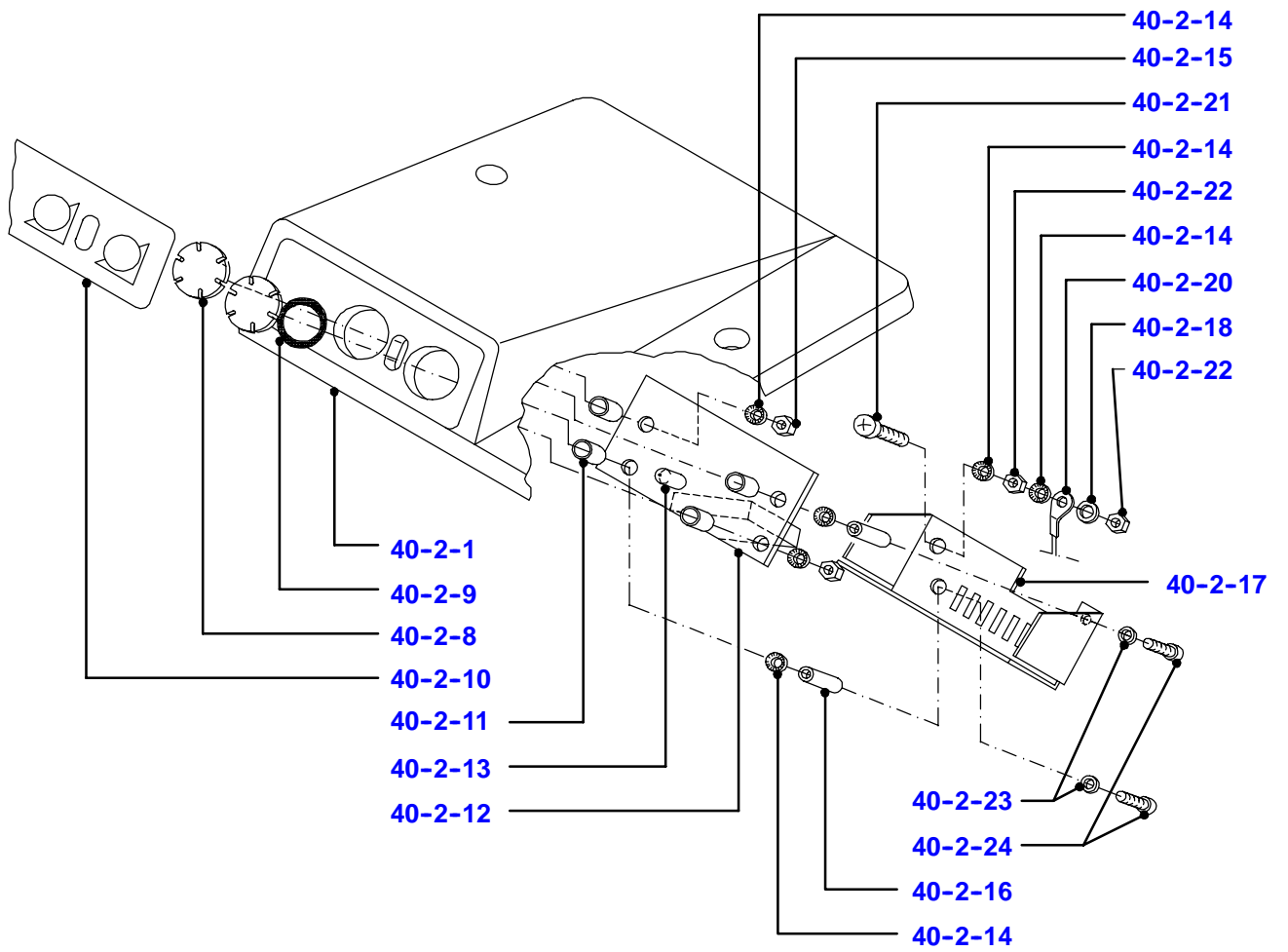
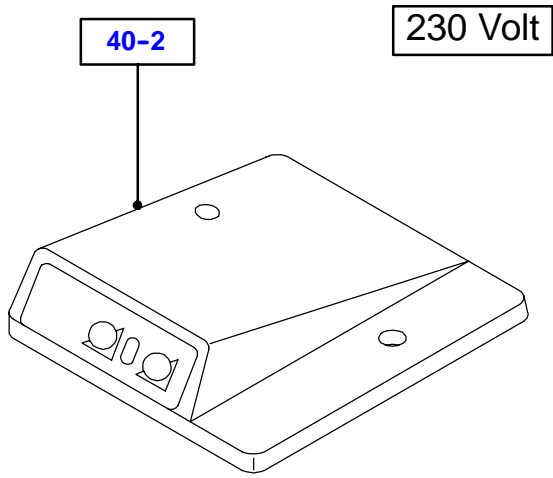




4

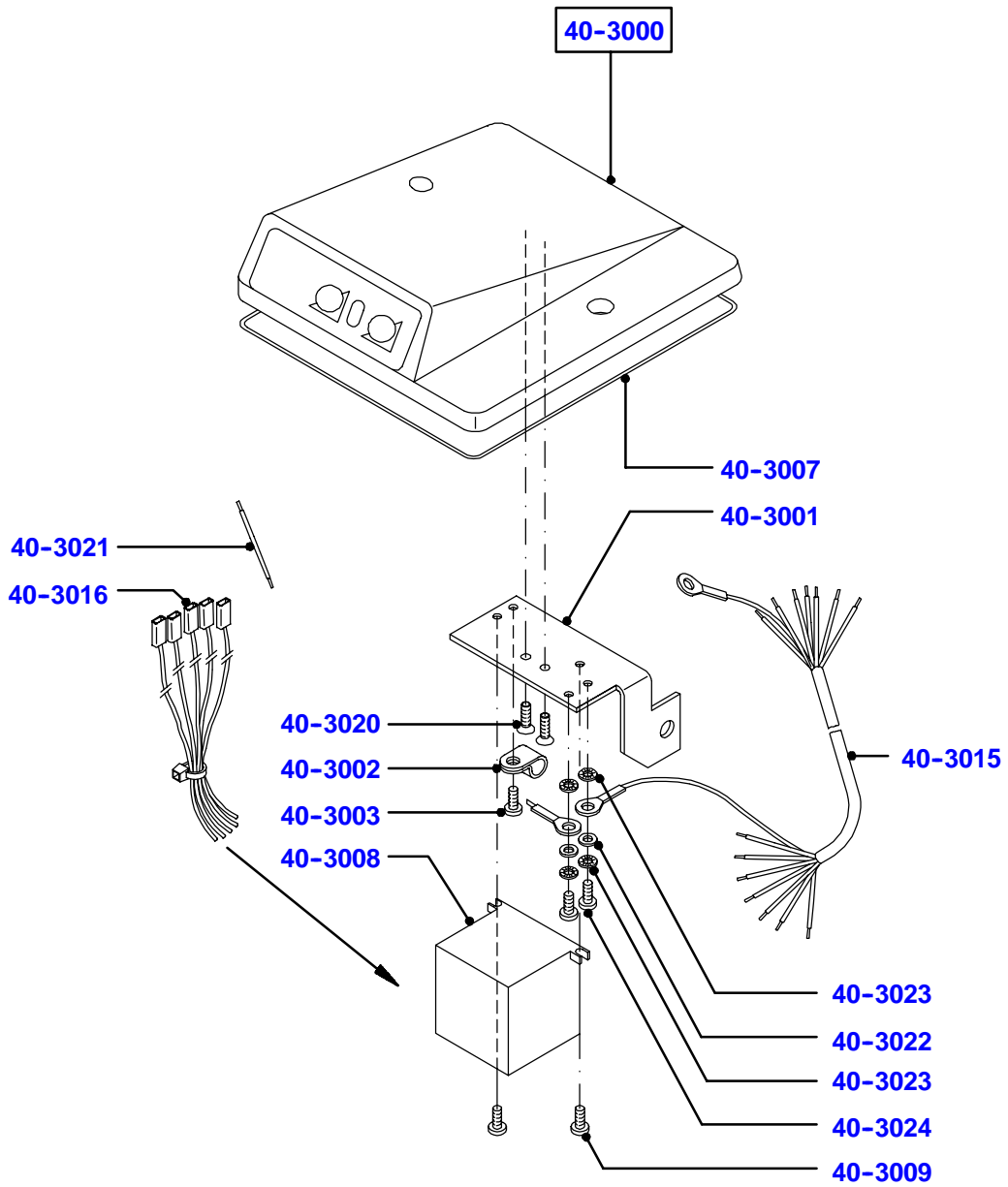
230Volt

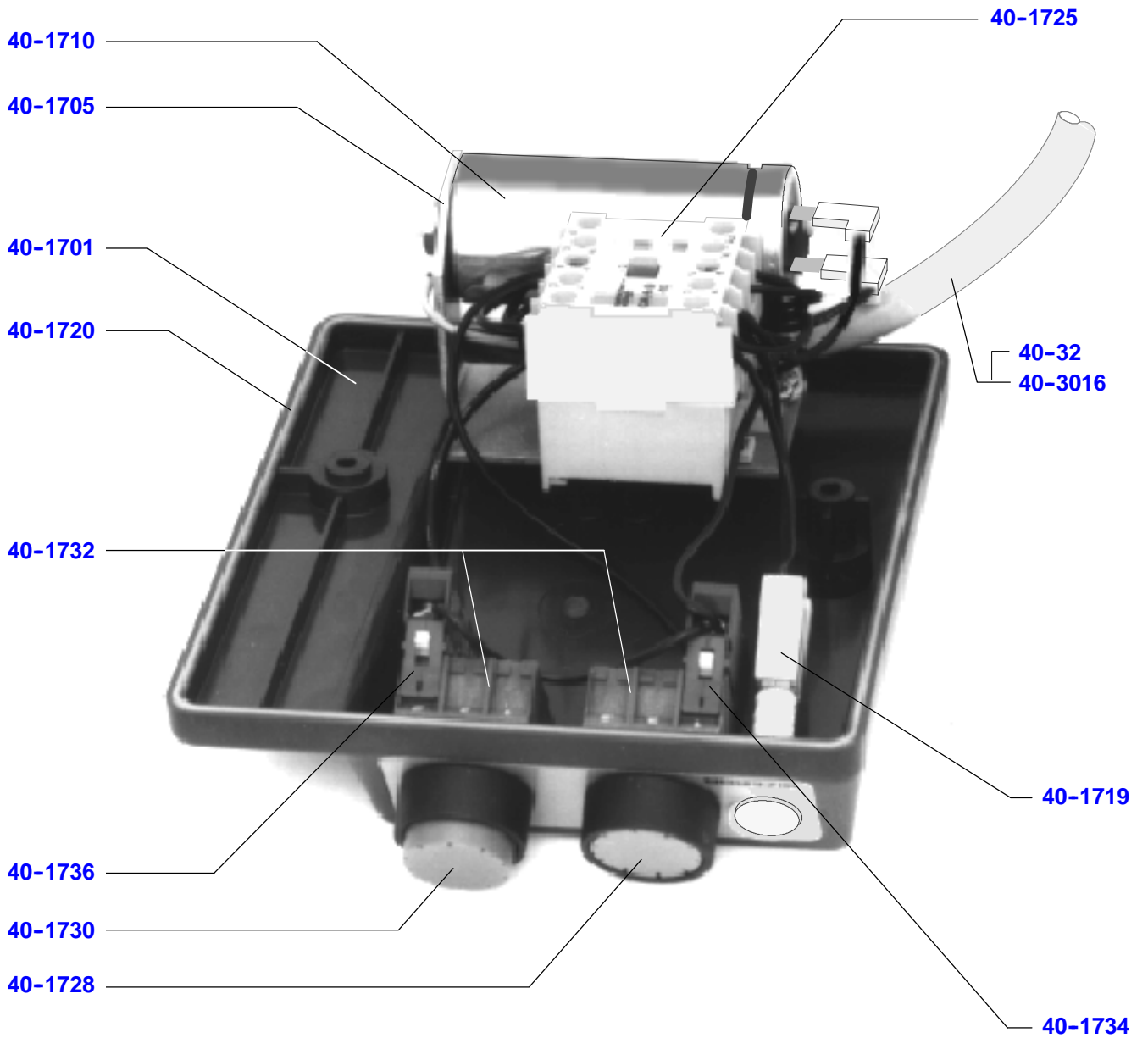




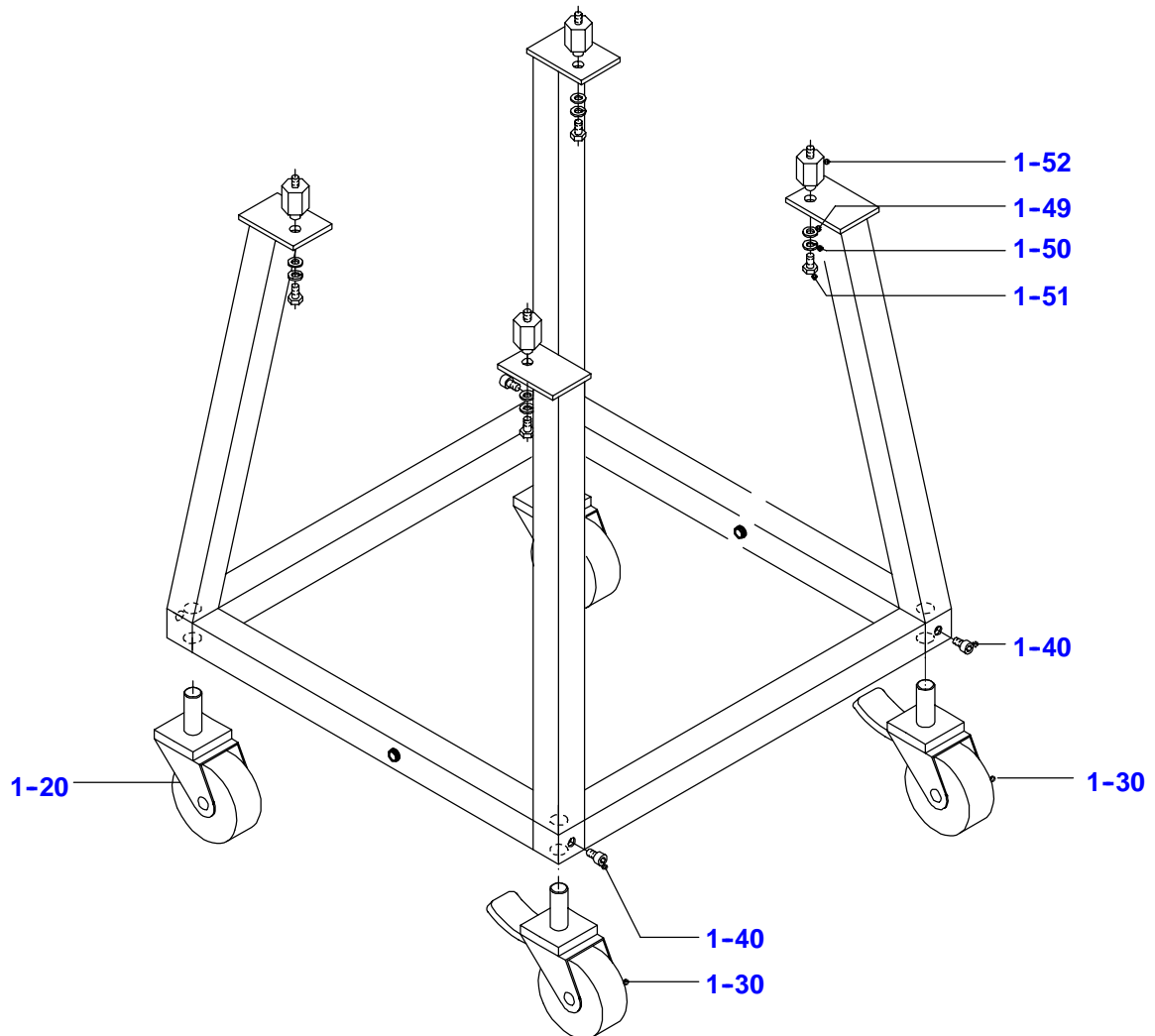
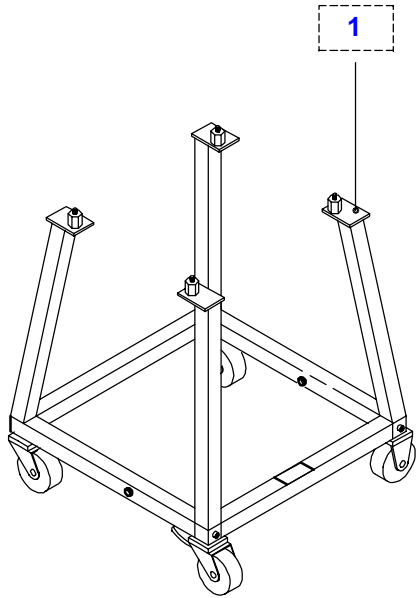
4

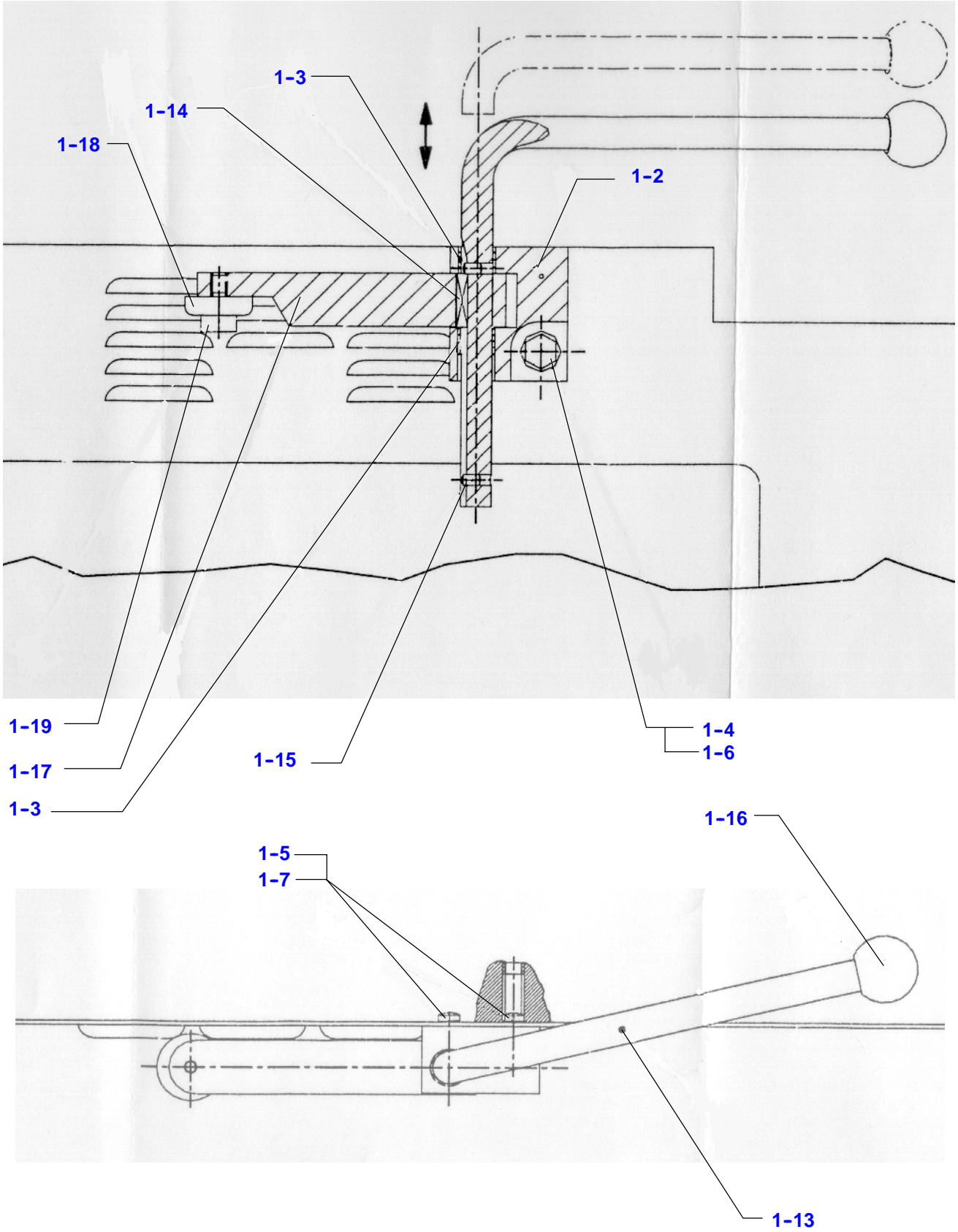
400 Volt





4





4

Device series (code No.) 90.091	Spare parts list No. 036.98.3.1005	Lang. E	SG 8 D	Textpage 1
------------------------------------	---------------------------------------	------------	---------------	---------------

No. in drawing	Order No.	Pcs.	Designation	From status.. onwards
x	x	x	x	x
1	60360002000	000	ADJUSTABLE FOOT	
	60362420000	000	SINGLE PARTS ITEMS 1-2 TO 1-19 BENCH COMPL. MOBILE 40X40X2 40X40X2 SINGLE PARTS ITEMS 1-20 TO 1-52	
1-2	60360001300	001	BEARING	000
1-3	50001250000	002	BUSHING 12X14X10	000
1-4	57432300000	001	HEXAGON SCREW M 8X30	000
1-5	56806420000	002	OVAL-HEAD SCREW M 4X 8	000
1-6	57767080000	001	SPRING WASHER A 8	000
1-7	57766040000	002	SPRING WASHER A 4	000
1-13	60360001100	001	LEVER	000
1-14	56709020000	001	ADJUSTING SPRING A 4X4X20	000
1-15	56359540000	002	PARALLEL NOTCHED PIN 4 X 6	000
1-16	56086260000	001	CONTROL LEVER KNOB C 25 M 6	000
1-17	60360000800	003	FOOT	000
1-18	60360000900	003	ROLLER	000
1-19	60510100053	003	HEXAGON SETSCREW M 6X7X9	000
1-20	50720020000	002	ROLLER PIVOT BZX-POT HW100G-RA	000
1-30	50720010000	001	CASTOR WITH PIVOT LZX-POT HW100G-ST	000
1-40	57743650000	004	CHEESE-HEAD SCREW M 8X16	000
1-49	56739080000	004	WASHER A 8.4	000
1-50	57767080000	004	SPRING WASHER A 8	000
1-51	57432200000	004	HEXAGON SCREW M 8X20	000
1-52	60540310600	004	SUPPORTING BOLT	000
9	60540106500	000	MOTOR PREASSEMBLED AC VK-TK AC 230 V/50 HZ	020
	60540106600	000	MOTOR PREASSEMBLED AC VK-TK AC 240 V/50 HZ	020
	60540106800	000	MOTOR PREASSEMBLED AC VK-TK AC 120 V/60 HZ USA	020
	60540106900	000	MOTOR PREASSEMBLED AC VK-TK	020
	60540107300	000	MOTOR PREASSEMBLED 3-PH. CURRENT VK-TK	020
	60540107500	000	3-PHASE CURRENT 230/400 V, 50 HZ MOTOR PREASSEMBLED 3-PH. CURRENT VK-TK	020
	60540107600	000	3-PHASE CURRENT 220/380 V, 50 HZ, USA MOTOR PREASSEMBLED 3-PH. CURRENT VK-TK	020
			3-PHASE CURRENT 200 V, 50/60 HZ JAPAN	

Bitte unbedingt 11 stellige **BESTELL-Nr.** angeben
Please always indicate 11 digit **Order No.**
Absolument nécessaire d'indiquer **No. de commande** (11 chiffres)
Favorisca specificarci sempre il **N. di ordine** a 11 cifre
Es imprescindible que citen el "**No. de pedido**" (11 guarismos)

Textpage 2	SG 8 D	Lang. E	Spare parts list No. 036.98.3.1005	Device series (code No.) 90.091
---------------	---------------	------------	---------------------------------------	------------------------------------

No. in drawing	Order No.	Pcs.	Designation	From status.. onwards
X	X	X	X	X
10-1	60360100802	001	MACHINE HOUSING	013
	60360100803	001	MACHINE HOUSING	019
10-2	56399800000	001	BALL AND SOCKET JOINT SKF BLRB366499	013
10-3	56808310000	001	SELF-TAPPING SCREW CM3X 6	013
10-4	56083970000	001	THREADED PIN M 6X 8	013
10-5	56083300000	002	THREADED PIN M 10X40	013
10-6	56269330000	001	ROUND-HEADED NOTCHED NAIL 3X6	013
10-7	40220100202	001	COLLAR END BEARING	019
10-8	56735430000	004	WASHER A 4.3	013
10-9	56808440000	004	SELF-TAPPING SCREW CM4X12	013
10-10	60353505300	001	SUPPORTING RAIL COMPL.	019
10-11	56735430000	003	WASHER A 4.3	013
10-12	57766040000	003	SPRING WASHER A 4	013
10-13	56455400000	003	HEXAGON NUT M 4	
	56805450000	003	OVAL-HEAD SCREW M 4X12	013
10-14	56170200000	002	PARALLEL PIN 6M6X20	013
10-15	60360100900	004	SLIDE PIN	013
10-18	60223501800	001	GROOVED CAM COMPL.	013
	60354201800	001	GROOVED CAM COMPL. USA	
10-18-19	60223501900	001	GROOVED CAM PREASSEMBLED	013
	60354201900	001	GROOVED CAM PREASSEMBLED USA	014
10-18-19-22	60223502001	001	GROOVED CAM	013
	60354202000	001	GROOVED CAM USA	014
10-18-19-23	60220100501	001	ROTARY KNOB SHAFT	013
10-18-19-24	56356280000	001	PARALLEL NOTCHED PIN 4 X28	013
10-18-28	40220102601	001	STOP SEGMENT	013
10-18-29	57343120000	002	HEXAGON SCREW M 4X12	013
10-18-30	56735430000	004	WASHER A 4.3	013
10-37	60220108200	001	BRAKE PULLEY 18.05	013
10-38	00110000095	002	CUP SPRING 29.7X18.3X0.35	013
10-39	00110000075	002	WASHER THICKNESS 1.5	013
10-40	00110000082	001	WASHER THICKNESS 0.5	013
10-41	57773180000	001	CIRCLIP A 18X1.2	013
10-47	60223501600	001	ROTARY KNOB COMPL.	013
10-47-48	40223501700	001	CHART	013
10-47-49	40220105001	001	ROTARY KNOB	013
10-47-50	56972480000	002	OVAL-HEAD SCREW M 4X 8	013
10-56	56922570000	001	COUNTERSUNK SCREW M 5X25	013

4

Bitte unbedingt 11 stellige **BESTELL-Nr.** angeben
Please always indicate 11 digit **Order No.**
Absolument nécessaire d'indiquer **No. de commande** (11 chiffres)
Favorisca specificarci sempre il **N. di ordine** a 11 cifre
Es imprescindible que citen el "**No. de pedido**" (11 guarismos)

Device series (code No.) 90.091	Spare parts list No. 036.98.3.1005	Lang. E	SG 8 D	Textpage 3
------------------------------------	---------------------------------------	------------	---------------	---------------

No. in drawing	Order No.	Pcs.	Designation	From status.. onwards
x	x	x	x	x
10-62	60220101001	001	BEARING COMPL.	013
10-62-302	60220101100	001	BEARING PEDESTAL	013
10-62-303	56399800000	001	BALL AND SOCKET JOINT SKF BLRB366499	013
10-62-304	57778700000	001	CIRCLIP IV 35X1.5	013
10-62-305	56083970000	001	THREADED PIN M 6X 8	013
10-62-306	95972950000	000	SCREW SEALING ADHESIVE 50ML LOCTITE 243	013
10-73	56755630000	002	WASHER 10.5	013
10-74	56443820000	004	HEXAGON NUT FLAT-TYPE BM 10	013
10-80	40220100901	001	SEALING COVER	013
10-81	40220101400	001	SEALING RING	013
10-87	60350103100	001	BEARING BRACKET COMPL.	013
10-87-361	60350103200	001	BEARING BRACKET	013
10-87-362	56150360000	001	PARALLEL PIN HOUSING 8M6X25	013
10-87-363	57737200000	001	CHEESE-HEAD SCREW M 8X20	013
10-87-364	40110004103	001	HEXAGON NUT FLAT-TYPE M12X1	013
10-87-365	60220110100	001	THREADED PIN	013
10-100	60353502600	001	HOLDER PREASSEMBLED	013
10-101	57743430000	002	CHEESE-HEAD SCREW M 6X20	013
10-102	60220006200	002	PERFORATED DISK	013
10-103	60223506400	002	LOCKING CAP	019
10-107	40110000002	001	PRESSURE SPRING	013
10-108	00110000055	001	BOLT	013
10-126	60350100700	001	SUPPORTING RAIL	013
10-127	57767060000	002	SPRING WASHER A 6	013
10-128	57736160000	002	CHEESE-HEAD SCREW M 6X16	013

Textpage 4	SG 8 D	Lang. E	Spare parts list No. 036.98.3.1005	Device series (code No.) 90.091
---------------	---------------	------------	---------------------------------------	------------------------------------

No. in drawing	Order No.	Pcs.	Designation	From status.. onwards
x	x	x	x	x
10-135	60360104906	001	CARRIAGE GUIDE COMPL.	019
10-135-136	60360105002	001	CARRIAGE GUIDE PREASSEMBLED	019
10-135-136-137	60360100106	001	CARRIAGE GUIDE	019
10-135-136-138	50001010000	002	BUSHING 22X25X20	013
10-135-136-139	40110000013	002	FELT RING 22	
10-135-136-140	96055040000	001	OIL ISOFLEX TOPAS NB 5051	
10-135-136-141	00300000007	002	WASHER 23	013
10-135-136-142	56453290000	001	THREADED INSERT STANDARD M 12X9	013
10-135-136-143	56083210000	002	THREADED PIN M 8X25	013
10-135-136-144	56083980000	001	THREADED PIN M 6X12	013
10-135-136-145	60230102200	001	BEARING BOLT	013
10-135-136-146	40220102500	001	ROLLER	013
10-135-136-147	57750800000	001	LOCK WASHER 8	013
10-135-136-148	60220104501	001	TRUNNION	013
10-135-136-149	57767060000	002	SPRING WASHER A 6	013
10-135-136-150	57736200000	002	CHEESE-HEAD SCREW M 6X20	013
10-135-136-151	40220106800	001	TORSION SPRING 0220106800	013
10-135-136-152	56980720000	001	PAN HEAD SCREW M 5X 4	013
10-135-136-153	56047850000	001	THREADED PIN M 8X25	013
10-135-136-154	95972840000	001	SCREW SEALING ADHESIVE 50ML LOCTITE 648	
10-135-136-155	95972950000	001	SCREW SEALING ADHESIVE 50ML LOCTITE 243	
10-135-136-156	56453200000	002	THREADED INSERT STANDARD M 6X12	013
10-135-161	60360105500	001	CARRIAGE SHAFT	013
10-135-162	60220102800	001	BUFFER DISK 21.5	013
10-135-163	60220111200	001	SHOCK ABSORBER SLEEVE 21X35X30	
10-135-164	96055040000	000	OIL ISOFLEX TOPAS NB 5051	013
10-135-165	60220102902	001	FELT STRIP	013
10-135-166	60220103002	001	COVER PLATE	013
10-135-167	56808430000	002	SELF-TAPPING SCREW CM4X 8	013
10-135-168	60220103101	001	SUPPORTING ANGLE	013
10-135-169	60220103201	001	SUPPORTING ANGLE	013
10-135-170	60223502500	002	BEARING BUSHING	013
10-135-171	56972720000	002	PAN HEAD SCREW M 6X12	014
10-135-173	95972840000	001	SCREW SEALING ADHESIVE 50ML LOCTITE 648	
10-135-174	57736500000	001	CHEESE-HEAD SCREW M 6X50	013
10-135-175	50001940000	001	O-SEAL OR 6X3	013
10-135-176	56455600000	001	HEXAGON NUT M 6	013
10-135-177	60220106000	001	LEAF SPRING 1X12X70	013
10-135-178	60353502400	001	SWITCH BAR	014
10-136	60360105401	001	DISTANCE PIN	013
10-137	60360103900	001	FASTENING SHACKLE	013

Bitte unbedingt 11 stellige **BESTELL-Nr.** angeben
Please always indicate 11 digit **Order No.**
Absolument nécessaire d'indiquer **No. de commande** (11 chiffres)
Favorisca specificarci sempre il **N. di ordine** a 11 cifre
Es imprescindible que citen el "**No. de pedido**" (11 guarismos)

Device series (code No.) 90.091	Spare parts list No. 036.98.3.1005	Lang. E	SG 8 D	Textpage 5
------------------------------------	---------------------------------------	------------	---------------	---------------

No. in drawing	Order No.	Pcs.	Designation	From status.. onwards
x	x	x	x	x
10-185	60350103000	001	GUIDE RAIL	013
10-186	57347200000	004	HEXAGON SCREW M 6X20	013
10-200	60220103800	001	ECCENTRIC BOLT PREASSEMBLED	019
10-200-572	60220103900	001	ECCENTRIC BOLT	019
10-200-573	00110101004	001	ROLLER COMPL. M. 607-2RS	019
10-200-574	57753600000	001	LOCK WASHER 6	019
10-201	56735640000	001	WASHER A 6.4	019
10-202	56455600000	001	HEXAGON NUT M 6	019
10-245	40110000099	002	WASHER 6.5	013
10-246	57766060000	002	SPRING WASHER A 6	013
10-247	57736250000	002	CHEESE-HEAD SCREW M 6X25	013
10-320	57810080000	001	CLAMPING PIN SG 10 X16	018
10-321	60350103400	001	WASHER 6.1	019
10-322	56735640000	001	WASHER A 6.4	018
10-323	57766060000	001	SPRING WASHER A 6	018
10-324	57736250000	002	CHEESE-HEAD SCREW M 6X25	018
10-325	57736350000	002	CHEESE-HEAD SCREW M 6X35	018
10-326	60223503800	001	SPACER SLEEVE	018
10-327	57766060000	001	SPRING WASHER A 6	018
10-328	57736400000	001	CHEESE-HEAD SCREW M 6X40	018
10-329	56735640000	001	WASHER A 6.4	018
10-330	60223501400	001	LABYRINTH SEAL A	013
10-331	57630610000	004	COUNTERSUNK SCREW M 6X11	014
10-355	60223504400	001	TRIANGULAR NUT WITH BOLT	013
10-365	57743260000	001	CHEESE-HEAD SCREW M 5X16	013
10-368	60223506000	001	DEFLECTOR COMPL.	014
10-368-369	60223505400	001	DEFLECTOR	018
10-368-370	60223505800	001	BEARING BOLT	018
10-368-371	60540102400	001	ADJUSTING BOLT	018
10-368-372	95972950000	000	SCREW SEALING ADHESIVE 50ML LOCTITE 243	018
10-368-373	95972840000	000	SCREW SEALING ADHESIVE 50ML LOCTITE 648	018
10-368-374	50003040000	001	DECORATIVE PIN MESSRS. INDEN NO4115 WHITE	018
10-374	60610300019	002	THRUST WASHER	018
10-375	60610300019	001	THRUST WASHER	018
10-376	60223506500	001	BRAKE PULLEY	018
10-377	60223506600	001	WASHER	018
10-378	57767040000	001	SPRING WASHER A 4	019
10-379	57343100000	002	HEXAGON SCREW M 4X10	019
10-380	96000040000	000	GREASE POLYLUB GA 352 P	018
10-381	60350402001	001	PROTECTIVE PLUG 16.2 KNURLED	018
10-390	56808430000	002	SELF-TAPPING SCREW CM4X 8	013
10-395	56735440000	003	WASHER A 4.3	013
10-396	57758400000	006	TOOTHED LOCK WASHER A 4.3	013
10-397	56808440000	003	SELF-TAPPING SCREW CM4X12	013

Textpage 6	SG 8 D	Lang. E	Spare parts list No. 036.98.3.1005	Device series (code No.) 90.091
---------------	---------------	------------	---------------------------------------	------------------------------------

No. in drawing	Order No.	Pcs.	Designation	From status.. onwards
x	x	x	x	x
10-409	56808430000	004	SELF-TAPPING SCREW CM4X 8	013
10-410	71169050000	001	NYLON CLIPS HP-5N	013
10-430	95972950000	001	SCREW SEALING ADHESIVE 50ML LOCTITE 243	
10-432	96002030000	000	MOLYKOTE LONGTHERM W 2	013
10-441	56764040000	002	WASHER 4.3	013
10-442	56805470000	001	OVAL-HEAD SCREW M 4X20	013
10-443	56805430000	001	OVAL-HEAD SCREW M 4X10	013
10-444	40220000201	002	PROTECTIVE PLUG 12.2 KNURLED	013
10-451	60220000900	001	SHAFT	013
10-452	60220001400	001	LOCKING SLIDER PREASSEMBLED	013
10-453	40220002300	001	FIXATION DEVICE	013
10-454	00610300005	001	WASHER 8.2	013
10-455	57750600000	001	LOCK WASHER 6	013
10-461	60360104801	001	METAL ANGLE PLATE	
10-463	60366100200	001	CABLE LIMIT SWITCH/SLICE THICKNESS SG8D	013
10-464	60360103700	001	SWITCH ANGLE	013
10-465	71217800000	001	MICROSWITCH MINI 1006.1201	013
10-466	60510300090	001	INSULATING PLATE	013
10-467	60510400250	001	NUT PLATE	013
10-482	60360304600	004	COLLAR NUT M 4	013
	60363101100	004	COLLAR STUD	020
10-483	60360302902	001	DEPOSITING PLATE	013
10-484	56805670000	003	OVAL-HEAD SCREW M 6X16	013
10-485	56735640000	003	WASHER A 6.4	013
10-486	57236700000	003	HEXAGON SCREW M 6X70	013
10-487	56735840000	005	WASHER A 8.4	013
10-488	57736300000	002	CHEESE-HEAD SCREW M 6X30	013
10-489	40360000301	001	DEPOSITING TRAY	013
10-496	51977200000	001	WARNING PLATE WS1-50K	013
10-497	51469200000	001	BIZERBA LOGO	013
10-502	50002830000	001	OIL CAN WITH OIL INGRA W505	013
10-502-1	95700910000	000	OIL RENOPAL W505	013
10-502-2	50002890000	001	OIL CAN KU WITHOUT BIZERBA	013
10-503	40950000176	001	BRUSH WITH WIPER	013
10-504	50002840000	001	MULTI-PURPOSE CLOTH COLOURED 300X300	013
10-505	60220007500	001	PAPER FELT	015

4

Bitte unbedingt 11 stellige **BESTELL-Nr.** angeben
Please always indicate 11 digit **Order No.**
Absolument nécessaire d'indiquer **No. de commande** (11 chiffres)
Favorisca specificarci sempre il **N. di ordine** a 11 cifre
Es imprescindible que citen el "**No. de pedido**" (11 guarismos)

Device series (code No.) 90.091	Spare parts list No. 036.98.3.1005	Lang. E	SG 8 D	Textpage 7
------------------------------------	---------------------------------------	------------	---------------	---------------

No. in drawing	Order No.	Pcs.	Designation	From status.. onwards
X	X	X	X	X
11-256	60353500202	001	MOTOR HOUSING	018
11-257	60223505501	001	BLADE BUSHING COMPL.	018
11-257-1	60223500404	001	BLADE BUSHING PREASSEMBLED	018
11-257-1-1	60223500504	001	BLADE BUSHING	018
11-257-1-3	56360940000	002	GROOVED BALL BEARING 6004-2RS	018
11-257-1-5	57778720000	002	CIRCLIP IV 42X1.75	018
11-257-1-7	60223500600	001	BLADE SHAFT	018
11-257-1-9	60120007115	001	SUPPORTING DISK	018
11-257-1-11	50001680000	003	CUP SPRING 31.7X20.4X0.3	018
11-257-1-13	50003130000	001	W-SEALING RING BA SL 20X42X10	018
11-257-1-15	96055040000	000	OIL ISOFLEX TOPAS NB 5051	018
11-257-3	60223500302	001	MOUNTING	018
11-257-5	60223501300	001	LABYRINTH SEAL I	018
11-257-7	57451180000	003	COUNTERSUNK SCREW M 4X 8	018
11-257-9	56362660000	001	GROOVED BALL BEARING 69120RDZ	018
11-281	50003710000	001	O-SEAL OR 83X3.0	018
11-282	57766060000	003	SPRING WASHER A 6	018
11-283	57736160000	003	CHEESE-HEAD SCREW M 6X16	018
11-284	60223500702	001	BELT PULLEY	018
11-285	60223505100	001	ADJUSTING SPRING	018
11-285-1	56709500000	050	ADJUSTING SPRING A 8X7X36	018
11-286	57749240000	001	SAFETY PLATE SKF 55 MB11	018
11-287	56433540000	001	SLOTTED NUT (SKF KM11 M5X2	018
11-288	50009770000	001	RIBBED V-BELT J10-457	018
11-289	60223500800	001	SPACER RING	018
11-290	60120000028	001	SPACER RING THICKNESS 0.5	018
11-291	60120000021	001	SPACER RING THICKNESS 0.2	018
11-292	60223500900	001	SPACER RING THICKNESS 2.95	018
11-293	60223501000	001	NUT	018
11-294	60223504800	001	WASHER	018
11-295	96000040000	000	GREASE POLYLUB GA 352 P	018
11-298	60223503700	001	SPACER SLEEVE	018
11-299	57766060000	001	SPRING WASHER A 6	018
11-300	57765600000	001	SPRING WASHER 6	018
11-301	57736500000	001	CHEESE-HEAD SCREW M 6X50	018
11-302	57736300000	001	CHEESE-HEAD SCREW M 6X30	018
11-303	56777120000	001	WASHER 12	018
11-304	00610000084	003	WASHER 16X1.5	018

Textpage 8	SG 8 D	Lang. E	Spare parts list No. 036.98.3.1005	Device series (code No.) 90.091
---------------	---------------	------------	---------------------------------------	------------------------------------

No. in drawing	Order No.	Pcs.	Designation	From status.. onwards
X	X	X	X	X
11-308	60223505600	001	PRODUCT SUPPORTER COMPL. (Y)	018
	60353504700	001	PRODUCT SUPPORTER COMPL. (X)	018
11-308-309	60223505700	001	PRODUCT SUPPORTER (Y)	018
	60353504800	001	PRODUCT SUPPORTER (X)	018
11-308-310	60540101700	001	NUT	018
11-308-311	60540101800	001	COVER	018
11-308-312	95972840000	000	SCREW SEALING ADHESIVE 50ML LOCTITE 648	018
11-313	56972600000	001	OVAL-HEAD SCREW M 5X10	018
11-314	60353504900	001	GUARD RING PREASSEMBLED FOR HORIZONTAL CARRIAGE (ITEM 20...)	018
	60353505000	001	GUARD RING PREASSEMBLED FOR HORIZ. CARRIAGE, GERM. ARMY VERSION (ITEM 23...)	018
	60354203600	001	GUARD RING PREASSEMBLED FOR INCLINED CARRIAGE (ITEMS 22.. AND 21..)	018
11-314-315	60353503702	001	GUARD RING FOR HORIZONTAL CARRIAGE (ITEM 20...)	018
	60353504602	001	GUARD RING FOR HORIZ. CARRIAGE, GERMAN ARMY VERSION (ITEM 23...)	018
	60354203702	001	GUARD RING FOR INCLINED CARRIAGE (ITEMS 22.. AND 21..)	018
4 11-314-316	50373950000	001	MAGNET RD. 10X3	018
	50373960000	001	MAGNET RD. 10X6	018
	60540271900	001	MAGNET VACODYM370WZ RD.10X4	018
11-314-317	60223506301	001	COVER	018
11-314-318	95972870000	000	SCREW SEALING ADHESIVE 50ML LOCTIT.638	018
11-319	95972840000	000	SCREW SEALING ADHESIVE 50ML LOCTITE 648	018
12-7	60220104401	001	MOTOR PEDESTAL	
12-8	57736250000	003	CHEESE-HEAD SCREW M 6X25	014
12-9	56735640000	003	WASHER A 6.4	014
12-10	56400870000	003	LOCK NUT M 6	014
12-11	57383370000	001	HEXAGON SCREW M 8X75 SZ	014
12-12	50281160000	010	CUP SPRING 18X8.2X0.5	014
12-13	56443800000	002	HEXAGON NUT FLAT-TYPE BM 8	014
12-14	56455800000	002	HEXAGON NUT M 8	014
12-15	60220104601	001	EXHAUST AIR HOOD, ON TOP	014
12-16	40220104701	001	EXHAUST AIR HOOD, AT BOTTOM	014
12-17	56735430000	003	WASHER A 4.3	014
12-18	56805410000	003	OVAL-HEAD SCREW M 4X6	014
12-19	60546102100	001	STRAND GROUND WIRE MOTOR PLUG A400	014
12-20	56808430000	001	SELF-TAPPING SCREW CM4X 8	014
12-21	57758400000	002	TOOTHED LOCK WASHER A 4.3	014
12-22	56735440000	001	WASHER A 4.3	014

Bitte unbedingt 11 stellige **BESTELL-Nr.** angeben
Please always indicate 11 digit **Order No.**
Absolument nécessaire d'indiquer **No. de commande** (11 chiffres)
Favorisca specificarci sempre il **N. di ordine** a 11 cifre
Es imprescindible que citen el "**No. de pedido**" (11 guarismos)

Device series (code No.) 90.091	Spare parts list No. 036.98.3.1005	Lang. E	SG 8 D	Textpage 9
------------------------------------	---------------------------------------	------------	---------------	---------------

No. in drawing	Order No.	Pcs.	Designation	From status.. onwards
x	x	x	x	x
14	60350004000	001	GAUGE PLATE FOR INCLINED CARRIAGE (WITH HOLE)	014
	60350004101	001	GAUGE PLATE	018
	60353503001	001	GAUGE PLATE	018

Textpage 10	SG 8 D	Lang. E	Spare parts list No. 036.98.3.1005	Device series (code No.) 90.091
----------------	---------------	------------	---------------------------------------	------------------------------------

No. in drawing	Order No.	Pcs.	Designation	From status.. onwards
x	x	x	x	x
16	60353100000	001	SHARPENER COMPL. FOR INCLINED CARRIAGE	013
	60353100001	001	SHARPENER COMPL. FOR HORIZONTAL CARRIAGE	015
	60353400000	001	SHARPENER COMPL. WITH UVV FOR INCLINED CARRIAGE	013
	60353400001	001	SHARPENER COMPL. WITH UVV FOR HORIZONTAL CARRIAGE	016
16-5652	60353100102	001	ADAPTER FOR INCLINED CARRIAGE	013
	60353100103	001	ADAPTER FOR HORIZONTAL CARRIAGE	
16-5653	57463000000	005	SELF-TAPPING SCREW ST 3.5X16Z1-F	013
16-5660	60230600101	001	CLAMPING PIECE	013
16-5661	56453180000	001	THREADED INSERT STANDARD M 6X9	013
16-5662	60510700015	001	STAR KNOB COMPL.	013
16-5663	40110102102	002	BOLT 7X1	013
16-5664	56805450000	001	OVAL-HEAD SCREW M 4X12	013
16-5665	56355140000	002	PARALLEL NOTCHED PIN 3 X14	013
16-5670	60223100201	001	STOP	013
16-5671	56764040000	001	WASHER 4.3	013
16-5672	56951100000	001	PAN HEAD SCREW M 4X10	013
16-5673	50828420000	001	PROTECTIVE PLUG GREY NO.610064	013
16-5674	95972950000	000	SCREW SEALING ADHESIVE 50ML LOCTITE 243	013
16-5675	56806490000	002	OVAL-HEAD SCREW M 4X30	013
16-5676	60353400300	002	NUT PLATE	013
16-9830	60220600100	001	SHARPENER PREASSEMBLED	018
16-9830-7203	60220600202	001	HOUSING	018
16-9830-7210	60220600500	001	BEARING BOLT WITH COLLAR	018
16-9830-7211	40110500001	001	PRESSURE SPRING 0110500001	018
16-9830-7212	56755650000	001	WASHER 6.4	018
16-9830-7213	57750400000	001	LOCK WASHER 4	018
16-9830-7214	60220600600	001	BEARING BOLT	018
16-9830-7215	40220600800	001	HANDWHEEL	018
16-9830-7216	56805720000	001	OVAL-HEAD SCREW M 6X30	018
16-9830-7217	56735640000	001	WASHER A 6.4	018
16-9830-7218	60220602600	001	SPACER BUSHING	018
16-9830-7220	56400860000	001	LOCK NUT M 6	018
16-9830-7221	60220600700	001	SHAFT	018
16-9830-7222	40220601000	001	PRESSURE SPRING 0.8X 6.3 X19	018
16-9830-7223	40220601100	001	WASHER	018
16-9830-7224	57750400000	001	LOCK WASHER 4	018
16-9830-7230	40220601200	002	LEAF SPRING	018
16-9830-7231	60220600900	001	COVER	018
16-9830-7235	40110500008	002	WASHER 6.3	018
16-9830-7236	60223401000	001	SHARPENING STONE	018
16-9830-7237	60223401100	001	HONING STONE	018
16-9830-7238	56728640000	002	WASHER A 6.4	018
16-9830-7239	56448600000	002	HEXAGON NUT FLAT-TYPE BM 6 LEFT	018
16-9830-7240	60220602201	001	COVER	018
16-9830-7241	60220602301	001	COVER	018
16-9830-7245	96002030000	000	MOLYKOTE LONGTHERM W 2	018

Bitte unbedingt 11 stellige **BESTELL-Nr.** angeben
Please always indicate 11 digit **Order No.**
Absolument nécessaire d'indiquer **No. de commande** (11 chiffres)
Favorisca specificarci sempre il **N. di ordine** a 11 cifre
Es imprescindible que citen el "**No. de pedido**" (11 guarismos)

Device series (code No.) 90.091	Spare parts list No. 036.98.3.1005	Lang. E	SG 8 D	Textpage 11
------------------------------------	---------------------------------------	------------	---------------	----------------

No. in drawing	Order No.	Pcs.	Designation	From status.. onwards
X	X	X	X	X
16-9831	60353400101	001	ADAPTER WITH UVV FOR INCLINED CARRIAGE	018
	60353400102	001	ADAPTER WITH UVV FOR HORIZONTAL CARRIAGE	018
16-9832	57463000000	005	SELF-TAPPING SCREW ST 3.5X16Z1-F	018
16-9833	60223400800	001	CLAMPING PIECE WITH SPACER	018
16-9834	56453180000	001	THREADED INSERT STANDARD M 6X9	018
16-9835	60510700015	001	STAR KNOB COMPL.	018
16-9836	56805460000	002	OVAL-HEAD SCREW M 4X16	018
16-9837	56739040000	002	WASHER A 4.3	018
16-9838	60223400600	002	NUT PLATE	018
16-9839	60353400201	001	MOUNTING	018
16-9840	56806510000	002	OVAL-HEAD SCREW M 4X40	018
16-9841	56951100000	001	PAN HEAD SCREW M 4X10	018
16-9842	50828420000	001	PROTECTIVE PLUG GREY NO.610064	018
16-9843	60223400500	001	CAP	018
16-9844	40220000201	002	PROTECTIVE PLUG 12.2 KNURLED	018
16-9845	95972950000	000	SCREW SEALING ADHESIVE 50ML LOCTITE 243	018
16-9846	57732680000	001	CHEESE-HEAD SCREW M 4X30	018
16-9874	56406040000	001	SQUARE NUT FLAT-TYPE M 4	018
19	60533600000	001	BLADE REMOVAL DEVICE	014
19-1	60530106000	000	BLADE 330 MM DIAMETER GERMAN ARMY	014
19-4	56083180000	002	THREADED PIN M 6X35	018
19-5	56087030000	002	STAR KNOB K 40 M 6	014
19-7	56456600000	004	HEXAGON NUT M 6	014

Textpage 12	SG 8 D	Lang. E	Spare parts list No. 036.98.3.1005	Device series (code No.) 90.091
----------------	---------------	------------	---------------------------------------	------------------------------------

No. in drawing	Order No.	Pcs.	Designation	From status.. onwards
x	x	x	x	x
20	60363800002	001	CLAMPING CARRIAGE	019
20-1	60363800101	001	CARRIAGE FOOT PREASSEMBLED	016
20-1-2	60364300200	001	CARRIAGE FOOT	014
20-1-4	60220400400	001	WASHER 13	014
20-1-5	60220400500	001	THREADED BOLT	014
20-1-6	57753800000	001	LOCK WASHER 8	014
20-1-7	56087070000	001	STAR KNOB K 63 M12	014
20-1-8	60220400300	001	BEARING BOLT	014
20-1-14	60350403300	001	SUPPORTING PIN PREASSEMBLED	014
20-1-14-4031	60350403400	001	SUPPORTING PIN SW 13X43	014
20-1-14-4032	60140104600	001	BOLT 10X4	014
20-1-22	60353600301	001	INTERMEDIATE PLATE HORIZONTAL CARRIAGE	014
20-1-23	57766060000	004	SPRING WASHER A 6	018
20-1-24	56805700000	004	OVAL-HEAD SCREW M 6X20	018
20-1-25	60354301100	001	SUPPORTING PIN	018
20-1-26	57766060000	001	SPRING WASHER A 6	016
20-1-27	56455600000	001	HEXAGON NUT M 6	014
20-1-28	60353800500	001	HANDLE	016
20-1-29	56755650000	002	WASHER 6.4	016
20-1-30	56806690000	001	OVAL-HEAD SCREW M 6X22	018
20-1-32	60360200200	001	BOLT 30X3	014
20-1-35	95972840000	000	SCREW SEALING ADHESIVE 50ML LOCTITE 648	014
20-1-36	95972950000	001	SCREW SEALING ADHESIVE 50ML LOCTITE 243	014
20-50	60364300603	001	SUPPORTING CARRIAGE ASSEMBLED	019
20-50-51	60364300702	001	CARRIAGE PLATE INCLINED CARRIAGE	
	60364302100	001	CARRIAGE PLATE	021
20-50-57	56008300000	001	THREADED BOLT FHS-M 4X15	019
20-50-60	60354300800	001	SLIDING BAR INCLINED CARRIAGE	014
20-50-61	60354301000	001	ADHESIVE FOIL	022
20-50-62	56739040000	005	WASHER A 4.3	
20-50-63	56400890000	005	LOCK NUT M 4	
20-50-64	60353600400	001	GUIDE BOLT	019
20-50-70	60353600801	001	BEARING AT THE FRONT	014
20-50-71	60353601001	001	BEARING AT THE REAR	014
20-50-72	57770350000	002	WOODRUFF KEY 3X5	014
20-50-73	57766060000	004	SPRING WASHER A 6	014
20-50-74	56455600000	004	HEXAGON NUT M 6	014

4

Bitte unbedingt 11 stellige **BESTELL-Nr.** angeben
Please always indicate 11 digit **Order No.**
Absolument nécessaire d'indiquer **No. de commande** (11 chiffres)
Favorisca specificarci sempre il **N. di ordine** a 11 cifre
Es imprescindible que citen el "**No. de pedido**" (11 guarismos)

Device series (code No.) 90.091	Spare parts list No. 036.98.3.1005	Lang. E	SG 8 D	Textpage 13
------------------------------------	---------------------------------------	------------	---------------	----------------

No. in drawing	Order No.	Pcs.	Designation	From status.. onwards
x	x	x	x	x
20-50-81	60353802000	001	GUIDE PREASSEMBLED STOP PIN	019
20-50-81-82	60353802100	001	GUIDE	019
20-50-81-83	50001170000	002	BUSHING 14X16X15	014
20-50-81-84	60353601300	001	THREADED BOLT	014
20-50-81-85	56087080000	001	STAR KNOB K 50 M 8	014
20-50-81-86	56083500000	001	THREADED PIN M 5X 8	014
20-50-81-87	60353601400	001	ARM	014
20-50-81-88	57767050000	002	SPRING WASHER A 5	019
20-50-81-89	57430200000	002	HEXAGON SCREW M 5X20	019
20-50-81-90	57120160000	001	SHOULDER STUD M 5X16	014
20-50-81-91	95972840000	000	SCREW SEALING ADHESIVE 50ML LOCTITE 648	014
20-50-81-92	60260206700	001	STOP	014
20-50-81-93	57442160000	001	COUNTERSUNK SCREW M 6X16	014
20-50-81-94	60354302901	001	SPRING BOLT	019
20-50-81-95	40110201104	001	PRESSURE SPRING 0110201104	016
20-50-81-96	56038100000	001	THREADED PIN M 8X10	016
20-50-81-97	56070470000	001	THREADED PIN M 4X 4X2.5	019
20-50-81-98	96055040000	000	OIL ISOFLEX TOPAS NB 5051	016
20-50-81-99	56739050000	002	WASHER A 5.3	019
20-50-81-100	57758620000	002	TOOTHED LOCK WASHER A 5.3	019
20-50-81-101	56395310000	001	W-SEALING RING INA G 6X10X 2	019
20-50-81-102	56187740000	001	PARALLEL PIN 4M6X20	019
20-50-97	60354301500	001	GUIDE SHAFT INCLINED	
20-50-98	60354301600	001	GUIDE SHAFT INCLINED	
20-50-99	60353601700	004	SHOCK ABSORBER	014
20-50-105	60353601800	001	CATCH	014
20-50-106	56740050000	001	WASHER A 5.3	014
20-50-107	56984510000	001	PAN HEAD SCREW M 5X 3	014
20-50-108	40110500012	001	PRESSURE SPRING 0110500012	014
20-50-109	56805440000	001	OVAL-HEAD SCREW M 4X12	014

Textpage 14	SG 8 D	Lang. E	Spare parts list No. 036.98.3.1005	Device series (code No.) 90.091
----------------	---------------	------------	---------------------------------------	------------------------------------

No. in drawing	Order No.	Pcs.	Designation	From status.. onwards
x	x	x	x	x
20-50-120	60353800702	001	SLIDER PROTECTING DEVICE + LEVER	019
20-50-120-121	60353603301	001	LEVER PREASSEMBLED	019
20-50-120-121-1	60353603400	001	LEVER	019
20-50-120-121-2	60260211001	001	LEVER HUB	019
20-50-120-121-3	50001150000	002	BUSHING 10X12X12	019
20-50-120-121-4	50001160000	002	BUSHING 12X14X15	019
20-50-120-121-5	56337160000	001	GROOVED PIN 5X16	019
20-50-120-121-6	60260206700	001	STOP	019
20-50-120-121-7	57630630000	001	COUNTERSUNK SCREW M 6X16	019
20-50-120-121-8	60260206803	001	BEARING BOLT	019
20-50-120-121-9	60353603500	001	BUSH	019
20-50-120-121-10	95972840000	000	SCREW SEALING ADHESIVE 50ML LOCTITE 648	019
20-50-120-121-11	95972950000	000	SCREW SEALING ADHESIVE 50ML LOCTITE 243	019
20-50-120-122	00110500002	001	WASHER 6.2	019
20-50-120-123	60260207003	001	SWITCH LEVER	019
20-50-120-125	40182400005	001	PRESSURE SPRING 0182400005	014
20-50-120-126	60220003700	001	STOP PIN	014
20-50-120-134	60353801600	001	SLIDER PROTECTING DEVICE COMPL.	016
20-50-120-141	60220401600	001	LOCK WASHER	014
20-50-120-142	60260207100	001	SHAFT	014
20-50-120-143	96055040000	000	OIL ISOFLEX TOPAS NB 5051	014
20-50-120-144	60220403800	001	WASHER	014
20-50-120-145	00110000074	005	WASHER	014
20-50-120-146	50001690000	001	CUP SPRING 21.8 X12.3X0.25	014
20-50-120-147	60260207200	001	CUP DISK	014
20-50-120-148	56444800000	001	HEXAGON NUT FLAT-TYPE BM 8	014
20-50-120-155	60260207301	001	GEAR WHEEL	014
20-50-120-156	60260212500	001	STOP	014
20-50-120-157	60260207502	001	COVER	014
20-50-120-158	57451200000	001	COUNTERSUNK SCREW M 4X10	019
20-50-120-159	60353801201	001	LEVER EXTENSION ASSEMBLED	016
20-50-120-159-1	60353801500	001	LEVER EXTENSION	018
20-50-120-159-2	57743740000	001	CHEESE-HEAD SCREW M 8X50	018
20-50-120-159-3	56739080000	002	WASHER A 8.4	018
20-50-120-159-4	60260212400	001	STOP PIN	018
20-50-120-159-5	60353801401	001	HANDLE	018
20-50-120-159-6	40220000801	001	PROTECTIVE PLUG 27.2 KNURLED	018
20-50-120-159-7	95972840000	000	SCREW SEALING ADHESIVE 50ML LOCTITE 648	018
20-50-120-160	60260211900	001	THRUST WASHER	014
20-50-120-161	60260212300	001	THRUST WASHER	014
20-50-120-163	57750010000	001	WASHER SR1947 6.2	014
20-50-120-164	56413060000	001	CAP NUT M 6	014
20-50-120-169	95972950000	000	SCREW SEALING ADHESIVE 50ML LOCTITE 243	014
20-50-120-170	95972840000	000	SCREW SEALING ADHESIVE 50ML LOCTITE 648	019

4

Bitte unbedingt 11 stellige **BESTELL-Nr.** angeben
Please always indicate 11 digit **Order No.**
Absolument nécessaire d'indiquer **No. de commande** (11 chiffres)
Favorisca specificarci sempre il **N. di ordine** a 11 cifre
Es imprescindible que citen el **"No. de pedido** (11 guarismos)

Device series (code No.) 90.091	Spare parts list No. 036.98.3.1005	Lang. E	SG 8 D	Textpage 15
------------------------------------	---------------------------------------	------------	---------------	----------------

No. in drawing	Order No.	Pcs.	Designation	From status.. onwards
x	x	x	x	x
20-50-175	60220001100	002	THRUST WASHER	014
20-50-176	60260212200	006	WASHER	019
20-50-177	60353602300	001	SHAFT	014
20-50-178	56336240000	001	GROOVED PIN 4X24	
20-50-184	60353602401	001	SUPPORTING PLATE COMPL.	019
20-50-184-185	60353602501	001	SUPPORTING PLATE	019
20-50-184-186	60530200028	001	THREADED BUSHING	014
20-50-184-187	60260208200	004	SLIDING WASHER	014
20-50-184-188	95972840000	000	SCREW SEALING ADHESIVE 50ML LOCTITE 648	019
20-196	57766060000	004	SPRING WASHER A 6	
20-197	56455600000	004	HEXAGON NUT M 6	
20-206	56984510000	001	PAN HEAD SCREW M 5X 3	019
20-207	60353602600	001	PUSH ROD	014
20-208	56086060000	001	CONE KNOB GN 419 20 M 6	014
20-209	95972840000	000	SCREW SEALING ADHESIVE 50ML LOCTITE 648	019
20-216	40350402900	001	ADHESIVE FOIL L=321 /W=77	
20-217	60350401901	001	REAR WALL SMALL THUMB GUARD 150MM WIDE	014
20-218	56764040000	004	WASHER 4.3	014
20-219	57766040000	004	SPRING WASHER A 4	014
20-220	56455400000	004	HEXAGON NUT M 4	014
20-221	60350404201	001	SHIELD COMPL.	014
20-227	40220000201	002	PROTECTIVE PLUG 12.2 KNURLED	014
20-228	40140200901	004	PROTECTIVE PLUG 20.2 KNURLED	014
20-229	60353603200	004	WASHER WITH FOIL 18X1.5	016
20-230	96055040000	000	OIL ISOFLEX TOPAS NB 5051	019
20-235	60364301701	001	REMNANT HOLDER COMPL.	019
20-236	60363600900	001	GUIDE SHAFT	014
20-237	57451200000	001	COUNTERSUNK SCREW M 4X10	019
20-238	60364300900	001	PRODUCT FIXATION DEVICE ASSEMBLED	014
20-238-1	60260210402	001	SLIDER	018
20-238-2	60364301000	001	PRODUCT FIXATION DEVICE	014
20-238-5	56269330000	001	ROUND-HEADED NOTCHED NAIL 3X6	014
20-238-6	56923120000	002	COUNTERSUNK SCREW M 4X12	014
20-238-7	95972950000	001	SCREW SEALING ADHESIVE 50ML LOCTITE 243	
20-238-8	56047610000	001	THREADED PIN M 6X 8	014

Textpage 16	SG 8 D	Lang. E	Spare parts list No. 036.98.3.1005	Device series (code No.) 90.091
----------------	---------------	------------	---------------------------------------	------------------------------------

No. in drawing	Order No.	Pcs.	Designation	From status.. onwards
x	x	x	x	x
21	60363600002	001	CLAMPING CARRIAGE	022
21-1	60363600102	001	CARRIAGE FOOT PREASSEMBLED	022
21-1-2	60363600200	001	CARRIAGE FOOT	022
21-1-4	60220400400	001	WASHER 13	022
21-1-5	60220400500	001	THREADED BOLT	022
21-1-6	57753800000	001	LOCK WASHER 8	022
21-1-7	56087070000	001	STAR KNOB K 63 M12	022
21-1-8	60220400300	001	BEARING BOLT	022
21-1-14	60350403300	001	SUPPORTING PIN PREASSEMBLED	022
21-1-14-4031	60350403400	001	SUPPORTING PIN SW 13X43	022
21-1-14-4032	60140104600	001	BOLT 10X4	022
21-1-22	60353600302	001	INTERMEDIATE PLATE	
21-1-24	57766060000	005	SPRING WASHER A 6	022
21-1-25	56805710000	004	OVAL-HEAD SCREW M 6X25	
21-1-26	60353600400	001	GUIDE BOLT	022
21-1-27	56455600000	001	HEXAGON NUT M 6	022
21-1-28	56755650000	002	WASHER 6.4	022
21-1-29	56806690000	001	OVAL-HEAD SCREW M 6X22	
21-1-30	60353800500	001	HANDLE	
21-1-32	60360200200	001	BOLT 30X3	022
21-1-35	95972840000	000	SCREW SEALING ADHESIVE 50ML LOCTITE 648	022
21-1-36	95972950000	000	SCREW SEALING ADHESIVE 50ML LOCTITE 243	022
21-50	60363600602	001	SUPPORTING CARRIAGE ASSEMBLED	022
21-50-51	60363600701	001	CARRIAGE PLATE	022
21-50-57	56008300000	001	THREADED BOLT FHS-M 4X15	022
21-50-58	60260210300	001	SLEEVE	022
21-50-59	95972950000	000	SCREW SEALING ADHESIVE 50ML LOCTITE 243	022
21-50-60	60231300300	001	SLIDING BAR	022
21-50-61	60231301600	001	ADHESIVE FOIL	022
21-50-62	56739040000	005	WASHER A 4.3	022
21-50-63	56400890000	005	LOCK NUT M 4	022
21-50-64	60353600400	001	GUIDE BOLT	
21-50-70	60353600801	001	BEARING AT THE FRONT	022
21-50-71	60353601001	001	BEARING AT THE REAR	022
21-50-72	57770350000	002	WOODRUFF KEY 3X5	022
21-50-73	57766060000	004	SPRING WASHER A 6	022
21-50-74	56455600000	004	HEXAGON NUT M 6	022

4

Bitte unbedingt 11 stellige **BESTELL-Nr.** angeben
Please always indicate 11 digit **Order No.**
Absolument nécessaire d'indiquer **No. de commande** (11 chiffres)
Favorisca specificarci sempre il **N. di ordine** a 11 cifre
Es imprescindible que citen el "**No. de pedido**" (11 guarismos)

Device series (code No.) 90.091	Spare parts list No. 036.98.3.1005	Lang. E	SG 8 D	Textpage 17
------------------------------------	---------------------------------------	------------	---------------	----------------

No. in drawing	Order No.	Pcs.	Designation	From status.. onwards
x	x	x	x	x
21-50-81	60353802000	001	GUIDE PREASSEMBLED STOP PIN	022
21-50-81-82	60353802100	001	GUIDE	022
21-50-81-83	50001170000	002	BUSHING 14X16X15	022
21-50-81-84	60353601300	001	THREADED BOLT	022
21-50-81-85	56087080000	001	STAR KNOB K 50 M 8	022
21-50-81-86	56083500000	001	THREADED PIN M 5X 8	022
21-50-81-87	60353601400	001	ARM	022
21-50-81-88	57767050000	002	SPRING WASHER A 5	022
21-50-81-89	57430200000	002	HEXAGON SCREW M 5X20	022
21-50-81-90	57120160000	001	SHOULDER STUD M 5X16	022
21-50-81-91	95972840000	000	SCREW SEALING ADHESIVE 50ML LOCTITE 648	022
21-50-81-92	60260206700	001	STOP	022
21-50-81-93	57442160000	001	COUNTERSUNK SCREW M 6X16	022
21-50-81-94	60354302901	001	SPRING BOLT	022
21-50-81-95	40110201104	001	PRESSURE SPRING 0110201104	022
21-50-81-96	56038100000	001	THREADED PIN M 8X10	022
21-50-81-97	56070470000	001	THREADED PIN M 4X 4X2.5	022
21-50-81-98	96055040000	000	OIL ISOFLEX TOPAS NB 5051	022
21-50-81-99	56739050000	002	WASHER A 5.3	022
21-50-81-100	57758620000	002	TOOTHED LOCK WASHER A 5.3	022
21-50-81-101	56395310000	001	W-SEALING RING INA G 6X10X 2	022
21-50-81-102	56187740000	001	PARALLEL PIN 4M6X20	022
21-50-97	60353601500	001	GUIDE SHAFT	022
21-50-98	60353601600	001	GUIDE SHAFT	022
21-50-99	60353601700	002	SHOCK ABSORBER	022
21-50-105	60353601800	001	CATCH	022
21-50-106	56740050000	001	WASHER A 5.3	022
21-50-107	56984510000	001	PAN HEAD SCREW M 5X 3	022
21-50-108	40110500012	001	PRESSURE SPRING 0110500012	022
21-50-109	56805440000	001	OVAL-HEAD SCREW M 4X12	022

Textpage 18	SG 8 D	Lang. E	Spare parts list No. 036.98.3.1005	Device series (code No.) 90.091
----------------	---------------	------------	---------------------------------------	------------------------------------

No. in drawing	Order No.	Pcs.	Designation	From status.. onwards
x	x	x	x	x
21-50-120	60353602002	001	GUARD PLATE + LEVER	022
21-50-120-121	60353603301	001	LEVER PREASSEMBLED	022
21-50-120-121-1	60353603400	001	LEVER	022
21-50-120-121-2	60260211001	001	LEVER HUB	022
21-50-120-121-3	50001150000	002	BUSHING 10X12X12	022
21-50-120-121-4	50001160000	002	BUSHING 12X14X15	022
21-50-120-121-5	56337160000	001	GROOVED PIN 5X16	022
21-50-120-121-6	60260206700	001	STOP	022
21-50-120-121-7	57630630000	001	COUNTERSUNK SCREW M 6X16	022
21-50-120-121-8	60260206803	001	BEARING BOLT	022
21-50-120-121-9	60353603500	001	BUSH	022
21-50-120-121-10	95972840000	000	SCREW SEALING ADHESIVE 50ML LOCTITE 648	022
21-50-120-121-11	95972950000	000	SCREW SEALING ADHESIVE 50ML LOCTITE 243	022
21-50-120-122	00110500002	001	WASHER 6.2	022
21-50-120-123	60260207003	001	SWITCH LEVER ONLY IN CONJ. W. BEAR. BOLT 60260207003	022
21-50-120-125	40182400005	001	PRESSURE SPRING 0182400005	022
21-50-120-126	60220003700	001	STOP PIN	022
21-50-120-134	60353602100	001	GUARD PLATE COMPL.	022
21-50-120-141	60220401600	001	LOCK WASHER	022
21-50-120-142	60260207100	001	SHAFT	022
21-50-120-143	96055040000	000	OIL ISOFLEX TOPAS NB 5051	022
21-50-120-144	60220403800	001	WASHER	022
21-50-120-145	00110000074	003	WASHER	022
21-50-120-146	50001690000	001	CUP SPRING 21.8 X12.3X0.25	022
21-50-120-147	60260207200	001	CUP DISK	022
21-50-120-148	56444800000	001	HEXAGON NUT FLAT-TYPE BM 8	022
21-50-120-155	60260207301	001	GEAR WHEEL	022
21-50-120-156	60260212500	001	STOP	022
21-50-120-157	60260207502	001	COVER	022
21-50-120-158	57451200000	001	COUNTERSUNK SCREW M 4X10	022
21-50-120-159	60260211401	001	LEVER EXTENSION ASSEMBLED	022
21-50-120-159-1	60260207602	001	LEVER EXTENSION	022
21-50-120-159-2	56046530000	001	THREADED PIN M 10X35	022
21-50-120-159-3	60260212400	001	STOP PIN	022
21-50-120-159-4	56086100000	001	CYLINDRICAL HANDLE GN519 28 M10	022
21-50-120-159-5	95972950000	000	SCREW SEALING ADHESIVE 50ML LOCTITE 243	022
21-50-120-159-6	95972840000	000	SCREW SEALING ADHESIVE 50ML LOCTITE 648	022
21-50-120-160	60260211900	001	THRUST WASHER	022
21-50-120-161	60260212300	001	THRUST WASHER	022
21-50-120-162	60260207800	001	BEARING NUT	022
21-50-120-163	57750010000	001	WASHER SR1947 6.2	022
21-50-120-164	56413060000	001	CAP NUT M 6	022
21-50-120-169	95972950000	000	SCREW SEALING ADHESIVE 50ML LOCTITE 243	022
21-50-120-170	95972840000	000	SCREW SEALING ADHESIVE 50ML LOCTITE 648	022

4

Bitte unbedingt 11 stellige **BESTELL-Nr.** angeben
Please always indicate 11 digit **Order No.**
Absolument nécessaire d'indiquer **No. de commande** (11 chiffres)
Favorisca specificarci sempre il **N. di ordine** a 11 cifre
Es imprescindible que citen el "**No. de pedido**" (11 guarismos)

Device series (code No.) 90.091	Spare parts list No. 036.98.3.1005	Lang. E	SG 8 D	Textpage 19
------------------------------------	---------------------------------------	------------	---------------	----------------

No. in drawing	Order No.	Pcs.	Designation	From status.. onwards
x	x	x	x	x
21-50-175	60220001100	002	THRUST WASHER	022
21-50-176	60260212200	006	WASHER	022
21-50-177	60353602300	001	SHAFT	022
21-50-178	56336240000	001	GROOVED PIN 4X24	022
21-50-184	60353602401	001	SUPPORTING PLATE COMPL.	022
21-50-184-185	60353602501	001	SUPPORTING PLATE	022
21-50-184-186	60530200028	001	THREADED BUSHING	022
21-50-184-187	60260208200	004	SLIDING WASHER	022
21-50-184-188	95972840000	000	SCREW SEALING ADHESIVE 50ML LOCTITE 648	022
21-196	57766060000	004	SPRING WASHER A 6	022
21-197	56455600000	004	HEXAGON NUT M 6	022
21-206	56984510000	001	PAN HEAD SCREW M 5X 3	022
21-207	60353602600	001	PUSH ROD	022
21-208	56086060000	001	CONE KNOB GN 419 20 M 6	022
21-209	95972840000	000	SCREW SEALING ADHESIVE 50ML LOCTITE 648	022
21-216	60353602800	001	ADHESIVE FOIL	022
21-217	60353602700	001	REAR WALL	022
21-218	56764040000	004	WASHER 4.3	022
21-219	57766040000	004	SPRING WASHER A 4	022
21-220	56455400000	004	HEXAGON NUT M 4	022
21-221	60260208900	001	SHIELD COMPL.	022
21-227	40220000201	002	PROTECTIVE PLUG 12.2 KNURLED	022
21-228	40140200901	004	PROTECTIVE PLUG 20.2 KNURLED	022
21-229	56777180000	004	WASHER 18	022
21-230	96055040000	000	OIL ISOFLEX TOPAS NB 5051	022
21-235	60364301701	001	REMNANT HOLDER COMPL.	022
21-236	60363600900	001	GUIDE SHAFT	022
21-237	57451200000	001	COUNTERSUNK SCREW M 4X10	022
21-238	60260211301	001	PRODUCT FIXATION DEVICE ASSEMBLED	022
21-238-293	60260210402	001	SLIDER	022
21-238-294	60260210501	001	PRODUCT FIXATION DEVICE	022
21-238-297	56269330000	001	ROUND-HEADED NOTCHED NAIL 3X6	022
21-238-298	56923120000	002	COUNTERSUNK SCREW M 4X12	022
21-238-299	95972950000	000	SCREW SEALING ADHESIVE 50ML LOCTITE 243	022
21-238-300	56047610000	001	THREADED PIN M 6X 8	022

Textpage 20	SG 8 D	Lang. E	Spare parts list No. 036.98.3.1005	Device series (code No.) 90.091
----------------	---------------	------------	---------------------------------------	------------------------------------

No. in drawing	Order No.	Pcs.	Designation	From status.. onwards
x	x	x	x	x
22	60361600001	001	CARRIAGE SG8D, GERMAN ARMY VERSION	022
22-1	60361600101	001	CARRIAGE FOOT PREASSEMBLED	022
22-1-1	60361600200	001	CARRIAGE FOOT	022
22-1-3	60220400400	001	WASHER 13	022
22-1-4	60220400500	001	THREADED BOLT	022
22-1-5	57753800000	001	LOCK WASHER 8	022
22-1-6	56087070000	001	STAR KNOB K 63 M12	022
22-1-8	60220400300	001	BEARING BOLT	022
22-1-9	60360200200	001	BOLT 30X3	022
22-1-10	60350403300	001	SUPPORTING PIN PREASSEMBLED	022
22-1-10-4031	60350403400	001	SUPPORTING PIN SW 13X43	022
22-1-10-4032	60140104600	001	BOLT 10X4	022
22-1-11	60361600502	001	INTERMEDIATE PLATE	
22-1-12	56735640000	004	WASHER A 6.4	022
22-1-13	57766060000	004	SPRING WASHER A 6	022
22-1-14	57736300000	004	CHEESE-HEAD SCREW M 6X30	022
22-1-15	60351600400	001	BAR	022
22-1-17	57630630000	002	COUNTERSUNK SCREW M 6X16	
22-1-19	60364302500	002	SPACER BUSHING	
22-1-20	56086100000	001	CYLINDRICAL HANDLE GN519 28 M10	022
22-1-21	56046530000	001	THREADED PIN M 10X35	
22-1-22	95972840000	000	SCREW SEALING ADHESIVE 50ML LOCTITE 648	022
22-1-23	95972950000	000	SCREW SEALING ADHESIVE 50ML LOCTITE 243	022
22-2	60361600301	001	CARRIAGE PLATE PREASSEMBLED	022
22-4	60360500400	001	REAR WALL	022
22-5	56413040000	005	CAP NUT M 4	022
22-6	60360500500	001	FLAT MATERIAL PREASSEMBLED	022
4 22-6-2	60360500700	001	GUIDE PREASSEMBLED	022
22-6-2-1	60360500800	001	GUIDE	022
22-6-2-2	50001160000	002	BUSHING 12X14X15	022
22-6-3	60360501000	001	ROLLER	022
22-6-4	60360501100	001	BEARING BOLT	022
22-6-5	00112000037	001	WASHER 9.1	022
22-6-6	57753800000	001	LOCK WASHER 8	022
22-6-7	56765040000	001	WASHER 4.3	022
22-6-8	60360502600	001	LOCKING LEVER	022
22-6-9	57429100000	001	HEXAGON SCREW M 4X10	022
22-6-10	95972840000	000	SCREW SEALING ADHESIVE 50ML LOCTITE 648	022
22-6-11	57743390000	001	CHEESE-HEAD SCREW M 6X12	022
22-6-12	50001820000	001	CONTROL LEVER KNOB C 20 M 6	022

Bitte unbedingt 11 stellige **BESTELL-Nr.** angeben
Please always indicate 11 digit **Order No.**
Absolument nécessaire d'indiquer **No. de commande** (11 chiffres)
Favorisca specificarci sempre il **N. di ordine** a 11 cifre
Es imprescindible que citen el "**No. de pedido**" (11 guarismos)

Device series (code No.) 90.091	Spare parts list No. 036.98.3.1005	Lang. E	SG 8 D	Textpage 21
------------------------------------	---------------------------------------	------------	---------------	----------------

No. in drawing	Order No.	Pcs.	Designation	From status.. onwards
x	x	x	x	x
22-7	60360503900	006	SPACER RING 4.3X10.1X5	022
22-8	40110201007	001	SHOCK ABSORBER THICKNESS 3	022
22-9	40110201004	001	SHOCK ABSORBER THICKNESS 1	022
22-10	60360501200	002	GUIDE SHAFT	022
22-11	57431160000	004	HEXAGON SCREW M 6X16	022
22-12	95943740000	000	ADHESIVE TECHNICOLL 8055 850G	022
22-13	60360501400	002	REMNANT HOLDER WELDED	022
22-14	56086260000	002	CONTROL LEVER KNOB C 25 M 6	022
22-15	56046250000	002	THREADED PIN M 6X25	022
22-16	95972840000	000	SCREW SEALING ADHESIVE 50ML LOCTITE 648	022
22-17	60360501700	001	FLAT MATERIAL	022
22-18	56806420000	001	OVAL-HEAD SCREW M 4X 8	022
22-19	56739060000	002	WASHER A 6.4	022
22-20	60360502900	002	REMNANT HOLDER GUIDE	022
22-20-5	60220405001	001	CLAMP HANDLE WELDED	022
22-20-5-4140	40220402000	001	CLAMP HANDLE	022
22-20-5-4141	40220402100	001	COVER	022
22-21	57451530000	002	COUNTERSUNK SCREW M 5X12	022
22-22	56777100000	002	WASHER 10	022
22-23	60360503600	001	RULER ASSEMBLED	022
22-23-1	60360503300	001	RULER PREASSEMBLED	022
22-23-2	60360503000	002	SPACER RING	022
22-23-4	60360504100	001	GUIDE PLATE COMPL.	022
22-23-5	60351200400	001	PRESSING SCREW M 6X24	022
22-23-6	60351200500	001	THRUST PIECE	022
22-23-7	60220405001	001	CLAMP HANDLE WELDED	022
22-23-7-4140	40220402000	001	CLAMP HANDLE	022
22-23-7-4141	40220402100	001	COVER	022
22-23-9	95972840000	000	SCREW SEALING ADHESIVE 50ML LOCTITE 648	022
22-23-10	57442170000	002	COUNTERSUNK SCREW M 6X20	022
22-23-11	40530203300	001	SLIDE PIECE	022
22-23-12	40530203200	001	PUSHBUTTON	022
22-25	56766000000	004	WASHER A 6.5	022
22-26	56400870000	004	LOCK NUT M 6	022
22-27	40140200901	004	PROTECTIVE PLUG 20.2 KNURLED	022
22-30	40110201007	003	SHOCK ABSORBER THICKNESS 3	022

Textpage 22	SG 8 D	Lang. E	Spare parts list No. 036.98.3.1005	Device series (code No.) 90.091
----------------	---------------	------------	---------------------------------------	------------------------------------

No. in drawing	Order No.	Pcs.	Designation	From status.. onwards
x	x	x	x	x
23	60364300005	001	CLAMPING CARRIAGE	022
23-1	60364300102	001	CARRIAGE FOOT PREASSEMBLED	022
23-1-2	60364300200	001	CARRIAGE FOOT	022
23-1-4	60220400400	001	WASHER 13	022
23-1-5	60220400500	001	THREADED BOLT	022
23-1-6	57753800000	001	LOCK WASHER 8	022
23-1-7	56087070000	001	STAR KNOB K 63 M12	022
23-1-8	60220400300	001	BEARING BOLT	022
23-1-14	60350403300	001	SUPPORTING PIN PREASSEMBLED	022
23-1-14-4031	60350403400	001	SUPPORTING PIN SW 13X43	022
23-1-14-4032	60140104600	001	BOLT 10X4	022
23-1-22	60354300301	001	INTERMEDIATE PLATE	022
23-1-24	57766060000	004	SPRING WASHER A 6	022
23-1-25	56805700000	004	OVAL-HEAD SCREW M 6X20	022
23-1-28	60354300401	001	BAR HANDLE	022
23-1-29	56046530000	001	THREADED PIN M 10X35	022
23-1-30	56086100000	001	CYLINDRICAL HANDLE GN519 28 M10	022
23-1-31	56755650000	002	WASHER 6.4	022
23-1-33	57431160000	002	HEXAGON SCREW M 6X16	022
23-1-34	60354301100	001	SUPPORTING PIN	022
23-1-35	57766060000	001	SPRING WASHER A 6	022
23-1-36	56455600000	001	HEXAGON NUT M 6	022
23-1-37	95972840000	000	SCREW SEALING ADHESIVE 50ML LOCTITE 648	022
23-1-38	95972950000	000	SCREW SEALING ADHESIVE 50ML LOCTITE 243	022
23-1-39	60360200200	001	BOLT 30X3	022
23-50	60364302001	001	SUPPORTING CARRIAGE ASSEMBLED	022
23-50-51	60364302101	001	CARRIAGE PLATE	022
23-50-57	56008300000	001	THREADED BOLT FHS-M 4X15	
23-50-58	60260210300	001	SLEEVE	
23-50-59	95972950000	001	SCREW SEALING ADHESIVE 50ML LOCTITE 243	
23-50-60	60354300800	001	SLIDING BAR	022
23-50-61	60354301000	001	ADHESIVE FOIL	022
23-50-62	56739040000	004	WASHER A 4.3	022
23-50-63	56400890000	004	LOCK NUT M 4	022
23-50-70	60353600801	001	BEARING AT THE FRONT	022
23-50-71	60353601001	001	BEARING AT THE REAR	022
23-50-72	57770350000	002	WOODRUFF KEY 3X5	022
23-50-73	57766060000	004	SPRING WASHER A 6	022
23-50-74	56455600000	004	HEXAGON NUT M 6	022
23-50-97	60354303401	001	GUIDE SHAFT	022
23-50-98	60354303501	001	GUIDE SHAFT	022
23-50-99	60353601700	004	SHOCK ABSORBER	022
23-50-105	60353601800	001	CATCH	022
23-50-106	56740050000	001	WASHER A 5.3	022
23-50-107	56984510000	001	PAN HEAD SCREW M 5X 3	022
23-50-108	40110500012	001	PRESSURE SPRING 0110500012	022
23-50-109	56805440000	001	OVAL-HEAD SCREW M 4X12	022

4

Bitte unbedingt 11 stellige **BESTELL-Nr.** angeben
Please always indicate 11 digit **Order No.**
Absolument nécessaire d'indiquer **No. de commande** (11 chiffres)
Favorisca specificarci sempre il **N. di ordine** a 11 cifre
Es imprescindible que citen el **"No. de pedido** (11 guarismos)

Device series (code No.) 90.091	Spare parts list No. 036.98.3.1005	Lang. E	SG 8 D	Textpage 23
------------------------------------	---------------------------------------	------------	---------------	----------------

No. in drawing	Order No.	Pcs.	Designation	From status.. onwards
x	x	x	x	x
23-50-120	60353800702	001	SLIDER PROTECTING DEVICE + LEVER	022
23-50-120-121	60353603301	001	LEVER PREASSEMBLED	022
23-50-120-121-1	60353603400	001	LEVER	022
23-50-120-121-2	60260211001	001	LEVER HUB	022
23-50-120-121-3	50001150000	002	BUSHING 10X12X12	022
23-50-120-121-4	50001160000	002	BUSHING 12X14X15	022
23-50-120-121-5	56337160000	001	GROOVED PIN 5X16	022
23-50-120-121-6	60260206700	001	STOP	022
23-50-120-121-7	57630630000	001	COUNTERSUNK SCREW M 6X16	022
23-50-120-121-8	60260206803	001	BEARING BOLT	022
23-50-120-121-9	60353603500	001	BUSH	022
23-50-120-121-10	95972840000	000	SCREW SEALING ADHESIVE 50ML LOCTITE 648	022
23-50-120-121-11	95972950000	000	SCREW SEALING ADHESIVE 50ML LOCTITE 243	022
23-50-120-122	00110500002	001	WASHER 6.2	022
23-50-120-123	60260207003	001	SWITCH LEVER	022
23-50-120-125	40182400005	001	PRESSURE SPRING 0182400005	022
23-50-120-126	60220003700	001	STOP PIN	022
23-50-120-134	60353801600	001	SLIDER PROTECTING DEVICE COMPL.	022
23-50-120-141	60220401600	001	LOCK WASHER	022
23-50-120-142	60260207100	001	SHAFT	022
23-50-120-143	96055040000	000	OIL ISOFLEX TOPAS NB 5051	022
23-50-120-144	60220403800	001	WASHER	022
23-50-120-145	00110000074	003	WASHER	022
23-50-120-146	50001690000	001	CUP SPRING 21.8 X12.3X0.25	022
23-50-120-147	60260207200	001	CUP DISK	022
23-50-120-148	56444800000	001	HEXAGON NUT FLAT-TYPE BM 8	022
23-50-120-155	60260207301	001	GEAR WHEEL	022
23-50-120-156	60260212500	001	STOP	022
23-50-120-157	60260207502	001	COVER	022
23-50-120-158	57451200000	001	COUNTERSUNK SCREW M 4X10	022
23-50-120-159	60353801201	001	LEVER EXTENSION ASSEMBLED	022
23-50-120-159-1	60353801500	001	LEVER EXTENSION	022
23-50-120-159-2	57743740000	001	CHEESE-HEAD SCREW M 8X50	022
23-50-120-159-3	56739080000	002	WASHER A 8.4	022
23-50-120-159-4	60260212400	001	STOP PIN	022
23-50-120-159-5	60353801401	001	HANDLE	022
23-50-120-159-6	40220000801	001	PROTECTIVE PLUG 27.2 KNURLED	022
23-50-120-159-7	95972840000	000	SCREW SEALING ADHESIVE 50ML LOCTITE 648	022
23-50-120-160	60260211900	001	THRUST WASHER	022
23-50-120-161	60260212300	001	THRUST WASHER	022
23-50-120-162	60260207800	001	BEARING NUT	022
23-50-120-163	57750010000	001	WASHER SR1947 6.2	022
23-50-120-164	56413060000	001	CAP NUT M 6	022
23-50-120-169	95972950000	000	SCREW SEALING ADHESIVE 50ML LOCTITE 243	022
23-50-120-170	95972840000	000	SCREW SEALING ADHESIVE 50ML LOCTITE 648	022

Textpage 24	SG 8 D	Lang. E	Spare parts list No. 036.98.3.1005	Device series (code No.) 90.091
----------------	---------------	------------	---------------------------------------	------------------------------------

No. in drawing	Order No.	Pcs.	Designation	From status.. onwards
X	X	X	X	X
23-50-175	60220001100	002	THRUST WASHER	022
23-50-176	60260212200	006	WASHER	022
23-50-177	60353602300	001	SHAFT	022
23-50-178	56336240000	001	GROOVED PIN 4X24	022
23-50-184	60364302600	001	SUPPORTING PLATE COMPL.	022
23-50-184-185	60364302700	001	SUPPORTING PLATE	022
23-50-184-186	60530200028	001	THREADED BUSHING	022
23-50-184-187	60260208200	004	SLIDING WASHER	022
23-50-191	57755040000	001	SPRING WASHER B 4	022
23-50-192	57755050000	001	SPRING WASHER B 5	022
23-196	57766060000	004	SPRING WASHER A 6	022
23-197	56455600000	004	HEXAGON NUT M 6	022
23-206	56984510000	001	PAN HEAD SCREW M 5X 3	022
23-207	60353602600	001	PUSH ROD	022
23-208	56086060000	001	CONE KNOB GN 419 20 M 6	022
23-209	95972840000	000	SCREW SEALING ADHESIVE 50ML LOCTITE 648	022
23-216	40350402900	001	ADHESIVE FOIL	022
23-217	60350401901	001	REAR WALL SMALL	022
23-218	56764040000	002	WASHER 4.3	022
23-219	57766040000	004	SPRING WASHER A 4	022
23-220	56455400000	004	HEXAGON NUT M 4	022
23-221	60350404201	001	SHIELD COMPL.	022
23-227	40220000201	002	PROTECTIVE PLUG 12.2 KNURLED	022
23-228	40140200901	004	PROTECTIVE PLUG 20.2 KNURLED	022
23-229	56777180000	004	WASHER 18	022
23-230	96055040000	000	OIL ISOFLEX TOPAS NB 5051	022
23-235	60364301701	001	REMNANT HOLDER COMPL.	022
23-236	60363600900	001	GUIDE SHAFT	022
23-237	57451200000	001	COUNTERSUNK SCREW M 4X10	022
23-238	60364302201	001	PRODUCT FIXATION DEVICE ASSEMBLED	022
23-238-1	60260210402	001	SLIDER	022
23-238-2	60364302301	001	PRODUCT FIXATION DEVICE	022
23-238-5	56269330000	001	ROUND-HEADED NOTCHED NAIL 3X6	022
23-238-6	56923120000	002	COUNTERSUNK SCREW M 4X12	022
23-238-7	95972950000	001	SCREW SEALING ADHESIVE 50ML LOCTITE 243	022
23-238-8	56047610000	001	THREADED PIN M 6X 8	022
25	60353602900	001	STOP	014
26	57630540000	002	COUNTERSUNK SCREW M 5X16	014
27	95972840000	001	SCREW SEALING ADHESIVE 50ML LOCTITE 648	014
28	50002310000	001	PROTECTIVE PLUG M5 TL-4-044	014
	56359360000	001	PARALLEL NOTCHED PIN 4 X10	014

Bitte unbedingt 11 stellige **BESTELL-Nr.** angeben
Please always indicate 11 digit **Order No.**
Absolument nécessaire d'indiquer **No. de commande** (11 chiffres)
Favorisca specificarci sempre il **N. di ordine** a 11 cifre
Es imprescindible que citen el "**No. de pedido**" (11 guarismos)

Device series (code No.) 90.091	Spare parts list No. 036.98.3.1005	Lang. E	SG 8 D	Textpage 25
------------------------------------	---------------------------------------	------------	---------------	----------------

No. in drawing	Order No.	Pcs.	Designation	From status.. onwards
X	X	X	X	X
		001	DRIVE COMPL.	020
30-1	60361300103	001	DRIVE HOUSING	014
30-2	56359560000	002	PARALLEL NOTCHED PIN 4 X16	013
30-5	57690120000	002	CHEESE-HEAD SCREW M 8X12	013
30-6	60361301300	001	SLEEVE	014
30-11	60361300900	001	GEAR MOTOR PREASSEMBLED 94008900005 CARBON BRUSH K17 5X8X18	013
30-11-2	60360302300	001	FLANGE	013
30-11-3	56357250000	001	PARALLEL NOTCHED PIN 5 X30	013
30-12	57766060000	004	SPRING WASHER A 6	013
30-13	57347200000	004	HEXAGON SCREW M 6X20	013
30-16	60360303700	001	CRANK PREASSEMBLED	013
30-21	57451670000	003	COUNTERSUNK SCREW M 6X20	013
30-26	60510300144	001	BEARING BUSHING COMPL.	013
30-26-2	60510300005	001	BEARING BUSHING	013
30-26-4	57778720000	002	CIRCLIP IV 42X1.75	013
30-26-6	56360940000	002	GROOVED BALL BEARING 6004-2RS	013
30-32	60360303900	001	COUPLING PISTON ROD PREASSEMBLED	013
30-36	60360302800	001	WASHER	013
30-37	57451530000	001	COUNTERSUNK SCREW M 5X12	013
30-39	57451670000	004	COUNTERSUNK SCREW M 6X20	013
30-43	60360311000	001	BEARING PREASSEMBLED	013
30-43-45	56360610000	002	GROOVED BALL BEARING 6001-2Z	013
30-43-46	57775280000	002	CIRCLIP I 28X1.2	013
30-47	60360302800	001	WASHER	013
30-48	57451550000	001	COUNTERSUNK SCREW M 5X16	013
30-49	40360305500	001	PRESSURE SPRING 2X10X30	013
30-51	60360309300	001	COUPLING ARM COMPL.	013
30-56	56350080000	002	PARALLEL NOTCHED PIN 2 X 8	013
30-58	60360310300	001	CHEESE-HEAD SCREW M 8X50	013
30-59	56709960000	001	SHIM 12X18X0.5	013
30-60	60360310700	001	FLANGE BUSHING 8.4X12X8	013
30-61	60260303400	002	CLAMPING PIECE ASSEMBLED	
30-64	60360310100	001	PISTON ROD PREASSEMBLED	
30-67	60360306000	001	WASHER 22	013
30-68	60360302800	001	WASHER	
30-69	57451530000	002	COUNTERSUNK SCREW M 5X12	013
30-76	60360314200	001	COUPLING, ASSEMBLED	014

Textpage 26	SG 8 D	Lang. E	Spare parts list No. 036.98.3.1005	Device series (code No.) 90.091
----------------	---------------	------------	---------------------------------------	------------------------------------

No. in drawing	Order No.	Pcs.	Designation	From status.. onwards
x	x	x	x	x
30-81	60360309501	001	COUPLING PLATE PREASSEMBLED	
30-85	60360302800	002	WASHER	013
30-86	57451530000	002	COUNTERSUNK SCREW M 5X12	013
30-87	57750400000	001	LOCK WASHER 4	013
30-88	40510400159	001	PRESSURE SPRING 0510400159	013
30-89	60360305400	001	THRUST BOLT	013
30-90	60360303300	001	FASTENING ANGLE PLATE	013
30-91	71212000000	001	MICROSWITCH MINI 1005.1201	013
30-92	60510300090	001	INSULATING PLATE	013
30-93	60510400250	001	NUT PLATE	013
30-94	56735320000	002	WASHER A 3.2	013
30-95	57340200000	002	HEXAGON SCREW M 3X20	013
30-96	56808430000	002	SELF-TAPPING SCREW CM4X 8	013
30-101	60360309900	001	SWITCH ROD	013
30-102	60360300801	001	BEARING	014
30-103	57750910000	002	LOCK WASHER 10	013
30-104	60360300700	001	SWITCH CAM	013
30-105	56355140000	001	PARALLEL NOTCHED PIN 3 X14	013
30-107	57801160000	001	CLAMPING PIN 4 X36	013
30-108	60360309700	001	CONNECTING BUSH	013
30-109	60360309800	001	STUD 8X32	013
30-110	56086060000	001	CONE KNOB GN 419 20 M 6	013
30-111	56805470000	002	OVAL-HEAD SCREW M 4X20	013
30-121	60360305600	001	ADJUSTING PLATE 0,3MM	013
30-122	60360305700	001	ADJUSTING PLATE 0,5MM	013
30-123	60360305800	001	ADJUSTING PLATE 0,8MM	013
30-136	71027330000	001	POTENTIOMETER DRIVE D1R1S	013
30-137	95972810000	001	SCREW SEALING ADHESIVE TR. ROCCASOL	013
30-138	60366102000	001	CABLE ST4 - POTENTIOMETER SG8D	013
30-138-3	71401930000	001	BUSH HOUSING 4P 926475-4	
30-138-5	71400420000	001	STOP BRACKET 926477-1	
30-138-7	71400440000	003	CONTACT BUSHING 1 POLE 2-167301-4	
30-138-9	60360313300	001	POTENTIOMETER, PREASSEMBLED	013

4

Bitte unbedingt 11 stellige **BESTELL-Nr.** angeben
Please always indicate 11 digit **Order No.**
Absolument nécessaire d'indiquer **No. de commande** (11 chiffres)
Favorisca specificarci sempre il **N. di ordine** a 11 cifre
Es imprescindible que citen el "**No. de pedido**" (11 guarismos)

Device series (code No.) 90.091	Spare parts list No. 036.98.3.1005	Lang. E	SG 8 D	Textpage 27
------------------------------------	---------------------------------------	------------	---------------	----------------

No. in drawing	Order No.	Pcs.	Designation	From status.. onwards
X	X	X	X	X
30-145	60360313203	004	FOOT COMPL.	014
30-247	56455600000	002	HEXAGON NUT M 6	013
30-248	56739060000	001	WASHER A 6.4	013
30-249	56765060000	001	WASHER 6.4	013
30-250	56413060000	001	CAP NUT M 6	013
30-251	60360300801	002	BEARING	
30-252	57766040000	004	SPRING WASHER A 4	013
30-253	56805470000	004	OVAL-HEAD SCREW M 4X20	013
30-255	60360307101	001	SHAFT	
30-256	56336160000	002	GROOVED PIN 4 X16	
30-258	56765060000	002	WASHER 6.4	013
30-259	60360312601	001	HAND GUARD	
30-261	60360312700	001	SWITCH ROD	013
30-262	60360307400	001	SLIDE PIN	013
30-263	57431120000	002	HEXAGON SCREW M 6X12	013
30-264	40360307500	001	PRESSURE SPRING 1.5X12.5X50	013
30-265	57750800000	001	LOCK WASHER 8	013
30-267	60360312300	001	SWITCH PLATE	013
30-268	71026960000	001	TOGGLE SWITCH BLACK UL 1115.2120	
30-269	56455400000	002	HEXAGON NUT M 4	013
30-270	57766040000	004	SPRING WASHER A 4	013
30-272	56805470000	002	OVAL-HEAD SCREW M 4X20	013
30-273	56735430000	004	WASHER A 4.3	013
30-274	56808430000	002	SELF-TAPPING SCREW CM4X 8	013

Textpage 28	SG 8 D	Lang. E	Spare parts list No. 036.98.3.1005	Device series (code No.) 90.091
----------------	---------------	------------	---------------------------------------	------------------------------------

No. in drawing	Order No.	Pcs.	Designation	From status.. onwards
x	x	x	x	x
30-275	60361300802	001	POWER PACK COMPL.	013
30-275-1	60361300200	001	CIRCUIT PLATE	013
30-275-2	71094040000	002	CAPACITOR 4700MF 63V	013
30-275-3	60361300700	001	INSULATING PLATE	013
30-275-4	71130260000	001	TERMINAL STRIP MK 3/8	013
30-275-5	56805380000	002	OVAL-HEAD SCREW M 3X20	013
30-275-6	57766020000	002	SPRING WASHER A 3	013
30-275-7	56455300000	002	HEXAGON NUT M 3	013
30-275-8	71454090000	002	FUSE HOLDER 1693FEU	013
	71454140000	002	FUSE HOLDER UL 2710044000	013
	71454190000	002	FUSE HOLDER UL NO. 19780	013
30-275-10	71404160000	001	HOUSING 9P 927231-3	013
30-275-11	71010630000	001	SCREW COUPLING ST13.5 UL53015030	013
30-275-12	71161130000	001	NUT M PG13.5	013
30-275-13	71048580000	001	RECTIFIER KBPC 3502	013
30-275-14	56805480000	001	OVAL-HEAD SCREW M 4X18	013
30-275-15	56735430000	001	WASHER A 4.3	013
30-275-16	57766040000	001	SPRING WASHER A 4	013
30-275-17	56455400000	001	HEXAGON NUT M 4	013
30-275-18	60361300500	002	SUPPORT	013
30-275-19	60366000200	001	TOROIDAL TRANSFORMER SG8D	013
30-275-20	57236650000	001	HEXAGON SCREW M 6X65	013
30-275-21	56400870000	001	LOCK NUT M 6	013
30-275-23	56805450000	004	OVAL-HEAD SCREW M 4X12	013
30-275-24	57758400000	016	TOOTHED LOCK WASHER A 4.3	013
30-275-25	56735430000	004	WASHER A 4.3	013
30-275-26	56455400000	008	HEXAGON NUT M 4	013
30-275-31	60366100301	001	CABLE BINDING TAPE/LIMIT SWITCH SG8D	013
30-275-44	60366100800	001	CABLE HAND GUARD SG8D	013
30-276	56808430000	003	SELF-TAPPING SCREW CM4X 8	
30-277	71067270000	004	SPACER 15.9 LPR 8523 N	
30-278	60365000106	001	LPB CARRIAGE DRIVE SG8D	014
30-301	60361300301	001	COVER PLATE COMPL.	
30-302	60361300601	001	SEALING FRAME	
30-303	71004310000	007	CABLE TIE T 18 R	013
30-304	60360312900	002	SPACER BUSHING	013
30-305	60360312800	001	HOLDER	
30-306	57264250000	002	HEXAGON SCREW M 6X50	013
30-307	56765060000	002	WASHER 6.4	013
30-310	50828190000	001	PROTECTIVE PLUG F19 GPN300	013
35	60223504000	001	BLADE COVER COMPL.	021
	60354203900	001	BLADE COVER CLOSED COMPL. USA	021
35-341	60223504100	001	BLADE COVER	021
	60354204100	001	BLADE COVER CLOSED	021
35-342	60223504300	001	SQUARE BOLT	021
35-343	60120000085	001	DISTANCE WASHER THICKNESS 0.5	021
35-344	60120000086	001	DISTANCE WASHER THICKNESS 0.2	021
35-345	95972840000	000	SCREW SEALING ADHESIVE 50ML LOCTITE 648	021
39	60366110200	001	CABLE ADAPTER MOTOR 3-PH.CURRENT SG8D WITH NEUTRAL CONDUCTOR	014

Bitte unbedingt 11 stellige **BESTELL-Nr.** angeben
Please always indicate 11 digit **Order No.**
Absolument nécessaire d'indiquer **No. de commande** (11 chiffres)
Favorisca specificarci sempre il **N. di ordine** a 11 cifre
Es imprescindible que citen el "**No. de pedido**" (11 guarismos)

Device series (code No.) 90.091	Spare parts list No. 036.98.3.1005	Lang. E	SG 8 D	Textpage 29
------------------------------------	---------------------------------------	------------	---------------	----------------

No. in drawing	Order No.	Pcs.	Designation	From status.. onwards
X	X	X	X	X
40	60360105602	001	CIRCUIT PARTS A.C. RAFI SG8D	017
	60360105802	001	CIRCUIT PARTS A.C. 120V RAFI SG8D	017
	60360105902	001	CIRCUIT PARTS 3-PH. CURRENT RAFI SG8D	017
40-2	60226400100	001	ON/OFF SWITCH COMPL. VS8/SE8 400 V	
	60226400200	001	ON/OFF SWITCH COMPL. VS-SE8 120 120 V	
40-2-1	60220901300	001	SWITCH HOUSING PREASSEMBLED	018
40-2-8	60666401100	002	THRUST WASHER FK23	018
40-2-9	50003680000	001	O-SEAL OR 20X1.0	018
40-2-10	60220902000	001	DECO FOIL HORIZONTAL	018
40-2-11	60226401000	004	SPACER BUSHING	018
40-2-12	60225300101	001	LPB ON/OFF SWITCH VS8/SE8	018
	60225400100	001	LPB ON/OFF SWITCH 100-120V	018
40-2-13	71119000000	001	GLOW LAMP 24V 1200110000	018
40-2-14	57758400000	004	TOOTHED LOCK WASHER A 4.3	018
40-2-15	56456400000	002	HEXAGON NUT M 4	018
40-2-16	62450410003	002	SPACER NUT ROUND M 4X20	018
40-2-17	60220901400	001	CONTACT PROTECTION DEVICE	018
40-2-18	56735430000	001	WASHER A 4.3	018
40-2-19	57758400000	002	TOOTHED LOCK WASHER A 4.3	018
40-2-20	60226101800	001	STRAND GROUND WIRE COVER SERIES 8	018
40-2-21	56805450000	001	OVAL-HEAD SCREW M 4X12	018
40-2-22	56455400000	002	HEXAGON NUT M 4	018
40-2-23	56735430000	002	WASHER A 4.3	018
40-2-24	56805420000	002	OVAL-HEAD SCREW M 4X8	018
40-2-25	60220901500	001	GUARD PLATE	018
40-4	60220901200	001	HOLDER	014
40-6	57623100000	001	COUNTERSUNK SCREW M 4X10	018
40-8	71092130000	001	CAPACITOR MP 6MF 400V	018
	76090090000	001	CAPACITOR MP 20MF 220V	018
40-10	71169060000	001	NYLON CLIPS HP-6N	013
40-12	56805430000	001	OVAL-HEAD SCREW M 4X10	013
40-14	47501006200	001	SWITCH PLATE FRA	013
40-16	29286020001	001	SILICON TUBE 2X0.5	018
40-18	71145230000	061	CONTACTOR CA 4-5 220V 50-10	018
	71145300000	061	CONTACTOR CA 4-9 120V 60-10	018

Textpage 30	SG 8 D	Lang. E	Spare parts list No. 036.98.3.1005	Device series (code No.) 90.091
----------------	---------------	------------	---------------------------------------	------------------------------------

No. in drawing	Order No.	Pcs.	Designation	From status.. onwards
x	x	x	x	x
40-20	56805430000	001	OVAL-HEAD SCREW M 4X10	018
40-22	60366111900	001	CABLE TERM.STRIP/OPERAT.UNIT RAFI SG8D	018
40-24	60226110200	001	CABLE ON/OFF SWITCH A.C. VS8/SE8	018
40-26	56735430000	002	WASHER A 4.3	018
40-28	57758400000	001	TOOTHED LOCK WASHER A 4.3	018
40-30	56805420000	001	OVAL-HEAD SCREW M 4X8	018
40-32	60366101900	001	CABLE KL2 OPERATING UNIT AC SG8D	013
40-1701	60220900101	001	SWITCH HOUSING	020
40-1705	60220900200	001	HOLDER	020
	60220901200	001	HOLDER	020
40-1710	71092130000	001	CAPACITOR MP 6MF 400V	020
40-1718	47501006200	001	SWITCH PLATE FRA	020
40-1719	71123660000	001	SIGNAL LAMP WS 519103 250	020
40-1720	29286020001	061	SILICON TUBE 2X0.5	020
40-1725	71145230000	001	CONTACTOR CA 4-5 220V 50-10	020
40-1728	71199560000	001	PUSHBUTTON GREEN 3SB 1000-0AE01	020
40-1730	71199580000	001	PUSHBUTTON RED 3SB 1000-0LC01	020
40-1732	71199700000	002	HOLDER 3SB 1902-1AC	020
40-1734	71199600000	001	SWITCH ELEMENT 3SB 1430-0B ON (CLOSING CONTACT)	020
40-1736	71199610000	001	SWITCH ELEMENT 3SB 1430-0C OFF (OPENING CONTACT)	020
40-3001	60220901200	001	HOLDER	
40-3002	71169060000	001	NYLON CLIPS HP-6N	
40-3003	56805430000	001	OVAL-HEAD SCREW M 4X10	
40-3007	29286020001	061	SILICON TUBE 2X0.5	
40-3008	71145230000	001	CONTACTOR CA 4-5 220V 50-10	020
40-3009	56805430000	002	OVAL-HEAD SCREW M 4X10	
40-3015	60366112000	001	CABLE OPERAT.UNIT-TERM.STRIP 3-PH.SG8D	
40-3016	60226110300	001	CABLE ON/OFF SWITCH 3-PHASE CURR. VS8/SE8	020
40-3020	57623100000	002	COUNTERSUNK SCREW M 4X10	
40-3021	60510300415	001	CONNECTING WIRE	
40-3022	56735430000	001	WASHER A 4.3	
40-3023	57758400000	002	TOOTHED LOCK WASHER A 4.3	
40-3024	56805420000	001	OVAL-HEAD SCREW M 4X8	
41-790	60350101400	001	FASTENING BRACKET	013
41-791	60220109700	001	INSULATING PLATE AC.	013
41-792	71130260000	001	TERMINAL STRIP MK 3/8	013
41-793	56805380000	002	OVAL-HEAD SCREW M 3X20	013
41-794	56455300000	002	HEXAGON NUT M 3	013
41-795	71010630000	001	SCREW COUPLING ST13.5 UL53015030	013
41-796	71161130000	001	NUT M PG13.5	013
41-802	60220109900	001	INSULATING PLATE 3-PHASE CURRENT	013
41-803	71130270000	001	TERMINAL STRIP MK 3/10	013

Bitte unbedingt 11 stellige **BESTELL-Nr.** angeben
Please always indicate 11 digit **Order No.**
Absolument nécessaire d'indiquer **No. de commande** (11 chiffres)
Favorisca specificarci sempre il **N. di ordine** a 11 cifre
Es imprescindible que citen el "**No. de pedido**" (11 guarismos)

Device series (code No.) 90.091	Spare parts list No. 036.98.3.1005	Lang. E	SG 8 D	Textpage 31
------------------------------------	---------------------------------------	------------	---------------	----------------

No. in drawing	Order No.	Pcs.	Designation	From status.. onwards
X	X	X	X	X
42	00110038600	001	POWER LEAD WITHOUT PLUG	013
	40110047300	001	POWER LEAD EURO	013
	40110047400	001	POWER LEAD EXPORT	013
	40110047600	001	POWER LEAD GB	013
	40300057700	001	POWER CONNECTING CABLE USA/CAN	013
	60226200101	001	POWER CABLE CEKON 2.5M	018
	60476200101	001	POWER LEAD CEKON CURVED CONNECTOR	018
	60476200102	001	POWER LEAD CEKON CURVED CONNECTOR	018
	60536210400	001	POWER CABLE CEKON 2.5M A330 WA	013
42-3	71473070000	001	PCE ANGLE POLARITY CONVERTER, 5-PIN 7415	018
43	60366110100	001	CABLE ST5-KL2 3-PHASE CURRENT SG8D	013
44	71404150000	001	PLUG HOUSING 9-PIN 350720-1	013

Textpage 32	SG 8 D	Lang. E	Spare parts list No. 036.98.3.1005	Device series (code No.) 90.091
----------------	---------------	------------	---------------------------------------	------------------------------------

No. in drawing	Order No.	Pcs.	Designation	From status.. onwards
X	X	X	X	X
46	67501270200	001	PLATE FOR FUSE EUROPE	013
	67501270300	001	PLATE FOR FUSE USA/CAN	013
47	71451600000	001	FUSE ELEMENT T 6.3 G	013
	71451820000	001	FUSE ELEMENT 7.0 T UL NO19343	013
48	71451280000	001	FUSE ELEMENT T 1.25	013
	71452420000	001	FUSE ELEMENT 3.0 T UL NO19343	013
49	67501270900	001	PLATE FOR FUSE	013
	67501271000	001	PLATE FOR FUSE	013
50	71451310000	001	MICROFUSE TR5 T 1.0	019
	71452220000	001	FUSE ELEMENT 1.25T UL NO19198	013
	71452250000	001	FUSE ELEMENT T 1 G	013
	71452600000	001	MICROFUSE 1.25T TR5 UL 19374	016
51	71235180000	002	LOCKING CAP UL 2720053000	013
	71235190000	002	LOCKING CAP UL 2720057000	013
	71235210000	002	LOCKING CAP 1663FEK	022
	71235220000	002	LOCKING CAP 1661FEK	021
	71235250000	002	LOCKING CAP EU NO.19785	019
	71235260000	002	LOCKING CAP UL NO.19786	015
52	60360106300	001	LIMIT SWITCH FOR ZERO POSITION	013
52-1	71021160000	001	LIMIT SWITCH AT0 11-1-IA	
52-2	71021170000	001	ANGULAR ROLLER LEVER WR-AT 0	
52-3	60350103300	001	FASTENING BRACKET	013
52-4	71010630000	001	SCREW COUPLING ST13.5 UL53015030	
52-7	60366102100	001	CABLE ZERO LIMIT SWITCH 3-PH.CURR. SG8D	013
55	60366102200	001	CABLE CPU - S6 SG8D FRANCE	015
56	56808440000	001	SELF-TAPPING SCREW CM4X12	018
58	60510300407	001	CONNECTING WIRE	013
	60510300415	001	CONNECTING WIRE FRANCE ONLY	013
59	60361301200	001	POWER PACK COMPL. JPN	014
59-19	60366000500	001	TOROIDAL TRANSFORMER SG8D 100/120V	014

Bitte unbedingt 11 stellige **BESTELL-Nr.** angeben
Please always indicate 11 digit **Order No.**
Absolument nécessaire d'indiquer **No. de commande** (11 chiffres)
Favorisca specificarci sempre il **N. di ordine** a 11 cifre
Es imprescindible que citen el "**No. de pedido**" (11 guarismos)

Device series (code No.) 90.091	Spare parts list No. 036.98.3.1005	Lang. E	SG 8 D	Textpage 33
------------------------------------	---------------------------------------	------------	---------------	----------------

No. in drawing	Order No.	Pcs.	Designation	From status.. onwards
X	X	X	X	X
60	47501138200	001	SPECIFICATION PLATE SG8D 240V/50HZ	013
	47501138300	001	SPECIFICATION PLATE SG8D 220V/50HZ	013
	47501138400	001	SPECIFICATION PLATE SG8D 380V/50HZ	013
	60364800600	001	SPECIFICATION PLATE SG8D	018
	60364800601	001	SPECIFICATION PLATE SG8D CE	022
	60364800700	001	SPECIFICATION PLATE SG8D	018
	60364800701	001	SPECIFICATION PLATE SG8D CE	022
	60364800800	001	SPECIFICATION PLATE SG8D	018
	60364800900	001	SPECIFICATION PLATE SG8D	018
	60364801100	001	SPECIFICATION PLATE SG8D	018
	60364801200	001	SPECIFICATION PLATE SG8D UL	019
	60364801300	001	SPECIFICATION PLATE SG8D CSA	018
	60364801600	001	SPECIFICATION PLATE SG8D	018
	60364801700	001	SPECIFICATION PLATE SG8D	018
	60364801800	001	SPECIFICATION PLATE SG8D	018
	60364801900	001	SPECIFICATION PLATE SG8D	018
	67501268500	001	SPECIFICATION PLATE SG8D 120V/60HZ	013
	67501309200	001	SPECIFICATION PLATE SG8D CSA 120V/60HZ	013
62	60364800101	001	ADHES.CIRCUIT DIAGRAM 3-PH.C. ZERO SWITCH	017
	60364800201	001	ADHESIVE CIRCUIT DIAGRAM AC ZERO SWITCH	017
	60364800302	001	ADHESIVE CIRCUIT DIAGRAM 3-PH. CURRENT	017
	60364800402	001	ADHESIVE CIRCUIT DIAGRAM AC	017
	67501270702	001	ADHESIVE CIRCUIT DIAGRAM AC	013
	67501270802	001	ADHESIVE CIRCUIT DIAGRAM 3-PHASE CURRENT	013
	67501388900	001	ADHESIVE CIRCUIT DIAGRAM 3-PHASE CURRENT	013
	67501389000	001	ADHESIVE CIRCUIT DIAGRAM AC MAINS VOLTAGE, ZERO SWITCH	013
63	47501149100	001	PLATE FOR TYPE OF DRIVE FRANCE	013
	47501149500	001	PLATE FOR DRIVE GEAR GERMAN	013
	47501149700	001	PLATE FOR TYPE OF DRIVE ENGLISH	013
64	47501149200	001	WARNING PLATE SHARPENING FRANCE	013
	47501149600	001	WARNING PLATE SHARPENING GERMAN	013
	47501149800	001	WARNING PLATE SHARPENING ENGLISH	013

Bitte unbedingt 11 stellige **BESTELL-Nr.** angeben
Please always indicate 11 digit **Order No.**
Absolument nécessaire d'indiquer **No. de commande** (11 chiffres)
Favorisca specificarci sempre il **N. di ordine** a 11 cifre
Es imprescindible que citen el "**No. de pedido**" (11 guarismos)

Textpage 34	SG 8 D	Lang. E	Spare parts list No. 036.98.3.1005	Device series (code No.) 90.091
----------------	---------------	------------	---------------------------------------	------------------------------------

No. in drawing	Order No.	Pcs.	Designation	From status.. onwards
X	X	X	X	X
65	47501145900	001	WARNING PLATE ENGLISH	013
	47501149300	001	WARNING PLATE FRENCH	013
	47501149400	001	WARNING PLATE GERMAN	013
66	67501163700	001	REFERENCE PLATE WARNING INSTRUCTIONS USA	013
67	67501214700	001	WARNING PLATE USA	013
70	60369850002	001	OPERATING INSTRUCTIONS SG8D GER	013
	60369850006	001	OPERATING INSTRUCTIONS SG8D GER	014
	60369850007	001	OPERATING INSTRUCTIONS SG8D GER	021
	60369850106	001	OPERATING INSTRUCTIONS SG8D GER	017
	60369850107	001	OPERATING INSTRUCTIONS SG8D GER	021
	60369851002	001	OPERATING INSTRUCTIONS SG8D ENGL	013
	60369851006	001	OPERATING INSTRUCTIONS SG8D ENGL	014
	60369851007	001	OPERATING INSTRUCTIONS SG8D ENGL	021
	60369851103	001	OPERATING INSTRUCTIONS SG8D USA	013
	60369851107	001	OPERATING INSTRUCTIONS SG8D NON CE	022
	60369852006	001	OPERATING INSTRUCTIONS SG8D FRA	014
	60369852007	001	OPERATING INSTRUCTIONS SG8D FRA	021
	60369852106	001	OPERATING INSTRUCTIONS SG8D FRA	015
	60369852107	001	OPERATING INSTRUCTIONS SG8D FRA	021
	60369852201	001	OPERATING INSTRUCTIONS SG8D FRA	013
75	60544808100	001	REFERENCE PLATE "DO NOT CLEAN WITH HOSE"	015
81	60365010103	001	LPB CARRIAGE DRIVE SG8D FRA	021
90	60360307800	004	THREADED BOLT SW 17X50	013
9901	94001000013	001	BLADE, 4-HOLE, VS8/SE8/VF330/A330/A400 RA.	
	94001000014	001	BLADE, 4-HOLE, VS8/SE8/VF330/A400G+B	
	94001000016	001	BLADE, TEFLON, 4-HOLE, VS8/SE8/A400 G+B	
	94001000017	001	BLADE, CHEESE, VS8/SE8/VF330/A330 G+B	
	94001000027	001	BLADE-STAINLESS, 4-HOLE, 330D	
	94001000029	001	BREAD BLADE 330D, 4-HOLE, SPIRAL TOOTH	
	60530106000	001	BLADE 330D (GERMAN ARMY)	

Bitte unbedingt 11 stellige **BESTELL-Nr.** angeben
Please always indicate 11 digit **Order No.**
Absolument nécessaire d'indiquer **No. de commande** (11 chiffres)
Favorisca specificarci sempre il **N. di ordine** a 11 cifre
Es imprescindible que citen el "**No. de pedido**" (11 guarismos)