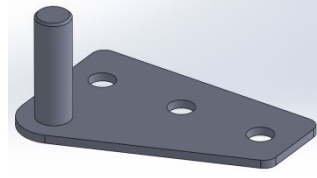
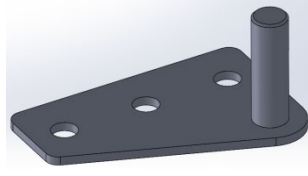





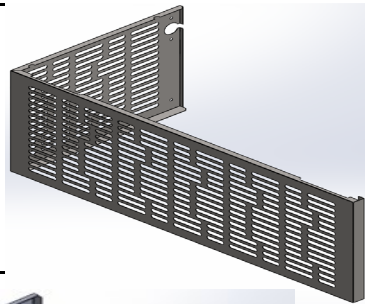



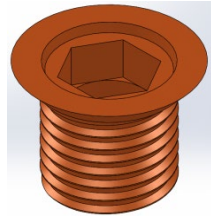
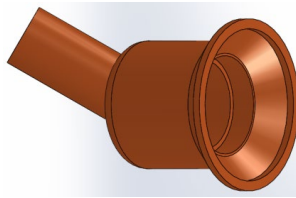


BBB69-3B-HC

| Part No. | Part Name | Specification | Image | Required Qt'y |
|------------|--------------------------------|-----------------------------|---|---------------|
| R714A-620 | COMPRESSOR, EM2X3125U | EM2X3125U |  | 1 |
| CP1001A120 | STARTING COMPONENTS, EM2X3125U | EM2X3125U |  | 1 |
| BB1691T020 | EVAPORATOR COIL, R290 | CU (L : 798) |  | 1 |
| CP1005E211 | EVAPORATOR FAN MOTOR | DAI-8204DYCA-2 115V 60Hz |  | 1 |
| F0120C019 | EVAPORATOR FAN BLADE | Φ175 |  | 1 |
| F0166M020 | CONDENSER | WIRE CON (L : 192) |  | 1 |
| F0140C100 | CONDENSER FAN MOTOR | 8204DYCA/115V/9W/CCW |  | 1 |
| F0120C020 | CONDENSER FAN BLADE | Φ200 |  | 1 |
| CP1005E280 | THERMOSTAT | GNF-100(131B) |  | 1 |
| F0148M170 | THERMOSTAT PLATE | SUS 445 2B | | 1 |
| F0167A010 | THERMOSTAT KNOB | ABS | | 1 |
| R734A-030 | POWER SWITCH | Everel, WH, A1 | | 1 |
| FA100M060 | DOOR | BLACK (575 * 816.5) |  | 1 |

| | | | | |
|-----------|-------------------------------------|------------------------|---|----|
| FA100M070 | DOOR | BLACK (575 * 816.5) |  | 1 |
| F0107A030 | DOOR BUSHING TOP | NALON66 |  | 2 |
| F0124M010 | GASKET | PVC S (775 * 535) |  | 2 |
| R322A-020 | 4" CASTER PLATE TYPE, WITHOUT BRAKE | OPTION |  | 2 |
| R322A-030 | 4" CASTER PLATE TYPE, WITH BRAKE | OPTION |  | 2 |
| F0129M130 | LED SMPS | 115V |  | 1 |
| F0136M181 | LED LAMP | L : 150mm |  | 1 |
| F0146C020 | PILASTER | SUS 304 2B (L : 345) |  | 9 |
| F0121C040 | SHELF CLIP | SUS 304 2B | | 36 |
| F0156M020 | SHELF LEFT | PE COATING |  | 2 |
| F0156M030 | SHELF M | PE COATING |  | 2 |
| F0131M030 | BOTTOM HINGE LEFT | EGI + BK (L : 67) |  | 1 |
| F0131M020 | BOTTOM HINGE RIGHT | EGI + BK (L : 67) |  | 1 |

| | | | | |
|------------|----------------------------|-------------------------------|---|---|
| BB1591P010 | TOP HINGE, LEFT | SUS 445 2B |  | 1 |
| BB1591P020 | TOP HINGE, RIGHT | SUS 445 2B |  | 1 |
| F0107M020 | HINGE BOLT | SUS 304 2B |  | 2 |
| F0131M070 | TOP & BOTTOM HINGE PLATE | SUS 430 #4 |  | 2 |
| F0155M010 | SHAFT BOTTOM HINGE | SUS 304 2B |  | 2 |
| F0107M010 | HINGE BUSHING | PA-6 |  | 2 |
| BB1591T070 | SUCTION PIPE | Ø7.94X0.6XL1650 + ID1.2XL2000 |  | 1 |
| F0148M080B | SIDE PANEL | EGI + BK도장 |  | 1 |
| F0148M090B | FRONT PANEL | EGI + BK도장 |  | 1 |
| F0144M590B | CABINET BASE | EGI + BLACK (L: 286.5) |  | 1 |
| F0112M520 | EVAPORATOR FAN COVER | ABS |  | 1 |
| R3744-091 | EVAPORATOR DRAIN ELBOW-UPP | NYLON |  | 1 |
| R3744-101 | EVAPORATOR DRAIN ELBOW-LOW | NYLON |  | 1 |

| | | | | |
|------------|--------------------|--------------------|---|---|
| CP1001T470 | DRYER | XH-9,15g Ø3 / Ø6.5 |  | 1 |
| BB1691E020 | MAIN HARNESS | LED Lamp | | 1 |
| BB1591E040 | COMPRESSOR HARNESS | | | 1 |
| F0111C020 | POWER CORD | 125V 15A |  | 1 |
| BB1239P010 | DOOR LOCK KEYS | DOOR LOCK KEY |  | 2 |
| BB1231A080 | DOOR LOCK & KEY | DOOR LOCK ASS'Y |  | 2 |
| CT1001E030 | FAN CONTROL PCB | PCB |  | 1 |
| F0144M391B | CABINET BASE LEFT | BK |  | 1 |