

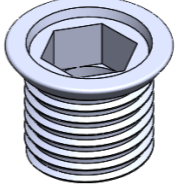
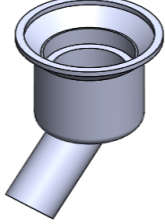


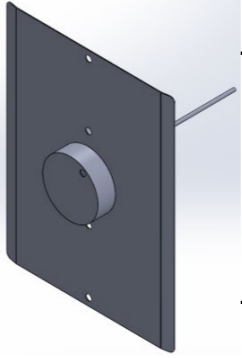
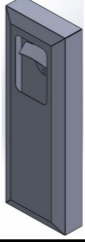

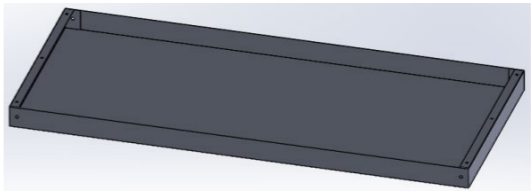


BBC-65B-HC

| Part No. | Part Name | Specification | Image | Required Qt'y |
|------------|----------------------------|---------------------------------|---|---------------|
| F0140C020 | EVAPORATOR FAN MOTOR | 115V/60Hz, DAI6122 FRTA (C.C.W) |  | 2 |
| R3723-081 | EVAPORATOR FAN BLADE | ABS, Φ110 | | 2 |
| BC1501T040 | EVAPORATOR COIL | 4S*3R, Φ7mm CU, 700mm |  | 1 |
| R3744-091 | EVAPORATOR DRAIN ELBOW-UPP | NYLON |  | 1 |
| R3744-101 | EVAPORATOR DRAIN ELBOW-LOW | NYLON |  | 1 |
| F0158D010 | SHELF SPRING | STS (Φ12 * 45) |  | 4 |
| F0156D010 | SHELF DIVIDER WITH SPRING | SWRM-B + PE |  | 4 |
| CP1005E270 | THERMOSTAT | GNF-100(131A) |  | 1 |
| F0144D511 | THERMOSTAT PLATE | STS 445 2B | | 1 |
| F0167A010 | THERMOSTAT KNOB | ABS | | 1 |
| BC1361A030 | OPENER COVER ASS'Y | |  | 1 |
| BC1361T040 | SUCTION PIPE | Φ7.94 X L1650 + ID1.0 X L2000 |  | 1 |
| F0104D011 | DRAIN PAN | EGI T0.5 + BK PAINTING |  | 1 |

| | | | | |
|-------------|--------------------------------|---|---|---|
| R714A-620 | COMPRESSOR, EM2X3125U | EM2X3125U |  | 1 |
| CP1001A120 | STARTING COMPONENTS, EM2X3125U | PTC Relay(QP2-4.7),OLP(DRB46N61A2), Running Capacitor(450VAC-20μF) |  | 1 |
| CP1001T470 | DRYER | XH-9,15g Φ3 / Φ6.5 |  | 1 |
| F0166M020 | CONDENSER | STEEL (6 * 10) |  | 1 |
| F0140C100 | CONDENSER FAN MOTOR | 115V/6W/CW |  | 1 |
| F0120C020 | CONDENSER FAN BLADE | Φ200 |  | 1 |
| BC1361N050B | FRONT GRILL | EGI + BK |  | 1 |
| BC1651A020 | DOOR | GA (328 * 751) |  | 2 |
| F0112D190B | SIDE COVER BK | EGI + BK |  | 1 |
| BB1239P010 | DOOR LOCK KEYS | |  | 2 |
| BB1231A080 | DOOR LOCK & KEY | DOOR LOCK ASS'Y |  | 2 |
| CT1001E030 | FAN CONTROL PCB | PCB |  | 1 |