

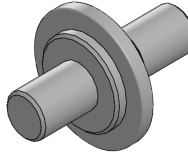


**BLPT72-D4RM-HC**



Part No.	Part Name	Specification	Required Qt'y	Image
R817D-380	DOOR ASSY, LF		1	
R338A-160	GASKET	RD-PVC(P-1000) 553.5*651.5	1	
R828A-170	BOTTOM HINGE LF & RT	STS304 T3.0*46*72.9	1	
R828A-180	TOP HINGE	STS304 T3.0*46*72.9	1	
R828A-190	AUTO CLOSER LEFT		1	
R514A-260	MASCOT	HC-MODEL / ZINE	1	
R714A-620	COMPRESSOR, EM 2X3125U	EM BRACO1/4,LM BP,314KCAL/H,5.80BTU/WH	1	
R325C-680	COVER COMP UNIT	WIRE MSWR Ø2.5	1	
R865A-310	CONDENSER	CU OD6.35*0.7	1	
R7423-301	CONDENSER FAN MOTOR	AC115V 60HZ DAI-8204DYCA-1 CCW	1	
R333A-010	CONDENSER FAN MOTOR BLADE	Ø 175	1	
R315B-340	CONDENSER MOTOR BRACKET	GI T1.0*383.8*102.79	1	
R840A-620	EVAPORATOR COIL	OD9.52,ACCUM ULATOR,3C,L=970	1	
R726A-121	EVAPORATOR FAN MOTOR	FP-108X,16W,0.19A(COMMONWEALTH)	2	
R729A-170	POWER CORD	125V 15A/UL	1	
R845A-650	SUCTION PIPE	OD 7.94*0.7T, OD3.0*ID1.2	1	

R720B-020	VAPORIZER HEATER	115V, 50W, 264.5Ω	1	
R213A-061	DRYER	XH-9.18GR. ϕ 3.4. ϕ6.35(TABLE)	1	
R319C-570	U TRAP DRAIN PIPE	HDPE(B220A), NATURAL	1	
R319C-580	CHARGE PIPE	OD 6.35*0.7T RED SLEEVE(축관)	1	
R319C-620	COMP SUCTION PIPE	OD 7.94*0.7T	1	
R319C-680	DISCHARGE PIPE	OD 4.76*0.7T	1	
R319C-760	DRIER INLET PIPE A	OD 6.35*0.7T	1	
R319C-670	COND OUTLET PIPE	OD 4.76*0.7T	1	
R371A-630	SHELF	OD7*565*484	1	
R371A-620	SHELF STANDARD (pilaster)	AL6063S L230	4	
R3313-151	SHELF CLIP		4	
R322A-020	4" CASTER	PLATE TYPE, WITHOUT BRAKE	2	
R322A-030	4" CASTER	PLATE TYPE, WITH BRAKE	2	
R325C-450	EVAPORATOR COVER	STS443CT 2B T0.5*1744.4*429.7	1	
R341A-490	GUIDE DRAIN EVA	AL T1.0*1125.9*324.6	1	
R341A-410	GUIDE DRAIN EVA	POM T1.5	1	
R341A-420	EVAPORATOR FAN MOTOR BRACKET	STS443CT 2B T0.5*74.3*139.1	4	

R325C-550	REAR COVER	GI T0.6*1825.3*308.9	1	
R1254-031	EYELET	T8*Φ 18*Φ 30 SILICON	1	
R332A-510	DUCT EVA	STS443CT 2B T0.5*1534.6*153.9	1	
R321B-030	WATER DRAIN PAN	STS443CT 2B T0.5*1534.6*153.9	1	
R317B-870	SPACE BRACKET	PP BLACK	2	
R345A-070	DRAIN HOSE	OD23*ID19 L= 175 SILICON	1	
R3744-091	EVAPORATOR DRAIN ELBOW-UPP	PP WHITE(30209L0200)	1	
R3744-101	EVAPORATOR DRAIN ELBOW-LOW	PP WHITE(30225L0100)	1	
R315A-631	TABLE FRONT BRACKET	STS430 #4 T1.5*34.7*30	3	
R315A-641	TABLE TOP BRACKET	STS430 #4 T1.5*34.7*30	3	
R325C-561	DISPLAY PCB COVER		1	
R725C-722	DISPLAY PCB		1	
R511A-651	INLAY CONTROL	134*40	1	
R325C-690	PCB COVER	GI T0.6*153.6*183.1	1	
R725C-933	MAIN PCB (UC7)	TABLE 115V	1	
R382A-070	CUTTING BOARD	T12*240*1835	1	
R315A-880	CUTTING BOARD BRACKET LF	STS443CT 2B T1.0*67.4*129.9	1	

R315A-890	CUTTING BOARD BRACKET RT	STS443CT 2B T1.0*67.4*129.9	1	
R858D-980	TOP COVER BACK		1	
R858E-260	TOP COVER FRONT		1	
R858G-710	GUIDE PAN AS		1	
R341A-280	GUIDE PAN SIDE	STS443CT 2B, T1.0*65.9*350.8	3	
R341A-260	GUIDE PAN	STS443CT 2B, T1.0*73.9*1606.8	2	
R341A-311	PAN DIVIDER	STS443CT 2B T0.8*40.4*335.4	8	
R358A-220	PARTITION	STS443CT 2B T0.5*1888.4*515.15	1	
R370A-120	SHAFT BOLT	STS304 Ø14*14.5	2	
R396A-040	NUT CAP- M5	SUS M5	3	
R397A-030	WASHER-18	STS304 T4.0*Ø18	2	
R397A-040	WASHER PLATE-M5	STS304 T1.0*Ø5.2*Ø15	4	
R397A-050	WASHER PLATE	T1.0 Ø6*Ø21 SWCH-ZN	3	
R719E-120	SENSOR HARNESS	24AWG	1	
R719E-090	DISPLAY MAIN HARNESS	24AWG	1	
R719E-050	MAIN HARNESS	18AWG	1	
R325B-920	COVER HEATER HARNESS	ABS T1.5	1	

R719E-100	DISPLAY TOP HARNESS	24AWG	1	
R719E-130	EARTH HARNESS	18 AWG	1	
R7213-412	TEMPERATURE SENSOR	°C AT25 .10.75kΩ±1%.-25~25	1	
R7213-422	DEFROST SENSOR	°C AT25 .10.75kΩ±1%.-25~25	1	
R819A-160	ASSY DRAIN WICKING	R-290 72 MODEL	1	
R876A-840	DRAWER ASSY, LOWER		1	
R876A-830	DRAWER ASSY, LOWER		2	
R876A-880	DRAWER ASSY, UPPER		2	
R341A-311	PAN DIVIDER	STS443CT 2B T0.8*40.4*335.4	6	
R341A-430	PAN DIVIDER, UPPER	STS443CT 2B T0.8*40.4*535.9	6	
R365A-941	REINFORCE DRAWER REAR LF	STS443CT 2B, T1.0*86.6*320.4	6	
R365A-951	REINFORCE DRAWER REAR RH	STS443CT 2B, T1.0*69.3*320.4	6	
R365B-210	REINFORCE RAIL SIDE LF	STS443CT 2B T1.0*557.3*583.1	1	
R365B-220	REINFORCE RAIL SIDE RH	STS443CT 2B T1.0*557.3*583.1	1	
R365B-230	REINFORCE RAIL MID LF	STS443CT 2B T1.0*631*556.3	1	
R365B-240	REINFORCE RAIL MID RH	STS443CT 2B T1.0*631*556.3	1	
R816B-410	DRAWER CROSS BAR ASSY		2	

R876A-640	DRAWER RAIL ASSY, LOWER LF	FR 790.SCC.SC, LF 350MM	2	
R876A-650	DRAWER RAIL ASSY, LOWER RH	FR 790.SCC.SC, RH 350MM	2	
R876A-690	DRAWER RAIL ASSY, UPPER LF	FR 790.SCC.SC, LF 500MM	2	
R876A-700	DRAWER RAIL ASSY, UPPER RH	FR 790.SCC.SC, RH 500MM	2	