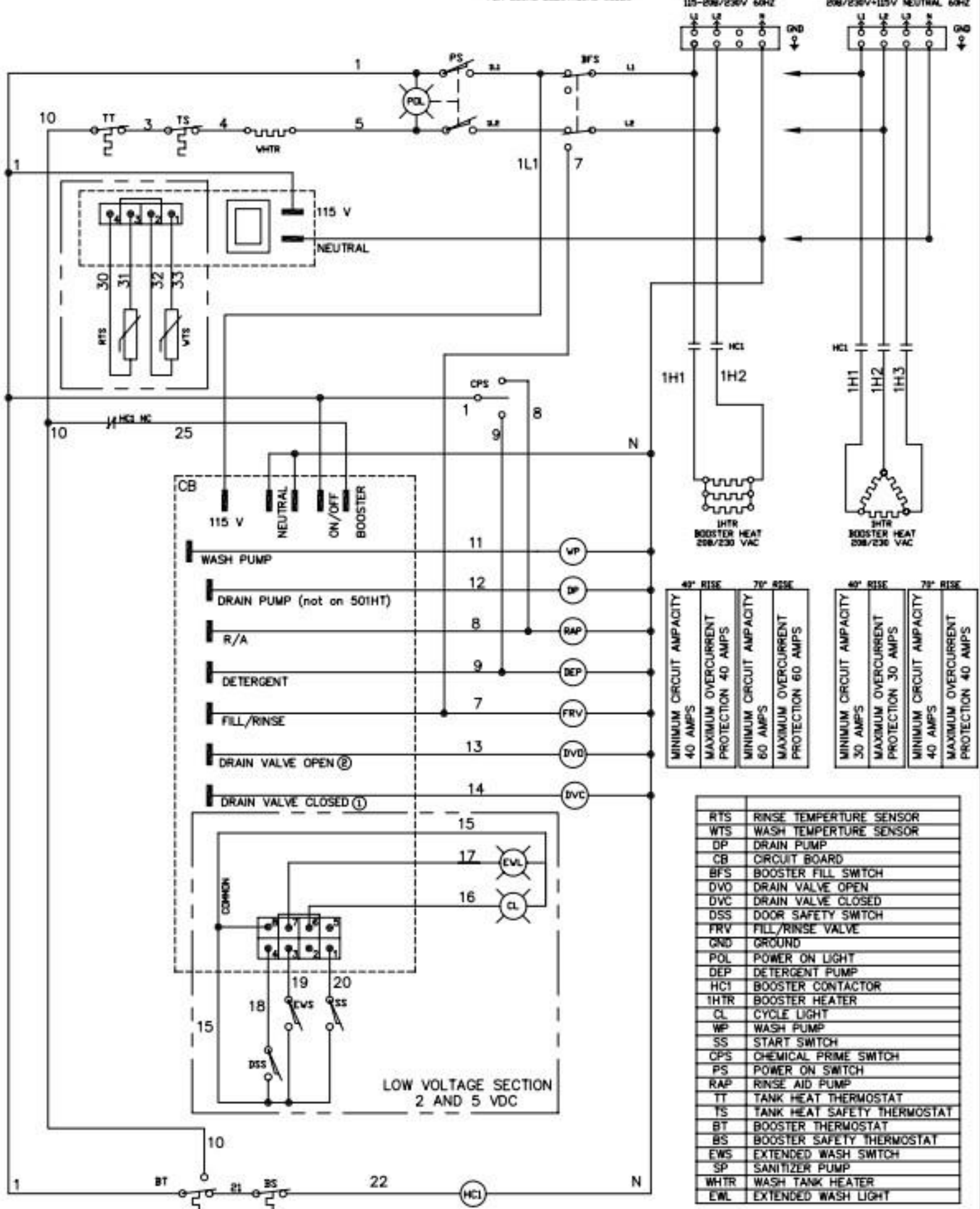


TO CUSTOMERS DISCONNECT SWITCH PER LOCAL ELECTRICAL CODES

SINGLE PHASE
115-208/230V 60HZ

THREE PHASE
208/230V+115V NEUTRAL 60HZ



MINIMUM CIRCUIT AMPACITY 40 AMPS	MAXIMUM OVERCURRENT PROTECTION 40 AMPS	MINIMUM CIRCUIT AMPACITY 60 AMPS	MAXIMUM OVERCURRENT PROTECTION 60 AMPS	MINIMUM CIRCUIT AMPACITY 30 AMPS	MAXIMUM OVERCURRENT PROTECTION 30 AMPS	MINIMUM CIRCUIT AMPACITY 40 AMPS	MAXIMUM OVERCURRENT PROTECTION 40 AMPS

RTS	RINSE TEMPERATURE SENSOR
WTS	WASH TEMPERATURE SENSOR
DP	DRAIN PUMP
CB	CIRCUIT BOARD
BFS	BOOSTER FILL SWITCH
DVO	DRAIN VALVE OPEN
DVC	DRAIN VALVE CLOSED
DSS	DOOR SAFETY SWITCH
FRV	FILL/RINSE VALVE
GRD	GROUND
POL	POWER ON LIGHT
DEP	DETERGENT PUMP
HC1	BOOSTER CONTACTOR
1HTR	BOOSTER HEATER
CL	CYCLE LIGHT
WP	WASH PUMP
SS	START SWITCH
CPS	CHEMICAL PRIME SWITCH
PS	POWER ON SWITCH
RAP	RINSE AID PUMP
TT	TANK HEAT THERMOSTAT
TS	TANK HEAT SAFETY THERMOSTAT
BT	BOOSTER THERMOSTAT
BS	BOOSTER SAFETY THERMOSTAT
EWS	EXTENDED WASH SWITCH
SP	SANITIZER PUMP
WHTR	WASH TANK HEATER
EWL	EXTENDED WASH LIGHT

Beginning with S/N 14236 and above
501HT High Temperature Digital Display Undercounter

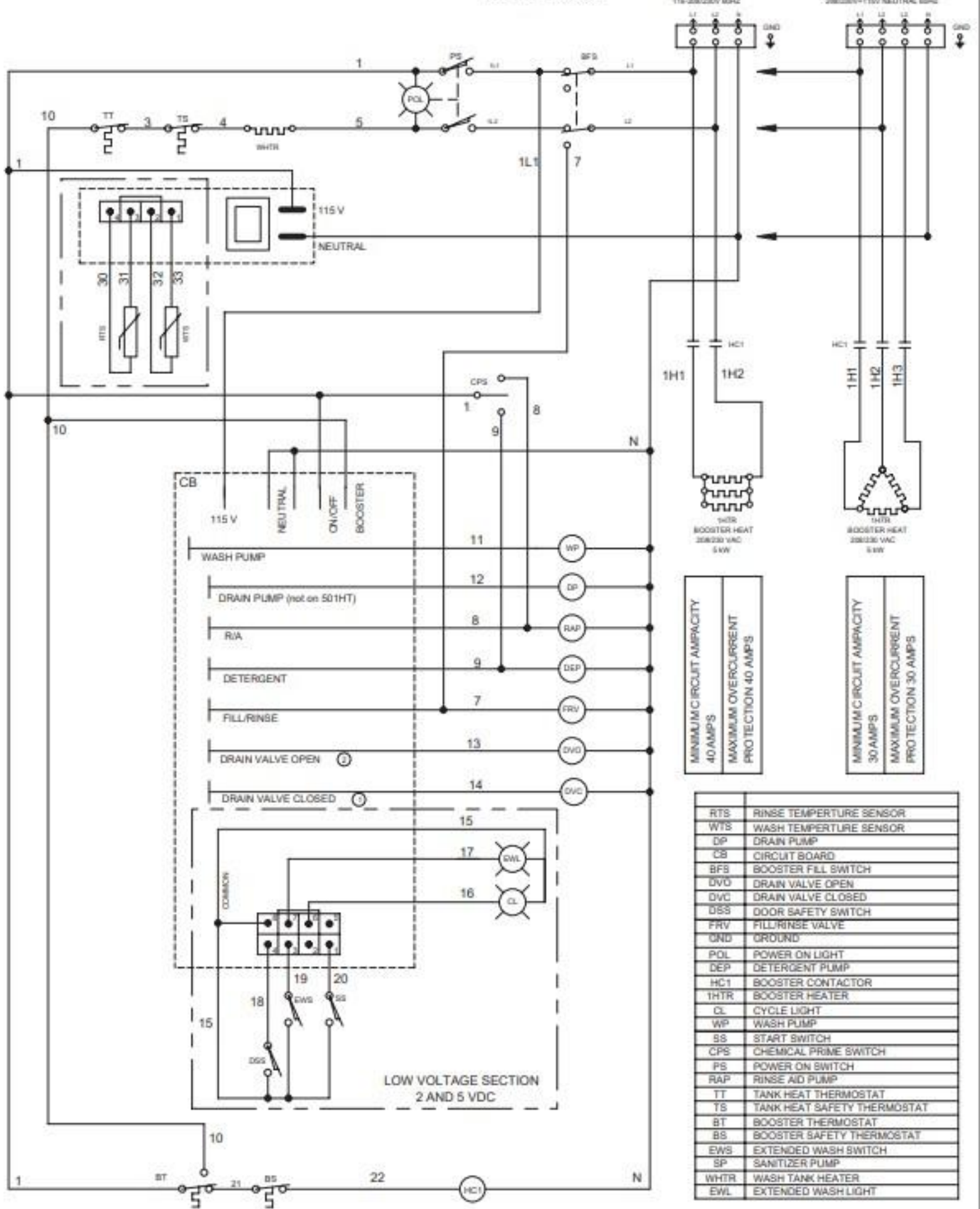
DIAGRAM STATE
END OF CYCLE
POWER-OFF
DOOR-OPEN

DATE	NUMBER/REV
18-OCT-07	0512092 REV 4

TO CUSTOMER'S DISCONNECT SWITCH
FOR LOCAL ELECTRICAL CODES

SINGLE PHASE
115-208/250V 60/50HZ

THREE PHASE
208/250V-115V NEUTRAL 60/50HZ



MINIMUM CIRCUIT AMPACITY	40 AMPS
MAXIMUM OVERCURRENT PROTECTION	40 AMPS

MINIMUM CIRCUIT AMPACITY	30 AMPS
MAXIMUM OVERCURRENT PROTECTION	30 AMPS

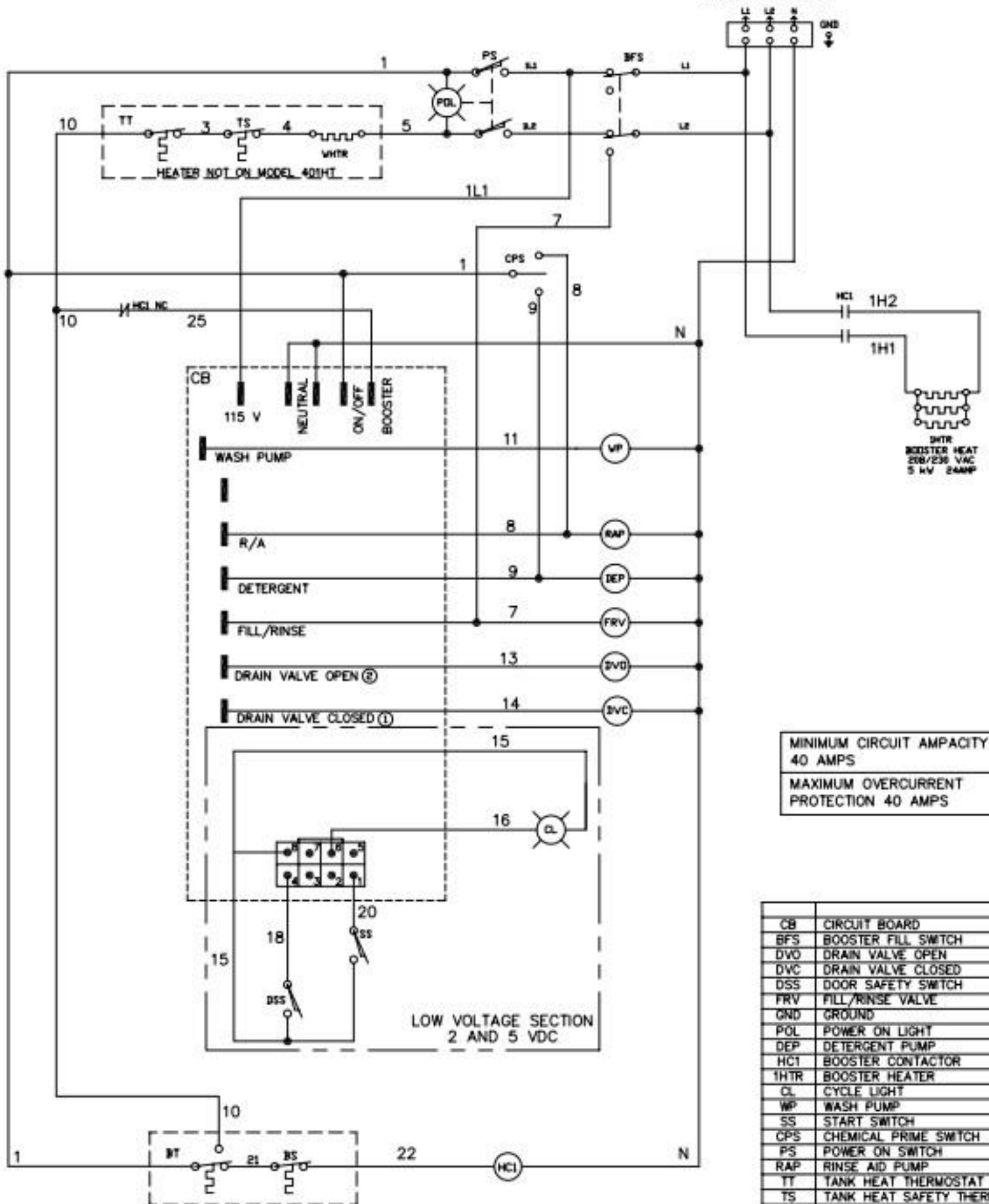
RTS	RINSE TEMPERATURE SENSOR
WTS	WASH TEMPERATURE SENSOR
DP	DRAIN PUMP
CB	CIRCUIT BOARD
BFS	BOOSTER FILL SWITCH
DVO	DRAIN VALVE OPEN
DVC	DRAIN VALVE CLOSED
DBS	DOOR SAFETY SWITCH
FRV	FILL/RINSE VALVE
GRD	GROUND
POL	POWER ON LIGHT
DEP	DETERGENT PUMP
HC1	BOOSTER CONTACTOR
1HTR	BOOSTER HEATER
CL	CYCLE LIGHT
WP	WASH PUMP
SS	START SWITCH
CPS	CHEMICAL PRIME SWITCH
PS	POWER ON SWITCH
RAP	RINSE AID PUMP
TT	TANK HEAT THERMOSTAT
TS	TANK HEAT SAFETY THERMOSTAT
BT	BOOSTER THERMOSTAT
BS	BOOSTER SAFETY THERMOSTAT
EWS	EXTENDED WASH SWITCH
SP	SANITIZER PUMP
WHTR	WASH TANK HEATER
EWL	EXTENDED WASH LIGHT

Prior to S/N 14236
501HT High Temperature Digital Display

DIAGRAM STATE
END OF CYCLE
POWER-OFF
DOOR-OPEN

DATE	NUMBER/REV
26-FEB-07	0512092 REV 3

TO CUSTOMERS RECONNECT SWITCH
PER LOCAL ELECTRICAL CODE
105-200/200V/1PH 40A2



MINIMUM CIRCUIT AMPACITY
40 AMPS
MAXIMUM OVERCURRENT
PROTECTION 40 AMPS

CB	CIRCUIT BOARD
BFS	BOOSTER FILL SWITCH
DVO	DRAIN VALVE OPEN
DVC	DRAIN VALVE CLOSED
DSS	DOOR SAFETY SWITCH
FRV	FILL/RINSE VALVE
GND	GROUND
POL	POWER ON LIGHT
DEP	DETERGENT PUMP
HC1	BOOSTER CONTACTOR
1HTR	BOOSTER HEATER
CL	CYCLE LIGHT
WP	WASH PUMP
SS	START SWITCH
CPS	CHEMICAL PRIME SWITCH
PS	POWER ON SWITCH
RAP	RINSE AID PUMP
TT	TANK HEAT THERMOSTAT
TS	TANK HEAT SAFETY THERMOSTAT
BT	BOOSTER THERMOSTAT
BS	BOOSTER SAFETY THERMOSTAT
EWS	EXTENDED WASH SWITCH
SP	SANITIZER PUMP
WHTR	WASH TANK HEATER
EWL	EXTENDED WASH LIGHT

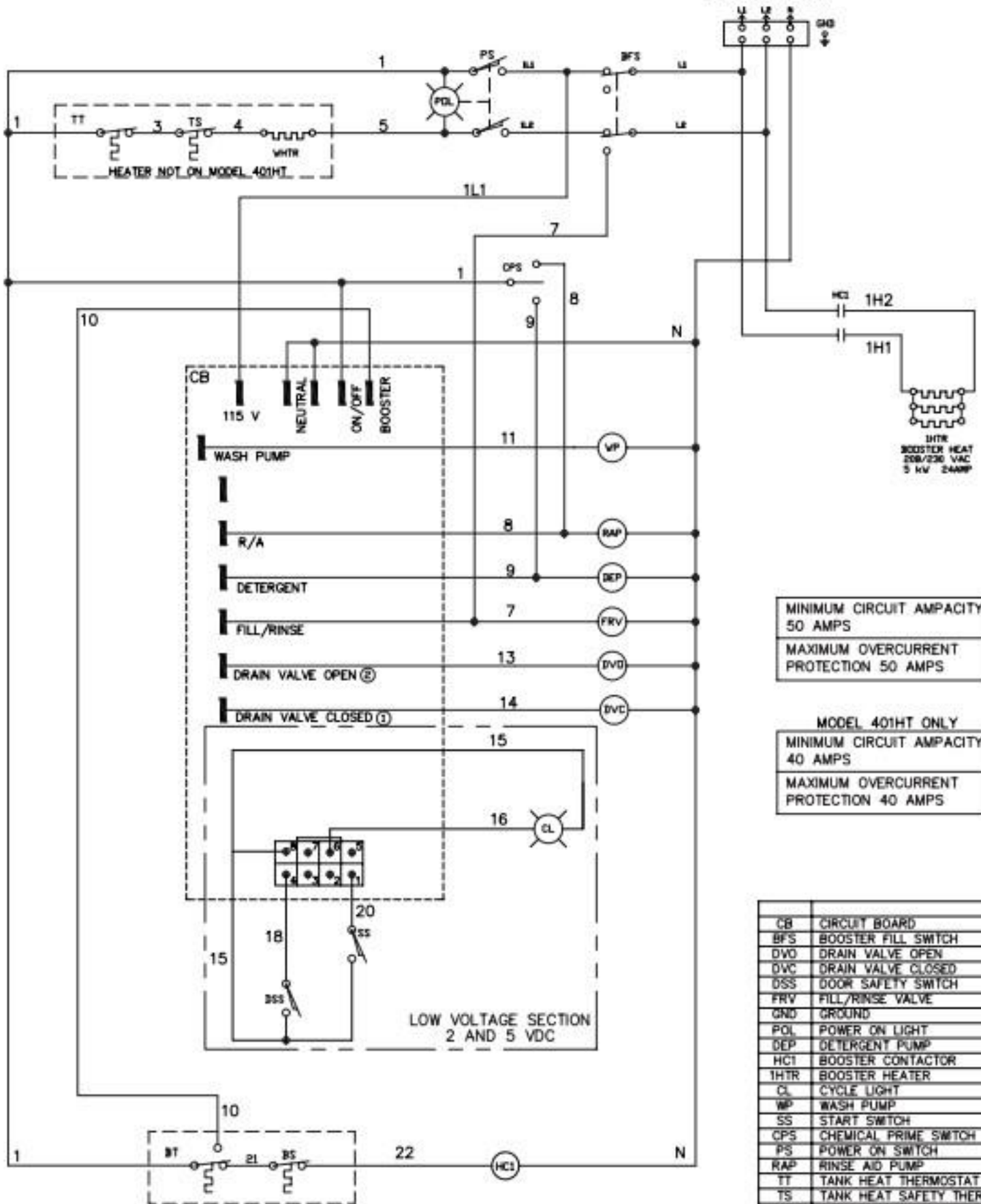
Beginning with S/N W14236 and above
201HT, 401HT High Temperature Dishwasher
with built-in booster.

HIGH TEMP F&D UNDERCOUNTER

DIAGRAM STATE
END OF CYCLE
POWER-OFF
DOOR-OPENED

DATE	NUMBER/REV
10-MAY-07	0512090 REV 4

TO CUSTOMER DISCONNECT SWITCH
PER LOCAL ELECTRICAL CODE
125-208/230V/1PH 60HZ



MINIMUM CIRCUIT AMPACITY
50 AMPS
MAXIMUM OVERCURRENT
PROTECTION 50 AMPS

MODEL 401HT ONLY
MINIMUM CIRCUIT AMPACITY
40 AMPS
MAXIMUM OVERCURRENT
PROTECTION 40 AMPS

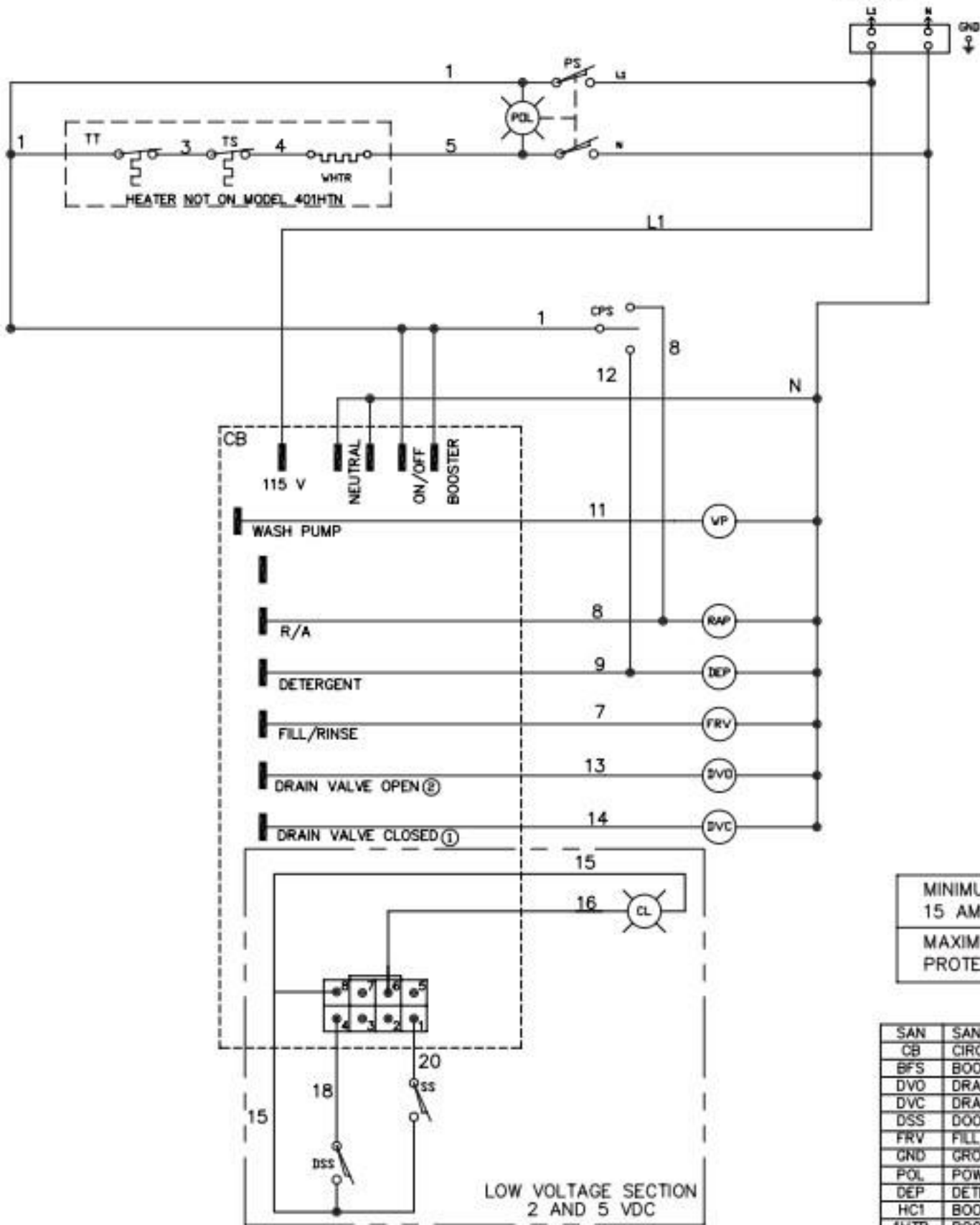
CB	CIRCUIT BOARD
BFS	BOOSTER FILL SWITCH
DVO	DRAIN VALVE OPEN
DVC	DRAIN VALVE CLOSED
DSS	DOOR SAFETY SWITCH
FRV	FILL/RINSE VALVE
GND	GROUND
POL	POWER ON LIGHT
DEP	DETERGENT PUMP
HC1	BOOSTER CONTACTOR
1HTR	BOOSTER HEATER
CL	CYCLE LIGHT
WP	WASH PUMP
SS	START SWITCH
CPS	CHEMICAL PRIME SWITCH
PS	POWER ON SWITCH
RAP	RINSE AID PUMP
TT	TANK HEAT THERMOSTAT
TS	TANK HEAT SAFETY THERMOSTAT
BT	BOOSTER THERMOSTAT
BS	BOOSTER SAFETY THERMOSTAT
EWS	EXTENDED WASH SWITCH
SP	SANITIZER PUMP
WHTR	WASH TANK HEATER
EWL	EXTENDED WASH LIGHT

Prior to S/N 14236
201HT, 401HT
High Temp w/ built-in boosters

DIAGRAM STATE
END OF CYCLE
POWER-OFF
DOOR-OPENED

DATE	NUMBER/REV
10-OCT-06	0512090 REV 3

TO CUSTOMERS DISCONNECT SWITCH
PER LOCAL ELECTRICAL CODE
125/5PH 60HZ

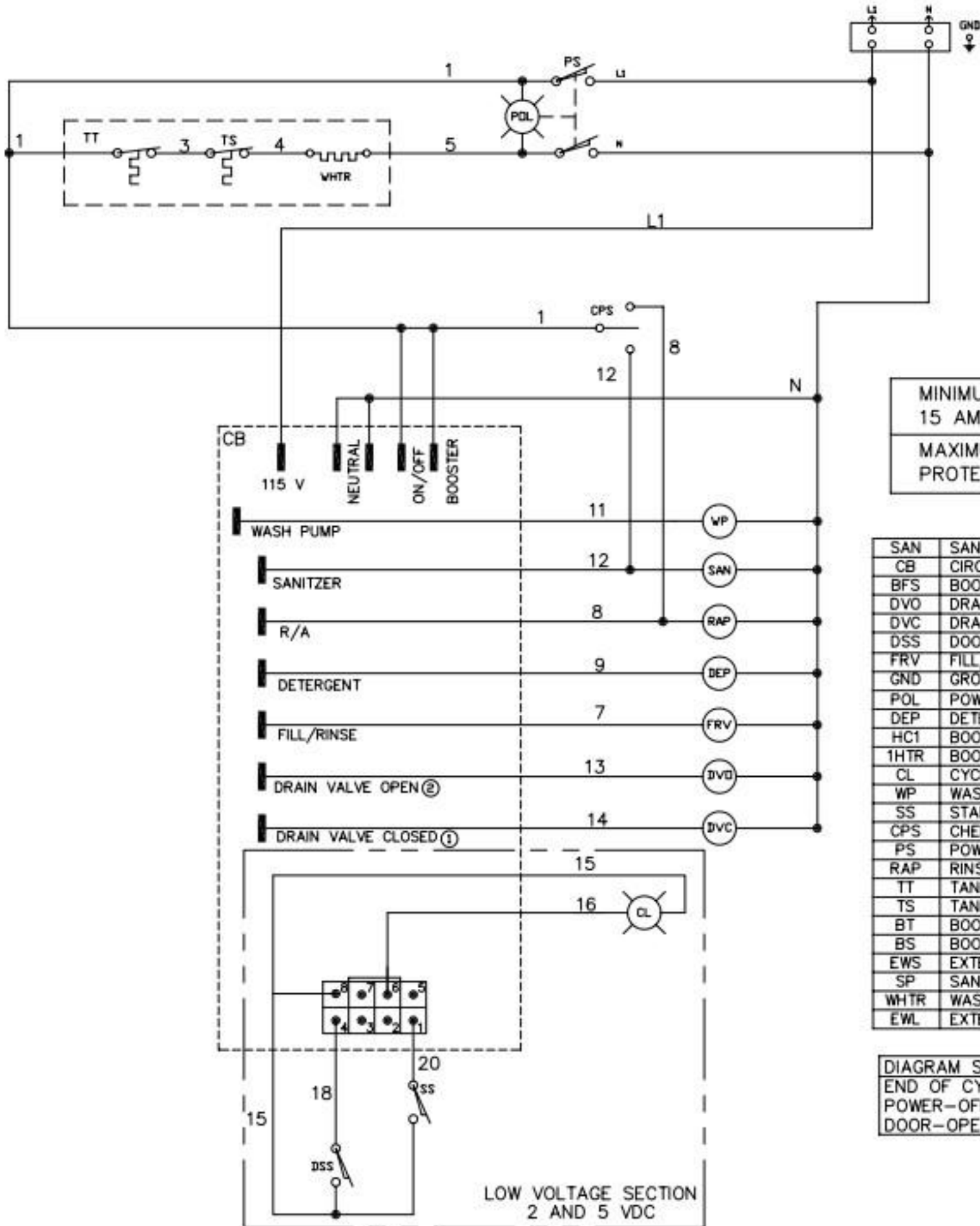


MINIMUM CIRCUIT AMPACITY
15 AMPS

MAXIMUM OVERCURRENT
PROTECTION 15 AMPS

SAN	SANITIZER
CB	CIRCUIT BOARD
BFS	BOOSTER FILL SWITCH
DVO	DRAIN VALVE OPEN
DVC	DRAIN VALVE CLOSED
DSS	DOOR SAFETY SWITCH
FRV	FILL/RINSE VALVE
GND	GROUND
POL	POWER ON LIGHT
DEP	DETERGENT PUMP
HC1	BOOSTER CONTACTOR
1HTR	BOOSTER HEATER
CL	CYCLE LIGHT
WP	WASH PUMP
SS	START SWITCH
CPS	CHEMICAL PRIME SWITCH
PS	POWER ON SWITCH
RAP	RINSE AID PUMP
TT	TANK HEAT THERMOSTAT
TS	TANK HEAT SAFETY THERMOSTAT
BT	BOOSTER THERMOSTAT
BS	BOOSTER SAFETY THERMOSTAT
EWS	EXTENDED WASH SWITCH
WHTR	WASH TANK HEATER
EWL	EXTENDED WASH LIGHT

TO CUSTOMERS DISCONNECT SWITCH
PER LOCAL ELECTRICAL CODE
115/1PH 60HZ



MINIMUM CIRCUIT AMPACITY
15 AMPS

MAXIMUM OVERCURRENT
PROTECTION 15 AMPS

SAN	SANITIZER
CB	CIRCUIT BOARD
BFS	BOOSTER FILL SWITCH
DVO	DRAIN VALVE OPEN
DVC	DRAIN VALVE CLOSED
DSS	DOOR SAFETY SWITCH
FRV	FILL/RINSE VALVE
GND	GROUND
POL	POWER ON LIGHT
DEP	DETERGENT PUMP
HC1	BOOSTER CONTACTOR
1HTR	BOOSTER HEATER
CL	CYCLE LIGHT
WP	WASH PUMP
SS	START SWITCH
CPS	CHEMICAL PRIME SWITCH
PS	POWER ON SWITCH
RAP	RINSE AID PUMP
TT	TANK HEAT THERMOSTAT
TS	TANK HEAT SAFETY THERMOSTAT
BT	BOOSTER THERMOSTAT
BS	BOOSTER SAFETY THERMOSTAT
EWS	EXTENDED WASH SWITCH
SP	SANITIZER PUMP
WHTR	WASH TANK HEATER
EWL	EXTENDED WASH LIGHT

DIAGRAM STATE
END OF CYCLE
POWER-OFF
DOOR-OPENED