



**IMPORTANT FOR FUTURE REFERENCE**

Please complete this information and retain this manual for the life of the equipment:

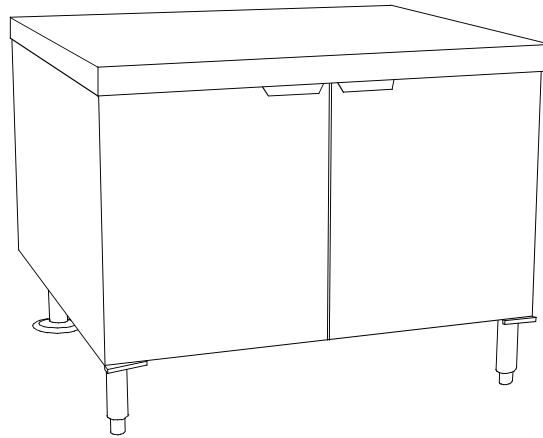
Model #: \_\_\_\_\_

Serial #: \_\_\_\_\_

Date Purchased: \_\_\_\_\_

## PARTS LIST


### Direct Steam Bases for Cookers and Steamers



#### WARNING

Improper installation, adjustment, alteration, service or maintenance can cause property damage, injury or death. Read the installation, operating and maintenance instructions thoroughly before installing or servicing this equipment.

#### CROWN FOOD SERVICE EQUIPMENT

 A Middleby Company

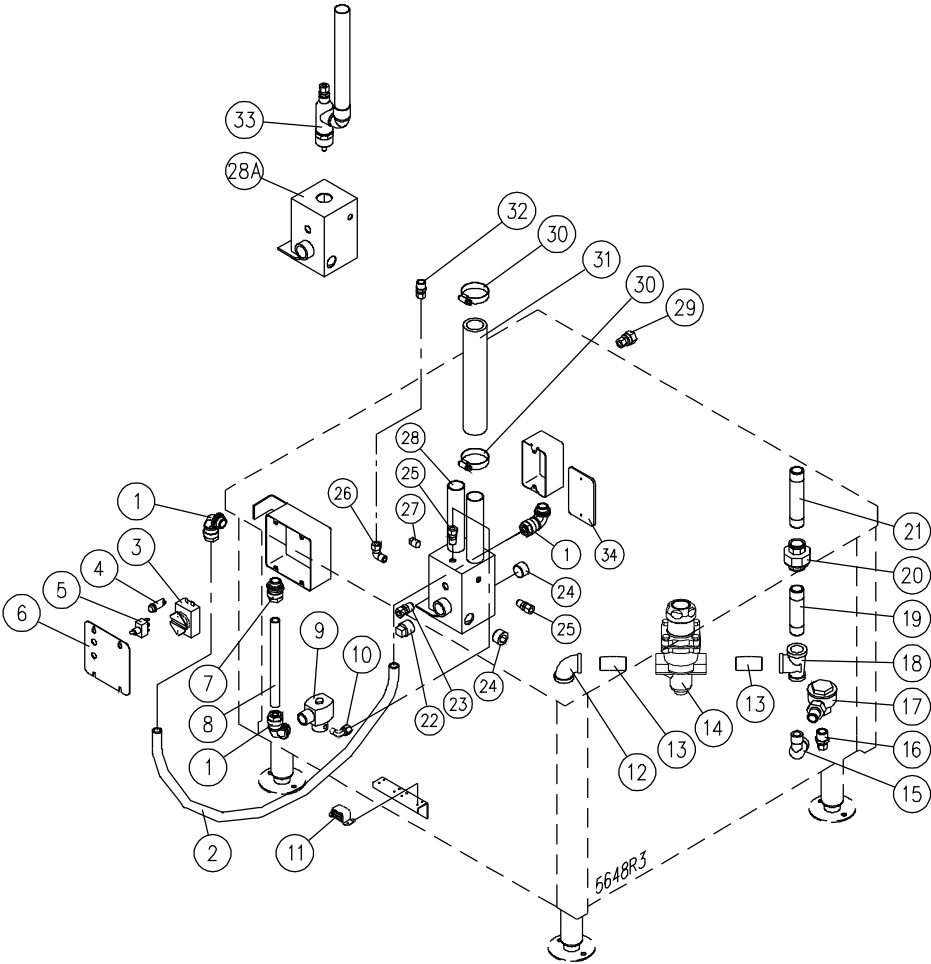
70 Oakdale Road, Downsview (Toronto) Ontario, Canada, M3N 1V9

Telephone: 919-762-1000 [www.crownsteamgroup.com](http://www.crownsteamgroup.com)

Printed in Canada



PARTS LIST, DIRECT STEAM BASES FOR COOKERS AND STEAMERS



PARTS LIST, DIRECT STEAM BASES FOR COOKERS AND STEAMERS

**DIRECT STEAM CABINET**

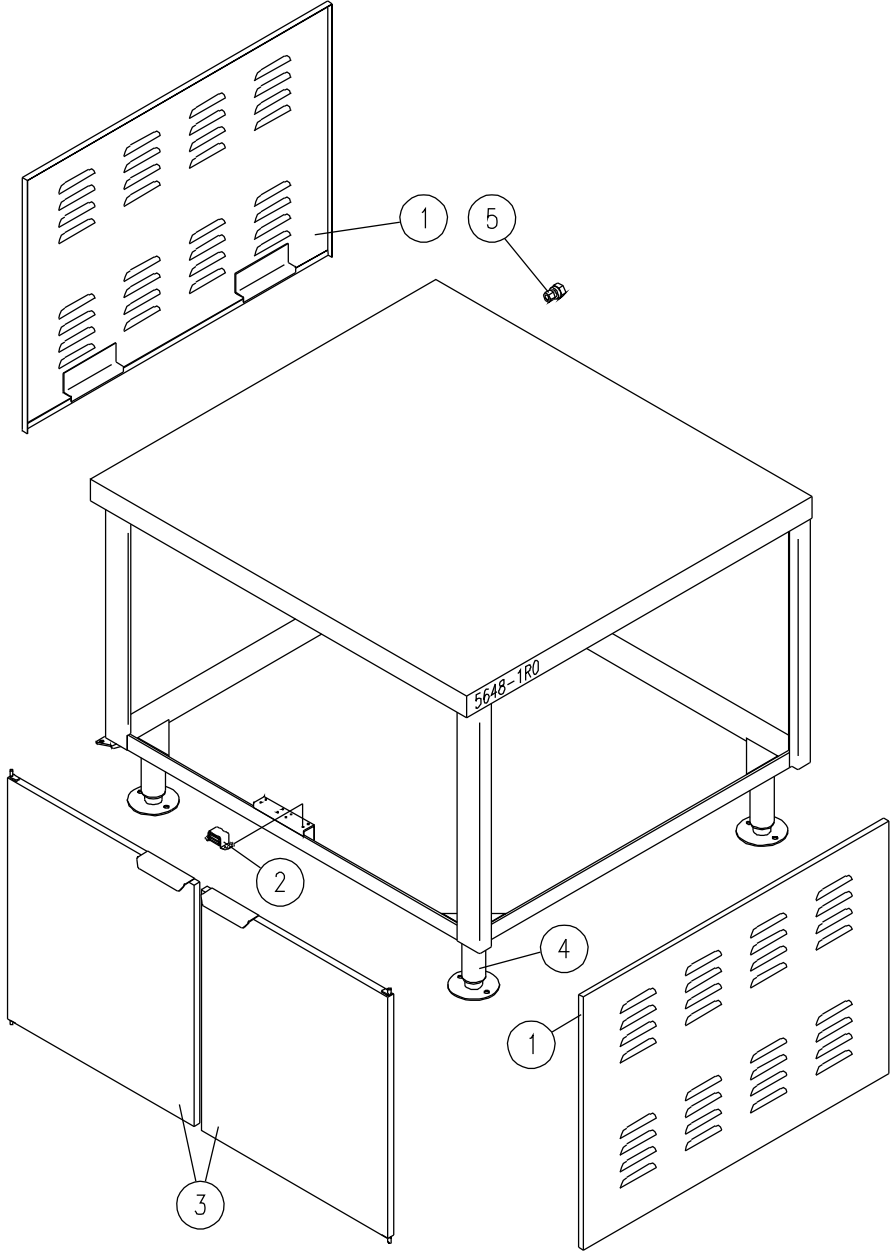
<b><u>ITEM NO.</u></b>	<b><u>PART NO.</u></b>	<b><u>DESCRIPTION</u></b>	<b><u>QTY.</u></b>
1.	9018-1	Liquid Tite Elbow 90°, 3/8"	3
2.	9020-1	Liquid Tite Conduit 36" Long	1
3.	4-TH04	Drain Thermostat	1
4.	4-PL04	Pilot Light, Green, 125V	1
5.	9110-1	Toggle Switch	1
6.	5547-1	Junction Box Cover	1
7.	9019-1	Liquid Tite Straight Connector, 3/8"	1
8.	9020-1	Liquid Tite Conduit 12" Long	1
**	9. 9310-1	Cooling Solenoid, DCX-[2, 10], DC-[2, 3]	1
	9308-1	Cooling Solenoid, DCX-16	1
10.	3-696A	Brass Elbow, 90°, 3/8" Tube x 1/8 NPT	1
11.	4777-1	Magnetic Catch	1
12.	9011-4	Elbow, 90°, 3/4"	1
13.	9090-020	Brass Pipe Nipple, 3/4" x 2" Long	2
14.	9361-1	Pressure Regulator, 3/4" NPT	1
15.	9012-3	Street Elbow, 90°, 1/2"	1
16.	3-686D	Brass Connector, 3/8" Tube x 1/2" NPT	1
17.	9170-1	Steam Trap	1
18.	9013-12	Tee, 3/4" x 1/2" x 3/4"	1
19.	9090-040	Brass Pipe Nipple, 3/4" x 4" Long	1
20.	9015-4	Ground Joint Union, 3/4"	1
21.	9090-050	Brass Pipe Nipple, 3/4" x 5" Long	1
22.	9035-5	Square Head Pipe Plug, 3/4" NPT	1

PARTS LIST, DIRECT STEAM BASES FOR COOKERS AND STEAMERS

<u>ITEM NO.</u>	<u>PART NO.</u>	<u>DESCRIPTION</u>	<u>QTY.</u>	
23.	3-686C	Thermostat Fitting	1	
24.	9127-2	Hex Socket Plug, 3/4" NPT	2	
25.	3-686B	Connector, 3/8" Tube x 1/4" NPT	2	
26.	3-696B	Brass Elbow, 90°, 3/8" Tube x 1/4" NPT	1	
27.	9035-2	Square Head Pipe Plug, 1/4"	1	
28.	6474-1	Drain Assembly (Pressureless Cookers)	1	
28A	6475-1	Drain Assembly (Pressure Cookers)	1	
29.	3-666D	Connector, 3/8" Tube x 1/2" NPT	1	
30.	9017-5	Gear Clamp	4	
**	31.	9186-125-100	Drain Hose, 10" Long (CX-2)	2
		9186-125-200	Drain Hose, 20" Long with Riser	2
		9186-125-150	Drain Hose, 15" Long, (CX-16)	2
		9186-125-090	Drain Hose, 9" Long, (CX-10)	1
	32.	3-686C	Connector, 3/8" Tube x 3/8" NPT	1
	33.	5388-1	Exhaust Drain Assembly (Pressure Cookers)	1
	34.	9-2001	Electrical Box Cover	1

\*\* SELECT AS REQUIRED.

PARTS LIST, DIRECT STEAM BASES FOR COOKERS AND STEAMERS



PARTS LIST, DIRECT STEAM BASES FOR COOKERS AND STEAMERS

**CABINET 28" HEIGHT**

<u>ITEM</u>	<u>PART NO.</u>	<u>DESCRIPTION</u>	<u>24"</u>	<u>36"</u>	<u>48"</u>
1.	3563-1	Side Panel	2	2	2
2.	4777-1	Magnetic Catch	1	2	2
*	M19X-632-14	Catch Screws	4	8	8
**	3. 3373-1	Door Assembly, 23 3/4W x 20H	1		
	3204-1	Door Assembly, R.H. 17 7/8W x 20H		1	
	3209-1	Door Assembly, L.H. 17 7/8W x 20H		1	
	5987-1	Door Assembly, R.H. 23 7/8W x 23 7/8W x 20H			1
	3373-1	Door Assembly, L.H. 23 3/4W x 20H			1
4.	5379-1	Adjustable Flanged Leg	4	4	4
*	HN01X-1213	Hex Nut, 1/2-13 UNC	4	4	4
5.	3-666D	Connector, Brass, 3/8 C x 1/2 FPT	1	1	1
*	NOT SHOWN.				
**	SELECT AS REQUIRED.				

PARTS LIST, DIRECT STEAM BASES FOR COOKERS AND STEAMERS

**CABINET 32" HEIGHT**

<u>PART NO.</u>	<u>DESCRIPTION</u>	<u>WIDTH</u>					
		<u>24"</u>	<u>36"</u>	<u>42"</u>	<u>44"</u>	<u>48"</u>	<u>60"</u>
1. 3563-1	Lower Panel Assembly	2	2	2	2	2	2
2. 4777-1	Magnetic Catch	1	2	2	2	2	3
* M19X-632-14	Rnd Hd Screw, #6-32 UNC x 1/4 Lg.	4	8	8	8	8	12
** 3. 5222-1	Door Assembly, 23 13/16W x 23 15/16H	1					
5988-1	Door Assembly, R.H. 17 13/16W x 23 15/16H		1				
5989-1	Door Assembly, L.H. 17 13/16W x 23 15/16H		1				
3890-1	Door Assembly, R.H. 20 13/16W x 23 15/16H			1			
3891-1	Door Assembly, L.H. 20 13/16W x 23 15/16H			1			
5990-1	Door Assembly, R.H. 21 13/16W x 23 15/16H				1		
5991-1	Door Assembly, L.H. 21 13/16W x 23 15/16H				1		
5223-1	Door Assembly, R.H. 23 13/16W x 23 15/16H					1	
5222-1	Door Assembly, L.H. 23 13/16W x 23 15/16H					1	
5223-1	Door Assembly, R.H. 23 13/16W x 23 15/16H						1
5989-1	Door Assembly, L.H. 17 13/16W x 23 15/16H						1
5988-1	Door Assembly, Centre, 17 13/16W x 23 15/16H						1

PARTS LIST, DIRECT STEAM BASES FOR COOKERS AND STEAMERS

<u>PART NO.</u>	<u>DESCRIPTION</u>	<u>WIDTH</u>					
		<u>24"</u>	<u>36"</u>	<u>42"</u>	<u>44"</u>	<u>48"</u>	<u>60"</u>
4. 5379-1	Adjustable Flanged Leg	4	4	4	4	4	4
HN01X-1213	Hex Nut, 1/2-13 UNC	4	4	4	4	4	4
5. 3-666D	Connector, Brass, 3/8 C x 1/2 FPT	1	1	1	1	1	1

\* NOT SHOWN

\*\* SELECT AS REQUIRED.