



Your Solutions Partner

INSTRUCTIONS

TSC PROOFER OVEN FIRMWARE LOAD INSTRUCTIONS

*This manual is Copyright © 2011 Duke Manufacturing Co. All rights reserved.
Reproduction without written permission is prohibited. Duke is a registered
trademark of the Duke Manufacturing Co.*

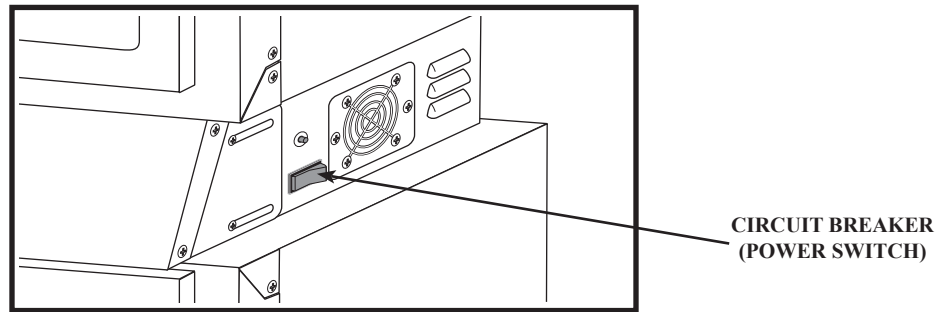
Duke Manufacturing Co.

**2305 N. Broadway
St. Louis, MO 63102
Phone: 314-231-1130
Toll Free: 1-800-735-3853
Fax: 314-231-5074**

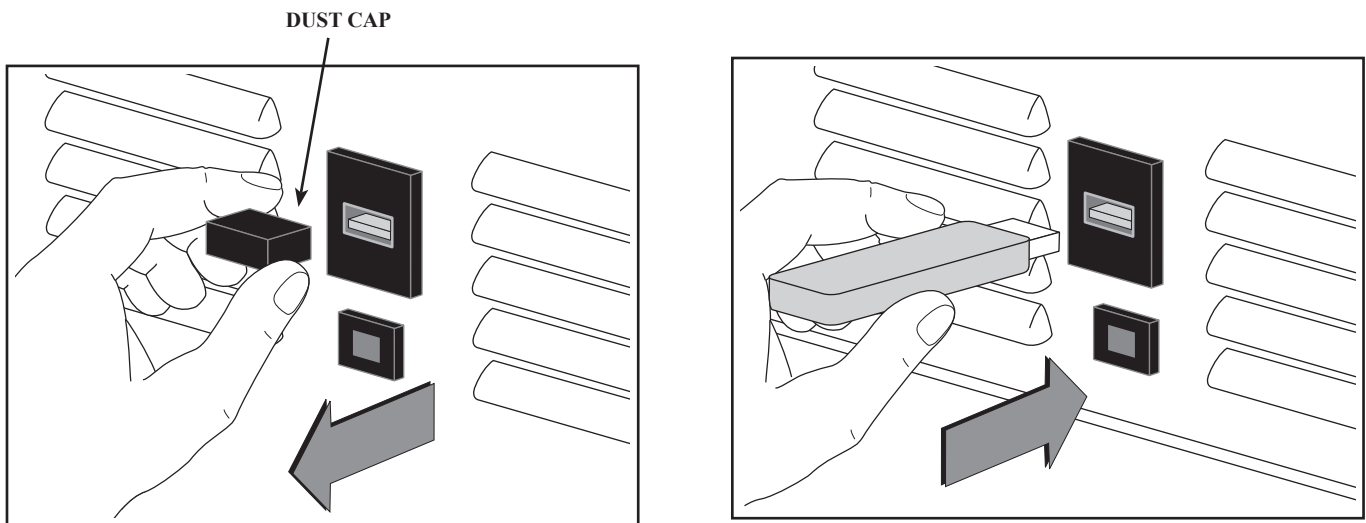
www.dukemfg.com

Firmware load should take under 5 minutes to complete.

- 1) Cycle the main power switch on the right side of the oven to OFF.



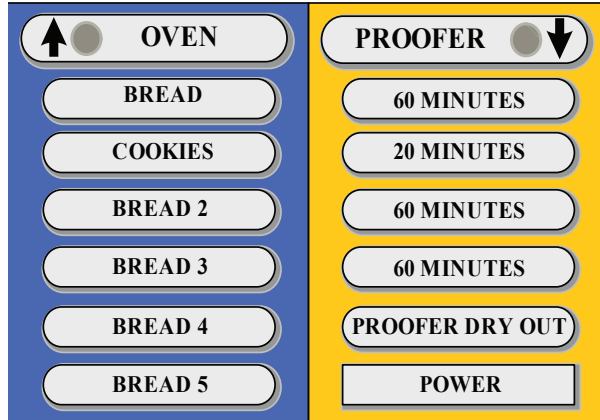
- 2) Remove Dust Cap and insert USB drive into USB port on the left side of the oven.



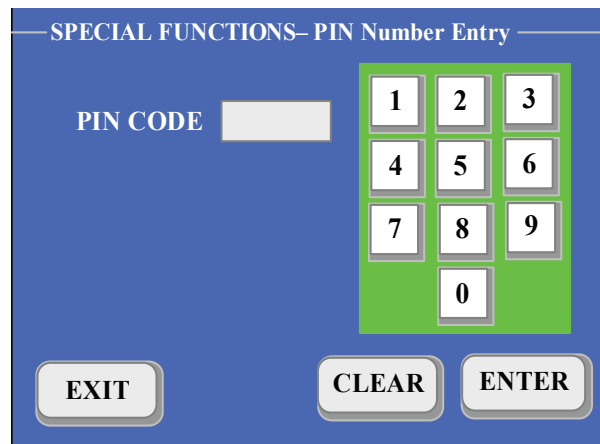
- 3) Cycle the main power switch on the right side of the oven to ON.
- 4) Unit will chirp 3 times to indicate power on. The screen will remain blank. If the screen shown below appears, remove the USB Drive and repeat the process. After approximately 5 seconds, the unit will chirp every second until the load is complete, less than 5 minutes.



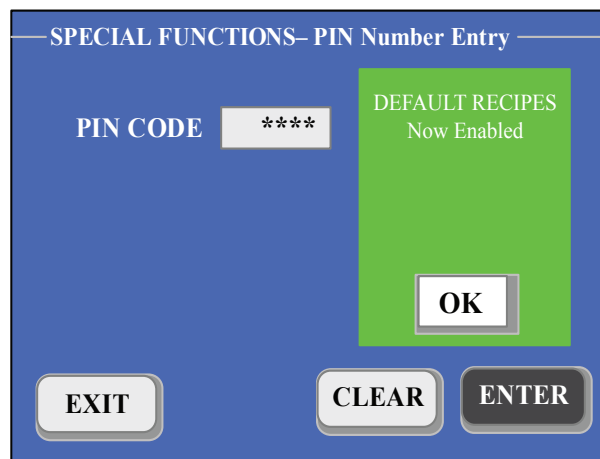
- 5) When the load completes, there will be several rapid chirps, the Duke logo will appear for approximately 5 seconds then the display will change to the recipe screen below.



- 6) Remove the USB drive and replace Dust Cap.
 7) Cycle Main Power Switch on the right side of the oven to “OFF” then back to “ON”. Allow “DUKE” screen to display. Confirm the new version of Firmware is loaded and is displayed in the lower right hand corner of the screen. Verify Code version from USB Drive. If this version is not displayed, repeat the load process.
 8) Press and hold the OVEN button for Approx 5 seconds or until the Special Functions Screen opens.



- 9) Press CLEAR, 1 7 9 2 and ENTER.



- 10) Press OK to accept Default Recipes.
 11) Press EXIT to return to main menu page.
 12) Unit is ready for use.



Your Solutions Partner

Duke Manufacturing Co.

Duke Corporate, Canada, Latin America
2305 N. Broadway
St. Louis, MO 63102
Phone: 314-231-1130
Toll Free: 800-735-3853
Fax: 314-231-5074
www.dukemfg.com

Duke EMEA - Europe, Middle East, Africa, Russia
Duke Manufacturing CR, s.r.o.
Zdebradska 92
Jazlovice, Ricany
Building number DC 4 on the
ProLogis Park Prague D1 West
Prague 251 01
Czech Republic
Phone: +420 257 741 033
Fax: +420 257 741 039

Duke EMEA – UK, Ireland, Nordic Countries
Duke Manufacturing UK Ltd.
Unit 10, Greendale Business Park
Woodbury Salterton
Exeter, EX5 1EW
Phone: +44 (0) 1395 234140
Fax: +44 (0) 1395 234154

Duke Asia Pacific
Duke Manufacturing
No.3 Building
Lane 28, Yu Lv Road
Malu Town, Jiading District
Shanghai 201801, China
Phone: +86 21 59153525 / 59153526
Fax: +86 21 33600628