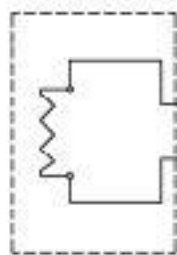
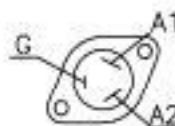
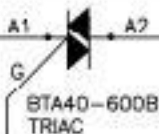


1 X 2100W/120VAC
WATER IMMERSION HEATER



RED/WHITE
RED



BT440-600B
TRIAC
BOTTOM VIEW

SINGLE SHOT
TEMP FUSE

TERMINAL BLOCK

L1 N

L1 N G

POWER SWITCH

STOP SWITCH

RED/WHITE

WHITE

YELLOW

BLUE

BLACK

BROWN

GREEN

K5

K5

K5

B

B

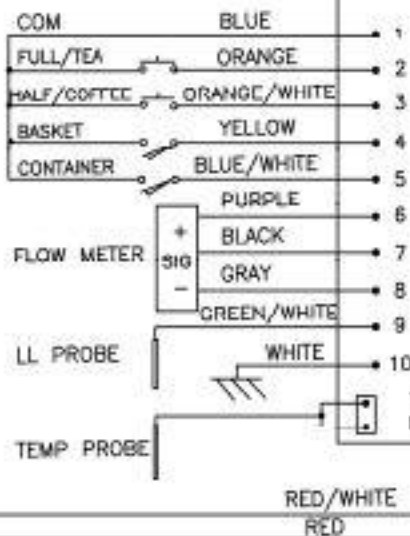
FILL

DILUTION

BREW VALVE

DREW

READY



CONTROL BOARD
51033B
(VIEW FROM THE BACK)

TEMP.
PROBE

HEAT
OUTPUT

RED/WHITE
RED