

# Operation Manual & Parts List

---

---

# Glastender®

A Family Company Manufacturing In The USA Since 1969


## REMOTE DRAFT BEER LINE CHILLERS

BLC-1/3, BLC-1/3-2, BLC-1/2, BLC-1/2-2, BLC-3/4, BLC-3/4-2

---

---

**This manual is specific to line chillers beginning with SN 134209178 and manufactured October 28, 2022 and after.**



BLC-1/3-2

Patented. For more information visit:  
<https://www.glastender.com/patents>

---

---

Glastender, Inc. · 5400 North Michigan Road · Saginaw, MI · 48604-9780  
800.748.0423 · 989.752.4275 · Fax 989.752.4444 · <https://glastender.com>



# Index

<b><u>Topic</u></b>	<b><u>Page</u></b>
Beer Line Chiller Specifications .....	2
Inspection Upon Arrival .....	3
Set-Up Remote Glycol Line Chiller .....	3
Electrical Hook-Up.....	3
Glycol Line Connection .....	3
Glycol Filling.....	4
Unit Start-Up.....	4
System Start-Up .....	4
Digital Controller Operation .....	5
Wiring Diagrams.....	6-7
BLC-1/3, BLC-1/3-2.....	6
BLC-1/2, BLC-1/2-2 .....	6
BLC-3/4, BLC-3/4-2 with Dixell temperature control .....	7
BLC-3/4, BLC-3/4-2 with Full Gauge temperature control.....	7
Typical Installation Detail.....	8
Remote Installation Directions.....	9
Remote Control Panel Installation Detail .....	10
Remote Control Panel Installation Photo .....	11
Remote Beer Line Chiller Accessories.....	12
Replacement Parts.....	13-17
BLC-1/3, BLC-1/3-2, BLC-1/2, BLC-1/2-2 .....	13-14
BLC-3/4, BLC-3/4-2 .....	15-16
Electrical Components .....	17
Trouble Shooting .....	17
Installation Notes.....	18
Terms and Conditions.....	19
Warranty .....	20 - 21

# BLC Specifications

1/3, 1/2, and 3/4 HP Beer Line Chillers with Remote Installable Control Panel

Models: BLC-1/3, BLC-1/3-2, BLC-1/2, BLC-1/2-2, BLC-3/4, BLC-3/4-2



BLC-1/3-2

## Standard Features:

- Control panel is removable and includes wall bracket for remote installation
- Glycol connections 1/2" ID with 100 GPH pump
- Durable black vinyl-clad exterior with 16 gauge galvanized steel base
- Stainless steel, eco friendly, foamed-in-place insulated glycol bath. Eco friendly foamed-in-place insulation has zero impact on global warming or ozone depletion.
- High efficiency heat exchanger minimizes glycol bath size to one gallon
- Front located glycol filling port
- Digital temperature control with LCD display
- Over-sized condenser coil for maximum efficiency
- Clear glycol bath cover for easy visual inspection
- Available with two recirculating pumps (designated by "-2" suffix in model number)

## Dimensional and Specification Information

Model No.		BLC-1/3	BLC-1/3-2	BLC-1/2	BLC-1/2-2	BLC-3/4	BLC-3/4-2
Dimensions†	Length	27"	27"	27"	27"	27"	27"
	Width	25-5/8"	25-5/8"	25-5/8"	25-5/8"	25-5/8"	25-5/8"
	Height	16"	16"	16"	16"	16"	16"
Electrical	Voltage	120V	120V	120V	120V	220V	220V
	Frequency	60 Hz	60 Hz	60 Hz	60 Hz	60 Hz	60 Hz
	Phase	1ø	1ø	1ø	1ø	1ø	1ø
	FLA	13	18.6	13.5	19.5	10.3	13.1
	Dedicated Circuit	20A	20A	20A	30A	20A	20A
	Electrical Connection	Cord & Plug NEMA 5-20P	Cord & Plug NEMA 5-20P	Cord & Plug NEMA 5-20P	Hard Wire	Cord & Plug NEMA 6-20P	Cord & Plug NEMA 6-20P
Refrigerant		R134a	R134a	R134a	R134a	R134A	R134A
Refrigerant Charge		26 oz.	26 oz.	30 oz.	30 oz.	22 oz.	22 oz.
Compressor		1/3 HP	1/3 HP	1/2 HP	1/2 HP	3/4 HP	3/4 HP
Capacities*		1,775 BTUH	1,775 BTUH	2,511 BTUH	2,511 BTUH	4,550 BTUH	4,550 BTUH
Heat Rejection (BTU/hr)		5,323 BTUH	7,616 BTUH	5,527 BTUH	7,984 BTUH	7,581 BTUH	9,683 BTUH
Circulating Pumps		100 GPH	100 GPH	100 GPH	100 GPH	100 GPH	100 GPH
Glycol Bath Capacity		.94 gal	.94 gal	.94 gal	.94 gal	.94 gal	.94 gal.
Shipping Weight LBS (kg)		150 (68.0)	163 (73.9)	153 (69.4)	166 (75.3)	175 (79.5)	193 (87.7)

# Inspection and Set-Up

## 1. Inspection Upon Arrival:

Immediately upon arrival, a visual inspection of the carton should be made to determine if there is evidence of damage in shipment. Following uncrating, make an inspection for any signs of external damage.

## 2. Set-Up of Remote Glycol Line Chiller:

Once the survey of the location has been completed to determine the positioning of the remote glycol line chiller and the connecting draft beer dispensing stations (refer to the specification sheet to be certain that the trunk line will be within the recommended distance), make the necessary provisions to locate the unit and provide for the electrical services.

The ideal set-up is to mount the glycol line chiller on a proper machine stand that is easily accessible for routine maintenance and service.

In less-than-ideal circumstances, it may be necessary to locate the unit on top of the walk-in cooler or on the floor.

**NOTE:** Do not locate the glycol chiller in the walk-in cooler, as the cold ambient temperature will reduce the cooling performance of the unit.

**NOTE:** Clearances around the unit should be adequate to not block airflow and to maintain servicability. The bottom and back of the BLC are the only surfaces that can be in close contact with a surface. Condenser inlet side, Condenser outlet side, Top and Front must remain open for airflow and service. Maintain 24 inches of clearance to these surfaces.

**NOTE:** Ensure ventilation is sufficient to maintain 80°F or lower ambient temperature to maintain rated cooling capacity.

If the unit is located on the floor:

- Ensure the cabinet is sealed to the floor with NSF listed silicon RTV sealant applied around the entire bottom edge of the cabinet.

## 3. Electrical Hook-Up:


Models BLC-1/3, BLC-1/3-2, BLC-1/2, BLC-3/4, & BLC-3/4-2 are supplied with a 20 Amp grounded cord and plug. Model BLC-1/2-2 ships as a hard wire unit and is supplied with a 30 Amp grounded cord only (no plug) that is wired direct to the electrical disconnect. A corresponding 20 Amp or 30 Amp grounded receptacle or electrical disconnect, depending on the line chiller model used, must be installed within reach of the unit.

## 4. Glycol Line Connection:

Typically, glycol recirculating lines are used to transport the glycol in the line chiller to and from the walk-in cooler to be connected to the glycol lines in the beer line set.

### Recirculating Return

Connect your glycol recirculating line from the beer line set to the Line Chiller 1/2" barb fitting.



### Recirculating Outlet

Connect your glycol recirculating line from the beer line set to the Line Chiller 1/2" barb fitting.

# Glycol Filling and Start-Up

## 5. Glycol Filling:

The glycol bath capacity is 1 gallon (US). Glycol supplied by Glastender, Inc. may be diluted to a ratio of (1) part glycol to (2) parts water for freeze protection down to 0°F (-18°C) or a ratio of (1) part glycol and (3) parts water for freeze protection down to 10°F (-12°C). These mix ratios are recommended, since the refrigeration system is not capable of lowering the temperature of the glycol bath below 15°F (-9.4°C)

For glycol not supplied by Glastender, Inc. please consult the glycol manufacturer's recommended mixing ratio for the desired operating temperature.

**NOTE: Do not place full strength glycol (undiluted) in the bath, as it will reduce the efficiency of the refrigeration system and may result in damage to the recirculation pump due to increased viscosity of cold glycol.**

**NOTE: Select and use only a propylene glycol product that meets FDA (Food and Drug Administration) regulations as a food grade product. Any substitution of food grade glycol with automotive anti-freeze or other products will expose people to hazardous chemicals.**

Fill the bath with glycol mixture by removing the black plug in the top of the glycol back and placing a funnel in the fill hole. Pour in the glycol mixture until the level is 2-1/2" from the top.

## 6. Unit Start-Up:

- Connect unit to appropriate electrical circuit. For more information refer to Step 3, Electrical Hook Up.
- Models BLC-1/3, BLC-1/3-2, BLC-1/2, BLC-1/2-2, BLC-3/4, and BLC-3/4-2 have a condensing unit power switch. There are separate power switches to operate the recirculating pumps. The compressor power switch will not operate the compressor unless pump switch 1 is in the on position.
- Check all glycol circuit line connections for leaks.
- As you are priming the BLC-1/3, BLC-1/2, or BLC-3/4 lines, continue to add the glycol mixture to keep the bath level 2-1/2" from the top.

## 7. System Start-up:

It is a good practice to operate the glycol recirculation system for sixty (60) minutes before running beer through to the remote dispensing station(s). This enables the glycol circuit to be checked for leaks. Also, recirculating cold glycol through the lines enables the temperature inside the trunk line to stabilize before beer is introduced.

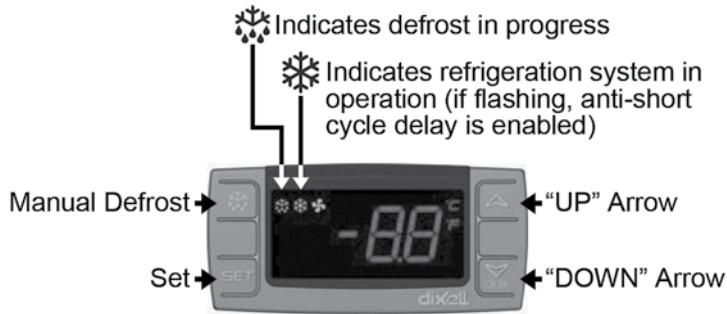
Once the refrigeration unit and the glycol recirculating pump have operated for sixty (60) minutes or more, the beer product can be connected and drawn through the trunk line.

- Check the system for leaks.
- Thoroughly insulate all line joints in the trunk line and dispensing station(s).

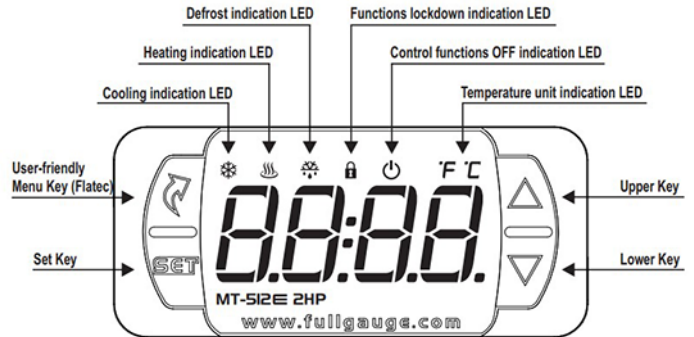
It is recommended that the glycol lines be insulated inside the walk-in cooler to prevent excessive ice build up. Insulate the glycol lines all the way up to the sealed chaseway as it exits the walk-in cooler.

# Digital Controller Operation

## Dixell



## Full Gauge



### 8. Digital Control Set Point:

The operating temperature range is preset at the factory according to the table below and can be adjusted up or down within the limits shown.

**Dixell** - Push and hold the Set button for more than 2 seconds. When the °F is flashing, Use the UP or DOWN Arrows to adjust the set point to the desired value.

**Full Gauge** - Push and hold the Set button for more than 2 seconds. The control will flash SET and then display the set point value. Use the increase or decrease key to change the set point to the desired value.

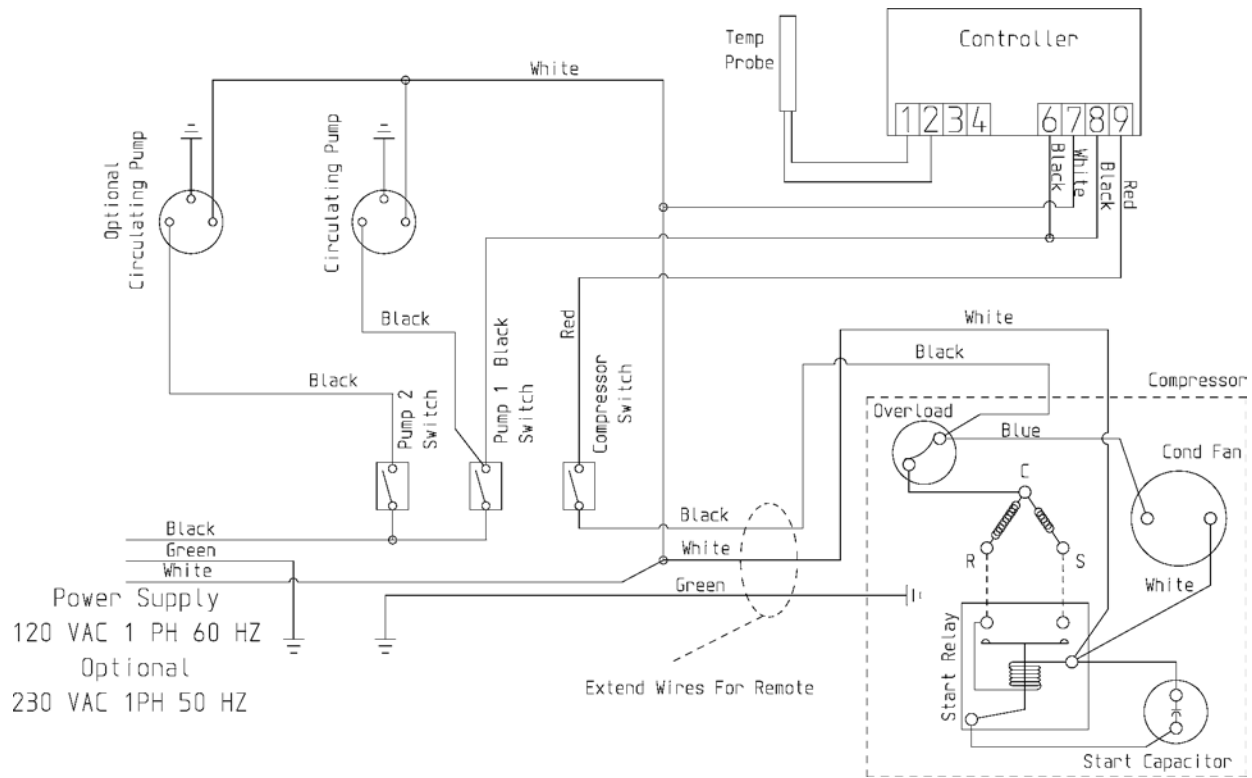
**To save the new set point and return to the temperature display mode** - push and release the SET button or wait ten seconds.

	Factory Settings		Range of Adjustment	
	Set Point	Operating Range†	Minimum Set Point	Maximum Set Point
<b>Standard Cooler Setting</b>				
<b>BLC</b>	28° F	28° F to 33° F	27° F	32° F

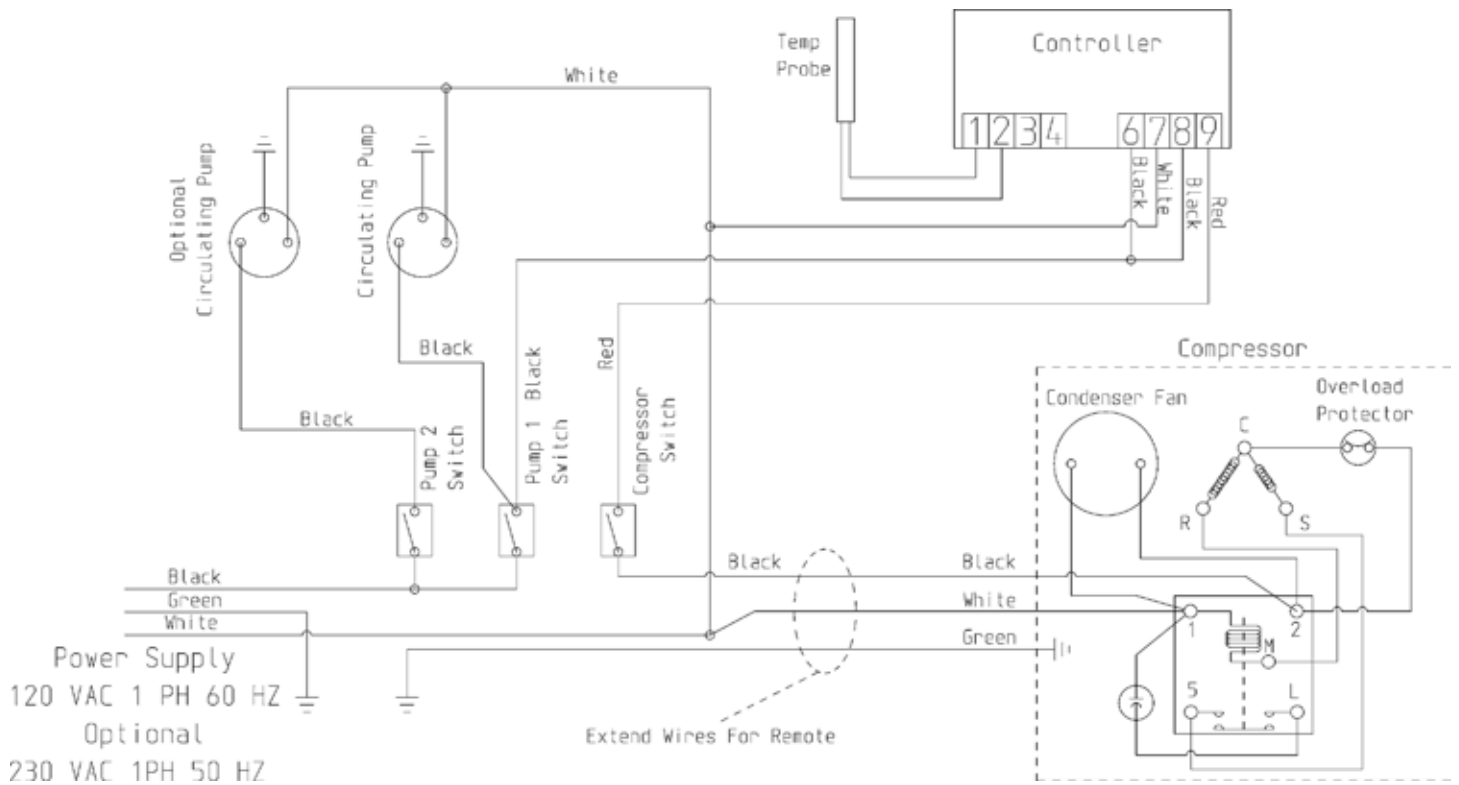
† Adjusting the factory set point will also adjust the operating range by the same amount

The thermostat control probe wire connector may become disconnected when the electrical compartment cover is removed. This will result in thermostat P1 (Dixell) or Err1 (Full Gauge) code. While the code is flashing the compressor will cycle 5 minutes on and 5 minutes off and may cause the product to be warmer or colder than desired. Service calls to reconnect the probe wiring are not covered by factory warranty.

# BLC-1/3, BLC-1/3-2 Wiring Diagram

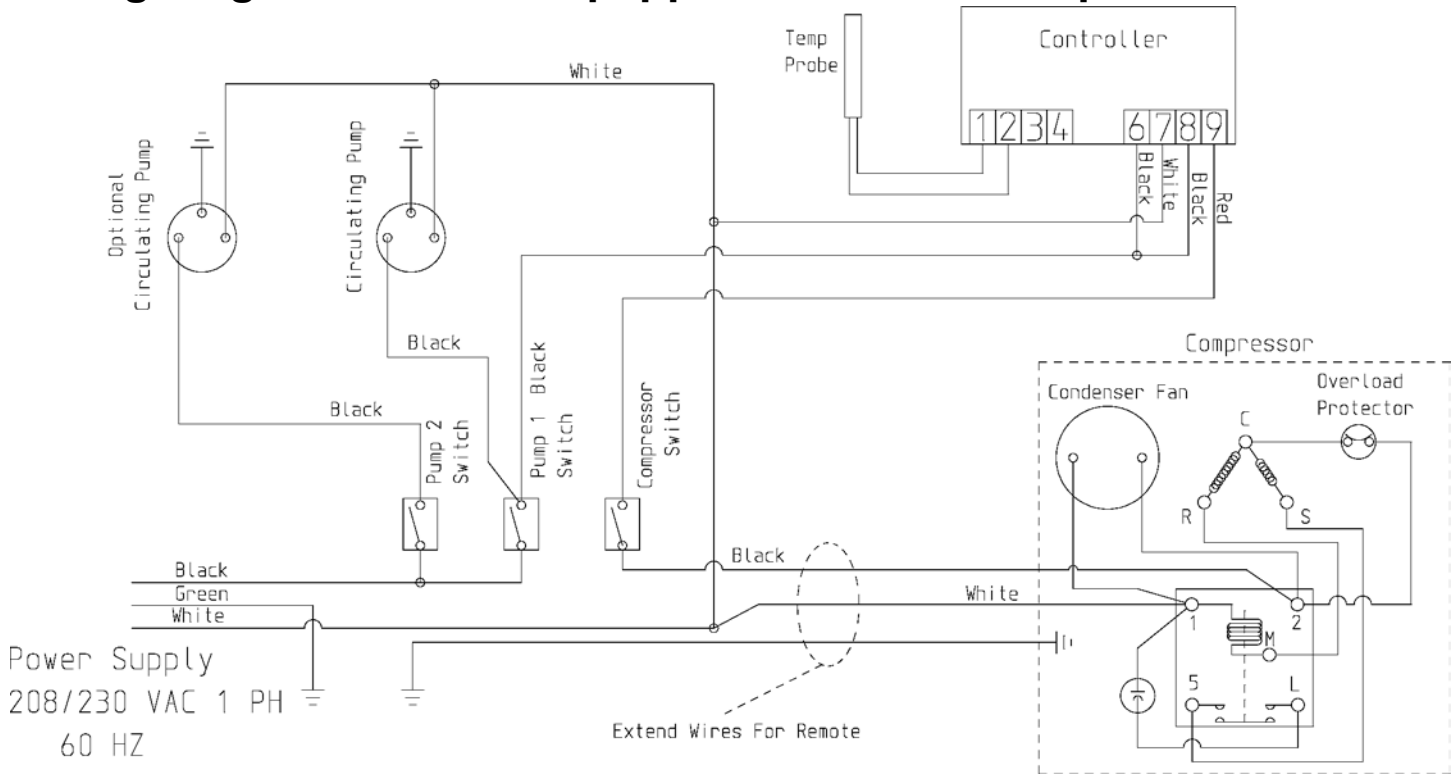


# BLC-1/2, BLC-1/2-2 Wiring Diagram



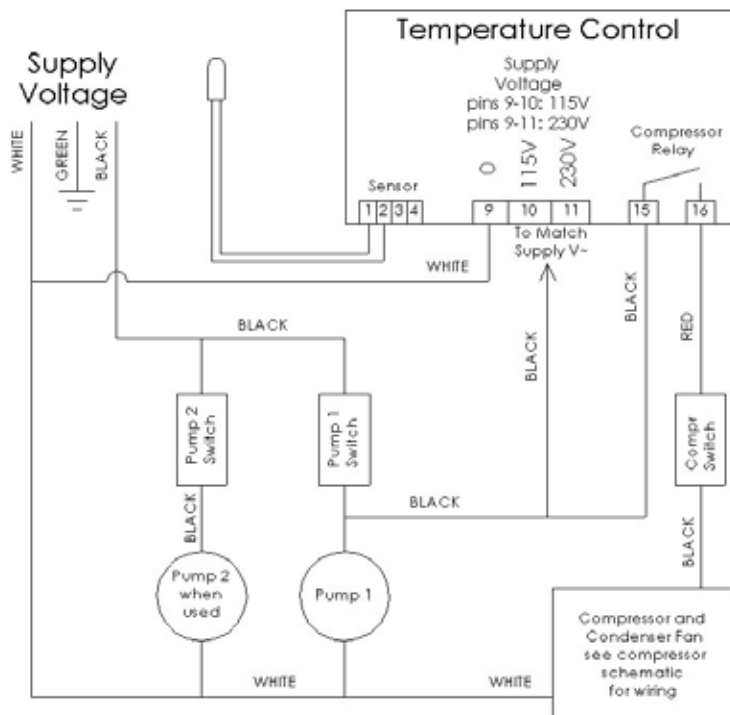
# Dixell BLC-3/4, BLC-3/4-2 Wiring Diagram

Wiring diagram for units equipped with Dixell temperature control

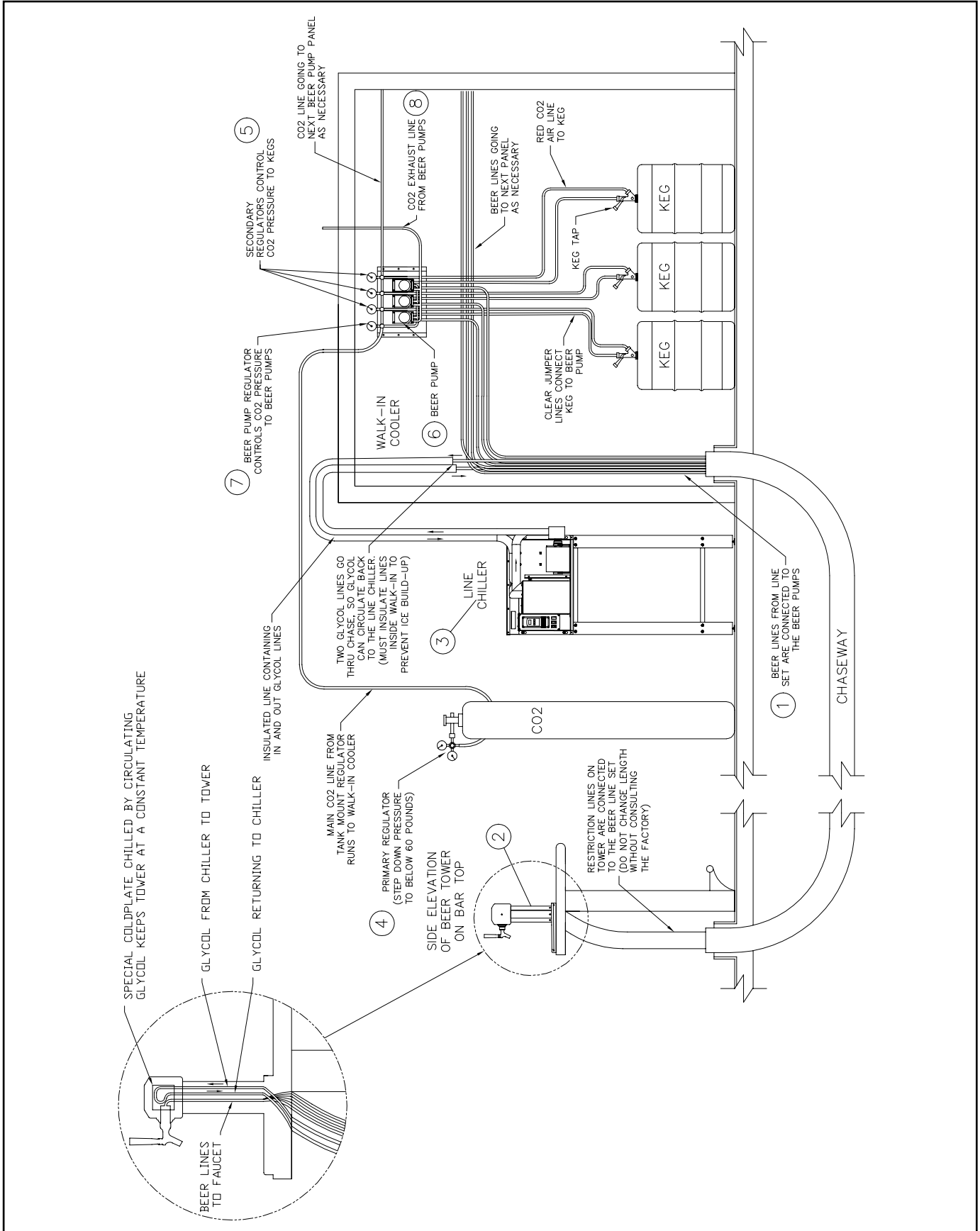


# Full Gauge BLC-3/4, BLC-3/4-2 Wiring Diagram

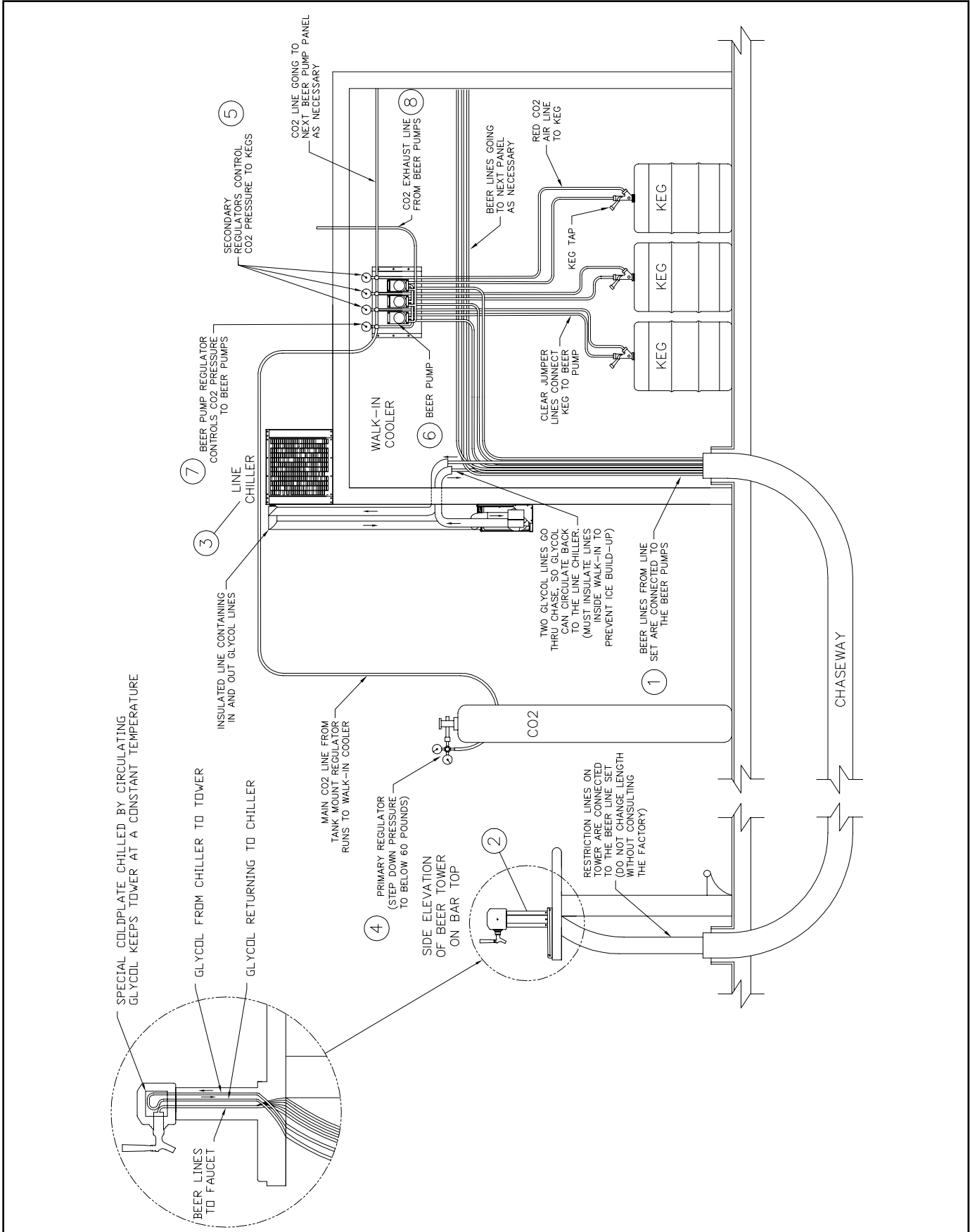
Wiring diagram for units equipped with Full Gauge temperature control



# Typical Installation Detail




# Remote Control Panel Installation Detail




# Instructions For Control Panel Remote Installation


The Glastender exclusive, patent pending beer line chiller design houses the heat exchanger inside the condensing unit compartment. For models BLC-1/3, BLC-1/3-2, BLC1/2, BLC-1/2-2, BLC-3/4, and BLC-3/4-2, this unique feature allows the control panel with glycol bath and recirculating pump(s) to be easily installed separately from the condensing unit in a more conveniently accessible location.




Remove cabinet top and vented side to get at the power cord. Disconnect 33" power cord.




Remove control cover to get at the power cord. Disconnect 33" power cord.




Disconnect glycol line from heat exchanger.




Disconnect glycol line from bath.




Remove control panel installed with four screws from cabinet. NOTE: Wall rack will be found behind control panel.



Mount wall rack for control panel at new site.




Clip control panel onto wall mounting plate. Secure against wall through four corner holes.




Install power line between condensing unit and control panel.



Install and insulate glycol line from heat exchanger to bath



Connect glycol recirculating line from pump outlet 1/2" barb fitting to the beer line set.



Connect glycol recirculating line from beer line set to the return 1/2" barb fitting.

# Remote Control Panel Installation Photo

The Glastender exclusive, patented beer line chiller design houses the heat exchanger inside the condensing unit compartment. This unique feature allows the control panel with glycol bath and recirculating pump(s) to be easily installed separately from the condensing unit in a more conveniently accessible location. Simply remove the control panel from the condensing unit cabinet and mount it in the desired location. Only glycol and electrical lines need to be run between the control panel and the condensing unit cabinet.

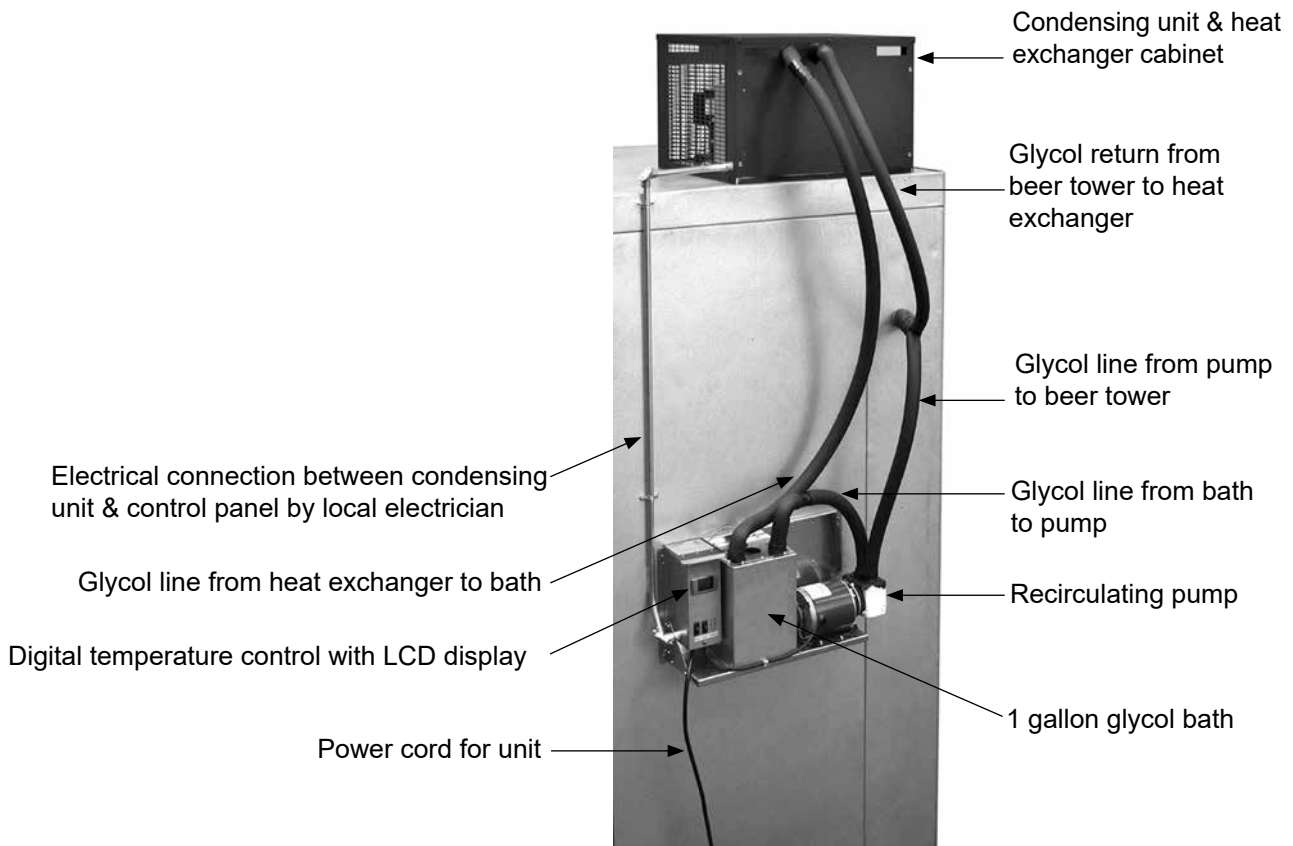


Photo shows BLC-1/3 in an installation setting with the control panel installed remotely from the condensing unit cabinet.

## Remote Beer Line Chiller Accessories

All Glastender line chillers may be placed on 6" legs that are adjustable up to 7". The leg set includes 16 gauge galvanized steel that are mounted to the base plate of the unit.

All line chiller stands are 39" high by 25-5/16" deep. **LCS-S** and **LCS-G** stands are 26-7/8" wide. **LCS-S2** and **LCS-G2** stands are 32-7/8" wide to accommodate a line chiller on both the top and bottom shelf. Comes with adjustable feet for leveling. The bottom shelf is at the 8" high level. Pre-drilled mounting holes fit Glastender line chiller models. The four stands are used for all line chiller models.

A line chiller wall rack is a shelf that is mounted to a structural wall. The shelf has holes that correspond to the line chiller mounting holes, so the line chiller can be bolted to the shelf. One size rack is used for all line chiller models.



Stands

**LCS-G**

Wall Racks

**LCR-G**



# BLC-1/3, BLC-1/3-2, BLC-1/2, BLC-1/2-2 Replacement Parts



# BLC-1/3, BLC-1/3-2, BLC-1/2, BLC-1/2-2 Replacement Parts

<b>Part No.</b>	<b>Description</b>
1. 06001439	Compressor, 1/3 HP, R134a, 120V
09000334	Compressor, 1/2 HP, R134a, 120V
2. 09000526	Condenser coil, 12.00" x 13.50"
3. 08000085	Motor, condenser fan
4. 09000528	Fan blade, 10" 30 degree S condenser
5. 06001385	Filter dryer, 1/4" x 1/4"
6. 07000953	Accumulator, suction line
7. 09000523	Evaporator, flat plate housing assembly
8. 05001785	Pump, glycol, 100 GPH, brass
9. 09000340	Pump motor, 1/3 HP, 120V
10. 06001595	Insulation, Fluid-O-Tech pump, 2 piece set
11. 06001412	Rocker switch
12. 09000728	Dixell control (starting with and after 11/21/13 - SN 134147623)
06003951	Probe, Dixell control
13. 09000496	Top, compressor, black vinyl, flat plate chiller
14. 09000498	Front, compressor, moly, flat plate chiller
09000500	Back, compressor, black vinyl, flat plate chiller
15. 09000502	Side, compressor, black vinyl, flat plate chiller
09000522	Side, coil, black vinyl, flat plate chiller
16. 09000705	Glycol tank assembly, BLC single pump
17. 09000706	Glycol tank assembly, BLC dual pump
09000764	Expansion Valve, BLC-1/3
09000765	Expansion valve, BLC-1/2 and BLC-3/4 models

# BLC-3/4 & BLC-3/4-2 Replacement Parts



## BLC-3/4 & BLC-3/4-2 Replacement Parts

<b>Part No.</b>	<b>Description</b>
1. 09000335	Compressor, 3/4 HP, R-134a, 220V 60hz
09000526	Condenser coil, 12 x 13.5
2. 08000085	Motor, 16 watt Condenser Fan
3. 09000528	Fan Blade, 10"
4. 06001385	Filter Dryer, 1/4" x 1/4"
5. 09000286	Accumulator DISCONTINUED
6. 09000523	Evaporator, flat plate housing assembly
7. 05001785	Pump, glycol, 100 GPH, brass
8. 09000342	Pump motor 1/3hp, 220V
9. 06001595	Insulation, Fluid-O-Tech Pump, 2 piece set
10. 06001412	Rocker Switch
11. 09000766	Thermostat, LED display, range 28-34°F, BLC
06003951	Probe, For use with Dixell Control Only
06010205	Probe, For use with Full Gauge Control Only
12. 09000496	Top, compressor, black vinyl, flat plate chiller
13. 09000498	Front, compressor, moly, flat plate chiller
14. 09000502	Side, compressor, black vinyl, flat plate chiller
09000500	Back, compressor, black vinyl, flat plate chiller

# Power Cords

<u>Part No.</u>	<u>Description</u>
09000263	Power cord, 104", BLC-1/3, BLC-1/3-2, BLC-1/2
09000613	Power cord, 104", dual pump units ( BLC-1/2-2)
09000262	Power cord, 104" (BLC-3/4, BLC-3/4-2)

# Trouble Shooting

## Complaints of warm beer...

- Check the temperature of walk-in beer cooler.
- Check the glycol bath temperature.
- Check that recirculating pump is operating.
- 

## Refrigeration Compressor Will Not Run...

- Check that the unit is getting electrical power.
- Check that cold control is working.
- Check that all wiring connections are secure.
- 

## Refrigeration Compressor Runs But Not Cooling...

- Check for refrigerant leaks.
- 

## Noisy or Hot Recirculating Pump...

- Ensure that glycol bath is not frozen.
- Ensure that the glycol solution has been properly diluted.
- Check motor and pump coupling for wear.
- 

## Recirculation Pump Not Working...

- Ensure that pump and motor coupling has not worn free.



# Terms and Conditions

## Prices:

All prices are LIST. Applicable taxes will be added.

## Quotations:

Unless otherwise stated, quotations are effective for 30 days only.

## Acceptance:

All orders are subject to acceptance by Glastender, Inc.'s headquarters in Saginaw, Michigan. Possession of the Product Directory and Price List is not an offer to sell.

## Shipments:

F.O.B. factory in Saginaw, Michigan. Freight terms are Third Party or Collect if shipped directly to you. Prepay and Add to Invoice freight terms are available upon request. The approximate shipping weights of all products are listed with the prices. Partial shipments will be made unless otherwise specified by the customer. Surface freight classifications are:

- GT-24/GT-30/GW24 Glasswashers - Class 175
- GT-18 Glasswashers - Class 175
- All Underbar Equipment - Class 175
- Bar Die Orders – Class 250
- Portable Bars - Class 175
- Remote refrigerators (i.e., no compressor) or dry storage back bar equipment - Class 175
- Self-contained refrigeration equipment - Class 150
- Ice Display Units (IDU and GDU) - Class 175
- Lighted Liquor Displays - Class 175
- Beer line chillers and beer towers (beverage dispensing equipment) - Class 175
- Bottle Disintegration System - Class 150
- Ice Cream Freezers - Class 125

All small items are evaluated to see the most cost effective means for shipment. Many small items ship via UPS or FedEx; however, when dimensional weight is excessive, LTL carriers are the most cost effective choice. Spare parts orders received before 1:00 PM EST can usually be shipped the same day.

The order department is happy to assist with routing or shipping questions.

## Payment Terms:

Cash should be included with all orders unless credit terms have been arranged. To establish credit, banking and trade references are required. A convenient credit application is available upon request. Payment via credit card is not our normal means of receiving payment. Visa and MasterCard will be accepted, but must be charged at the time of shipment. In addition, a payment via credit card for orders totaling more than \$500 will incur a 3% convenience fee on the total transaction amount.

## Delivery:

The majority of equipment is manufactured to order and typically ships within three to six weeks after complete order information is received by the factory. In-stock equipment typically ships within two to three days of the factory receiving complete order information.

## Returns:

Items specified as "Manufactured to Order" are NOT returnable. A Return Authorization number must be issued by the factory in advance for any items that are returnable. The number MUST be noted on the outside of the returned package. Returns must be received within 90 days of the issue date. Shipping charges must be prepaid. A minimum 20% restocking charge will be applied to all authorized returns if received in new, unused condition in the original packaging.

The above conditions apply to spare part returns, except spare part returns must be received within 30 days of original shipment for electronic or electrical parts or within 90 days for all other parts.

## Loss or Damage:

For customer routed shipments, Glastender, Inc. is not responsible for any loss, damage, or delay of merchandise during shipment. Such transit claims must be filed with the carrier. Merchandise must be examined on arrival. If shortages occur, Glastender,

Inc. must be notified in writing within five (5) days of delivery to honor any shortage claim. Glastender will assume responsibility for freight claims on Prepay and Add shipments but the customer must inspect freight and note any damage upon receipt. Failure to do so may result in losses at the customer's expense.

## Custom Orders:

Custom orders must be paid in advance and are not subject to cancellation.

## Laminates:

Some products include common, readily available plastic laminates of the customer's selection. There may be an additional charge if uncommon varieties are ordered.

## Glastender Freight Program

### Program Conditions

Glastender, Inc. equipment pricing includes standard freight costs under the following conditions:

- Equipment order is for a minimum of \$2,500, shipped to a single destination at the same time.
- Freight carrier is selected by Glastender, Inc. and may vary based on destination, transit times, performance history, customer service, or other factors.
- Shipping destination is within the continental United States and Canada. Non-continental or other international destinations are shipped to port of export.
- Combining equipment orders is allowed to reach the minimum order level if combined orders are shipped to the same destination at the same time.
- Equipment order terms of sale are FOB Saginaw MI / Freight Prepaid.
- Equipment returns are not covered.
- Parts orders do not qualify and will be charged shipping accordingly.

### Customer Responsibilities

In addition to the program conditions listed above, the receiving customer must:

- Note all damage on the delivery receipt at the time of delivery.
- Open and inspect any items that look suspicious or raise concern, even if the carrier tells you it is not allowed.
- Refuse only the damaged items and keep the other items on the order.
- When in doubt, sign the delivery receipt as damaged.

The only way to hold the carrier liable is to sign the delivery as damaged.

### Additional Fees

Additional carrier-related services and fees over and above standard freight costs are not covered. Such services and fees will be invoiced at the time of order or after the order has shipped.

Examples of additional fees include the following:

Split shipment.....	Cost difference between single shipment and split shipment
Lift gate.....	\$55 (Only available for items under 96" in total packaged length)
Inside delivery.....	\$100 per pallet/piece
Residential delivery .....	\$100
Limited access site .....	\$100
Expedited delivery .....	Difference from standard rate
Special delivery time.....	Carrier rate
Storage .....	Carrier rate
Re-delivery.....	Carrier rate
Re-consignment.....	Carrier rate
Other additional services not listed...	Carrier rate

### Questions

For questions regarding the Glastender Freight Program, please contact our sales department:

- 989.752.4275 or orders@glastender.com

03/11/2025

# Warranty Statement

(for products shipping June 1, 2025 and after)

## **APPLICABLE TO ALL PRODUCTS SOLD WITHIN THE UNITED STATES AND CANADA**

Glastender, Inc. warrants all products to be free of defects in material and workmanship.

### **All Glasswashers and BDS models**

One-year parts and labor warranty. Warranty is effective for one year from the date of installation or up to 18 months from date of factory shipment, whichever occurs sooner.

### **All Self-Contained Refrigeration Models**

Two-year parts and labor warranty. Warranty is effective for two years from the date of installation or up to 30 months from date of factory shipment, whichever occurs sooner.

Authorization for labor must be obtained from Glastender within the warranty period and prior to the service being performed.

Labor warranty applies to the 50 states of the USA and Canada only.

Remote refrigeration models exclude the labor warranty for issues related to the field installation and test of the completed refrigeration system, provided by others.

Field replacement parts not covered under the original warranty include a 90-day part warranty from the date of installation.

### **EXTENDED PARTS & LABOR WARRANTY**

Glastender's two-year parts and labor warranty on self-contained refrigeration models can be extended by one year with the purchase of an extended parts and labor warranty. Specify option number EWR3 (\$325 net price) when ordering.

### **FIVE YEAR COMPRESSOR PART WARRANTY**

Glastender warrants the compressor for all self-contained refrigeration models for five years, running concurrently with the parts and labor warranty. After the parts and labor warranty expires, only the compressor is covered; no labor is covered.

A completed warranty claim form **MUST** accompany all returned defective parts or assemblies. Upon request, a defective part or assembly must be returned to Glastender, Inc., Saginaw, Michigan, with all transportation and delivery charges prepaid. Warranty repairs or replacements will be shipped FOB factory in Saginaw, Michigan. Reimbursement for applicable freight charges covers ground service only.

Glastender provides in-warranty repairs during a service company's regular working days and hours. There is no provision for payment of a premium rate during "overtime" hours. When warranty service is requested during other than normal working hours, the end user will be charged the premium portion of the overtime rate.

The warranty covers substantiated travel expenses for up to 2 hours / 100 miles round trip up to a maximum of \$225. Any additional costs due to installations that require extra work, time, or travel to gain access for service are the sole responsibility of the equipment purchaser. Any exceptions to these travel and access limitations must be pre-approved by a factory representative. The warranty does not cover door gaskets, chemical tubing, pump squeeze tubing, and/or any equipment subjected to accidents, freight damage, alterations from the original design, improper power and/or plumbing hookups, improper chemical use, general misuse, or lack of routine required maintenance as determined by Glastender, Inc. Installation, normal control adjustments, general maintenance, correcting an installation error, or service calls that reveal the unit is functioning normally will not be reimbursed under warranty.

Condenser coils on self-contained refrigeration products must be cleaned regularly. Failure to provide adequate air flow to a refrigeration unit will void the warranty.

Glastender shall not be liable for loss of use, revenue, or profit, or for any other indirect, incidental, special, or consequential damage including, but not limited to, product spoilage or loss.

This warranty is conditioned upon Glastender receiving notice of any defect subject to this warranty within sixty (60) days of its discovery by the end user or dealer. All products are warranted only for the initial place of installation. Removal of a product automatically terminates this warranty.

**EXPORT WARRANTY** - One year parts only.

### **EXCLUSION OF WARRANTIES**

EXCEPT AS PROVIDED ABOVE, GLASTENDER MAKES NO WARRANTIES, EXPRESS OR IMPLIED, INCLUDING, BUT NOT LIMITED TO, ANY IMPLIED WARRANTY OF MERCHANTABILITY, FITNESS FOR A PARTICULAR PURPOSE OR NON-INFRINGEMENT.

### **LIMITATION OF REMEDIES AND DAMAGES**

If Buyer makes a valid and timely claim as outlined above, Glastender's liability and Buyer's remedies under this agreement will be limited solely to labor charges authorized and/or replacement or credit, at Glastender's option, with respect to Products returned at Buyer's expense within thirty (30) days after warranty repair. GLASTENDER'S LIABILITY WILL IN NO EVENT BE GREATER IN AMOUNT THAN THE PURCHASE PRICE OF THE RETURNED PRODUCTS. GLASTENDER WILL NOT BE LIABLE UNDER ANY CIRCUMSTANCE FOR CONSEQUENTIAL OR INCIDENTAL DAMAGES, INCLUDING, BUT NOT LIMITED TO, LABOR COSTS EXCEPT AS COVERED UNDER OUR WARRANTY, LOST PROFITS OR THE LOSS OF PERISHABLE PRODUCTS RESULTING FROM THE USE OF OR INABILITY TO USE OUR PRODUCTS OR FROM OUR PRODUCTS' INCORPORATION INTO OR BECOMING A COMPONENT OF ANY OTHER PRODUCT. NEITHER PARTY WILL HAVE ANY NEGLIGENCE OR OTHER TORT LIABILITY TO THE OTHER, OR TO ANY THIRD PARTY, ARISING FROM ANY BREACH OF THIS AGREEMENT.

### **GOVERNING LAW - JURISDICTION**

The terms and conditions of an order are to be governed and construed according to the laws of the State of Michigan, without regard to conflict of laws principles. Buyer hereby consents to the jurisdiction and venue of the courts located in Saginaw County, Michigan.

No representative, distributor, dealer, or any other person is authorized to modify this warranty. This warranty replaces all other written or verbal warranties.

NOTE: Glastender, Inc.'s policy of constant quality improvement means that prices, specifications, and policies are subject to change without notice. Questions regarding this warranty should be directed to Glastender's Warranty Administrator.

06-01-25

## **IMPORTANT!!**

### **Attention Service Companies**

Please review the important warranty information on this page. If you believe a service call should be covered by the factory, please call the factory for authorization between 8AM and 5PM EST, Monday through Friday.

# Warranty Statement

(for products shipped before June 1, 2025)

## **APPLICABLE TO ALL PRODUCTS SOLD WITHIN THE UNITED STATES AND CANADA**

Glastender, Inc. warrants all products to be free of defects in material and workmanship. One-year labor and parts warranty applies to all glasswashers, self-contained refrigeration models, and BDS model bottle disintegration units. In established areas, a start up is included with GT-24 and GT-30 model glasswashers. Warranty is effective for one year from the date of installation or up to 18 months from date of factory shipment, whichever occurs sooner. Glastender, Inc. will replace any part or assembly found defective under normal use and service.

For warranty labor claims beyond 12 months from the date of factory shipment, proof of date of installation or occupancy must be provided. Authorization for labor must be obtained from Glastender within the warranty period and prior to the service being performed.

Labor warranty applies to the 50 states of the USA and Canada only.

Remote refrigeration models exclude the labor warranty for the condensing unit and issues related to the field installation and test of the completed refrigeration system, provided by others.

Field replacement parts not covered under the original warranty include a 90-day part warranty from the date of installation.

### **FOUR YEAR ADDITIONAL COMPRESSOR WARRANTY**

Glastender will warrant to the original user the compressor for all self-contained refrigeration models for an additional four years following the regular one-year warranty period. This plan applies to the compressor only.

A completed warranty claim form **MUST** accompany all returned defective parts or assemblies. Upon request, a defective part or assembly must be returned to Glastender, Inc., Saginaw, Michigan, with all transportation and delivery charges prepaid. Warranty repairs or replacements will be shipped FOB factory in Saginaw, Michigan. Reimbursement for applicable freight charges covers ground service only.

Glastender provides in-warranty repairs during a service company's regular working days and hours. There is no provision for payment of a premium rate during "overtime" hours. When warranty service is requested during other than normal working hours, the end user will be charged the premium portion of the overtime rate.

The warranty covers substantiated travel expenses for up to 2 hours / 100 miles round trip up to a maximum of \$225. Any additional costs due to installations that require extra work, time, or travel to gain access for service are the sole responsibility of the equipment purchaser. Any exceptions to these travel and access limitations must be pre-approved by a factory representative.

The warranty does not cover door gaskets, chemical tubing, pump squeeze tubing, and/or any equipment subjected to accidents, freight damage, alterations from the original design, improper power and/or plumbing hookups, improper chemical use, general misuse, or lack of routine required maintenance as determined by Glastender, Inc. Installation, normal control adjustments, general maintenance, correcting an installation error, or service calls that reveal the unit is functioning normally will not be reimbursed under warranty.

Condenser coils on self-contained refrigeration products must be cleaned regularly. Failure to provide adequate air flow to a refrigeration unit will void the warranty.

Glastender shall not be liable for loss of use, revenue, or profit, or for any other indirect, incidental, special, or consequential damage including, but not limited to, product spoilage or loss.

This warranty is conditioned upon Glastender receiving notice of any defect subject to this warranty within sixty (60) days of its discovery by the end user or dealer. All products are warranted only for the initial place of installation. Removal of a product automatically terminates this warranty.

### **SECOND YEAR EXTENDED PARTS & LABOR WARRANTY**

Glastender's one-year parts and labor warranty on self-contained refrigeration units can be extended to two years with the purchase of a two year parts and labor warranty. Specify part number EWR2 (\$250 net price) when ordering.

**EXPORT WARRANTY** - One year parts only.

### **EXCLUSION OF WARRANTIES**

EXCEPT AS PROVIDED ABOVE, GLASTENDER MAKES NO WARRANTIES, EXPRESS OR IMPLIED, INCLUDING, BUT NOT LIMITED TO, ANY IMPLIED WARRANTY OF MERCHANTABILITY, FITNESS FOR A PARTICULAR PURPOSE OR NON-INFRINGEMENT.

### **LIMITATION OF REMEDIES AND DAMAGES**

If Buyer makes a valid and timely claim as outlined above, Glastender's liability and Buyer's remedies under this agreement will be limited solely to labor charges authorized and/or replacement or credit, at Glastender's option, with respect to Products returned at Buyer's expense within thirty (30) days after warranty repair. GLASTENDER'S LIABILITY WILL IN NO EVENT BE GREATER IN AMOUNT THAN THE PURCHASE PRICE OF THE RETURNED PRODUCTS. GLASTENDER WILL NOT BE LIABLE UNDER ANY CIRCUMSTANCE FOR CONSEQUENTIAL OR INCIDENTAL DAMAGES, INCLUDING, BUT NOT LIMITED TO, LABOR COSTS EXCEPT AS COVERED UNDER OUR WARRANTY, LOST PROFITS OR THE LOSS OF PERISHABLE PRODUCTS RESULTING FROM THE USE OF OR INABILITY TO USE OUR PRODUCTS OR FROM OUR PRODUCTS' INCORPORATION INTO OR BECOMING A COMPONENT OF ANY OTHER PRODUCT. NEITHER PARTY WILL HAVE ANY NEGLIGENCE OR OTHER TORT LIABILITY TO THE OTHER, OR TO ANY THIRD PARTY, ARISING FROM ANY BREACH OF THIS AGREEMENT.

### **GOVERNING LAW - JURISDICTION**

The terms and conditions of an order are to be governed and construed according to the laws of the State of Michigan, without regard to conflict of laws principles. Buyer hereby consents to the jurisdiction and venue of the courts located in Saginaw County, Michigan.

No representative, distributor, dealer, or any other person is authorized to modify this warranty. This warranty replaces all other written or verbal warranties.

NOTE: Glastender, Inc.'s policy of constant quality improvement means that prices, specifications, and policies are subject to change without notice. Questions regarding this warranty should be directed to Glastender's Warranty Administrator.

02-16-23

## **IMPORTANT!!**

### **Attention Service Companies**

Please review the important warranty information on this page. If you believe a service call should be covered by the factory, please call the factory for authorization between 8AM and 5PM EST, Monday through Friday.