

Glastender®

A Family Company Manufacturing
In The USA Since 1969

MUG FROSTERS AND PLATE CHILLERS*

MF24, MF36, MF48

***This manual is specific to Mug Frosters
manufactured on March 27, 2017 and after**



MF48-S2

Glastender, Inc. · 5400 North Michigan Road · Saginaw, MI · 48604-9780
800.748.0423 · 989.752.4275 · Fax 989.752.4444 · www.glastender.com



INDEX

<u>TOPIC</u>	<u>PAGE</u>
Terms and Conditions	1
Warranty Statement.....	2
Installation.....	3
Operation.....	4
Digital Control Operation	4 - 5
Cleaning Instructions	6
Wiring Diagram	7
Compressor and condenser related parts	8
Evaporator and related parts	9
Electrical Components	10
Shelving and related parts.....	11
Doors, tops and related parts	12
Refrigeration compartment covers	13
220 Volt Electrical Parts	14
Installation Notes	14

TERMS AND CONDITIONS

PRICES:

All prices are LIST. Applicable taxes will be added.

QUOTATIONS:

Unless otherwise stated, quotations are effective for 30 days only.

ACCEPTANCE:

All orders are subject to acceptance by Glastender, Inc.'s headquarters in Saginaw, Michigan. Possession of the Product Directory and Price List is not an offer to sell.

SHIPMENTS:

F.O.B. factory in Saginaw, Michigan. Freight terms are Third Party or Collect if shipped directly to you. Prepay and Add to Invoice freight terms are available upon request. The approximate shipping weights of all products are listed with the prices. Partial shipments will be made unless otherwise specified by the customer. Surface freight classifications are:

- GT-24/GT-30/GW24 Glasswashers - Class 175
- GT-18 Glasswashers - Class 250
- All Underbar Equipment - Class 175
- Bar Die Orders – Class 250
- Portable Bars - Class 175
- Remote refrigerators (i.e., no compressor) or dry storage back bar equipment - Class 175
- Self-contained refrigeration equipment - Class 150
- Ice Display Units (IDU and GDU) - Class 85
- Lighted Liquor Displays - Class 85
- Beer line chillers and beer towers (beverage dispensing equipment) - Class 92.5
- Bottle Disintegration System - Class 150
- Ice Cream Freezers - Class 77.5

All small items are evaluated to see the most cost effective means for shipment. Many small items ship via UPS or FedEx; however, when dimensional weight is excessive, LTL carriers are the most cost effective choice. Spare parts orders received before 1:00 PM EST can usually be shipped the same day.

The order department is happy to assist with routing or shipping questions.

PAYMENT TERMS:

Cash should be included with all orders unless credit terms have been arranged. To establish credit, banking and trade references are required. A convenient credit application is available upon request. Payment via credit card is not our normal means of receiving payment. Visa and MasterCard will be accepted, but must be charged at the time of shipment. In addition, a payment via credit card for orders totaling more than \$500 will incur a 3% convenience fee on the total transaction amount.

DELIVERY:

The majority of equipment is manufactured to order and typically ships within three to six weeks after complete order information is received by the factory. In-stock equipment typically ships within two to three days of the factory receiving complete order information.

RETURNS:

Items specified as "Manufactured to Order" are NOT returnable.

A Return Authorization number must be issued by the factory in advance for any items that are returnable. The number MUST be noted on the outside of the returned package. Returns must be received within 90 days of the issue date. Shipping charges must be prepaid. A minimum 20% restocking charge will be applied to all authorized returns if received in new, unused condition in the original packaging.

The above conditions apply to spare part returns, except spare part returns must be received within 30 days of original shipment for electronic or electrical parts or within 90 days for all other parts.

LOSS OR DAMAGE:

For customer routed shipments, Glastender, Inc. is not responsible for any loss, damage, or delay of merchandise during shipment. Such transit claims must be filed with the carrier. Merchandise must be examined on arrival. If shortages occur, Glastender, Inc. must be notified in writing within five (5) days of delivery to honor any shortage claim. Glastender will assume responsibility for freight claims on Prepay and Add shipments but the customer must inspect freight and note any damage upon receipt. Failure to do so may result in losses at the customer's expense.

CUSTOM ORDERS:

Custom orders must be paid in advance and are not subject to cancellation.

LAMINATES:

Some products include common, readily available plastic laminates of the customer's selection. There may be an additional charge if uncommon varieties are ordered.

12/14/17

WARRANTY STATEMENT

APPLICABLE TO ALL PRODUCTS SOLD WITHIN THE UNITED STATES AND CANADA

Glastender, Inc. warrants all products to be free of defects in material and workmanship. One-year labor and parts warranty applies to all glasswashers, self-contained refrigeration models, and BDS model bottle disintegration units. In established areas, a start up is included with GT-24 and GT-30 model glasswashers. Warranty is effective for one year from the date of installation or up to 18 months from date of factory shipment, whichever occurs sooner. Glastender, Inc. will replace any part or assembly found defective under normal use and service.

For warranty labor claims beyond 15 months from the date of factory shipment, proof of date of installation or occupancy must be provided. Authorization for labor must be obtained from Glastender within the warranty period and prior to the service being performed.

Labor warranty applies to the United States and Canada only.

Remote refrigeration models and beer line chillers include a one-year parts warranty only. There is no labor warranty on these products.

Field replacement parts not covered under the original warranty include a 90-day part warranty from the date of installation.

FOUR YEAR ADDITIONAL COMPRESSOR WARRANTY: Glastender will warrant to the original user the compressor for all self-contained refrigeration models for an additional four years following the regular one-year warranty period. This plan applies to the compressor only.

A completed warranty claim form **MUST** accompany all returned defective parts or assemblies. Upon request, a defective part or assembly must be returned to Glastender, Inc., Saginaw, Michigan, with all transportation and delivery charges prepaid. Warranty repairs or replacements will be shipped FOB factory in Saginaw, Michigan. Reimbursement for applicable freight charges covers ground service only.

Glastender provides in-warranty repairs during a service company's regular working days and hours. There is no provision for payment of a premium rate during "overtime" hours. When warranty service is requested during other than normal working hours, the end user will be charged the premium portion of the overtime rate.

The warranty covers substantiated travel expenses for up to 2 hours / 100 miles round trip up to a maximum of \$150. Any additional costs due to installations that require extra work, time, or travel to gain access for service are the sole responsibility of the equipment purchaser. Any exceptions to these travel and access limitations must be pre-approved by a factory representative.

The warranty does not cover door gaskets, chemical tubing, pump squeeze tubing, and/or any equipment subjected to accidents, freight damage, alterations from the original design, improper power and/or plumbing hookups, improper chemical use, general misuse, or lack of routine required maintenance as determined by Glastender, Inc. Installation, normal control adjustments, general maintenance, correcting an installation error, or service calls that reveal the unit is functioning normally will not be reimbursed under warranty.

Condenser coils on self-contained refrigeration products must be cleaned regularly. Failure to provide adequate air flow to a refrigeration unit will void the warranty.

Glastender shall not be liable for loss of use, revenue, or profit, or for any other indirect, incidental, special, or consequential damage including, but not limited to, product spoilage or loss.

This warranty is conditioned upon Glastender receiving notice of any defect subject to this warranty within sixty (60) days of its discovery by the end user or dealer. All products are warranted only for the initial place of installation. Removal of a product automatically terminates this warranty.

SECOND YEAR EXTENDED PARTS & LABOR WARRANTY:

Glastender's one-year parts and labor warranty on self-contained refrigeration units, excluding beer line chillers, can be extended to two years with the purchase of a two year parts and labor warranty. Specify part number EWR2 (\$150 net price) when ordering.

EXPORT WARRANTY - One year parts only.

EXCLUSION OF WARRANTIES

EXCEPT AS PROVIDED ABOVE, GLASTENDER MAKES NO WARRANTIES, EXPRESS OR IMPLIED, INCLUDING, BUT NOT LIMITED TO, ANY IMPLIED WARRANTY OF MERCHANTABILITY, FITNESS FOR A PARTICULAR PURPOSE OR NON-INFRINGEMENT.

LIMITATION OF REMEDIES AND DAMAGES If Buyer makes a valid and timely claim as outlined above, Glastender's liability and Buyer's remedies under this agreement will be limited solely to labor charges authorized and/or replacement or credit, at Glastender's option, with respect to Products returned at Buyer's expense within thirty (30) days after warranty repair. GLASTENDER'S LIABILITY WILL IN NO EVENT BE GREATER IN AMOUNT THAN THE PURCHASE PRICE OF THE RETURNED PRODUCTS. GLASTENDER WILL NOT BE LIABLE UNDER ANY CIRCUMSTANCE FOR CONSEQUENTIAL OR INCIDENTAL DAMAGES, INCLUDING, BUT NOT LIMITED TO, LABOR COSTS EXCEPT AS COVERED UNDER OUR WARRANTY, LOST PROFITS OR THE LOSS OF PERISHABLE PRODUCTS RESULTING FROM THE USE OF OR INABILITY TO USE OUR PRODUCTS OR FROM OUR PRODUCTS' INCORPORATION INTO OR BECOMING A COMPONENT OF ANY OTHER PRODUCT. NEITHER PARTY WILL HAVE ANY NEGLIGENCE OR OTHER TORT LIABILITY TO THE OTHER, OR TO ANY THIRD PARTY, ARISING FROM ANY BREACH OF THIS AGREEMENT.

GOVERNING LAW - JURISDICTION

The terms and conditions of an order are to be governed and construed according to the laws of the State of Michigan, without regard to conflict of laws principles. Buyer hereby consents to the jurisdiction and venue of the courts located in Saginaw County, Michigan.

No representative, distributor, dealer, or any other person is authorized to modify this warranty. This warranty replaces all other written or verbal warranties.

NOTE: Glastender, Inc.'s policy of constant quality improvement means that prices, specifications, and policies are subject to change without notice. Questions regarding this warranty should be directed to Glastender's Warranty Administrator.

04-19-17

IMPORTANT!!

Attention Service Companies

Please review the important warranty information on this page. If you believe a service call should be covered by the factory, please call the factory for authorization between 8AM and 5PM EST, Monday through Friday.

INSTALLATION

INTRODUCTION

This manual describes the operational features of Mug Froster/Plate Chiller models MF24, MF36, and MF48. Please review this information before attempting installation and operation.

Long term, trouble-free service will follow if good housekeeping and maintenance procedures are followed. Thank you for selecting Glastender, Inc. products.

UTILITY REQUIREMENTS AND CONNECTIONS

- *Electrical:* 120 Volt AC, 1 Phase, 60 Hz. A separate 15 Amp circuit is recommended. A 6-foot grounded cord is included.
- *Plumbing:* None required. Automatic condensate evaporator is included.

UNCRATING AND START-UP INSTRUCTIONS

All Mug Frosters and Plate Chiller models are shipped in one carton. These steps should be followed:

1. If legs or casters are included, bolt them to the base with the bolts provided.
2. Unwrap power cord from base.
3. Position Mug Froster/Plate Chiller and level and/or seal as required. **ATTENTION: Failure to level this Mug Froster/Plate Chiller WILL VOID THE FACTORY WARRANTY.**
4. Install shelves.
5. Plug into 120 volt AC outlet.
6. Load with mugs, glasses, plates, etc.
7. Your Glastender Mug Froster/Plate Chiller is now ready for use.

SEALING MUG FROSTER AND PLATE CHILLER BASE TO FLOOR

To comply with NSF & health codes. The Mug Froster base must be sealed to the floor using NSF listed sealant. Place a bead of sealant along outer edges of the base and remove excess with disposable towel.



DIGITAL CONTROLLER OPERATION

OPERATION

The Mug Froster/Plate Chiller is designed to chill mugs, glasses, plates, etc. that will appear “frosted” when removed.

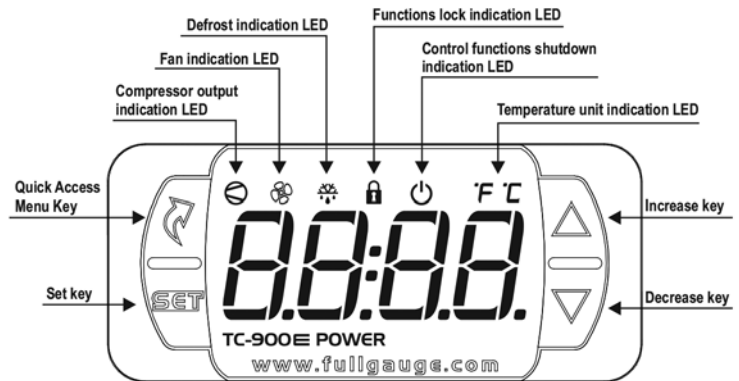
The Mug Froster/Plate Chiller should be filled with *dry*, room-temperature mugs, glasses, plates, etc. to allow maximum chilling. During business hours, the Mug Froster/Plate Chiller can be loaded with additional dry, room-temperature mugs, glasses, plates, etc. Allow 30 minutes for chilling.



The operating temperature range is preset at the factory according to the table below and can be adjusted up or down within the limits shown.

Setting the desired temperature-

Press the Quick Access Menu Key 6 times until SP appears on the display. Press the Set key. Use the increase or decrease keys to modify the value. Press the Set key to confirm.



	Factory Settings		Range of Adjustment	
	Set Point	Operating Range†	Minimum Set Point	Maximum Set Point
Standard Cooler Setting	12° F	12° F to 20° F	12° F	35° F

DIGITAL CONTROLLER OPERATION

The refrigerator is programmed to automatically defrost three times daily for approximately five minutes depending on ice accumulation. During defrost, the fan inside the cooler will turn off and the compressor will continue to run, cycling warm gas through the evaporator. A small amount of mist may appear if the top is opened. The defrost process can be activated/deactivated manually in the quick access menu through the *dEFr* or pressing the Increase key for 4 seconds. Activation or deactivation will be indicated by the messages *dEFr On* or *dEFr OFF* respectively.

Fast Freeze Mode

During Fast Freeze Mode, the freezing process is accelerated. This operating mode can be activated/deactivated by pressing the Quick Access Menu key one time and then pressing the Set key. Fast Freeze Mode can only be initiated manually. Once initiated, the Fast Freeze Mode will continue for a max of six hours and then automatically revert to the normal set point. During Fast Freeze, the compressor On indication symbol will flash quickly. If when activating the Fast Freeze Mode the controller identifies there is a defrost scheduled to start by time in this period, the defrost will be performed immediately before entering the Fast Freeze Mode.

The thermostat controller has an “OFF” function. When enabled, the control functions and alarms are switched off *Ctrl OFF* or on *Ctrl On* in the quick access menu through the *Ctrl* option. When the control functions are off, the message *OFF* is displayed alternating with the temperature and other messages. Also is possible turn on/turn off the control functions by pressing the Quick Access key for 5 seconds.

The thermostat control probe wire may become disconnected when the compressor compartment cover and/or grill are removed. This will result in thermostat *Err 1*, *Err2*, or *Err 3* code. Service calls to reconnect the probe wiring are not covered by factory warranty.













6 Hour Manual Defrost

MF models are equipped with a 6 hour user initiated defrost mode. During the 6 hour defrost mode, the condensing unit remains off and the evaporator fan cycles continuously to remove any ice accumulation that may build up inside the cabinet. An end-of-the-day schedule should be established for the activation of this defrost cycle.

This defrost mode is initiated by pressing the round button to the right of the control.

The control will display *ECO*, then display *ON*, then will alternately display the cabinet temp and *ECO* indicating that the unit is in the 6 hour manual defrost mode.

The 6 hour mode can be terminated at any time by pressing the round button again. The control will display *ECO*, then *OFF* and will return to the normal operating mode.

SIGNALS	
	Ambient sensor disconnected or out of range.
	Sensor 3 disconnected or out of range.
	Operation with economic setpoint.
	High ambient temperature alarm (sensor1).
	Low ambient temperature alarm (sensor1).
	High temperature in condenser alarm (level 1). If this signal occurs, condenser may need cleaning.
	High temperature in condenser alarm (level 2). If this signal occurs, condenser may need cleaning.
	Compressor reached the maximum time on without reaching the SP.
	Control routines off.
	It indicates that the temperature for end of defrost has not been reached.
	Please contact Full Gauge Controls.
	Reconfigure the values of the functions.

CLEANING

CLEANING INSTRUCTIONS

Cleaning is essential to sustaining the integrity of your equipment and preventing corrosion.

ESTIMATED CLEANING TIME: 5 to 10 minutes per unit daily, 30 minutes quarterly

FREQUENCY: Daily cleaning of exterior & door gaskets. Quarterly cleaning of interior, including shelves.

PROCEDURE:

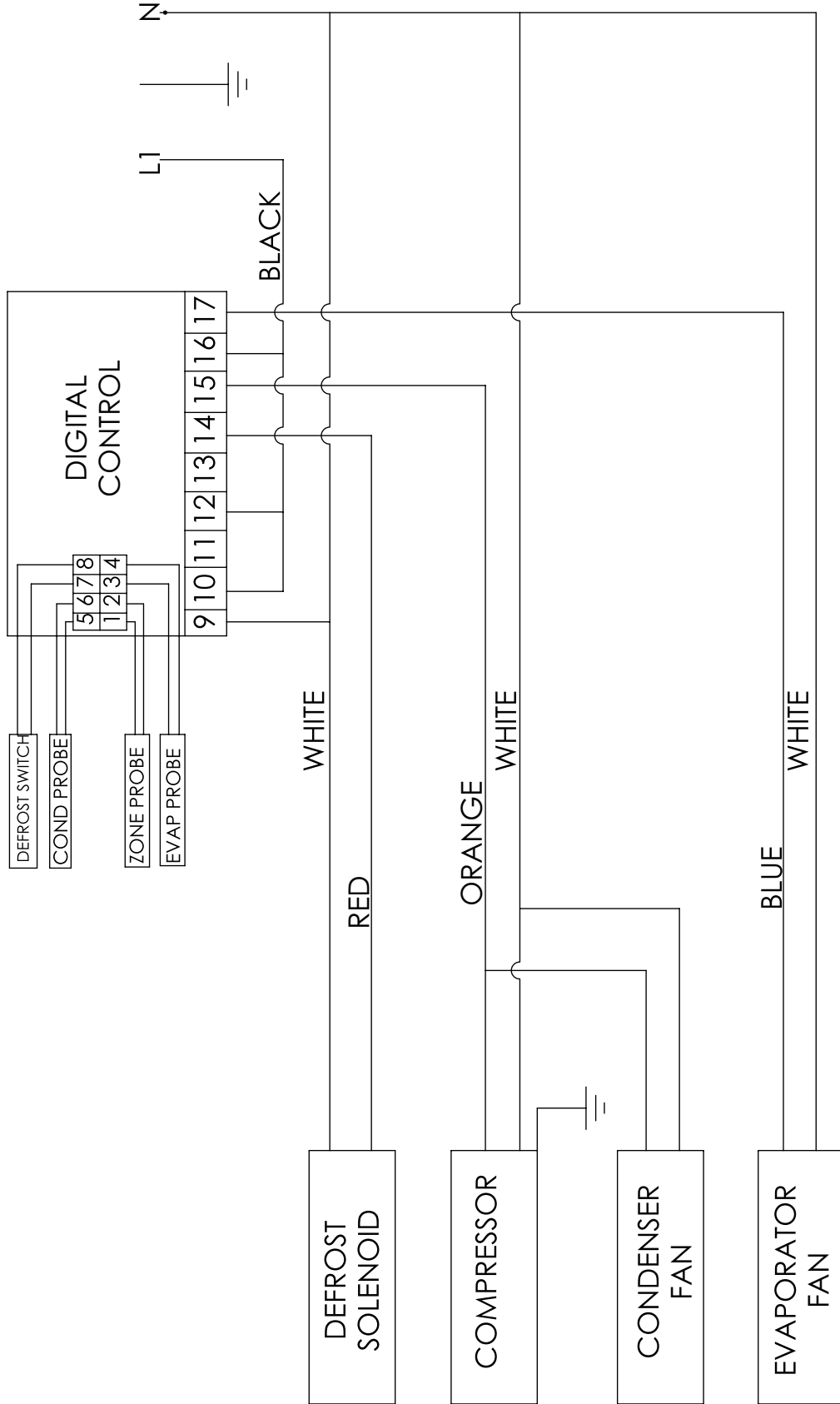
1. A non-chlorine based cleaner or mild detergent and warm water applied with a soft cloth or sponge to all contact surfaces.
2. Immediately rinse off cleaning agent(s), using clean warm water, clean soft cloth or sponge.
3. Dry with a soft clean cloth, removing standing water as soon as possible.

NOTES:

1. Never use hydrochloric acid, wire brushes, steel wool, scrapers, or chlorine based cleaners on stainless steel surfaces, since they will break down the passivity layer and allow corrosion to occur.
2. On stainless steel surfaces, you may use a soft bristle brush or Scotch-Brite® pad for more stubborn stains. Always scrub with the direction of the grain. Follow with a thorough cleaning as described above.
3. Deposits from food preparation must be properly removed. Even hard water deposits will rust stainless steel, if not removed.
4. Repeated cleaning may dry up black-vinyl-clad steel (exterior) surfaces of the cooler. Armor All® or similar product can bring back the shine. Apply the product to a cloth and then rub into the surface, rather than spraying it directly onto the black-vinyl-clad surface.
5. The cooler door gaskets are most often overlooked when cleaning. Failure to clean them regularly will lead to premature failure, since alcohol and moisture build-up breaks down the gasket material.
6. Mug frosters have a manual defrost timer switch on the front near the bottom, which will activate a 6-hour defrost cycle. Depressing the switch before you close for the evening will remove excess frost build-up on the interior liner. This procedure should be done as often as is necessary. It should also be done the night before the quarterly interior cleaning.


WIRING DIAGRAM

MF WIRE DIAGRAM - 07000929




COMPRESSOR AND CONDENSER RELATED PARTS

PART NO.	DESCRIPTION	PRICE
1. 07000800	Start capacitor, Embraco compressor, 1/4 HP	\$21.00
2. 07000798	Relay, compressor, Embraco, 1/4 HP	15.00
3. 07000799	Overload, compressor, Embraco, 1/4 HP	15.00
4. 07000796	Compressor, 1/4 HP	485.00
5. 06001449	Condenser fan motor	100.00
6. 06006990	Bracket, condenser fan, endwall	14.00
7. 06010027	Fan blade, 5 petal	10.00
8. 06006987	Fan shroud, condenser	14.00
9. 06010023	Filter dryer, receiver, combo	40.00
10. 07000953	Accumulator, suction line	30.00
11. 11000080	Condenser coil	225.00
12. 06005359	Drain pan assembly, condensor, with wicking material	42.00
13. 06005358	Wicking material, (7) 11.25" x 1" wide	21.00
06001461	Elbow, 1/2"x1/2" plastic barb	2.00
06001345	Tubing, drain, clear plastic, 1/2" ID x 5/8" OD, per foot	1.45



EVAPORATOR AND RELATED PARTS

<u>PART NO.</u>	<u>DESCRIPTION</u>	<u>PRICE</u>
1. 06006995	Bracket, evaporator fan (MF24)	\$14.00
2. 07000387	Bracket, evaporator fan (MF36, MF48)	40.00
3. 07000385	Bracket, evaporator (MF36, MF48)	30.00
4. 06009143	Coil, evaporator (MF24)	125.00
5. 11000079	Coil, evaporator (MF36, MF48)	215.00
6. 06010027	Fan blade, 5 petal, 6" diameter, aluminum	10.00
7. 06010030	Fan motor, ECM, 6 watt, with washer and nut	190.00
8. 07000285	Cover, front, evaporator (MF24)	40.00
9. 07000390	Cover, front, evaporator (MF36, MF48)	20.00
07000926	Drain pan assembly, evaporator (MF24)	60.00
07000927	Drain pan assembly, evaporator (MF36, MF48)	60.00
07000949	Valve, expansion	115.00
10. 06010152	Solenoid valve	85.00
06001574	10-32"x1/2" thumbscrew, stainless (4 required)	1.00

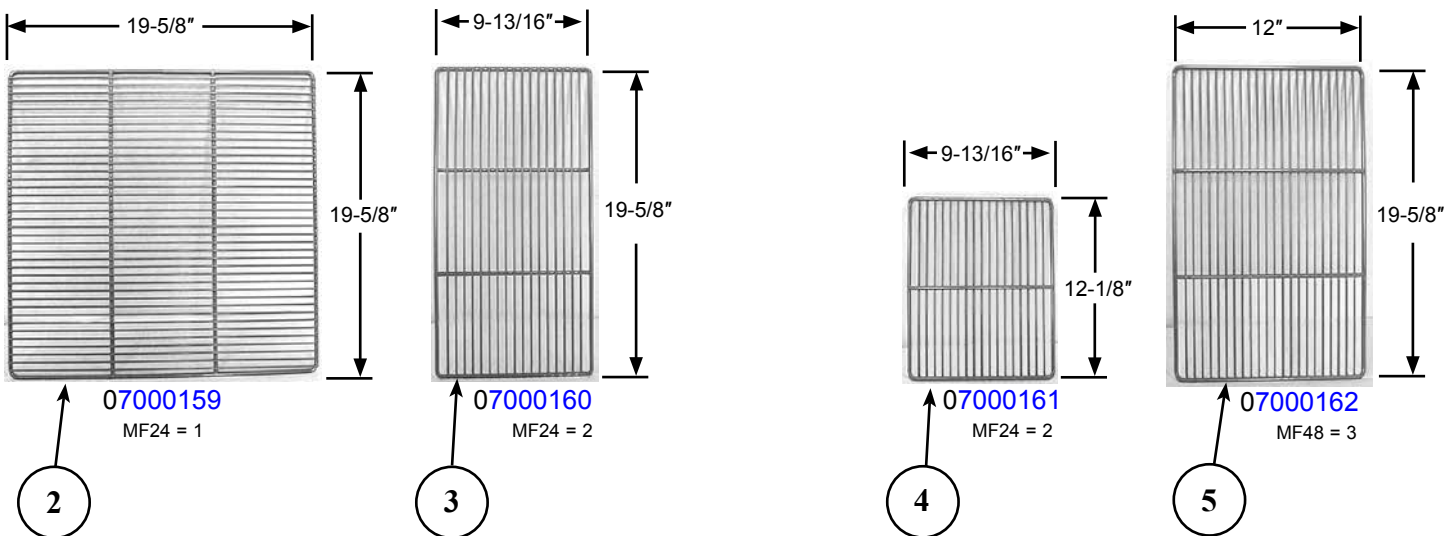




ELECTRICAL COMPONENTS

<u>PART NO.</u>	<u>DESCRIPTION</u>	<u>PRICE</u>
06009527	Power cord, exterior, 132" long	\$35.00
07000277	Switch, defrost	30.00
07000282	Digital controller	125.00
06010205	Probe for digital controller	10.00
06010153	Solenoid coil, 120V	42.00

SHELVING AND RELATED PARTS

<u>PART NO.</u>	<u>DESCRIPTION</u>	<u>PRICE</u>
07000955	Shelf bracket, 11-1/2", short (MF36 = 2, MF48 = 2)	\$20.00
1. 07000029	20" shelf bracket, 18-1/2" (MF24 = 3)	12.00
07000957	Angle, 16" shelf (MF36 = 4)	20.00
07000958	Angle, 28" shelf (MF48 = 4)	20.00
2. 07000159	Shelf, 19-5/8" x 19-5/8" (MF24 = 1 (bottom))	50.00
3. 07000160	Shelf, 9-13/16" x 19-5/8" (MF24 = 2 (middle))	35.00
4. 07000161	Shelf, 9-13/16" x 12-1/8" (MF24 = 2 (top))	30.00
5. 07000162	Shelf, 12" x 19-5/8" (MF48 = 3 (middle, top))	40.00
6. 06001574	10/32" x 1/2" thumbscrew, stainless	1.00
07000629	Shelf 18-3/4" x 19-5/8" (MF36 = 1 (bottom), MF48 = 1 (bottom))	55.00
07000630	Shelf 9-3/8" x 19-5/8" (MF36-2 = 4 (middle & top), MF48-2 = 4 (middle & top))	45.00
07000631	Shelf 12-1/2" x 8-1/2" (MF36 = 1, MF36-2 = 2, MF48 = 1, MF48-2 = 2)	35.00
07000626	Shelf kit, MF24, 3 layers	225.00
07001096	Shelf kit, MF36, 3 layers	450.00
07001098	Shelf kit, MF48, 3 layers	450.00



DOORS, TOPS, AND RELATED PARTS

<u>PART No.</u>	<u>DESCRIPTION</u>	<u>PRICE</u>
07000129	Gasket, wiper, 24" top, 21-1/2" long	\$10.00
1. 07000130	Gasket, wiper, 36" top, 33-1/2" long	14.00
07000213	Sliding door, 20-3/16", MF 24/MF48	126.00
2. 07000214	Sliding door, 32-3/16", MF36	192.00
07000231	Top, MF24	126.00
3. 07000232	Top, MF36	192.00
07000233	Top, MF48	252.00
07000238	Breaker strip, 24" and 48" sliding door opening, 4 pieces	25.00
4. 07000239	Breaker strip, 36" sliding door opening, 4 pieces	35.00



REFRIGERATION COMPARTMENT COVERS

<u>PART No.</u>	<u>DESCRIPTION</u>	<u>PRICE</u>
07000665	Grill assembly, MF24, black vinyl-clad	\$70.00
07000666	Grill assembly, MF24, stainless	100.00
07000667	Grill assembly, MF36, MF48, black vinyl-clad	65.00
07000668	Grill assembly, MF36, MF48, stainless	95.00
07000773	Back, black vinyl-clad, MF24	50.00
07000774	Back, stainless steel, MF24	80.00
08000499	Back, black vinyl-clad, MF48	30.00

