



Cabinet Exterior – Parts Breakdown



Item	Part Description	Part Number
		2183-00-000
1	LID ASSEMBLY (includes handle)	67216
2	HANDLE BRACKET	67182
3	PLASTIC HANDLE	76075
4	2 POSITION BRACKET	46153
5	1/4-20 X 3/4 GRADE 5 BOLT	74520
6	1/4-20 SERRATED LOCK NUT	46311
7	CONTROL BOX COVER	55453
8	8-32 X 1/4 PHIL PAN M/S	87314



Cabinet Exterior – Parts Breakdown



Item	Part Description	Part Number
		2183-00-000
1	LID ASSEMBLY (includes handle)	67216
2	HANDLE BRACKET	67182
3	PLASTIC HANDLE	76075
4	2 POSITION BRACKET	46153
5	1/4-20 X 3/4 GRADE 5 BOLT	74520
6	1/4-20 SERRATED LOCK NUT	46311
7	CONTROL BOX COVER	55453
8	8-32 X 1/4 PHIL PAN M/S	87314



Cabinet Exterior – Parts Breakdown



Item	Part Description	Part Number
		2183-00-000
1	LID ASSEMBLY (includes handle)	67216
2	HANDLE BRACKET	67182
3	PLASTIC HANDLE	76075
4	2 POSITION BRACKET	46153
5	1/4-20 X 3/4 GRADE 5 BOLT	74520
6	1/4-20 SERRATED LOCK NUT	46311
7	CONTROL BOX COVER	55453
8	8-32 X 1/4 PHIL PAN M/S	87314



Cabinet Exterior – Parts Breakdown



Item	Part Description	Part Number
		2183-00-000
1	LID ASSEMBLY (includes handle)	67216
2	HANDLE BRACKET	67182
3	PLASTIC HANDLE	76075
4	2 POSITION BRACKET	46153
5	1/4-20 X 3/4 GRADE 5 BOLT	74520
6	1/4-20 SERRATED LOCK NUT	46311
7	CONTROL BOX COVER	55453
8	8-32 X 1/4 PHIL PAN M/S	87314



Cabinet Exterior – Parts Breakdown



Item	Part Description	Part Number
		2183-00-000
1	LID ASSEMBLY (includes handle)	67216
2	HANDLE BRACKET	67182
3	PLASTIC HANDLE	76075
4	2 POSITION BRACKET	46153
5	1/4-20 X 3/4 GRADE 5 BOLT	74520
6	1/4-20 SERRATED LOCK NUT	46311
7	CONTROL BOX COVER	55453
8	8-32 X 1/4 PHIL PAN M/S	87314



Cabinet Exterior – Parts Breakdown



Item	Part Description	Part Number
		2183-00-000
1	LID ASSEMBLY (includes handle)	67216
2	HANDLE BRACKET	67182
3	PLASTIC HANDLE	76075
4	2 POSITION BRACKET	46153
5	1/4-20 X 3/4 GRADE 5 BOLT	74520
6	1/4-20 SERRATED LOCK NUT	46311
7	CONTROL BOX COVER	55453
8	8-32 X 1/4 PHIL PAN M/S	87314



Cabinet Exterior – Parts Breakdown



Item	Part Description	Part Number
		2183-00-000
1	LID ASSEMBLY (includes handle)	67216
2	HANDLE BRACKET	67182
3	PLASTIC HANDLE	76075
4	2 POSITION BRACKET	46153
5	1/4-20 X 3/4 GRADE 5 BOLT	74520
6	1/4-20 SERRATED LOCK NUT	46311
7	CONTROL BOX COVER	55453
8	8-32 X 1/4 PHIL PAN M/S	87314



Cabinet Exterior – Parts Breakdown



Item	Part Description	Part Number
		2183-00-000
1	LID ASSEMBLY (includes handle)	67216
2	HANDLE BRACKET	67182
3	PLASTIC HANDLE	76075
4	2 POSITION BRACKET	46153
5	1/4-20 X 3/4 GRADE 5 BOLT	74520
6	1/4-20 SERRATED LOCK NUT	46311
7	CONTROL BOX COVER	55453
8	8-32 X 1/4 PHIL PAN M/S	87314



Cabinet Exterior/Spring Assembly – Parts List

Item	Part Description	Part Number
		2183-00-000
1	CONNECTOR 90 DEGREE	46241
2	BUSHING CONDUIT, 9/16 OD	41253NM
3	1/2 IN. CONNECTOR FITTING	41252
4	CONDUIT SHIM (brass shim)	82262
5	9/16" FLEXIBLE CONDUIT	82252-28
6**	LEAD-IN CORD 20 AMP PLUG	47580
7	STRAIN RELIEF T&B 3304	82227
8	1/4-20x3/4 BUTTON HD SC	67927
9	HEX NUT 1/4-20 ESLOK	42361
10	KETTLE MTNG BRKT MACHINED	106060
11	SPRING RETAINER ROD	82551
12	SET COLLAR 1/2ID X 7/8OD	47326
13	SET SCREW 1/4-20 X 3/16 (1 req'd. per collar)	47751
14	GRIP, HANDLE BAR	46028
15	TILT LEVER 1/2X3/4 CD BAR	46006
16	1/4-20 SERRATED LOCK NUT	46311
17	1/4-20X1/2 BUTN HD SCREW	79242
18	KEY (.187 X .187 X 3/4)	12509
19	SET SCREW 1/4-20 X 3/8	74125
20	HUB	16707
21	SOCKET HEAD 1/4-20 SCREW	77893
22	RIGHT SPRING & DUMP BAR ASSEMBLY (assembly includes items listed below)	16709
23	COLLAR	74661
24	SET SCREW, 5/16-18 X 5/8 (3 req'd. per collar)	74662
25	TORSION SPRING	74660
26	SPACER	74658
27*	SPACER,LARGE (DUMP SIDE) - Concave side fits up against bracket weld on Dump Bar Shaft	74659
28	RIGHT DUMP BAR WELDMENT	16705
29	SPACER,LARGE (CUSTOMER SIDE)	74690



Cabinet Exterior/Spring Assembly – Parts List

Item	Part Description	Part Number
		2183-00-000
1	CONNECTOR 90 DEGREE	46241
2	BUSHING CONDUIT, 9/16 OD	41253NM
3	1/2 IN. CONNECTOR FITTING	41252
4	CONDUIT SHIM (brass shim)	82262
5	9/16" FLEXIBLE CONDUIT	82252-28
6**	LEAD-IN CORD 20 AMP PLUG	47580
7	STRAIN RELIEF T&B 3304	82227
8	1/4-20x3/4 BUTTON HD SC	67927
9	HEX NUT 1/4-20 ESLOK	42361
10	KETTLE MTNG BRKT MACHINED	106060
11	SPRING RETAINER ROD	82551
12	SET COLLAR 1/2ID X 7/8OD	47326
13	SET SCREW 1/4-20 X 3/16 (1 req'd. per collar)	47751
14	GRIP, HANDLE BAR	46028
15	TILT LEVER 1/2X3/4 CD BAR	46006
16	1/4-20 SERRATED LOCK NUT	46311
17	1/4-20X1/2 BUTN HD SCREW	79242
18	KEY (.187 X .187 X 3/4)	12509
19	SET SCREW 1/4-20 X 3/8	74125
20	HUB	16707
21	SOCKET HEAD 1/4-20 SCREW	77893
22	RIGHT SPRING & DUMP BAR ASSEMBLY (assembly includes items listed below)	16709
23	COLLAR	74661
24	SET SCREW, 5/16-18 X 5/8 (3 req'd. per collar)	74662
25	TORSION SPRING	74660
26	SPACER	74658
27*	SPACER,LARGE (DUMP SIDE) - Concave side fits up against bracket weld on Dump Bar Shaft	74659
28	RIGHT DUMP BAR WELDMENT	16705
29	SPACER,LARGE (CUSTOMER SIDE)	74690



Cabinet Exterior/Spring Assembly – Parts List

Item	Part Description	Part Number
		2183-00-000
1	CONNECTOR 90 DEGREE	46241
2	BUSHING CONDUIT, 9/16 OD	41253NM
3	1/2 IN. CONNECTOR FITTING	41252
4	CONDUIT SHIM (brass shim)	82262
5	9/16" FLEXIBLE CONDUIT	82252-28
6**	LEAD-IN CORD 20 AMP PLUG	47580
7	STRAIN RELIEF T&B 3304	82227
8	1/4-20x3/4 BUTTON HD SC	67927
9	HEX NUT 1/4-20 ESLOK	42361
10	KETTLE MTNG BRKT MACHINED	106060
11	SPRING RETAINER ROD	82551
12	SET COLLAR 1/2ID X 7/8OD	47326
13	SET SCREW 1/4-20 X 3/16 (1 req'd. per collar)	47751
14	GRIP, HANDLE BAR	46028
15	TILT LEVER 1/2X3/4 CD BAR	46006
16	1/4-20 SERRATED LOCK NUT	46311
17	1/4-20X1/2 BUTN HD SCREW	79242
18	KEY (.187 X .187 X 3/4)	12509
19	SET SCREW 1/4-20 X 3/8	74125
20	HUB	16707
21	SOCKET HEAD 1/4-20 SCREW	77893
22	RIGHT SPRING & DUMP BAR ASSEMBLY (assembly includes items listed below)	16709
23	COLLAR	74661
24	SET SCREW, 5/16-18 X 5/8 (3 req'd. per collar)	74662
25	TORSION SPRING	74660
26	SPACER	74658
27*	SPACER,LARGE (DUMP SIDE) - Concave side fits up against bracket weld on Dump Bar Shaft	74659
28	RIGHT DUMP BAR WELDMENT	16705
29	SPACER,LARGE (CUSTOMER SIDE)	74690



Cabinet Exterior/Spring Assembly – Parts List

Item	Part Description	Part Number
		2183-00-000
1	CONNECTOR 90 DEGREE	46241
2	BUSHING CONDUIT, 9/16 OD	41253NM
3	1/2 IN. CONNECTOR FITTING	41252
4	CONDUIT SHIM (brass shim)	82262
5	9/16" FLEXIBLE CONDUIT	82252-28
6**	LEAD-IN CORD 20 AMP PLUG	47580
7	STRAIN RELIEF T&B 3304	82227
8	1/4-20x3/4 BUTTON HD SC	67927
9	HEX NUT 1/4-20 ESLOK	42361
10	KETTLE MTNG BRKT MACHINED	106060
11	SPRING RETAINER ROD	82551
12	SET COLLAR 1/2ID X 7/8OD	47326
13	SET SCREW 1/4-20 X 3/16 (1 req'd. per collar)	47751
14	GRIP, HANDLE BAR	46028
15	TILT LEVER 1/2X3/4 CD BAR	46006
16	1/4-20 SERRATED LOCK NUT	46311
17	1/4-20X1/2 BUTN HD SCREW	79242
18	KEY (.187 X .187 X 3/4)	12509
19	SET SCREW 1/4-20 X 3/8	74125
20	HUB	16707
21	SOCKET HEAD 1/4-20 SCREW	77893
22	RIGHT SPRING & DUMP BAR ASSEMBLY (assembly includes items listed below)	16709
23	COLLAR	74661
24	SET SCREW, 5/16-18 X 5/8 (3 req'd. per collar)	74662
25	TORSION SPRING	74660
26	SPACER	74658
27*	SPACER,LARGE (DUMP SIDE) - Concave side fits up against bracket weld on Dump Bar Shaft	74659
28	RIGHT DUMP BAR WELDMENT	16705
29	SPACER,LARGE (CUSTOMER SIDE)	74690



Cabinet Exterior/Spring Assembly – Parts List

Item	Part Description	Part Number
		2183-00-000
1	CONNECTOR 90 DEGREE	46241
2	BUSHING CONDUIT, 9/16 OD	41253NM
3	1/2 IN. CONNECTOR FITTING	41252
4	CONDUIT SHIM (brass shim)	82262
5	9/16" FLEXIBLE CONDUIT	82252-28
6**	LEAD-IN CORD 20 AMP PLUG	47580
7	STRAIN RELIEF T&B 3304	82227
8	1/4-20x3/4 BUTTON HD SC	67927
9	HEX NUT 1/4-20 ESLOK	42361
10	KETTLE MTNG BRKT MACHINED	106060
11	SPRING RETAINER ROD	82551
12	SET COLLAR 1/2ID X 7/8OD	47326
13	SET SCREW 1/4-20 X 3/16 (1 req'd. per collar)	47751
14	GRIP, HANDLE BAR	46028
15	TILT LEVER 1/2X3/4 CD BAR	46006
16	1/4-20 SERRATED LOCK NUT	46311
17	1/4-20X1/2 BUTN HD SCREW	79242
18	KEY (.187 X .187 X 3/4)	12509
19	SET SCREW 1/4-20 X 3/8	74125
20	HUB	16707
21	SOCKET HEAD 1/4-20 SCREW	77893
22	RIGHT SPRING & DUMP BAR ASSEMBLY (assembly includes items listed below)	16709
23	COLLAR	74661
24	SET SCREW, 5/16-18 X 5/8 (3 req'd. per collar)	74662
25	TORSION SPRING	74660
26	SPACER	74658
27*	SPACER,LARGE (DUMP SIDE) - Concave side fits up against bracket weld on Dump Bar Shaft	74659
28	RIGHT DUMP BAR WELDMENT	16705
29	SPACER,LARGE (CUSTOMER SIDE)	74690



Cabinet Exterior/Spring Assembly – Parts List

Item	Part Description	Part Number
		2183-00-000
1	CONNECTOR 90 DEGREE	46241
2	BUSHING CONDUIT, 9/16 OD	41253NM
3	1/2 IN. CONNECTOR FITTING	41252
4	CONDUIT SHIM (brass shim)	82262
5	9/16" FLEXIBLE CONDUIT	82252-28
6**	LEAD-IN CORD 20 AMP PLUG	47580
7	STRAIN RELIEF T&B 3304	82227
8	1/4-20x3/4 BUTTON HD SC	67927
9	HEX NUT 1/4-20 ESLOK	42361
10	KETTLE MTNG BRKT MACHINED	106060
11	SPRING RETAINER ROD	82551
12	SET COLLAR 1/2ID X 7/8OD	47326
13	SET SCREW 1/4-20 X 3/16 (1 req'd. per collar)	47751
14	GRIP, HANDLE BAR	46028
15	TILT LEVER 1/2X3/4 CD BAR	46006
16	1/4-20 SERRATED LOCK NUT	46311
17	1/4-20X1/2 BUTN HD SCREW	79242
18	KEY (.187 X .187 X 3/4)	12509
19	SET SCREW 1/4-20 X 3/8	74125
20	HUB	16707
21	SOCKET HEAD 1/4-20 SCREW	77893
22	RIGHT SPRING & DUMP BAR ASSEMBLY (assembly includes items listed below)	16709
23	COLLAR	74661
24	SET SCREW, 5/16-18 X 5/8 (3 req'd. per collar)	74662
25	TORSION SPRING	74660
26	SPACER	74658
27*	SPACER,LARGE (DUMP SIDE) - Concave side fits up against bracket weld on Dump Bar Shaft	74659
28	RIGHT DUMP BAR WELDMENT	16705
29	SPACER,LARGE (CUSTOMER SIDE)	74690



Cabinet Exterior/Spring Assembly – Parts List

Item	Part Description	Part Number
		2183-00-000
1	CONNECTOR 90 DEGREE	46241
2	BUSHING CONDUIT, 9/16 OD	41253NM
3	1/2 IN. CONNECTOR FITTING	41252
4	CONDUIT SHIM (brass shim)	82262
5	9/16" FLEXIBLE CONDUIT	82252-28
6**	LEAD-IN CORD 20 AMP PLUG	47580
7	STRAIN RELIEF T&B 3304	82227
8	1/4-20x3/4 BUTTON HD SC	67927
9	HEX NUT 1/4-20 ESLOK	42361
10	KETTLE MTNG BRKT MACHINED	106060
11	SPRING RETAINER ROD	82551
12	SET COLLAR 1/2ID X 7/8OD	47326
13	SET SCREW 1/4-20 X 3/16 (1 req'd. per collar)	47751
14	GRIP, HANDLE BAR	46028
15	TILT LEVER 1/2X3/4 CD BAR	46006
16	1/4-20 SERRATED LOCK NUT	46311
17	1/4-20X1/2 BUTN HD SCREW	79242
18	KEY (.187 X .187 X 3/4)	12509
19	SET SCREW 1/4-20 X 3/8	74125
20	HUB	16707
21	SOCKET HEAD 1/4-20 SCREW	77893
22	RIGHT SPRING & DUMP BAR ASSEMBLY (assembly includes items listed below)	16709
23	COLLAR	74661
24	SET SCREW, 5/16-18 X 5/8 (3 req'd. per collar)	74662
25	TORSION SPRING	74660
26	SPACER	74658
27*	SPACER,LARGE (DUMP SIDE) - Concave side fits up against bracket weld on Dump Bar Shaft	74659
28	RIGHT DUMP BAR WELDMENT	16705
29	SPACER,LARGE (CUSTOMER SIDE)	74690



Cabinet Exterior/Spring Assembly – Parts List

Item	Part Description	Part Number
		2183-00-000
1	CONNECTOR 90 DEGREE	46241
2	BUSHING CONDUIT, 9/16 OD	41253NM
3	1/2 IN. CONNECTOR FITTING	41252
4	CONDUIT SHIM (brass shim)	82262
5	9/16" FLEXIBLE CONDUIT	82252-28
6**	LEAD-IN CORD 20 AMP PLUG	47580
7	STRAIN RELIEF T&B 3304	82227
8	1/4-20x3/4 BUTTON HD SC	67927
9	HEX NUT 1/4-20 ESLOK	42361
10	KETTLE MTNG BRKT MACHINED	106060
11	SPRING RETAINER ROD	82551
12	SET COLLAR 1/2ID X 7/8OD	47326
13	SET SCREW 1/4-20 X 3/16 (1 req'd. per collar)	47751
14	GRIP, HANDLE BAR	46028
15	TILT LEVER 1/2X3/4 CD BAR	46006
16	1/4-20 SERRATED LOCK NUT	46311
17	1/4-20X1/2 BUTN HD SCREW	79242
18	KEY (.187 X .187 X 3/4)	12509
19	SET SCREW 1/4-20 X 3/8	74125
20	HUB	16707
21	SOCKET HEAD 1/4-20 SCREW	77893
22	RIGHT SPRING & DUMP BAR ASSEMBLY (assembly includes items listed below)	16709
23	COLLAR	74661
24	SET SCREW, 5/16-18 X 5/8 (3 req'd. per collar)	74662
25	TORSION SPRING	74660
26	SPACER	74658
27*	SPACER,LARGE (DUMP SIDE) - Concave side fits up against bracket weld on Dump Bar Shaft	74659
28	RIGHT DUMP BAR WELDMENT	16705
29	SPACER,LARGE (CUSTOMER SIDE)	74690



Cabinet Exterior/Spring Assembly – Parts List

Item	Part Description	Part Number
		2183-00-000
1	CONNECTOR 90 DEGREE	46241
2	BUSHING CONDUIT, 9/16 OD	41253NM
3	1/2 IN. CONNECTOR FITTING	41252
4	CONDUIT SHIM (brass shim)	82262
5	9/16" FLEXIBLE CONDUIT	82252-28
6**	LEAD-IN CORD 20 AMP PLUG	47580
7	STRAIN RELIEF T&B 3304	82227
8	1/4-20x3/4 BUTTON HD SC	67927
9	HEX NUT 1/4-20 ESLOK	42361
10	KETTLE MTNG BRKT MACHINED	106060
11	SPRING RETAINER ROD	82551
12	SET COLLAR 1/2ID X 7/8OD	47326
13	SET SCREW 1/4-20 X 3/16 (1 req'd. per collar)	47751
14	GRIP, HANDLE BAR	46028
15	TILT LEVER 1/2X3/4 CD BAR	46006
16	1/4-20 SERRATED LOCK NUT	46311
17	1/4-20X1/2 BUTN HD SCREW	79242
18	KEY (.187 X .187 X 3/4)	12509
19	SET SCREW 1/4-20 X 3/8	74125
20	HUB	16707
21	SOCKET HEAD 1/4-20 SCREW	77893
22	RIGHT SPRING & DUMP BAR ASSEMBLY (assembly includes items listed below)	16709
23	COLLAR	74661
24	SET SCREW, 5/16-18 X 5/8 (3 req'd. per collar)	74662
25	TORSION SPRING	74660
26	SPACER	74658
27*	SPACER,LARGE (DUMP SIDE) - Concave side fits up against bracket weld on Dump Bar Shaft	74659
28	RIGHT DUMP BAR WELDMENT	16705
29	SPACER,LARGE (CUSTOMER SIDE)	74690



Cabinet Exterior/Spring Assembly – Parts List

Item	Part Description	Part Number
		2183-00-000
1	CONNECTOR 90 DEGREE	46241
2	BUSHING CONDUIT, 9/16 OD	41253NM
3	1/2 IN. CONNECTOR FITTING	41252
4	CONDUIT SHIM (brass shim)	82262
5	9/16" FLEXIBLE CONDUIT	82252-28
6**	LEAD-IN CORD 20 AMP PLUG	47580
7	STRAIN RELIEF T&B 3304	82227
8	1/4-20x3/4 BUTTON HD SC	67927
9	HEX NUT 1/4-20 ESLOK	42361
10	KETTLE MTNG BRKT MACHINED	106060
11	SPRING RETAINER ROD	82551
12	SET COLLAR 1/2ID X 7/8OD	47326
13	SET SCREW 1/4-20 X 3/16 (1 req'd. per collar)	47751
14	GRIP, HANDLE BAR	46028
15	TILT LEVER 1/2X3/4 CD BAR	46006
16	1/4-20 SERRATED LOCK NUT	46311
17	1/4-20X1/2 BUTN HD SCREW	79242
18	KEY (.187 X .187 X 3/4)	12509
19	SET SCREW 1/4-20 X 3/8	74125
20	HUB	16707
21	SOCKET HEAD 1/4-20 SCREW	77893
22	RIGHT SPRING & DUMP BAR ASSEMBLY (assembly includes items listed below)	16709
23	COLLAR	74661
24	SET SCREW, 5/16-18 X 5/8 (3 req'd. per collar)	74662
25	TORSION SPRING	74660
26	SPACER	74658
27*	SPACER,LARGE (DUMP SIDE) - Concave side fits up against bracket weld on Dump Bar Shaft	74659
28	RIGHT DUMP BAR WELDMENT	16705
29	SPACER,LARGE (CUSTOMER SIDE)	74690



Cabinet Exterior/Spring Assembly – Parts List

Item	Part Description	Part Number
		2183-00-000
1	CONNECTOR 90 DEGREE	46241
2	BUSHING CONDUIT, 9/16 OD	41253NM
3	1/2 IN. CONNECTOR FITTING	41252
4	CONDUIT SHIM (brass shim)	82262
5	9/16" FLEXIBLE CONDUIT	82252-28
6**	LEAD-IN CORD 20 AMP PLUG	47580
7	STRAIN RELIEF T&B 3304	82227
8	1/4-20x3/4 BUTTON HD SC	67927
9	HEX NUT 1/4-20 ESLOK	42361
10	KETTLE MTNG BRKT MACHINED	106060
11	SPRING RETAINER ROD	82551
12	SET COLLAR 1/2ID X 7/8OD	47326
13	SET SCREW 1/4-20 X 3/16 (1 req'd. per collar)	47751
14	GRIP, HANDLE BAR	46028
15	TILT LEVER 1/2X3/4 CD BAR	46006
16	1/4-20 SERRATED LOCK NUT	46311
17	1/4-20X1/2 BUTN HD SCREW	79242
18	KEY (.187 X .187 X 3/4)	12509
19	SET SCREW 1/4-20 X 3/8	74125
20	HUB	16707
21	SOCKET HEAD 1/4-20 SCREW	77893
22	RIGHT SPRING & DUMP BAR ASSEMBLY (assembly includes items listed below)	16709
23	COLLAR	74661
24	SET SCREW, 5/16-18 X 5/8 (3 req'd. per collar)	74662
25	TORSION SPRING	74660
26	SPACER	74658
27*	SPACER,LARGE (DUMP SIDE) - Concave side fits up against bracket weld on Dump Bar Shaft	74659
28	RIGHT DUMP BAR WELDMENT	16705
29	SPACER,LARGE (CUSTOMER SIDE)	74690



Cabinet Exterior/Spring Assembly – Parts List

Item	Part Description	Part Number
		2183-00-000
1	CONNECTOR 90 DEGREE	46241
2	BUSHING CONDUIT, 9/16 OD	41253NM
3	1/2 IN. CONNECTOR FITTING	41252
4	CONDUIT SHIM (brass shim)	82262
5	9/16" FLEXIBLE CONDUIT	82252-28
6**	LEAD-IN CORD 20 AMP PLUG	47580
7	STRAIN RELIEF T&B 3304	82227
8	1/4-20x3/4 BUTTON HD SC	67927
9	HEX NUT 1/4-20 ESLOK	42361
10	KETTLE MTNG BRKT MACHINED	106060
11	SPRING RETAINER ROD	82551
12	SET COLLAR 1/2ID X 7/8OD	47326
13	SET SCREW 1/4-20 X 3/16 (1 req'd. per collar)	47751
14	GRIP, HANDLE BAR	46028
15	TILT LEVER 1/2X3/4 CD BAR	46006
16	1/4-20 SERRATED LOCK NUT	46311
17	1/4-20X1/2 BUTN HD SCREW	79242
18	KEY (.187 X .187 X 3/4)	12509
19	SET SCREW 1/4-20 X 3/8	74125
20	HUB	16707
21	SOCKET HEAD 1/4-20 SCREW	77893
22	RIGHT SPRING & DUMP BAR ASSEMBLY (assembly includes items listed below)	16709
23	COLLAR	74661
24	SET SCREW, 5/16-18 X 5/8 (3 req'd. per collar)	74662
25	TORSION SPRING	74660
26	SPACER	74658
27*	SPACER,LARGE (DUMP SIDE) - Concave side fits up against bracket weld on Dump Bar Shaft	74659
28	RIGHT DUMP BAR WELDMENT	16705
29	SPACER,LARGE (CUSTOMER SIDE)	74690



Cabinet Exterior/Spring Assembly – Parts List

Item	Part Description	Part Number
		2183-00-000
1	CONNECTOR 90 DEGREE	46241
2	BUSHING CONDUIT, 9/16 OD	41253NM
3	1/2 IN. CONNECTOR FITTING	41252
4	CONDUIT SHIM (brass shim)	82262
5	9/16" FLEXIBLE CONDUIT	82252-28
6**	LEAD-IN CORD 20 AMP PLUG	47580
7	STRAIN RELIEF T&B 3304	82227
8	1/4-20x3/4 BUTTON HD SC	67927
9	HEX NUT 1/4-20 ESLOK	42361
10	KETTLE MTNG BRKT MACHINED	106060
11	SPRING RETAINER ROD	82551
12	SET COLLAR 1/2ID X 7/8OD	47326
13	SET SCREW 1/4-20 X 3/16 (1 req'd. per collar)	47751
14	GRIP, HANDLE BAR	46028
15	TILT LEVER 1/2X3/4 CD BAR	46006
16	1/4-20 SERRATED LOCK NUT	46311
17	1/4-20X1/2 BUTN HD SCREW	79242
18	KEY (.187 X .187 X 3/4)	12509
19	SET SCREW 1/4-20 X 3/8	74125
20	HUB	16707
21	SOCKET HEAD 1/4-20 SCREW	77893
22	RIGHT SPRING & DUMP BAR ASSEMBLY (assembly includes items listed below)	16709
23	COLLAR	74661
24	SET SCREW, 5/16-18 X 5/8 (3 req'd. per collar)	74662
25	TORSION SPRING	74660
26	SPACER	74658
27*	SPACER,LARGE (DUMP SIDE) - Concave side fits up against bracket weld on Dump Bar Shaft	74659
28	RIGHT DUMP BAR WELDMENT	16705
29	SPACER,LARGE (CUSTOMER SIDE)	74690



Cabinet Exterior/Spring Assembly – Parts List

Item	Part Description	Part Number
		2183-00-000
1	CONNECTOR 90 DEGREE	46241
2	BUSHING CONDUIT, 9/16 OD	41253NM
3	1/2 IN. CONNECTOR FITTING	41252
4	CONDUIT SHIM (brass shim)	82262
5	9/16" FLEXIBLE CONDUIT	82252-28
6**	LEAD-IN CORD 20 AMP PLUG	47580
7	STRAIN RELIEF T&B 3304	82227
8	1/4-20x3/4 BUTTON HD SC	67927
9	HEX NUT 1/4-20 ESLOK	42361
10	KETTLE MTNG BRKT MACHINED	106060
11	SPRING RETAINER ROD	82551
12	SET COLLAR 1/2ID X 7/8OD	47326
13	SET SCREW 1/4-20 X 3/16 (1 req'd. per collar)	47751
14	GRIP, HANDLE BAR	46028
15	TILT LEVER 1/2X3/4 CD BAR	46006
16	1/4-20 SERRATED LOCK NUT	46311
17	1/4-20X1/2 BUTN HD SCREW	79242
18	KEY (.187 X .187 X 3/4)	12509
19	SET SCREW 1/4-20 X 3/8	74125
20	HUB	16707
21	SOCKET HEAD 1/4-20 SCREW	77893
22	RIGHT SPRING & DUMP BAR ASSEMBLY (assembly includes items listed below)	16709
23	COLLAR	74661
24	SET SCREW, 5/16-18 X 5/8 (3 req'd. per collar)	74662
25	TORSION SPRING	74660
26	SPACER	74658
27*	SPACER,LARGE (DUMP SIDE) - Concave side fits up against bracket weld on Dump Bar Shaft	74659
28	RIGHT DUMP BAR WELDMENT	16705
29	SPACER,LARGE (CUSTOMER SIDE)	74690



Cabinet Exterior/Spring Assembly – Parts List

Item	Part Description	Part Number
		2183-00-000
1	CONNECTOR 90 DEGREE	46241
2	BUSHING CONDUIT, 9/16 OD	41253NM
3	1/2 IN. CONNECTOR FITTING	41252
4	CONDUIT SHIM (brass shim)	82262
5	9/16" FLEXIBLE CONDUIT	82252-28
6**	LEAD-IN CORD 20 AMP PLUG	47580
7	STRAIN RELIEF T&B 3304	82227
8	1/4-20x3/4 BUTTON HD SC	67927
9	HEX NUT 1/4-20 ESLOK	42361
10	KETTLE MTNG BRKT MACHINED	106060
11	SPRING RETAINER ROD	82551
12	SET COLLAR 1/2ID X 7/8OD	47326
13	SET SCREW 1/4-20 X 3/16 (1 req'd. per collar)	47751
14	GRIP, HANDLE BAR	46028
15	TILT LEVER 1/2X3/4 CD BAR	46006
16	1/4-20 SERRATED LOCK NUT	46311
17	1/4-20X1/2 BUTN HD SCREW	79242
18	KEY (.187 X .187 X 3/4)	12509
19	SET SCREW 1/4-20 X 3/8	74125
20	HUB	16707
21	SOCKET HEAD 1/4-20 SCREW	77893
22	RIGHT SPRING & DUMP BAR ASSEMBLY (assembly includes items listed below)	16709
23	COLLAR	74661
24	SET SCREW, 5/16-18 X 5/8 (3 req'd. per collar)	74662
25	TORSION SPRING	74660
26	SPACER	74658
27*	SPACER,LARGE (DUMP SIDE) - Concave side fits up against bracket weld on Dump Bar Shaft	74659
28	RIGHT DUMP BAR WELDMENT	16705
29	SPACER,LARGE (CUSTOMER SIDE)	74690



Cabinet Exterior/Spring Assembly – Parts List

Item	Part Description	Part Number
		2183-00-000
1	CONNECTOR 90 DEGREE	46241
2	BUSHING CONDUIT, 9/16 OD	41253NM
3	1/2 IN. CONNECTOR FITTING	41252
4	CONDUIT SHIM (brass shim)	82262
5	9/16" FLEXIBLE CONDUIT	82252-28
6**	LEAD-IN CORD 20 AMP PLUG	47580
7	STRAIN RELIEF T&B 3304	82227
8	1/4-20x3/4 BUTTON HD SC	67927
9	HEX NUT 1/4-20 ESLOK	42361
10	KETTLE MTNG BRKT MACHINED	106060
11	SPRING RETAINER ROD	82551
12	SET COLLAR 1/2ID X 7/8OD	47326
13	SET SCREW 1/4-20 X 3/16 (1 req'd. per collar)	47751
14	GRIP, HANDLE BAR	46028
15	TILT LEVER 1/2X3/4 CD BAR	46006
16	1/4-20 SERRATED LOCK NUT	46311
17	1/4-20X1/2 BUTN HD SCREW	79242
18	KEY (.187 X .187 X 3/4)	12509
19	SET SCREW 1/4-20 X 3/8	74125
20	HUB	16707
21	SOCKET HEAD 1/4-20 SCREW	77893
22	RIGHT SPRING & DUMP BAR ASSEMBLY (assembly includes items listed below)	16709
23	COLLAR	74661
24	SET SCREW, 5/16-18 X 5/8 (3 req'd. per collar)	74662
25	TORSION SPRING	74660
26	SPACER	74658
27*	SPACER,LARGE (DUMP SIDE) - Concave side fits up against bracket weld on Dump Bar Shaft	74659
28	RIGHT DUMP BAR WELDMENT	16705
29	SPACER,LARGE (CUSTOMER SIDE)	74690



Cabinet Exterior/Spring Assembly – Parts List

Item	Part Description	Part Number
		2183-00-000
1	CONNECTOR 90 DEGREE	46241
2	BUSHING CONDUIT, 9/16 OD	41253NM
3	1/2 IN. CONNECTOR FITTING	41252
4	CONDUIT SHIM (brass shim)	82262
5	9/16" FLEXIBLE CONDUIT	82252-28
6**	LEAD-IN CORD 20 AMP PLUG	47580
7	STRAIN RELIEF T&B 3304	82227
8	1/4-20x3/4 BUTTON HD SC	67927
9	HEX NUT 1/4-20 ESLOK	42361
10	KETTLE MTNG BRKT MACHINED	106060
11	SPRING RETAINER ROD	82551
12	SET COLLAR 1/2ID X 7/8OD	47326
13	SET SCREW 1/4-20 X 3/16 (1 req'd. per collar)	47751
14	GRIP, HANDLE BAR	46028
15	TILT LEVER 1/2X3/4 CD BAR	46006
16	1/4-20 SERRATED LOCK NUT	46311
17	1/4-20X1/2 BUTN HD SCREW	79242
18	KEY (.187 X .187 X 3/4)	12509
19	SET SCREW 1/4-20 X 3/8	74125
20	HUB	16707
21	SOCKET HEAD 1/4-20 SCREW	77893
22	RIGHT SPRING & DUMP BAR ASSEMBLY (assembly includes items listed below)	16709
23	COLLAR	74661
24	SET SCREW, 5/16-18 X 5/8 (3 req'd. per collar)	74662
25	TORSION SPRING	74660
26	SPACER	74658
27*	SPACER,LARGE (DUMP SIDE) - Concave side fits up against bracket weld on Dump Bar Shaft	74659
28	RIGHT DUMP BAR WELDMENT	16705
29	SPACER,LARGE (CUSTOMER SIDE)	74690



Cabinet Exterior/Spring Assembly – Parts List

Item	Part Description	Part Number
		2183-00-000
1	CONNECTOR 90 DEGREE	46241
2	BUSHING CONDUIT, 9/16 OD	41253NM
3	1/2 IN. CONNECTOR FITTING	41252
4	CONDUIT SHIM (brass shim)	82262
5	9/16" FLEXIBLE CONDUIT	82252-28
6**	LEAD-IN CORD 20 AMP PLUG	47580
7	STRAIN RELIEF T&B 3304	82227
8	1/4-20x3/4 BUTTON HD SC	67927
9	HEX NUT 1/4-20 ESLOK	42361
10	KETTLE MTNG BRKT MACHINED	106060
11	SPRING RETAINER ROD	82551
12	SET COLLAR 1/2ID X 7/8OD	47326
13	SET SCREW 1/4-20 X 3/16 (1 req'd. per collar)	47751
14	GRIP, HANDLE BAR	46028
15	TILT LEVER 1/2X3/4 CD BAR	46006
16	1/4-20 SERRATED LOCK NUT	46311
17	1/4-20X1/2 BUTN HD SCREW	79242
18	KEY (.187 X .187 X 3/4)	12509
19	SET SCREW 1/4-20 X 3/8	74125
20	HUB	16707
21	SOCKET HEAD 1/4-20 SCREW	77893
22	RIGHT SPRING & DUMP BAR ASSEMBLY (assembly includes items listed below)	16709
23	COLLAR	74661
24	SET SCREW, 5/16-18 X 5/8 (3 req'd. per collar)	74662
25	TORSION SPRING	74660
26	SPACER	74658
27*	SPACER,LARGE (DUMP SIDE) - Concave side fits up against bracket weld on Dump Bar Shaft	74659
28	RIGHT DUMP BAR WELDMENT	16705
29	SPACER,LARGE (CUSTOMER SIDE)	74690



Cabinet Exterior/Spring Assembly – Parts List

Item	Part Description	Part Number
		2183-00-000
1	CONNECTOR 90 DEGREE	46241
2	BUSHING CONDUIT, 9/16 OD	41253NM
3	1/2 IN. CONNECTOR FITTING	41252
4	CONDUIT SHIM (brass shim)	82262
5	9/16" FLEXIBLE CONDUIT	82252-28
6**	LEAD-IN CORD 20 AMP PLUG	47580
7	STRAIN RELIEF T&B 3304	82227
8	1/4-20x3/4 BUTTON HD SC	67927
9	HEX NUT 1/4-20 ESLOK	42361
10	KETTLE MTNG BRKT MACHINED	106060
11	SPRING RETAINER ROD	82551
12	SET COLLAR 1/2ID X 7/8OD	47326
13	SET SCREW 1/4-20 X 3/16 (1 req'd. per collar)	47751
14	GRIP, HANDLE BAR	46028
15	TILT LEVER 1/2X3/4 CD BAR	46006
16	1/4-20 SERRATED LOCK NUT	46311
17	1/4-20X1/2 BUTN HD SCREW	79242
18	KEY (.187 X .187 X 3/4)	12509
19	SET SCREW 1/4-20 X 3/8	74125
20	HUB	16707
21	SOCKET HEAD 1/4-20 SCREW	77893
22	RIGHT SPRING & DUMP BAR ASSEMBLY (assembly includes items listed below)	16709
23	COLLAR	74661
24	SET SCREW, 5/16-18 X 5/8 (3 req'd. per collar)	74662
25	TORSION SPRING	74660
26	SPACER	74658
27*	SPACER,LARGE (DUMP SIDE) - Concave side fits up against bracket weld on Dump Bar Shaft	74659
28	RIGHT DUMP BAR WELDMENT	16705
29	SPACER,LARGE (CUSTOMER SIDE)	74690



Cabinet Exterior/Spring Assembly – Parts List

Item	Part Description	Part Number
		2183-00-000
1	CONNECTOR 90 DEGREE	46241
2	BUSHING CONDUIT, 9/16 OD	41253NM
3	1/2 IN. CONNECTOR FITTING	41252
4	CONDUIT SHIM (brass shim)	82262
5	9/16" FLEXIBLE CONDUIT	82252-28
6**	LEAD-IN CORD 20 AMP PLUG	47580
7	STRAIN RELIEF T&B 3304	82227
8	1/4-20x3/4 BUTTON HD SC	67927
9	HEX NUT 1/4-20 ESLOK	42361
10	KETTLE MTNG BRKT MACHINED	106060
11	SPRING RETAINER ROD	82551
12	SET COLLAR 1/2ID X 7/8OD	47326
13	SET SCREW 1/4-20 X 3/16 (1 req'd. per collar)	47751
14	GRIP, HANDLE BAR	46028
15	TILT LEVER 1/2X3/4 CD BAR	46006
16	1/4-20 SERRATED LOCK NUT	46311
17	1/4-20X1/2 BUTN HD SCREW	79242
18	KEY (.187 X .187 X 3/4)	12509
19	SET SCREW 1/4-20 X 3/8	74125
20	HUB	16707
21	SOCKET HEAD 1/4-20 SCREW	77893
22	RIGHT SPRING & DUMP BAR ASSEMBLY (assembly includes items listed below)	16709
23	COLLAR	74661
24	SET SCREW, 5/16-18 X 5/8 (3 req'd. per collar)	74662
25	TORSION SPRING	74660
26	SPACER	74658
27*	SPACER,LARGE (DUMP SIDE) - Concave side fits up against bracket weld on Dump Bar Shaft	74659
28	RIGHT DUMP BAR WELDMENT	16705
29	SPACER,LARGE (CUSTOMER SIDE)	74690



Cabinet Exterior/Spring Assembly – Parts List

Item	Part Description	Part Number
		2183-00-000
1	CONNECTOR 90 DEGREE	46241
2	BUSHING CONDUIT, 9/16 OD	41253NM
3	1/2 IN. CONNECTOR FITTING	41252
4	CONDUIT SHIM (brass shim)	82262
5	9/16" FLEXIBLE CONDUIT	82252-28
6**	LEAD-IN CORD 20 AMP PLUG	47580
7	STRAIN RELIEF T&B 3304	82227
8	1/4-20x3/4 BUTTON HD SC	67927
9	HEX NUT 1/4-20 ESLOK	42361
10	KETTLE MTNG BRKT MACHINED	106060
11	SPRING RETAINER ROD	82551
12	SET COLLAR 1/2ID X 7/8OD	47326
13	SET SCREW 1/4-20 X 3/16 (1 req'd. per collar)	47751
14	GRIP, HANDLE BAR	46028
15	TILT LEVER 1/2X3/4 CD BAR	46006
16	1/4-20 SERRATED LOCK NUT	46311
17	1/4-20X1/2 BUTN HD SCREW	79242
18	KEY (.187 X .187 X 3/4)	12509
19	SET SCREW 1/4-20 X 3/8	74125
20	HUB	16707
21	SOCKET HEAD 1/4-20 SCREW	77893
22	RIGHT SPRING & DUMP BAR ASSEMBLY (assembly includes items listed below)	16709
23	COLLAR	74661
24	SET SCREW, 5/16-18 X 5/8 (3 req'd. per collar)	74662
25	TORSION SPRING	74660
26	SPACER	74658
27*	SPACER,LARGE (DUMP SIDE) - Concave side fits up against bracket weld on Dump Bar Shaft	74659
28	RIGHT DUMP BAR WELDMENT	16705
29	SPACER,LARGE (CUSTOMER SIDE)	74690



Cabinet Exterior/Spring Assembly – Parts List

Item	Part Description	Part Number
		2183-00-000
1	CONNECTOR 90 DEGREE	46241
2	BUSHING CONDUIT, 9/16 OD	41253NM
3	1/2 IN. CONNECTOR FITTING	41252
4	CONDUIT SHIM (brass shim)	82262
5	9/16" FLEXIBLE CONDUIT	82252-28
6**	LEAD-IN CORD 20 AMP PLUG	47580
7	STRAIN RELIEF T&B 3304	82227
8	1/4-20x3/4 BUTTON HD SC	67927
9	HEX NUT 1/4-20 ESLOK	42361
10	KETTLE MTNG BRKT MACHINED	106060
11	SPRING RETAINER ROD	82551
12	SET COLLAR 1/2ID X 7/8OD	47326
13	SET SCREW 1/4-20 X 3/16 (1 req'd. per collar)	47751
14	GRIP, HANDLE BAR	46028
15	TILT LEVER 1/2X3/4 CD BAR	46006
16	1/4-20 SERRATED LOCK NUT	46311
17	1/4-20X1/2 BUTN HD SCREW	79242
18	KEY (.187 X .187 X 3/4)	12509
19	SET SCREW 1/4-20 X 3/8	74125
20	HUB	16707
21	SOCKET HEAD 1/4-20 SCREW	77893
22	RIGHT SPRING & DUMP BAR ASSEMBLY (assembly includes items listed below)	16709
23	COLLAR	74661
24	SET SCREW, 5/16-18 X 5/8 (3 req'd. per collar)	74662
25	TORSION SPRING	74660
26	SPACER	74658
27*	SPACER,LARGE (DUMP SIDE) - Concave side fits up against bracket weld on Dump Bar Shaft	74659
28	RIGHT DUMP BAR WELDMENT	16705
29	SPACER,LARGE (CUSTOMER SIDE)	74690



Cabinet Exterior/Spring Assembly – Parts List

Item	Part Description	Part Number
		2183-00-000
1	CONNECTOR 90 DEGREE	46241
2	BUSHING CONDUIT, 9/16 OD	41253NM
3	1/2 IN. CONNECTOR FITTING	41252
4	CONDUIT SHIM (brass shim)	82262
5	9/16" FLEXIBLE CONDUIT	82252-28
6**	LEAD-IN CORD 20 AMP PLUG	47580
7	STRAIN RELIEF T&B 3304	82227
8	1/4-20x3/4 BUTTON HD SC	67927
9	HEX NUT 1/4-20 ESLOK	42361
10	KETTLE MTNG BRKT MACHINED	106060
11	SPRING RETAINER ROD	82551
12	SET COLLAR 1/2ID X 7/8OD	47326
13	SET SCREW 1/4-20 X 3/16 (1 req'd. per collar)	47751
14	GRIP, HANDLE BAR	46028
15	TILT LEVER 1/2X3/4 CD BAR	46006
16	1/4-20 SERRATED LOCK NUT	46311
17	1/4-20X1/2 BUTN HD SCREW	79242
18	KEY (.187 X .187 X 3/4)	12509
19	SET SCREW 1/4-20 X 3/8	74125
20	HUB	16707
21	SOCKET HEAD 1/4-20 SCREW	77893
22	RIGHT SPRING & DUMP BAR ASSEMBLY (assembly includes items listed below)	16709
23	COLLAR	74661
24	SET SCREW, 5/16-18 X 5/8 (3 req'd. per collar)	74662
25	TORSION SPRING	74660
26	SPACER	74658
27*	SPACER,LARGE (DUMP SIDE) - Concave side fits up against bracket weld on Dump Bar Shaft	74659
28	RIGHT DUMP BAR WELDMENT	16705
29	SPACER,LARGE (CUSTOMER SIDE)	74690



Cabinet Exterior/Spring Assembly – Parts List

Item	Part Description	Part Number
		2183-00-000
1	CONNECTOR 90 DEGREE	46241
2	BUSHING CONDUIT, 9/16 OD	41253NM
3	1/2 IN. CONNECTOR FITTING	41252
4	CONDUIT SHIM (brass shim)	82262
5	9/16" FLEXIBLE CONDUIT	82252-28
6**	LEAD-IN CORD 20 AMP PLUG	47580
7	STRAIN RELIEF T&B 3304	82227
8	1/4-20x3/4 BUTTON HD SC	67927
9	HEX NUT 1/4-20 ESLOK	42361
10	KETTLE MTNG BRKT MACHINED	106060
11	SPRING RETAINER ROD	82551
12	SET COLLAR 1/2ID X 7/8OD	47326
13	SET SCREW 1/4-20 X 3/16 (1 req'd. per collar)	47751
14	GRIP, HANDLE BAR	46028
15	TILT LEVER 1/2X3/4 CD BAR	46006
16	1/4-20 SERRATED LOCK NUT	46311
17	1/4-20X1/2 BUTN HD SCREW	79242
18	KEY (.187 X .187 X 3/4)	12509
19	SET SCREW 1/4-20 X 3/8	74125
20	HUB	16707
21	SOCKET HEAD 1/4-20 SCREW	77893
22	RIGHT SPRING & DUMP BAR ASSEMBLY (assembly includes items listed below)	16709
23	COLLAR	74661
24	SET SCREW, 5/16-18 X 5/8 (3 req'd. per collar)	74662
25	TORSION SPRING	74660
26	SPACER	74658
27*	SPACER,LARGE (DUMP SIDE) - Concave side fits up against bracket weld on Dump Bar Shaft	74659
28	RIGHT DUMP BAR WELDMENT	16705
29	SPACER,LARGE (CUSTOMER SIDE)	74690



Cabinet Exterior/Spring Assembly – Parts List

Item	Part Description	Part Number
		2183-00-000
1	CONNECTOR 90 DEGREE	46241
2	BUSHING CONDUIT, 9/16 OD	41253NM
3	1/2 IN. CONNECTOR FITTING	41252
4	CONDUIT SHIM (brass shim)	82262
5	9/16" FLEXIBLE CONDUIT	82252-28
6**	LEAD-IN CORD 20 AMP PLUG	47580
7	STRAIN RELIEF T&B 3304	82227
8	1/4-20x3/4 BUTTON HD SC	67927
9	HEX NUT 1/4-20 ESLOK	42361
10	KETTLE MTNG BRKT MACHINED	106060
11	SPRING RETAINER ROD	82551
12	SET COLLAR 1/2ID X 7/8OD	47326
13	SET SCREW 1/4-20 X 3/16 (1 req'd. per collar)	47751
14	GRIP, HANDLE BAR	46028
15	TILT LEVER 1/2X3/4 CD BAR	46006
16	1/4-20 SERRATED LOCK NUT	46311
17	1/4-20X1/2 BUTN HD SCREW	79242
18	KEY (.187 X .187 X 3/4)	12509
19	SET SCREW 1/4-20 X 3/8	74125
20	HUB	16707
21	SOCKET HEAD 1/4-20 SCREW	77893
22	RIGHT SPRING & DUMP BAR ASSEMBLY (assembly includes items listed below)	16709
23	COLLAR	74661
24	SET SCREW, 5/16-18 X 5/8 (3 req'd. per collar)	74662
25	TORSION SPRING	74660
26	SPACER	74658
27*	SPACER,LARGE (DUMP SIDE) - Concave side fits up against bracket weld on Dump Bar Shaft	74659
28	RIGHT DUMP BAR WELDMENT	16705
29	SPACER,LARGE (CUSTOMER SIDE)	74690



Cabinet Exterior/Spring Assembly – Parts List

Item	Part Description	Part Number
		2183-00-000
1	CONNECTOR 90 DEGREE	46241
2	BUSHING CONDUIT, 9/16 OD	41253NM
3	1/2 IN. CONNECTOR FITTING	41252
4	CONDUIT SHIM (brass shim)	82262
5	9/16" FLEXIBLE CONDUIT	82252-28
6**	LEAD-IN CORD 20 AMP PLUG	47580
7	STRAIN RELIEF T&B 3304	82227
8	1/4-20x3/4 BUTTON HD SC	67927
9	HEX NUT 1/4-20 ESLOK	42361
10	KETTLE MTNG BRKT MACHINED	106060
11	SPRING RETAINER ROD	82551
12	SET COLLAR 1/2ID X 7/8OD	47326
13	SET SCREW 1/4-20 X 3/16 (1 req'd. per collar)	47751
14	GRIP, HANDLE BAR	46028
15	TILT LEVER 1/2X3/4 CD BAR	46006
16	1/4-20 SERRATED LOCK NUT	46311
17	1/4-20X1/2 BUTN HD SCREW	79242
18	KEY (.187 X .187 X 3/4)	12509
19	SET SCREW 1/4-20 X 3/8	74125
20	HUB	16707
21	SOCKET HEAD 1/4-20 SCREW	77893
22	RIGHT SPRING & DUMP BAR ASSEMBLY (assembly includes items listed below)	16709
23	COLLAR	74661
24	SET SCREW, 5/16-18 X 5/8 (3 req'd. per collar)	74662
25	TORSION SPRING	74660
26	SPACER	74658
27*	SPACER,LARGE (DUMP SIDE) - Concave side fits up against bracket weld on Dump Bar Shaft	74659
28	RIGHT DUMP BAR WELDMENT	16705
29	SPACER,LARGE (CUSTOMER SIDE)	74690



Kettle and Drum – Parts List

Item	Part Description	Part Number
		2183-00-000
1	DRUM FIX PLT ASM 2 STUDS	101319
2	WING NUT, #8-32	89126
3	MIXING DRUM	101306
4	MIX PADDLE ASSEMBLY (includes scraper, retainer, and wing nuts for retainer)	101307
5	SCRAPER RETAINER ASSEMBLY	101313
6	SILICONE SCRAPER	101315
7	#8-32 WING NUT	89126
8	MIX PADDLE LOCK STUD ASSY	46203E
9	HUB SEAL ASSY (includes Oil Seal, Hub Body, and O-Ring)	46632
10	O-RING 1 3/4ID X 2OD	46631
11	HUB SEAL	46630
12	HUB SEAL BODY	46629
13	AGITATOR SHAFT	48678
14	RETAIN RING ASSY	46651
15	DRUM SEAL	46701
16	O-RING BUSHING SEAL	46119
17	KETTLE ASSY (includes Shaft, Hub Seal Assy, Retaining Ring and Drum Seal; also see Kettle Bottom and Kettle Element View sections for itemized parts breakdown).	68007G



Kettle and Drum – Parts List

Item	Part Description	Part Number
		2183-00-000
1	DRUM FIX PLT ASM 2 STUDS	101319
2	WING NUT, #8-32	89126
3	MIXING DRUM	101306
4	MIX PADDLE ASSEMBLY (includes scraper, retainer, and wing nuts for retainer)	101307
5	SCRAPER RETAINER ASSEMBLY	101313
6	SILICONE SCRAPER	101315
7	#8-32 WING NUT	89126
8	MIX PADDLE LOCK STUD ASSY	46203E
9	HUB SEAL ASSY (includes Oil Seal, Hub Body, and O-Ring)	46632
10	O-RING 1 3/4ID X 2OD	46631
11	HUB SEAL	46630
12	HUB SEAL BODY	46629
13	AGITATOR SHAFT	48678
14	RETAIN RING ASSY	46651
15	DRUM SEAL	46701
16	O-RING BUSHING SEAL	46119
17	KETTLE ASSY (includes Shaft, Hub Seal Assy, Retaining Ring and Drum Seal; also see Kettle Bottom and Kettle Element View sections for itemized parts breakdown).	68007G



Kettle and Drum – Parts List

Item	Part Description	Part Number
		2183-00-000
1	DRUM FIX PLT ASM 2 STUDS	101319
2	WING NUT, #8-32	89126
3	MIXING DRUM	101306
4	MIX PADDLE ASSEMBLY (includes scraper, retainer, and wing nuts for retainer)	101307
5	SCRAPER RETAINER ASSEMBLY	101313
6	SILICONE SCRAPER	101315
7	#8-32 WING NUT	89126
8	MIX PADDLE LOCK STUD ASSY	46203E
9	HUB SEAL ASSY (includes Oil Seal, Hub Body, and O-Ring)	46632
10	O-RING 1 3/4ID X 2OD	46631
11	HUB SEAL	46630
12	HUB SEAL BODY	46629
13	AGITATOR SHAFT	48678
14	RETAIN RING ASSY	46651
15	DRUM SEAL	46701
16	O-RING BUSHING SEAL	46119
17	KETTLE ASSY (includes Shaft, Hub Seal Assy, Retaining Ring and Drum Seal; also see Kettle Bottom and Kettle Element View sections for itemized parts breakdown).	68007G



Kettle and Drum – Parts List

Item	Part Description	Part Number
		2183-00-000
1	DRUM FIX PLT ASM 2 STUDS	101319
2	WING NUT, #8-32	89126
3	MIXING DRUM	101306
4	MIX PADDLE ASSEMBLY (includes scraper, retainer, and wing nuts for retainer)	101307
5	SCRAPER RETAINER ASSEMBLY	101313
6	SILICONE SCRAPER	101315
7	#8-32 WING NUT	89126
8	MIX PADDLE LOCK STUD ASSY	46203E
9	HUB SEAL ASSY (includes Oil Seal, Hub Body, and O-Ring)	46632
10	O-RING 1 3/4ID X 2OD	46631
11	HUB SEAL	46630
12	HUB SEAL BODY	46629
13	AGITATOR SHAFT	48678
14	RETAIN RING ASSY	46651
15	DRUM SEAL	46701
16	O-RING BUSHING SEAL	46119
17	KETTLE ASSY (includes Shaft, Hub Seal Assy, Retaining Ring and Drum Seal; also see Kettle Bottom and Kettle Element View sections for itemized parts breakdown).	68007G



Kettle and Drum – Parts List

Item	Part Description	Part Number
		2183-00-000
1	DRUM FIX PLT ASM 2 STUDS	101319
2	WING NUT, #8-32	89126
3	MIXING DRUM	101306
4	MIX PADDLE ASSEMBLY (includes scraper, retainer, and wing nuts for retainer)	101307
5	SCRAPER RETAINER ASSEMBLY	101313
6	SILICONE SCRAPER	101315
7	#8-32 WING NUT	89126
8	MIX PADDLE LOCK STUD ASSY	46203E
9	HUB SEAL ASSY (includes Oil Seal, Hub Body, and O-Ring)	46632
10	O-RING 1 3/4ID X 2OD	46631
11	HUB SEAL	46630
12	HUB SEAL BODY	46629
13	AGITATOR SHAFT	48678
14	RETAIN RING ASSY	46651
15	DRUM SEAL	46701
16	O-RING BUSHING SEAL	46119
17	KETTLE ASSY (includes Shaft, Hub Seal Assy, Retaining Ring and Drum Seal; also see Kettle Bottom and Kettle Element View sections for itemized parts breakdown).	68007G



Kettle and Drum – Parts List

Item	Part Description	Part Number
		2183-00-000
1	DRUM FIX PLT ASM 2 STUDS	101319
2	WING NUT, #8-32	89126
3	MIXING DRUM	101306
4	MIX PADDLE ASSEMBLY (includes scraper, retainer, and wing nuts for retainer)	101307
5	SCRAPER RETAINER ASSEMBLY	101313
6	SILICONE SCRAPER	101315
7	#8-32 WING NUT	89126
8	MIX PADDLE LOCK STUD ASSY	46203E
9	HUB SEAL ASSY (includes Oil Seal, Hub Body, and O-Ring)	46632
10	O-RING 1 3/4ID X 2OD	46631
11	HUB SEAL	46630
12	HUB SEAL BODY	46629
13	AGITATOR SHAFT	48678
14	RETAIN RING ASSY	46651
15	DRUM SEAL	46701
16	O-RING BUSHING SEAL	46119
17	KETTLE ASSY (includes Shaft, Hub Seal Assy, Retaining Ring and Drum Seal; also see Kettle Bottom and Kettle Element View sections for itemized parts breakdown).	68007G



Kettle and Drum – Parts List

Item	Part Description	Part Number
		2183-00-000
1	DRUM FIX PLT ASM 2 STUDS	101319
2	WING NUT, #8-32	89126
3	MIXING DRUM	101306
4	MIX PADDLE ASSEMBLY (includes scraper, retainer, and wing nuts for retainer)	101307
5	SCRAPER RETAINER ASSEMBLY	101313
6	SILICONE SCRAPER	101315
7	#8-32 WING NUT	89126
8	MIX PADDLE LOCK STUD ASSY	46203E
9	HUB SEAL ASSY (includes Oil Seal, Hub Body, and O-Ring)	46632
10	O-RING 1 3/4ID X 2OD	46631
11	HUB SEAL	46630
12	HUB SEAL BODY	46629
13	AGITATOR SHAFT	48678
14	RETAIN RING ASSY	46651
15	DRUM SEAL	46701
16	O-RING BUSHING SEAL	46119
17	KETTLE ASSY (includes Shaft, Hub Seal Assy, Retaining Ring and Drum Seal; also see Kettle Bottom and Kettle Element View sections for itemized parts breakdown).	68007G



Kettle and Drum – Parts List

Item	Part Description	Part Number
		2183-00-000
1	DRUM FIX PLT ASM 2 STUDS	101319
2	WING NUT, #8-32	89126
3	MIXING DRUM	101306
4	MIX PADDLE ASSEMBLY (includes scraper, retainer, and wing nuts for retainer)	101307
5	SCRAPER RETAINER ASSEMBLY	101313
6	SILICONE SCRAPER	101315
7	#8-32 WING NUT	89126
8	MIX PADDLE LOCK STUD ASSY	46203E
9	HUB SEAL ASSY (includes Oil Seal, Hub Body, and O-Ring)	46632
10	O-RING 1 3/4ID X 2OD	46631
11	HUB SEAL	46630
12	HUB SEAL BODY	46629
13	AGITATOR SHAFT	48678
14	RETAIN RING ASSY	46651
15	DRUM SEAL	46701
16	O-RING BUSHING SEAL	46119
17	KETTLE ASSY (includes Shaft, Hub Seal Assy, Retaining Ring and Drum Seal; also see Kettle Bottom and Kettle Element View sections for itemized parts breakdown).	68007G



Kettle and Drum – Parts List

Item	Part Description	Part Number
		2183-00-000
1	DRUM FIX PLT ASM 2 STUDS	101319
2	WING NUT, #8-32	89126
3	MIXING DRUM	101306
4	MIX PADDLE ASSEMBLY (includes scraper, retainer, and wing nuts for retainer)	101307
5	SCRAPER RETAINER ASSEMBLY	101313
6	SILICONE SCRAPER	101315
7	#8-32 WING NUT	89126
8	MIX PADDLE LOCK STUD ASSY	46203E
9	HUB SEAL ASSY (includes Oil Seal, Hub Body, and O-Ring)	46632
10	O-RING 1 3/4ID X 2OD	46631
11	HUB SEAL	46630
12	HUB SEAL BODY	46629
13	AGITATOR SHAFT	48678
14	RETAIN RING ASSY	46651
15	DRUM SEAL	46701
16	O-RING BUSHING SEAL	46119
17	KETTLE ASSY (includes Shaft, Hub Seal Assy, Retaining Ring and Drum Seal; also see Kettle Bottom and Kettle Element View sections for itemized parts breakdown).	68007G



Kettle and Drum – Parts List

Item	Part Description	Part Number
		2183-00-000
1	DRUM FIX PLT ASM 2 STUDS	101319
2	WING NUT, #8-32	89126
3	MIXING DRUM	101306
4	MIX PADDLE ASSEMBLY (includes scraper, retainer, and wing nuts for retainer)	101307
5	SCRAPER RETAINER ASSEMBLY	101313
6	SILICONE SCRAPER	101315
7	#8-32 WING NUT	89126
8	MIX PADDLE LOCK STUD ASSY	46203E
9	HUB SEAL ASSY (includes Oil Seal, Hub Body, and O-Ring)	46632
10	O-RING 1 3/4ID X 2OD	46631
11	HUB SEAL	46630
12	HUB SEAL BODY	46629
13	AGITATOR SHAFT	48678
14	RETAIN RING ASSY	46651
15	DRUM SEAL	46701
16	O-RING BUSHING SEAL	46119
17	KETTLE ASSY (includes Shaft, Hub Seal Assy, Retaining Ring and Drum Seal; also see Kettle Bottom and Kettle Element View sections for itemized parts breakdown).	68007G



Kettle and Drum – Parts List

Item	Part Description	Part Number
		2183-00-000
1	DRUM FIX PLT ASM 2 STUDS	101319
2	WING NUT, #8-32	89126
3	MIXING DRUM	101306
4	MIX PADDLE ASSEMBLY (includes scraper, retainer, and wing nuts for retainer)	101307
5	SCRAPER RETAINER ASSEMBLY	101313
6	SILICONE SCRAPER	101315
7	#8-32 WING NUT	89126
8	MIX PADDLE LOCK STUD ASSY	46203E
9	HUB SEAL ASSY (includes Oil Seal, Hub Body, and O-Ring)	46632
10	O-RING 1 3/4ID X 2OD	46631
11	HUB SEAL	46630
12	HUB SEAL BODY	46629
13	AGITATOR SHAFT	48678
14	RETAIN RING ASSY	46651
15	DRUM SEAL	46701
16	O-RING BUSHING SEAL	46119
17	KETTLE ASSY (includes Shaft, Hub Seal Assy, Retaining Ring and Drum Seal; also see Kettle Bottom and Kettle Element View sections for itemized parts breakdown).	68007G



Kettle and Drum – Parts List

Item	Part Description	Part Number
		2183-00-000
1	DRUM FIX PLT ASM 2 STUDS	101319
2	WING NUT, #8-32	89126
3	MIXING DRUM	101306
4	MIX PADDLE ASSEMBLY (includes scraper, retainer, and wing nuts for retainer)	101307
5	SCRAPER RETAINER ASSEMBLY	101313
6	SILICONE SCRAPER	101315
7	#8-32 WING NUT	89126
8	MIX PADDLE LOCK STUD ASSY	46203E
9	HUB SEAL ASSY (includes Oil Seal, Hub Body, and O-Ring)	46632
10	O-RING 1 3/4ID X 2OD	46631
11	HUB SEAL	46630
12	HUB SEAL BODY	46629
13	AGITATOR SHAFT	48678
14	RETAIN RING ASSY	46651
15	DRUM SEAL	46701
16	O-RING BUSHING SEAL	46119
17	KETTLE ASSY (includes Shaft, Hub Seal Assy, Retaining Ring and Drum Seal; also see Kettle Bottom and Kettle Element View sections for itemized parts breakdown).	68007G



Kettle and Drum – Parts List

Item	Part Description	Part Number
		2183-00-000
1	DRUM FIX PLT ASM 2 STUDS	101319
2	WING NUT, #8-32	89126
3	MIXING DRUM	101306
4	MIX PADDLE ASSEMBLY (includes scraper, retainer, and wing nuts for retainer)	101307
5	SCRAPER RETAINER ASSEMBLY	101313
6	SILICONE SCRAPER	101315
7	#8-32 WING NUT	89126
8	MIX PADDLE LOCK STUD ASSY	46203E
9	HUB SEAL ASSY (includes Oil Seal, Hub Body, and O-Ring)	46632
10	O-RING 1 3/4ID X 2OD	46631
11	HUB SEAL	46630
12	HUB SEAL BODY	46629
13	AGITATOR SHAFT	48678
14	RETAIN RING ASSY	46651
15	DRUM SEAL	46701
16	O-RING BUSHING SEAL	46119
17	KETTLE ASSY (includes Shaft, Hub Seal Assy, Retaining Ring and Drum Seal; also see Kettle Bottom and Kettle Element View sections for itemized parts breakdown).	68007G



Kettle and Drum – Parts List

Item	Part Description	Part Number
		2183-00-000
1	DRUM FIX PLT ASM 2 STUDS	101319
2	WING NUT, #8-32	89126
3	MIXING DRUM	101306
4	MIX PADDLE ASSEMBLY (includes scraper, retainer, and wing nuts for retainer)	101307
5	SCRAPER RETAINER ASSEMBLY	101313
6	SILICONE SCRAPER	101315
7	#8-32 WING NUT	89126
8	MIX PADDLE LOCK STUD ASSY	46203E
9	HUB SEAL ASSY (includes Oil Seal, Hub Body, and O-Ring)	46632
10	O-RING 1 3/4ID X 2OD	46631
11	HUB SEAL	46630
12	HUB SEAL BODY	46629
13	AGITATOR SHAFT	48678
14	RETAIN RING ASSY	46651
15	DRUM SEAL	46701
16	O-RING BUSHING SEAL	46119
17	KETTLE ASSY (includes Shaft, Hub Seal Assy, Retaining Ring and Drum Seal; also see Kettle Bottom and Kettle Element View sections for itemized parts breakdown).	68007G



Kettle and Drum – Parts List

Item	Part Description	Part Number
		2183-00-000
1	KETTLE ASSY (includes Shaft, Hub Seal Assy, Retaining Ring and Drum Seal; also see Kettle Bottom and Kettle Element View sections for itemized parts breakdown).	68007G
2	KETTLE REST BUMPER	83111
3	KETTLE REST (metal rest/holds bumper)	83113
4	1/4-20 X 1/2 P/H PHIL (fastens Kettle Rest)	12471
5	WASHER 1/4 INTERNAL TOOTH	12383
6	13/16"ID 2"OD FLAT WASHER	77892
7	KEY (.187 X .187 X 3/4) (one used for agitator shaft, one used for motor shaft)	12509
8	3/4 BORE COUPLING BODY (includes set screws)	46145
9	FLEXIBLE SPIDER	12141
10	5/8 BORE COUPLING BODY(includes set screws)	46144
11	BOTTOM COVER	67995
12	1/4-20 X 3/4 GRADE 5 BOLT	74520
13	1/4 FLAT WASHER STAINLESS	87261
14	MOTOR MOUNT (bracket)	16708
15	1/4-20 x 1 1/4 HEX CAP (fastens motor)	48571
16	MOTOR SPACER	67207
17	DRIVE MOTOR	82085B
18	8-32 X 3/8 SLT. HWH M/S	42044
19	CABLE CLAMP	87219
20	STRAIN RELIEF (Plastic Strain Relief on cord end to Control Box)	76026



Kettle and Drum – Parts List

Item	Part Description	Part Number
		2183-00-000
1	KETTLE ASSY (includes Shaft, Hub Seal Assy, Retaining Ring and Drum Seal; also see Kettle Bottom and Kettle Element View sections for itemized parts breakdown).	68007G
2	KETTLE REST BUMPER	83111
3	KETTLE REST (metal rest/holds bumper)	83113
4	1/4-20 X 1/2 P/H PHIL (fastens Kettle Rest)	12471
5	WASHER 1/4 INTERNAL TOOTH	12383
6	13/16"ID 2"OD FLAT WASHER	77892
7	KEY (.187 X .187 X 3/4) (one used for agitator shaft, one used for motor shaft)	12509
8	3/4 BORE COUPLING BODY (includes set screws)	46145
9	FLEXIBLE SPIDER	12141
10	5/8 BORE COUPLING BODY(includes set screws)	46144
11	BOTTOM COVER	67995
12	1/4-20 X 3/4 GRADE 5 BOLT	74520
13	1/4 FLAT WASHER STAINLESS	87261
14	MOTOR MOUNT (bracket)	16708
15	1/4-20 x 1 1/4 HEX CAP (fastens motor)	48571
16	MOTOR SPACER	67207
17	DRIVE MOTOR	82085B
18	8-32 X 3/8 SLT. HWH M/S	42044
19	CABLE CLAMP	87219
20	STRAIN RELIEF (Plastic Strain Relief on cord end to Control Box)	76026



Kettle and Drum – Parts List

Item	Part Description	Part Number
		2183-00-000
1	KETTLE ASSY (includes Shaft, Hub Seal Assy, Retaining Ring and Drum Seal; also see Kettle Bottom and Kettle Element View sections for itemized parts breakdown).	68007G
2	KETTLE REST BUMPER	83111
3	KETTLE REST (metal rest/holds bumper)	83113
4	1/4-20 X 1/2 P/H PHIL (fastens Kettle Rest)	12471
5	WASHER 1/4 INTERNAL TOOTH	12383
6	13/16"ID 2"OD FLAT WASHER	77892
7	KEY (.187 X .187 X 3/4) (one used for agitator shaft, one used for motor shaft)	12509
8	3/4 BORE COUPLING BODY (includes set screws)	46145
9	FLEXIBLE SPIDER	12141
10	5/8 BORE COUPLING BODY(includes set screws)	46144
11	BOTTOM COVER	67995
12	1/4-20 X 3/4 GRADE 5 BOLT	74520
13	1/4 FLAT WASHER STAINLESS	87261
14	MOTOR MOUNT (bracket)	16708
15	1/4-20 x 1 1/4 HEX CAP (fastens motor)	48571
16	MOTOR SPACER	67207
17	DRIVE MOTOR	82085B
18	8-32 X 3/8 SLT. HWH M/S	42044
19	CABLE CLAMP	87219
20	STRAIN RELIEF (Plastic Strain Relief on cord end to Control Box)	76026



Kettle and Drum – Parts List

Item	Part Description	Part Number
		2183-00-000
1	KETTLE ASSY (includes Shaft, Hub Seal Assy, Retaining Ring and Drum Seal; also see Kettle Bottom and Kettle Element View sections for itemized parts breakdown).	68007G
2	KETTLE REST BUMPER	83111
3	KETTLE REST (metal rest/holds bumper)	83113
4	1/4-20 X 1/2 P/H PHIL (fastens Kettle Rest)	12471
5	WASHER 1/4 INTERNAL TOOTH	12383
6	13/16"ID 2"OD FLAT WASHER	77892
7	KEY (.187 X .187 X 3/4) (one used for agitator shaft, one used for motor shaft)	12509
8	3/4 BORE COUPLING BODY (includes set screws)	46145
9	FLEXIBLE SPIDER	12141
10	5/8 BORE COUPLING BODY(includes set screws)	46144
11	BOTTOM COVER	67995
12	1/4-20 X 3/4 GRADE 5 BOLT	74520
13	1/4 FLAT WASHER STAINLESS	87261
14	MOTOR MOUNT (bracket)	16708
15	1/4-20 x 1 1/4 HEX CAP (fastens motor)	48571
16	MOTOR SPACER	67207
17	DRIVE MOTOR	82085B
18	8-32 X 3/8 SLT. HWH M/S	42044
19	CABLE CLAMP	87219
20	STRAIN RELIEF (Plastic Strain Relief on cord end to Control Box)	76026



Kettle and Drum – Parts List

Item	Part Description	Part Number
		2183-00-000
1	KETTLE ASSY (includes Shaft, Hub Seal Assy, Retaining Ring and Drum Seal; also see Kettle Bottom and Kettle Element View sections for itemized parts breakdown).	68007G
2	KETTLE REST BUMPER	83111
3	KETTLE REST (metal rest/holds bumper)	83113
4	1/4-20 X 1/2 P/H PHIL (fastens Kettle Rest)	12471
5	WASHER 1/4 INTERNAL TOOTH	12383
6	13/16"ID 2"OD FLAT WASHER	77892
7	KEY (.187 X .187 X 3/4) (one used for agitator shaft, one used for motor shaft)	12509
8	3/4 BORE COUPLING BODY (includes set screws)	46145
9	FLEXIBLE SPIDER	12141
10	5/8 BORE COUPLING BODY(includes set screws)	46144
11	BOTTOM COVER	67995
12	1/4-20 X 3/4 GRADE 5 BOLT	74520
13	1/4 FLAT WASHER STAINLESS	87261
14	MOTOR MOUNT (bracket)	16708
15	1/4-20 x 1 1/4 HEX CAP (fastens motor)	48571
16	MOTOR SPACER	67207
17	DRIVE MOTOR	82085B
18	8-32 X 3/8 SLT. HWH M/S	42044
19	CABLE CLAMP	87219
20	STRAIN RELIEF (Plastic Strain Relief on cord end to Control Box)	76026



Kettle and Drum – Parts List

Item	Part Description	Part Number
		2183-00-000
1	KETTLE ASSY (includes Shaft, Hub Seal Assy, Retaining Ring and Drum Seal; also see Kettle Bottom and Kettle Element View sections for itemized parts breakdown).	68007G
2	KETTLE REST BUMPER	83111
3	KETTLE REST (metal rest/holds bumper)	83113
4	1/4-20 X 1/2 P/H PHIL (fastens Kettle Rest)	12471
5	WASHER 1/4 INTERNAL TOOTH	12383
6	13/16"ID 2"OD FLAT WASHER	77892
7	KEY (.187 X .187 X 3/4) (one used for agitator shaft, one used for motor shaft)	12509
8	3/4 BORE COUPLING BODY (includes set screws)	46145
9	FLEXIBLE SPIDER	12141
10	5/8 BORE COUPLING BODY(includes set screws)	46144
11	BOTTOM COVER	67995
12	1/4-20 X 3/4 GRADE 5 BOLT	74520
13	1/4 FLAT WASHER STAINLESS	87261
14	MOTOR MOUNT (bracket)	16708
15	1/4-20 x 1 1/4 HEX CAP (fastens motor)	48571
16	MOTOR SPACER	67207
17	DRIVE MOTOR	82085B
18	8-32 X 3/8 SLT. HWH M/S	42044
19	CABLE CLAMP	87219
20	STRAIN RELIEF (Plastic Strain Relief on cord end to Control Box)	76026



Kettle and Drum – Parts List

Item	Part Description	Part Number
		2183-00-000
1	KETTLE ASSY (includes Shaft, Hub Seal Assy, Retaining Ring and Drum Seal; also see Kettle Bottom and Kettle Element View sections for itemized parts breakdown).	68007G
2	KETTLE REST BUMPER	83111
3	KETTLE REST (metal rest/holds bumper)	83113
4	1/4-20 X 1/2 P/H PHIL (fastens Kettle Rest)	12471
5	WASHER 1/4 INTERNAL TOOTH	12383
6	13/16"ID 2"OD FLAT WASHER	77892
7	KEY (.187 X .187 X 3/4) (one used for agitator shaft, one used for motor shaft)	12509
8	3/4 BORE COUPLING BODY (includes set screws)	46145
9	FLEXIBLE SPIDER	12141
10	5/8 BORE COUPLING BODY(includes set screws)	46144
11	BOTTOM COVER	67995
12	1/4-20 X 3/4 GRADE 5 BOLT	74520
13	1/4 FLAT WASHER STAINLESS	87261
14	MOTOR MOUNT (bracket)	16708
15	1/4-20 x 1 1/4 HEX CAP (fastens motor)	48571
16	MOTOR SPACER	67207
17	DRIVE MOTOR	82085B
18	8-32 X 3/8 SLT. HWH M/S	42044
19	CABLE CLAMP	87219
20	STRAIN RELIEF (Plastic Strain Relief on cord end to Control Box)	76026



Kettle and Drum – Parts List

Item	Part Description	Part Number
		2183-00-000
1	KETTLE ASSY (includes Shaft, Hub Seal Assy, Retaining Ring and Drum Seal; also see Kettle Bottom and Kettle Element View sections for itemized parts breakdown).	68007G
2	KETTLE REST BUMPER	83111
3	KETTLE REST (metal rest/holds bumper)	83113
4	1/4-20 X 1/2 P/H PHIL (fastens Kettle Rest)	12471
5	WASHER 1/4 INTERNAL TOOTH	12383
6	13/16"ID 2"OD FLAT WASHER	77892
7	KEY (.187 X .187 X 3/4) (one used for agitator shaft, one used for motor shaft)	12509
8	3/4 BORE COUPLING BODY (includes set screws)	46145
9	FLEXIBLE SPIDER	12141
10	5/8 BORE COUPLING BODY(includes set screws)	46144
11	BOTTOM COVER	67995
12	1/4-20 X 3/4 GRADE 5 BOLT	74520
13	1/4 FLAT WASHER STAINLESS	87261
14	MOTOR MOUNT (bracket)	16708
15	1/4-20 x 1 1/4 HEX CAP (fastens motor)	48571
16	MOTOR SPACER	67207
17	DRIVE MOTOR	82085B
18	8-32 X 3/8 SLT. HWH M/S	42044
19	CABLE CLAMP	87219
20	STRAIN RELIEF (Plastic Strain Relief on cord end to Control Box)	76026



Kettle and Drum – Parts List

Item	Part Description	Part Number
		2183-00-000
1	KETTLE ASSY (includes Shaft, Hub Seal Assy, Retaining Ring and Drum Seal; also see Kettle Bottom and Kettle Element View sections for itemized parts breakdown).	68007G
2	KETTLE REST BUMPER	83111
3	KETTLE REST (metal rest/holds bumper)	83113
4	1/4-20 X 1/2 P/H PHIL (fastens Kettle Rest)	12471
5	WASHER 1/4 INTERNAL TOOTH	12383
6	13/16"ID 2"OD FLAT WASHER	77892
7	KEY (.187 X .187 X 3/4) (one used for agitator shaft, one used for motor shaft)	12509
8	3/4 BORE COUPLING BODY (includes set screws)	46145
9	FLEXIBLE SPIDER	12141
10	5/8 BORE COUPLING BODY(includes set screws)	46144
11	BOTTOM COVER	67995
12	1/4-20 X 3/4 GRADE 5 BOLT	74520
13	1/4 FLAT WASHER STAINLESS	87261
14	MOTOR MOUNT (bracket)	16708
15	1/4-20 x 1 1/4 HEX CAP (fastens motor)	48571
16	MOTOR SPACER	67207
17	DRIVE MOTOR	82085B
18	8-32 X 3/8 SLT. HWH M/S	42044
19	CABLE CLAMP	87219
20	STRAIN RELIEF (Plastic Strain Relief on cord end to Control Box)	76026



Kettle and Drum – Parts List

Item	Part Description	Part Number
		2183-00-000
1	KETTLE ASSY (includes Shaft, Hub Seal Assy, Retaining Ring and Drum Seal; also see Kettle Bottom and Kettle Element View sections for itemized parts breakdown).	68007G
2	KETTLE REST BUMPER	83111
3	KETTLE REST (metal rest/holds bumper)	83113
4	1/4-20 X 1/2 P/H PHIL (fastens Kettle Rest)	12471
5	WASHER 1/4 INTERNAL TOOTH	12383
6	13/16"ID 2"OD FLAT WASHER	77892
7	KEY (.187 X .187 X 3/4) (one used for agitator shaft, one used for motor shaft)	12509
8	3/4 BORE COUPLING BODY (includes set screws)	46145
9	FLEXIBLE SPIDER	12141
10	5/8 BORE COUPLING BODY(includes set screws)	46144
11	BOTTOM COVER	67995
12	1/4-20 X 3/4 GRADE 5 BOLT	74520
13	1/4 FLAT WASHER STAINLESS	87261
14	MOTOR MOUNT (bracket)	16708
15	1/4-20 x 1 1/4 HEX CAP (fastens motor)	48571
16	MOTOR SPACER	67207
17	DRIVE MOTOR	82085B
18	8-32 X 3/8 SLT. HWH M/S	42044
19	CABLE CLAMP	87219
20	STRAIN RELIEF (Plastic Strain Relief on cord end to Control Box)	76026



Kettle and Drum – Parts List

Item	Part Description	Part Number
		2183-00-000
1	KETTLE ASSY (includes Shaft, Hub Seal Assy, Retaining Ring and Drum Seal; also see Kettle Bottom and Kettle Element View sections for itemized parts breakdown).	68007G
2	KETTLE REST BUMPER	83111
3	KETTLE REST (metal rest/holds bumper)	83113
4	1/4-20 X 1/2 P/H PHIL (fastens Kettle Rest)	12471
5	WASHER 1/4 INTERNAL TOOTH	12383
6	13/16"ID 2"OD FLAT WASHER	77892
7	KEY (.187 X .187 X 3/4) (one used for agitator shaft, one used for motor shaft)	12509
8	3/4 BORE COUPLING BODY (includes set screws)	46145
9	FLEXIBLE SPIDER	12141
10	5/8 BORE COUPLING BODY(includes set screws)	46144
11	BOTTOM COVER	67995
12	1/4-20 X 3/4 GRADE 5 BOLT	74520
13	1/4 FLAT WASHER STAINLESS	87261
14	MOTOR MOUNT (bracket)	16708
15	1/4-20 x 1 1/4 HEX CAP (fastens motor)	48571
16	MOTOR SPACER	67207
17	DRIVE MOTOR	82085B
18	8-32 X 3/8 SLT. HWH M/S	42044
19	CABLE CLAMP	87219
20	STRAIN RELIEF (Plastic Strain Relief on cord end to Control Box)	76026



Kettle and Drum – Parts List

Item	Part Description	Part Number
		2183-00-000
1	KETTLE ASSY (includes Shaft, Hub Seal Assy, Retaining Ring and Drum Seal; also see Kettle Bottom and Kettle Element View sections for itemized parts breakdown).	68007G
2	KETTLE REST BUMPER	83111
3	KETTLE REST (metal rest/holds bumper)	83113
4	1/4-20 X 1/2 P/H PHIL (fastens Kettle Rest)	12471
5	WASHER 1/4 INTERNAL TOOTH	12383
6	13/16"ID 2"OD FLAT WASHER	77892
7	KEY (.187 X .187 X 3/4) (one used for agitator shaft, one used for motor shaft)	12509
8	3/4 BORE COUPLING BODY (includes set screws)	46145
9	FLEXIBLE SPIDER	12141
10	5/8 BORE COUPLING BODY(includes set screws)	46144
11	BOTTOM COVER	67995
12	1/4-20 X 3/4 GRADE 5 BOLT	74520
13	1/4 FLAT WASHER STAINLESS	87261
14	MOTOR MOUNT (bracket)	16708
15	1/4-20 x 1 1/4 HEX CAP (fastens motor)	48571
16	MOTOR SPACER	67207
17	DRIVE MOTOR	82085B
18	8-32 X 3/8 SLT. HWH M/S	42044
19	CABLE CLAMP	87219
20	STRAIN RELIEF (Plastic Strain Relief on cord end to Control Box)	76026



Kettle and Drum – Parts List

Item	Part Description	Part Number
		2183-00-000
1	KETTLE ASSY (includes Shaft, Hub Seal Assy, Retaining Ring and Drum Seal; also see Kettle Bottom and Kettle Element View sections for itemized parts breakdown).	68007G
2	KETTLE REST BUMPER	83111
3	KETTLE REST (metal rest/holds bumper)	83113
4	1/4-20 X 1/2 P/H PHIL (fastens Kettle Rest)	12471
5	WASHER 1/4 INTERNAL TOOTH	12383
6	13/16"ID 2"OD FLAT WASHER	77892
7	KEY (.187 X .187 X 3/4) (one used for agitator shaft, one used for motor shaft)	12509
8	3/4 BORE COUPLING BODY (includes set screws)	46145
9	FLEXIBLE SPIDER	12141
10	5/8 BORE COUPLING BODY(includes set screws)	46144
11	BOTTOM COVER	67995
12	1/4-20 X 3/4 GRADE 5 BOLT	74520
13	1/4 FLAT WASHER STAINLESS	87261
14	MOTOR MOUNT (bracket)	16708
15	1/4-20 x 1 1/4 HEX CAP (fastens motor)	48571
16	MOTOR SPACER	67207
17	DRIVE MOTOR	82085B
18	8-32 X 3/8 SLT. HWH M/S	42044
19	CABLE CLAMP	87219
20	STRAIN RELIEF (Plastic Strain Relief on cord end to Control Box)	76026



Kettle and Drum – Parts List

Item	Part Description	Part Number
		2183-00-000
1	KETTLE ASSY (includes Shaft, Hub Seal Assy, Retaining Ring and Drum Seal; also see Kettle Bottom and Kettle Element View sections for itemized parts breakdown).	68007G
2	KETTLE REST BUMPER	83111
3	KETTLE REST (metal rest/holds bumper)	83113
4	1/4-20 X 1/2 P/H PHIL (fastens Kettle Rest)	12471
5	WASHER 1/4 INTERNAL TOOTH	12383
6	13/16"ID 2"OD FLAT WASHER	77892
7	KEY (.187 X .187 X 3/4) (one used for agitator shaft, one used for motor shaft)	12509
8	3/4 BORE COUPLING BODY (includes set screws)	46145
9	FLEXIBLE SPIDER	12141
10	5/8 BORE COUPLING BODY(includes set screws)	46144
11	BOTTOM COVER	67995
12	1/4-20 X 3/4 GRADE 5 BOLT	74520
13	1/4 FLAT WASHER STAINLESS	87261
14	MOTOR MOUNT (bracket)	16708
15	1/4-20 x 1 1/4 HEX CAP (fastens motor)	48571
16	MOTOR SPACER	67207
17	DRIVE MOTOR	82085B
18	8-32 X 3/8 SLT. HWH M/S	42044
19	CABLE CLAMP	87219
20	STRAIN RELIEF (Plastic Strain Relief on cord end to Control Box)	76026



Kettle and Drum – Parts List

Item	Part Description	Part Number
		2183-00-000
1	KETTLE ASSY (includes Shaft, Hub Seal Assy, Retaining Ring and Drum Seal; also see Kettle Bottom and Kettle Element View sections for itemized parts breakdown).	68007G
2	KETTLE REST BUMPER	83111
3	KETTLE REST (metal rest/holds bumper)	83113
4	1/4-20 X 1/2 P/H PHIL (fastens Kettle Rest)	12471
5	WASHER 1/4 INTERNAL TOOTH	12383
6	13/16"ID 2"OD FLAT WASHER	77892
7	KEY (.187 X .187 X 3/4) (one used for agitator shaft, one used for motor shaft)	12509
8	3/4 BORE COUPLING BODY (includes set screws)	46145
9	FLEXIBLE SPIDER	12141
10	5/8 BORE COUPLING BODY(includes set screws)	46144
11	BOTTOM COVER	67995
12	1/4-20 X 3/4 GRADE 5 BOLT	74520
13	1/4 FLAT WASHER STAINLESS	87261
14	MOTOR MOUNT (bracket)	16708
15	1/4-20 x 1 1/4 HEX CAP (fastens motor)	48571
16	MOTOR SPACER	67207
17	DRIVE MOTOR	82085B
18	8-32 X 3/8 SLT. HWH M/S	42044
19	CABLE CLAMP	87219
20	STRAIN RELIEF (Plastic Strain Relief on cord end to Control Box)	76026



Kettle and Drum – Parts List

Item	Part Description	Part Number
		2183-00-000
1	KETTLE ASSY (includes Shaft, Hub Seal Assy, Retaining Ring and Drum Seal; also see Kettle Bottom and Kettle Element View sections for itemized parts breakdown).	68007G
2	KETTLE REST BUMPER	83111
3	KETTLE REST (metal rest/holds bumper)	83113
4	1/4-20 X 1/2 P/H PHIL (fastens Kettle Rest)	12471
5	WASHER 1/4 INTERNAL TOOTH	12383
6	13/16"ID 2"OD FLAT WASHER	77892
7	KEY (.187 X .187 X 3/4) (one used for agitator shaft, one used for motor shaft)	12509
8	3/4 BORE COUPLING BODY (includes set screws)	46145
9	FLEXIBLE SPIDER	12141
10	5/8 BORE COUPLING BODY(includes set screws)	46144
11	BOTTOM COVER	67995
12	1/4-20 X 3/4 GRADE 5 BOLT	74520
13	1/4 FLAT WASHER STAINLESS	87261
14	MOTOR MOUNT (bracket)	16708
15	1/4-20 x 1 1/4 HEX CAP (fastens motor)	48571
16	MOTOR SPACER	67207
17	DRIVE MOTOR	82085B
18	8-32 X 3/8 SLT. HWH M/S	42044
19	CABLE CLAMP	87219
20	STRAIN RELIEF (Plastic Strain Relief on cord end to Control Box)	76026



Kettle and Drum – Parts List

Item	Part Description	Part Number
		2183-00-000
1	KETTLE ASSY (includes Shaft, Hub Seal Assy, Retaining Ring and Drum Seal; also see Kettle Bottom and Kettle Element View sections for itemized parts breakdown).	68007G
2	KETTLE REST BUMPER	83111
3	KETTLE REST (metal rest/holds bumper)	83113
4	1/4-20 X 1/2 P/H PHIL (fastens Kettle Rest)	12471
5	WASHER 1/4 INTERNAL TOOTH	12383
6	13/16"ID 2"OD FLAT WASHER	77892
7	KEY (.187 X .187 X 3/4) (one used for agitator shaft, one used for motor shaft)	12509
8	3/4 BORE COUPLING BODY (includes set screws)	46145
9	FLEXIBLE SPIDER	12141
10	5/8 BORE COUPLING BODY(includes set screws)	46144
11	BOTTOM COVER	67995
12	1/4-20 X 3/4 GRADE 5 BOLT	74520
13	1/4 FLAT WASHER STAINLESS	87261
14	MOTOR MOUNT (bracket)	16708
15	1/4-20 x 1 1/4 HEX CAP (fastens motor)	48571
16	MOTOR SPACER	67207
17	DRIVE MOTOR	82085B
18	8-32 X 3/8 SLT. HWH M/S	42044
19	CABLE CLAMP	87219
20	STRAIN RELIEF (Plastic Strain Relief on cord end to Control Box)	76026




Kettle and Drum – Parts List

Item	Part Description	Part Number
		2183-00-000
1	KETTLE ASSY (includes Shaft, Hub Seal Assy, Retaining Ring and Drum Seal; also see Kettle Bottom and Kettle Element View sections for itemized parts breakdown).	68007G
2	KETTLE REST BUMPER	83111
3	KETTLE REST (metal rest/holds bumper)	83113
4	1/4-20 X 1/2 P/H PHIL (fastens Kettle Rest)	12471
5	WASHER 1/4 INTERNAL TOOTH	12383
6	13/16"ID 2"OD FLAT WASHER	77892
7	KEY (.187 X .187 X 3/4) (one used for agitator shaft, one used for motor shaft)	12509
8	3/4 BORE COUPLING BODY (includes set screws)	46145
9	FLEXIBLE SPIDER	12141
10	5/8 BORE COUPLING BODY(includes set screws)	46144
11	BOTTOM COVER	67995
12	1/4-20 X 3/4 GRADE 5 BOLT	74520
13	1/4 FLAT WASHER STAINLESS	87261
14	MOTOR MOUNT (bracket)	16708
15	1/4-20 x 1 1/4 HEX CAP (fastens motor)	48571
16	MOTOR SPACER	67207
17	DRIVE MOTOR	82085B
18	8-32 X 3/8 SLT. HWH M/S	42044
19	CABLE CLAMP	87219
20	STRAIN RELIEF (Plastic Strain Relief on cord end to Control Box)	76026




Kettle Element View



Item	Part Description	Part Number
		2183-00-000
1	KETTLE, CORN TREAT CENTER (includes bushings shown below)	46280
2	BUSHING, MIX BOWL (bottom bushing shown)	46065PMO
3	BUSHING, MIX BOWL (top bushing not shown; bushing is machined to fit o-ring listed below)	46065
4	O-RING BUSHING SEAL	46119
5	SHAFT COVER	12581
6	ELEMENT RETAINER BRKT	67174
7	STANDOFF 11/16 IN	12889
8	SET SCREW 10-24 X 1	46627
9	10-24 SERRATED LOCK NUT	49363
10	L-510 THERMOSTAT KETTLE (2 required)	82219
11	RTD HEAT SENSOR	68010
12	TUBULAR ELEMENT, 1500W	48800
13	TUBULAR ELEMENT, 275W	46439




Kettle Element View



Item	Part Description	Part Number
		2183-00-000
1	KETTLE, CORN TREAT CENTER (includes bushings shown below)	46280
2	BUSHING, MIX BOWL (bottom bushing shown)	46065PMO
3	BUSHING, MIX BOWL (top bushing not shown; bushing is machined to fit o-ring listed below)	46065
4	O-RING BUSHING SEAL	46119
5	SHAFT COVER	12581
6	ELEMENT RETAINER BRKT	67174
7	STANDOFF 11/16 IN	12889
8	SET SCREW 10-24 X 1	46627
9	10-24 SERRATED LOCK NUT	49363
10	L-510 THERMOSTAT KETTLE (2 required)	82219
11	RTD HEAT SENSOR	68010
12	TUBULAR ELEMENT, 1500W	48800
13	TUBULAR ELEMENT, 275W	46439




Kettle Element View



Item	Part Description	Part Number
		2183-00-000
1	KETTLE, CORN TREAT CENTER (includes bushings shown below)	46280
2	BUSHING, MIX BOWL (bottom bushing shown)	46065PMO
3	BUSHING, MIX BOWL (top bushing not shown; bushing is machined to fit o-ring listed below)	46065
4	O-RING BUSHING SEAL	46119
5	SHAFT COVER	12581
6	ELEMENT RETAINER BRKT	67174
7	STANDOFF 11/16 IN	12889
8	SET SCREW 10-24 X 1	46627
9	10-24 SERRATED LOCK NUT	49363
10	L-510 THERMOSTAT KETTLE (2 required)	82219
11	RTD HEAT SENSOR	68010
12	TUBULAR ELEMENT, 1500W	48800
13	TUBULAR ELEMENT, 275W	46439




Kettle Element View



Item	Part Description	Part Number
		2183-00-000
1	KETTLE, CORN TREAT CENTER (includes bushings shown below)	46280
2	BUSHING, MIX BOWL (bottom bushing shown)	46065PMO
3	BUSHING, MIX BOWL (top bushing not shown; bushing is machined to fit o-ring listed below)	46065
4	O-RING BUSHING SEAL	46119
5	SHAFT COVER	12581
6	ELEMENT RETAINER BRKT	67174
7	STANDOFF 11/16 IN	12889
8	SET SCREW 10-24 X 1	46627
9	10-24 SERRATED LOCK NUT	49363
10	L-510 THERMOSTAT KETTLE (2 required)	82219
11	RTD HEAT SENSOR	68010
12	TUBULAR ELEMENT, 1500W	48800
13	TUBULAR ELEMENT, 275W	46439




Kettle Element View



Item	Part Description	Part Number
		2183-00-000
1	KETTLE, CORN TREAT CENTER (includes bushings shown below)	46280
2	BUSHING, MIX BOWL (bottom bushing shown)	46065PMO
3	BUSHING, MIX BOWL (top bushing not shown; bushing is machined to fit o-ring listed below)	46065
4	O-RING BUSHING SEAL	46119
5	SHAFT COVER	12581
6	ELEMENT RETAINER BRKT	67174
7	STANDOFF 11/16 IN	12889
8	SET SCREW 10-24 X 1	46627
9	10-24 SERRATED LOCK NUT	49363
10	L-510 THERMOSTAT KETTLE (2 required)	82219
11	RTD HEAT SENSOR	68010
12	TUBULAR ELEMENT, 1500W	48800
13	TUBULAR ELEMENT, 275W	46439




Kettle Element View



Item	Part Description	Part Number
		2183-00-000
1	KETTLE, CORN TREAT CENTER (includes bushings shown below)	46280
2	BUSHING, MIX BOWL (bottom bushing shown)	46065PMO
3	BUSHING, MIX BOWL (top bushing not shown; bushing is machined to fit o-ring listed below)	46065
4	O-RING BUSHING SEAL	46119
5	SHAFT COVER	12581
6	ELEMENT RETAINER BRKT	67174
7	STANDOFF 11/16 IN	12889
8	SET SCREW 10-24 X 1	46627
9	10-24 SERRATED LOCK NUT	49363
10	L-510 THERMOSTAT KETTLE (2 required)	82219
11	RTD HEAT SENSOR	68010
12	TUBULAR ELEMENT, 1500W	48800
13	TUBULAR ELEMENT, 275W	46439




Kettle Element View



Item	Part Description	Part Number
		2183-00-000
1	KETTLE, CORN TREAT CENTER (includes bushings shown below)	46280
2	BUSHING, MIX BOWL (bottom bushing shown)	46065PMO
3	BUSHING, MIX BOWL (top bushing not shown; bushing is machined to fit o-ring listed below)	46065
4	O-RING BUSHING SEAL	46119
5	SHAFT COVER	12581
6	ELEMENT RETAINER BRKT	67174
7	STANDOFF 11/16 IN	12889
8	SET SCREW 10-24 X 1	46627
9	10-24 SERRATED LOCK NUT	49363
10	L-510 THERMOSTAT KETTLE (2 required)	82219
11	RTD HEAT SENSOR	68010
12	TUBULAR ELEMENT, 1500W	48800
13	TUBULAR ELEMENT, 275W	46439




Kettle Element View



Item	Part Description	Part Number
		2183-00-000
1	KETTLE, CORN TREAT CENTER (includes bushings shown below)	46280
2	BUSHING, MIX BOWL (bottom bushing shown)	46065PMO
3	BUSHING, MIX BOWL (top bushing not shown; bushing is machined to fit o-ring listed below)	46065
4	O-RING BUSHING SEAL	46119
5	SHAFT COVER	12581
6	ELEMENT RETAINER BRKT	67174
7	STANDOFF 11/16 IN	12889
8	SET SCREW 10-24 X 1	46627
9	10-24 SERRATED LOCK NUT	49363
10	L-510 THERMOSTAT KETTLE (2 required)	82219
11	RTD HEAT SENSOR	68010
12	TUBULAR ELEMENT, 1500W	48800
13	TUBULAR ELEMENT, 275W	46439




Kettle Element View



Item	Part Description	Part Number
		2183-00-000
1	KETTLE, CORN TREAT CENTER (includes bushings shown below)	46280
2	BUSHING, MIX BOWL (bottom bushing shown)	46065PMO
3	BUSHING, MIX BOWL (top bushing not shown; bushing is machined to fit o-ring listed below)	46065
4	O-RING BUSHING SEAL	46119
5	SHAFT COVER	12581
6	ELEMENT RETAINER BRKT	67174
7	STANDOFF 11/16 IN	12889
8	SET SCREW 10-24 X 1	46627
9	10-24 SERRATED LOCK NUT	49363
10	L-510 THERMOSTAT KETTLE (2 required)	82219
11	RTD HEAT SENSOR	68010
12	TUBULAR ELEMENT, 1500W	48800
13	TUBULAR ELEMENT, 275W	46439




Kettle Element View



Item	Part Description	Part Number
		2183-00-000
1	KETTLE, CORN TREAT CENTER (includes bushings shown below)	46280
2	BUSHING, MIX BOWL (bottom bushing shown)	46065PMO
3	BUSHING, MIX BOWL (top bushing not shown; bushing is machined to fit o-ring listed below)	46065
4	O-RING BUSHING SEAL	46119
5	SHAFT COVER	12581
6	ELEMENT RETAINER BRKT	67174
7	STANDOFF 11/16 IN	12889
8	SET SCREW 10-24 X 1	46627
9	10-24 SERRATED LOCK NUT	49363
10	L-510 THERMOSTAT KETTLE (2 required)	82219
11	RTD HEAT SENSOR	68010
12	TUBULAR ELEMENT, 1500W	48800
13	TUBULAR ELEMENT, 275W	46439




Kettle Element View



Item	Part Description	Part Number
		2183-00-000
1	KETTLE, CORN TREAT CENTER (includes bushings shown below)	46280
2	BUSHING, MIX BOWL (bottom bushing shown)	46065PMO
3	BUSHING, MIX BOWL (top bushing not shown; bushing is machined to fit o-ring listed below)	46065
4	O-RING BUSHING SEAL	46119
5	SHAFT COVER	12581
6	ELEMENT RETAINER BRKT	67174
7	STANDOFF 11/16 IN	12889
8	SET SCREW 10-24 X 1	46627
9	10-24 SERRATED LOCK NUT	49363
10	L-510 THERMOSTAT KETTLE (2 required)	82219
11	RTD HEAT SENSOR	68010
12	TUBULAR ELEMENT, 1500W	48800
13	TUBULAR ELEMENT, 275W	46439



Kettle Element View




Item	Part Description	Part Number
		2183-00-000
1	KETTLE, CORN TREAT CENTER (includes bushings shown below)	46280
2	BUSHING, MIX BOWL (bottom bushing shown)	46065PMO
3	BUSHING, MIX BOWL (top bushing not shown; bushing is machined to fit o-ring listed below)	46065
4	O-RING BUSHING SEAL	46119
5	SHAFT COVER	12581
6	ELEMENT RETAINER BRKT	67174
7	STANDOFF 11/16 IN	12889
8	SET SCREW 10-24 X 1	46627
9	10-24 SERRATED LOCK NUT	49363
10	L-510 THERMOSTAT KETTLE (2 required)	82219
11	RTD HEAT SENSOR	68010
12	TUBULAR ELEMENT, 1500W	48800
13	TUBULAR ELEMENT, 275W	46439




Digital Control Panel – Parts Breakdown

Item	Part Description	Part Number
		2183-00-000
1	DIGITAL CONTRL BOX ASSY (includes support and cover)	55538
2	HEAT CONTROL 2 SET PTS	55506
3	SWITCH, ROCKER DPDT LGHT	48616
4	CIRCUIT BREAKER 15 AMP	47364
5	BUZZER SIGNAL	46118
6	3PDT TOGGLE SWITCH	55508
7	RELAY, 30A DPST 120V	55219
8	TIMER, PERCENTAGE 60 SEC	48688
9	RESISTOR, 910K 1/2 WATT	48691
10	RESISTOR, 500K 1 WATT (2 required)	55009
11	RESISTOR, 82K 1/2 WATT	48692
12	7.5 MFD CAPACITOR	46107
13	CAPACITOR STRAP	48301
14	CONTROL BOX LABEL	101305


Safety Labels



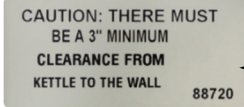
Unit Labels




2



4



3



5

Power Cord Label


Item	Part Description	Part Number
		2183-00-000
1	COOKER LABEL	111031
2	CAUTION HOT LABEL	38201
3	MINIMUM CLEARANCE LABEL	88720
4	MAIN GROUND LABEL	42375
5	WARNING LABEL CORD	68720




Digital Control Panel – Parts Breakdown

Item	Part Description	Part Number
		2183-00-000
1	DIGITAL CONTRL BOX ASSY (includes support and cover)	55538
2	HEAT CONTROL 2 SET PTS	55506
3	SWITCH, ROCKER DPDT LGHT	48616
4	CIRCUIT BREAKER 15 AMP	47364
5	BUZZER SIGNAL	46118
6	3PDT TOGGLE SWITCH	55508
7	RELAY, 30A DPST 120V	55219
8	TIMER, PERCENTAGE 60 SEC	48688
9	RESISTOR, 910K 1/2 WATT	48691
10	RESISTOR, 500K 1 WATT (2 required)	55009
11	RESISTOR, 82K 1/2 WATT	48692
12	7.5 MFD CAPACITOR	46107
13	CAPACITOR STRAP	48301
14	CONTROL BOX LABEL	101305


Safety Labels



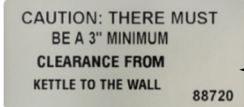
Unit Labels




2



4



3



5

Power Cord Label


Item	Part Description	Part Number
		2183-00-000
1	COOKER LABEL	111031
2	CAUTION HOT LABEL	38201
3	MINIMUM CLEARANCE LABEL	88720
4	MAIN GROUND LABEL	42375
5	WARNING LABEL CORD	68720




Digital Control Panel – Parts Breakdown

Item	Part Description	Part Number
		2183-00-000
1	DIGITAL CONTRL BOX ASSY (includes support and cover)	55538
2	HEAT CONTROL 2 SET PTS	55506
3	SWITCH, ROCKER DPDT LGHT	48616
4	CIRCUIT BREAKER 15 AMP	47364
5	BUZZER SIGNAL	46118
6	3PDT TOGGLE SWITCH	55508
7	RELAY, 30A DPST 120V	55219
8	TIMER, PERCENTAGE 60 SEC	48688
9	RESISTOR, 910K 1/2 WATT	48691
10	RESISTOR, 500K 1 WATT (2 required)	55009
11	RESISTOR, 82K 1/2 WATT	48692
12	7.5 MFD CAPACITOR	46107
13	CAPACITOR STRAP	48301
14	CONTROL BOX LABEL	101305


Safety Labels



Unit Labels




2



4

3



5

Power Cord Label


Item	Part Description	Part Number
		2183-00-000
1	COOKER LABEL	111031
2	CAUTION HOT LABEL	38201
3	MINIMUM CLEARANCE LABEL	88720
4	MAIN GROUND LABEL	42375
5	WARNING LABEL CORD	68720




Digital Control Panel – Parts Breakdown

Item	Part Description	Part Number
		2183-00-000
1	DIGITAL CONTRL BOX ASSY (includes support and cover)	55538
2	HEAT CONTROL 2 SET PTS	55506
3	SWITCH, ROCKER DPDT LGHT	48616
4	CIRCUIT BREAKER 15 AMP	47364
5	BUZZER SIGNAL	46118
6	3PDT TOGGLE SWITCH	55508
7	RELAY, 30A DPST 120V	55219
8	TIMER, PERCENTAGE 60 SEC	48688
9	RESISTOR, 910K 1/2 WATT	48691
10	RESISTOR, 500K 1 WATT (2 required)	55009
11	RESISTOR, 82K 1/2 WATT	48692
12	7.5 MFD CAPACITOR	46107
13	CAPACITOR STRAP	48301
14	CONTROL BOX LABEL	101305


Safety Labels



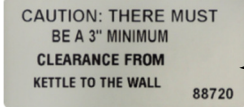
Unit Labels




2



4



3



5

Power Cord Label


Item	Part Description	Part Number
		2183-00-000
1	COOKER LABEL	111031
2	CAUTION HOT LABEL	38201
3	MINIMUM CLEARANCE LABEL	88720
4	MAIN GROUND LABEL	42375
5	WARNING LABEL CORD	68720




Digital Control Panel – Parts Breakdown

Item	Part Description	Part Number
		2183-00-000
1	DIGITAL CONTRL BOX ASSY (includes support and cover)	55538
2	HEAT CONTROL 2 SET PTS	55506
3	SWITCH, ROCKER DPDT LGHT	48616
4	CIRCUIT BREAKER 15 AMP	47364
5	BUZZER SIGNAL	46118
6	3PDT TOGGLE SWITCH	55508
7	RELAY, 30A DPST 120V	55219
8	TIMER, PERCENTAGE 60 SEC	48688
9	RESISTOR, 910K 1/2 WATT	48691
10	RESISTOR, 500K 1 WATT (2 required)	55009
11	RESISTOR, 82K 1/2 WATT	48692
12	7.5 MFD CAPACITOR	46107
13	CAPACITOR STRAP	48301
14	CONTROL BOX LABEL	101305


Safety Labels



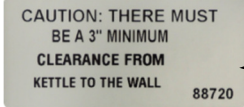
Unit Labels




2



4



3



5

Power Cord Label


Item	Part Description	Part Number
		2183-00-000
1	COOKER LABEL	111031
2	CAUTION HOT LABEL	38201
3	MINIMUM CLEARANCE LABEL	88720
4	MAIN GROUND LABEL	42375
5	WARNING LABEL CORD	68720




Digital Control Panel – Parts Breakdown

Item	Part Description	Part Number
		2183-00-000
1	DIGITAL CONTRL BOX ASSY (includes support and cover)	55538
2	HEAT CONTROL 2 SET PTS	55506
3	SWITCH, ROCKER DPDT LGHT	48616
4	CIRCUIT BREAKER 15 AMP	47364
5	BUZZER SIGNAL	46118
6	3PDT TOGGLE SWITCH	55508
7	RELAY, 30A DPST 120V	55219
8	TIMER, PERCENTAGE 60 SEC	48688
9	RESISTOR, 910K 1/2 WATT	48691
10	RESISTOR, 500K 1 WATT (2 required)	55009
11	RESISTOR, 82K 1/2 WATT	48692
12	7.5 MFD CAPACITOR	46107
13	CAPACITOR STRAP	48301
14	CONTROL BOX LABEL	101305


Safety Labels



1

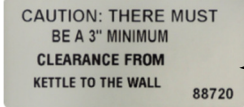


2



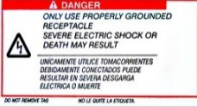
4

Unit Labels



3

Power Cord Label



5


Item	Part Description	Part Number
		2183-00-000
1	COOKER LABEL	111031
2	CAUTION HOT LABEL	38201
3	MINIMUM CLEARANCE LABEL	88720
4	MAIN GROUND LABEL	42375
5	WARNING LABEL CORD	68720




Digital Control Panel – Parts Breakdown

Item	Part Description	Part Number
		2183-00-000
1	DIGITAL CONTRL BOX ASSY (includes support and cover)	55538
2	HEAT CONTROL 2 SET PTS	55506
3	SWITCH, ROCKER DPDT LGHT	48616
4	CIRCUIT BREAKER 15 AMP	47364
5	BUZZER SIGNAL	46118
6	3PDT TOGGLE SWITCH	55508
7	RELAY, 30A DPST 120V	55219
8	TIMER, PERCENTAGE 60 SEC	48688
9	RESISTOR, 910K 1/2 WATT	48691
10	RESISTOR, 500K 1 WATT (2 required)	55009
11	RESISTOR, 82K 1/2 WATT	48692
12	7.5 MFD CAPACITOR	46107
13	CAPACITOR STRAP	48301
14	CONTROL BOX LABEL	101305


Safety Labels



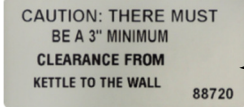
Unit Labels




2



4



3



5

Power Cord Label


Item	Part Description	Part Number
		2183-00-000
1	COOKER LABEL	111031
2	CAUTION HOT LABEL	38201
3	MINIMUM CLEARANCE LABEL	88720
4	MAIN GROUND LABEL	42375
5	WARNING LABEL CORD	68720




Digital Control Panel – Parts Breakdown

Item	Part Description	Part Number
		2183-00-000
1	DIGITAL CONTRL BOX ASSY (includes support and cover)	55538
2	HEAT CONTROL 2 SET PTS	55506
3	SWITCH, ROCKER DPDT LGHT	48616
4	CIRCUIT BREAKER 15 AMP	47364
5	BUZZER SIGNAL	46118
6	3PDT TOGGLE SWITCH	55508
7	RELAY, 30A DPST 120V	55219
8	TIMER, PERCENTAGE 60 SEC	48688
9	RESISTOR, 910K 1/2 WATT	48691
10	RESISTOR, 500K 1 WATT (2 required)	55009
11	RESISTOR, 82K 1/2 WATT	48692
12	7.5 MFD CAPACITOR	46107
13	CAPACITOR STRAP	48301
14	CONTROL BOX LABEL	101305


Safety Labels



Unit Labels




2



4

3



5

Power Cord Label


Item	Part Description	Part Number
		2183-00-000
1	COOKER LABEL	111031
2	CAUTION HOT LABEL	38201
3	MINIMUM CLEARANCE LABEL	88720
4	MAIN GROUND LABEL	42375
5	WARNING LABEL CORD	68720




Digital Control Panel – Parts Breakdown

Item	Part Description	Part Number
		2183-00-000
1	DIGITAL CONTRL BOX ASSY (includes support and cover)	55538
2	HEAT CONTROL 2 SET PTS	55506
3	SWITCH, ROCKER DPDT LGHT	48616
4	CIRCUIT BREAKER 15 AMP	47364
5	BUZZER SIGNAL	46118
6	3PDT TOGGLE SWITCH	55508
7	RELAY, 30A DPST 120V	55219
8	TIMER, PERCENTAGE 60 SEC	48688
9	RESISTOR, 910K 1/2 WATT	48691
10	RESISTOR, 500K 1 WATT (2 required)	55009
11	RESISTOR, 82K 1/2 WATT	48692
12	7.5 MFD CAPACITOR	46107
13	CAPACITOR STRAP	48301
14	CONTROL BOX LABEL	101305


Safety Labels



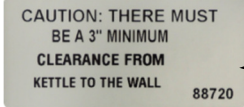
Unit Labels




2



4



3



5

Power Cord Label


Item	Part Description	Part Number
		2183-00-000
1	COOKER LABEL	111031
2	CAUTION HOT LABEL	38201
3	MINIMUM CLEARANCE LABEL	88720
4	MAIN GROUND LABEL	42375
5	WARNING LABEL CORD	68720




Digital Control Panel – Parts Breakdown

Item	Part Description	Part Number
		2183-00-000
1	DIGITAL CONTRL BOX ASSY (includes support and cover)	55538
2	HEAT CONTROL 2 SET PTS	55506
3	SWITCH, ROCKER DPDT LGHT	48616
4	CIRCUIT BREAKER 15 AMP	47364
5	BUZZER SIGNAL	46118
6	3PDT TOGGLE SWITCH	55508
7	RELAY, 30A DPST 120V	55219
8	TIMER, PERCENTAGE 60 SEC	48688
9	RESISTOR, 910K 1/2 WATT	48691
10	RESISTOR, 500K 1 WATT (2 required)	55009
11	RESISTOR, 82K 1/2 WATT	48692
12	7.5 MFD CAPACITOR	46107
13	CAPACITOR STRAP	48301
14	CONTROL BOX LABEL	101305


Safety Labels



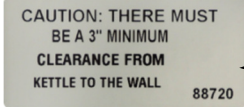
Unit Labels




2



4



3



5

Power Cord Label


Item	Part Description	Part Number
		2183-00-000
1	COOKER LABEL	111031
2	CAUTION HOT LABEL	38201
3	MINIMUM CLEARANCE LABEL	88720
4	MAIN GROUND LABEL	42375
5	WARNING LABEL CORD	68720




Digital Control Panel – Parts Breakdown

Item	Part Description	Part Number
		2183-00-000
1	DIGITAL CONTRL BOX ASSY (includes support and cover)	55538
2	HEAT CONTROL 2 SET PTS	55506
3	SWITCH, ROCKER DPDT LGHT	48616
4	CIRCUIT BREAKER 15 AMP	47364
5	BUZZER SIGNAL	46118
6	3PDT TOGGLE SWITCH	55508
7	RELAY, 30A DPST 120V	55219
8	TIMER, PERCENTAGE 60 SEC	48688
9	RESISTOR, 910K 1/2 WATT	48691
10	RESISTOR, 500K 1 WATT (2 required)	55009
11	RESISTOR, 82K 1/2 WATT	48692
12	7.5 MFD CAPACITOR	46107
13	CAPACITOR STRAP	48301
14	CONTROL BOX LABEL	101305


Safety Labels



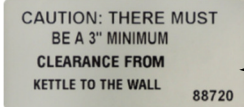
Unit Labels




2



4



3



5

Power Cord Label


Item	Part Description	Part Number
		2183-00-000
1	COOKER LABEL	111031
2	CAUTION HOT LABEL	38201
3	MINIMUM CLEARANCE LABEL	88720
4	MAIN GROUND LABEL	42375
5	WARNING LABEL CORD	68720




Digital Control Panel – Parts Breakdown

Item	Part Description	Part Number
		2183-00-000
1	DIGITAL CONTRL BOX ASSY (includes support and cover)	55538
2	HEAT CONTROL 2 SET PTS	55506
3	SWITCH, ROCKER DPDT LGHT	48616
4	CIRCUIT BREAKER 15 AMP	47364
5	BUZZER SIGNAL	46118
6	3PDT TOGGLE SWITCH	55508
7	RELAY, 30A DPST 120V	55219
8	TIMER, PERCENTAGE 60 SEC	48688
9	RESISTOR, 910K 1/2 WATT	48691
10	RESISTOR, 500K 1 WATT (2 required)	55009
11	RESISTOR, 82K 1/2 WATT	48692
12	7.5 MFD CAPACITOR	46107
13	CAPACITOR STRAP	48301
14	CONTROL BOX LABEL	101305


Safety Labels



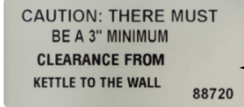
Unit Labels




2



4



3



5

Power Cord Label


Item	Part Description	Part Number
		2183-00-000
1	COOKER LABEL	111031
2	CAUTION HOT LABEL	38201
3	MINIMUM CLEARANCE LABEL	88720
4	MAIN GROUND LABEL	42375
5	WARNING LABEL CORD	68720




Digital Control Panel – Parts Breakdown

Item	Part Description	Part Number
		2183-00-000
1	DIGITAL CONTRL BOX ASSY (includes support and cover)	55538
2	HEAT CONTROL 2 SET PTS	55506
3	SWITCH, ROCKER DPDT LGHT	48616
4	CIRCUIT BREAKER 15 AMP	47364
5	BUZZER SIGNAL	46118
6	3PDT TOGGLE SWITCH	55508
7	RELAY, 30A DPST 120V	55219
8	TIMER, PERCENTAGE 60 SEC	48688
9	RESISTOR, 910K 1/2 WATT	48691
10	RESISTOR, 500K 1 WATT (2 required)	55009
11	RESISTOR, 82K 1/2 WATT	48692
12	7.5 MFD CAPACITOR	46107
13	CAPACITOR STRAP	48301
14	CONTROL BOX LABEL	101305


Safety Labels



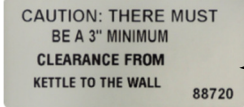
Unit Labels




2



4



3



5

Power Cord Label


Item	Part Description	Part Number
		2183-00-000
1	COOKER LABEL	111031
2	CAUTION HOT LABEL	38201
3	MINIMUM CLEARANCE LABEL	88720
4	MAIN GROUND LABEL	42375
5	WARNING LABEL CORD	68720




Digital Control Panel – Parts Breakdown

Item	Part Description	Part Number
		2183-00-000
1	DIGITAL CONTRL BOX ASSY (includes support and cover)	55538
2	HEAT CONTROL 2 SET PTS	55506
3	SWITCH, ROCKER DPDT LGHT	48616
4	CIRCUIT BREAKER 15 AMP	47364
5	BUZZER SIGNAL	46118
6	3PDT TOGGLE SWITCH	55508
7	RELAY, 30A DPST 120V	55219
8	TIMER, PERCENTAGE 60 SEC	48688
9	RESISTOR, 910K 1/2 WATT	48691
10	RESISTOR, 500K 1 WATT (2 required)	55009
11	RESISTOR, 82K 1/2 WATT	48692
12	7.5 MFD CAPACITOR	46107
13	CAPACITOR STRAP	48301
14	CONTROL BOX LABEL	101305


Safety Labels



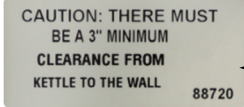
Unit Labels




2



4



3



5

Power Cord Label


Item	Part Description	Part Number
		2183-00-000
1	COOKER LABEL	111031
2	CAUTION HOT LABEL	38201
3	MINIMUM CLEARANCE LABEL	88720
4	MAIN GROUND LABEL	42375
5	WARNING LABEL CORD	68720




Digital Control Panel – Parts Breakdown

Item	Part Description	Part Number
		2183-00-000
1	DIGITAL CONTRL BOX ASSY (includes support and cover)	55538
2	HEAT CONTROL 2 SET PTS	55506
3	SWITCH, ROCKER DPDT LGHT	48616
4	CIRCUIT BREAKER 15 AMP	47364
5	BUZZER SIGNAL	46118
6	3PDT TOGGLE SWITCH	55508
7	RELAY, 30A DPST 120V	55219
8	TIMER, PERCENTAGE 60 SEC	48688
9	RESISTOR, 910K 1/2 WATT	48691
10	RESISTOR, 500K 1 WATT (2 required)	55009
11	RESISTOR, 82K 1/2 WATT	48692
12	7.5 MFD CAPACITOR	46107
13	CAPACITOR STRAP	48301
14	CONTROL BOX LABEL	101305


Safety Labels



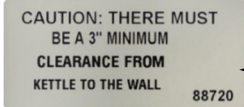
Unit Labels




2



4



3



5

Power Cord Label


Item	Part Description	Part Number
		2183-00-000
1	COOKER LABEL	111031
2	CAUTION HOT LABEL	38201
3	MINIMUM CLEARANCE LABEL	88720
4	MAIN GROUND LABEL	42375
5	WARNING LABEL CORD	68720




Digital Control Panel – Parts Breakdown

Item	Part Description	Part Number
		2183-00-000
1	DIGITAL CONTRL BOX ASSY (includes support and cover)	55538
2	HEAT CONTROL 2 SET PTS	55506
3	SWITCH, ROCKER DPDT LGHT	48616
4	CIRCUIT BREAKER 15 AMP	47364
5	BUZZER SIGNAL	46118
6	3PDT TOGGLE SWITCH	55508
7	RELAY, 30A DPST 120V	55219
8	TIMER, PERCENTAGE 60 SEC	48688
9	RESISTOR, 910K 1/2 WATT	48691
10	RESISTOR, 500K 1 WATT (2 required)	55009
11	RESISTOR, 82K 1/2 WATT	48692
12	7.5 MFD CAPACITOR	46107
13	CAPACITOR STRAP	48301
14	CONTROL BOX LABEL	101305


Safety Labels



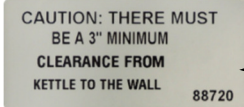
Unit Labels




2



4



3



5

Power Cord Label


Item	Part Description	Part Number
		2183-00-000
1	COOKER LABEL	111031
2	CAUTION HOT LABEL	38201
3	MINIMUM CLEARANCE LABEL	88720
4	MAIN GROUND LABEL	42375
5	WARNING LABEL CORD	68720




Digital Control Panel – Parts Breakdown

Item	Part Description	Part Number
		2183-00-000
1	DIGITAL CONTRL BOX ASSY (includes support and cover)	55538
2	HEAT CONTROL 2 SET PTS	55506
3	SWITCH, ROCKER DPDT LGHT	48616
4	CIRCUIT BREAKER 15 AMP	47364
5	BUZZER SIGNAL	46118
6	3PDT TOGGLE SWITCH	55508
7	RELAY, 30A DPST 120V	55219
8	TIMER, PERCENTAGE 60 SEC	48688
9	RESISTOR, 910K 1/2 WATT	48691
10	RESISTOR, 500K 1 WATT (2 required)	55009
11	RESISTOR, 82K 1/2 WATT	48692
12	7.5 MFD CAPACITOR	46107
13	CAPACITOR STRAP	48301
14	CONTROL BOX LABEL	101305


Safety Labels



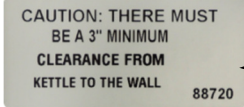
Unit Labels




2



4



3



5

Power Cord Label

Item	Part Description	Part Number
		2183-00-000
1	COOKER LABEL	111031
2	CAUTION HOT LABEL	38201
3	MINIMUM CLEARANCE LABEL	88720
4	MAIN GROUND LABEL	42375
5	WARNING LABEL CORD	68720