



## Cabinet Exterior – Parts List

Item	Part Description	Part No.
		2242 Series
1	SCREW #8-32X3/8 PAN HD PH	74141
2	TOP COVER	111083
3	GLASS CHANNEL	41858
4	GLASS CHANNEL (cut to length as needed)	89846
5	8-32X1/2 FL HD PH MS	20066
6	8-32 HEX NUT, ESLOK, S.S	22070
7	MAGNET USES 8 FLT HD SC	50013
8	SIDE GLASS (Lexan Panel)	111086
9	HANDLE MOUNT PLATE	111094
10	1/4-20 X 1/2 P/H PHIL	12471
11	HANDLE 18" S.S.	88606
12	1/4-20 X 1 HHC Gr2 ZINC (used to fasten handle)	41903
13	MED SPLIT LOCK WASHER 1/4 (used with bolt to fasten handle)	74526
14	CONTINUOUS STRIP GROMMET (sold by the ft.)	91357
15	FEMALE SOCKET RECEPTACLE	45061
16	MAX CURRENT LABEL	111354
17	5/16-18 X 5/8 PH TR M/S	46638
18	WASHER 5/16 INTERNAL TOOTH	74137
19	CASTER SUPPORT PLATE	63914
20	5/16-18 SERRATED LOCK NUT	49317
21	SWIVEL CASTER (with lock)	37514
22	SWIVEL CASTER (without lock)	37513



## Cabinet Exterior – Parts List

Item	Part Description	Part No.
		2242 Series
1	SCREW #8-32X3/8 PAN HD PH	74141
2	TOP COVER	111083
3	GLASS CHANNEL	41858
4	GLASS CHANNEL (cut to length as needed)	89846
5	8-32X1/2 FL HD PH MS	20066
6	8-32 HEX NUT, ESLOK, S.S	22070
7	MAGNET USES 8 FLT HD SC	50013
8	SIDE GLASS (Lexan Panel)	111086
9	HANDLE MOUNT PLATE	111094
10	1/4-20 X 1/2 P/H PHIL	12471
11	HANDLE 18" S.S.	88606
12	1/4-20 X 1 HHC Gr2 ZINC (used to fasten handle)	41903
13	MED SPLIT LOCK WASHER 1/4 (used with bolt to fasten handle)	74526
14	CONTINUOUS STRIP GROMMET (sold by the ft.)	91357
15	FEMALE SOCKET RECEPTACLE	45061
16	MAX CURRENT LABEL	111354
17	5/16-18 X 5/8 PH TR M/S	46638
18	WASHER 5/16 INTERNAL TOOTH	74137
19	CASTER SUPPORT PLATE	63914
20	5/16-18 SERRATED LOCK NUT	49317
21	SWIVEL CASTER (with lock)	37514
22	SWIVEL CASTER (without lock)	37513



## Cabinet Exterior – Parts List

Item	Part Description	Part No.
		2242 Series
1	SCREW #8-32X3/8 PAN HD PH	74141
2	TOP COVER	111083
3	GLASS CHANNEL	41858
4	GLASS CHANNEL (cut to length as needed)	89846
5	8-32X1/2 FL HD PH MS	20066
6	8-32 HEX NUT, ESLOK, S.S	22070
7	MAGNET USES 8 FLT HD SC	50013
8	SIDE GLASS (Lexan Panel)	111086
9	HANDLE MOUNT PLATE	111094
10	1/4-20 X 1/2 P/H PHIL	12471
11	HANDLE 18" S.S.	88606
12	1/4-20 X 1 HHC Gr2 ZINC (used to fasten handle)	41903
13	MED SPLIT LOCK WASHER 1/4 (used with bolt to fasten handle)	74526
14	CONTINUOUS STRIP GROMMET (sold by the ft.)	91357
15	FEMALE SOCKET RECEPTACLE	45061
16	MAX CURRENT LABEL	111354
17	5/16-18 X 5/8 PH TR M/S	46638
18	WASHER 5/16 INTERNAL TOOTH	74137
19	CASTER SUPPORT PLATE	63914
20	5/16-18 SERRATED LOCK NUT	49317
21	SWIVEL CASTER (with lock)	37514
22	SWIVEL CASTER (without lock)	37513



## Cabinet Exterior – Parts List

Item	Part Description	Part No.
		2242 Series
1	SCREW #8-32X3/8 PAN HD PH	74141
2	TOP COVER	111083
3	GLASS CHANNEL	41858
4	GLASS CHANNEL (cut to length as needed)	89846
5	8-32X1/2 FL HD PH MS	20066
6	8-32 HEX NUT, ESLOK, S.S	22070
7	MAGNET USES 8 FLT HD SC	50013
8	SIDE GLASS (Lexan Panel)	111086
9	HANDLE MOUNT PLATE	111094
10	1/4-20 X 1/2 P/H PHIL	12471
11	HANDLE 18" S.S.	88606
12	1/4-20 X 1 HHC Gr2 ZINC (used to fasten handle)	41903
13	MED SPLIT LOCK WASHER 1/4 (used with bolt to fasten handle)	74526
14	CONTINUOUS STRIP GROMMET (sold by the ft.)	91357
15	FEMALE SOCKET RECEPTACLE	45061
16	MAX CURRENT LABEL	111354
17	5/16-18 X 5/8 PH TR M/S	46638
18	WASHER 5/16 INTERNAL TOOTH	74137
19	CASTER SUPPORT PLATE	63914
20	5/16-18 SERRATED LOCK NUT	49317
21	SWIVEL CASTER (with lock)	37514
22	SWIVEL CASTER (without lock)	37513



## Cabinet Exterior – Parts List

Item	Part Description	Part No.
		2242 Series
1	SCREW #8-32X3/8 PAN HD PH	74141
2	TOP COVER	111083
3	GLASS CHANNEL	41858
4	GLASS CHANNEL (cut to length as needed)	89846
5	8-32X1/2 FL HD PH MS	20066
6	8-32 HEX NUT, ESLOK, S.S	22070
7	MAGNET USES 8 FLT HD SC	50013
8	SIDE GLASS (Lexan Panel)	111086
9	HANDLE MOUNT PLATE	111094
10	1/4-20 X 1/2 P/H PHIL	12471
11	HANDLE 18" S.S.	88606
12	1/4-20 X 1 HHC Gr2 ZINC (used to fasten handle)	41903
13	MED SPLIT LOCK WASHER 1/4 (used with bolt to fasten handle)	74526
14	CONTINUOUS STRIP GROMMET (sold by the ft.)	91357
15	FEMALE SOCKET RECEPTACLE	45061
16	MAX CURRENT LABEL	111354
17	5/16-18 X 5/8 PH TR M/S	46638
18	WASHER 5/16 INTERNAL TOOTH	74137
19	CASTER SUPPORT PLATE	63914
20	5/16-18 SERRATED LOCK NUT	49317
21	SWIVEL CASTER (with lock)	37514
22	SWIVEL CASTER (without lock)	37513



## Cabinet Exterior – Parts List

Item	Part Description	Part No.
		2242 Series
1	SCREW #8-32X3/8 PAN HD PH	74141
2	TOP COVER	111083
3	GLASS CHANNEL	41858
4	GLASS CHANNEL (cut to length as needed)	89846
5	8-32X1/2 FL HD PH MS	20066
6	8-32 HEX NUT, ESLOK, S.S	22070
7	MAGNET USES 8 FLT HD SC	50013
8	SIDE GLASS (Lexan Panel)	111086
9	HANDLE MOUNT PLATE	111094
10	1/4-20 X 1/2 P/H PHIL	12471
11	HANDLE 18" S.S.	88606
12	1/4-20 X 1 HHC Gr2 ZINC (used to fasten handle)	41903
13	MED SPLIT LOCK WASHER 1/4 (used with bolt to fasten handle)	74526
14	CONTINUOUS STRIP GROMMET (sold by the ft.)	91357
15	FEMALE SOCKET RECEPTACLE	45061
16	MAX CURRENT LABEL	111354
17	5/16-18 X 5/8 PH TR M/S	46638
18	WASHER 5/16 INTERNAL TOOTH	74137
19	CASTER SUPPORT PLATE	63914
20	5/16-18 SERRATED LOCK NUT	49317
21	SWIVEL CASTER (with lock)	37514
22	SWIVEL CASTER (without lock)	37513



## Cabinet Exterior – Parts List

Item	Part Description	Part No.
		2242 Series
1	SCREW #8-32X3/8 PAN HD PH	74141
2	TOP COVER	111083
3	GLASS CHANNEL	41858
4	GLASS CHANNEL (cut to length as needed)	89846
5	8-32X1/2 FL HD PH MS	20066
6	8-32 HEX NUT, ESLOK, S.S	22070
7	MAGNET USES 8 FLT HD SC	50013
8	SIDE GLASS (Lexan Panel)	111086
9	HANDLE MOUNT PLATE	111094
10	1/4-20 X 1/2 P/H PHIL	12471
11	HANDLE 18" S.S.	88606
12	1/4-20 X 1 HHC Gr2 ZINC (used to fasten handle)	41903
13	MED SPLIT LOCK WASHER 1/4 (used with bolt to fasten handle)	74526
14	CONTINUOUS STRIP GROMMET (sold by the ft.)	91357
15	FEMALE SOCKET RECEPTACLE	45061
16	MAX CURRENT LABEL	111354
17	5/16-18 X 5/8 PH TR M/S	46638
18	WASHER 5/16 INTERNAL TOOTH	74137
19	CASTER SUPPORT PLATE	63914
20	5/16-18 SERRATED LOCK NUT	49317
21	SWIVEL CASTER (with lock)	37514
22	SWIVEL CASTER (without lock)	37513



## Cabinet Exterior – Parts List

Item	Part Description	Part No.
		2242 Series
1	SCREW #8-32X3/8 PAN HD PH	74141
2	TOP COVER	111083
3	GLASS CHANNEL	41858
4	GLASS CHANNEL (cut to length as needed)	89846
5	8-32X1/2 FL HD PH MS	20066
6	8-32 HEX NUT, ESLOK, S.S	22070
7	MAGNET USES 8 FLT HD SC	50013
8	SIDE GLASS (Lexan Panel)	111086
9	HANDLE MOUNT PLATE	111094
10	1/4-20 X 1/2 P/H PHIL	12471
11	HANDLE 18" S.S.	88606
12	1/4-20 X 1 HHC Gr2 ZINC (used to fasten handle)	41903
13	MED SPLIT LOCK WASHER 1/4 (used with bolt to fasten handle)	74526
14	CONTINUOUS STRIP GROMMET (sold by the ft.)	91357
15	FEMALE SOCKET RECEPTACLE	45061
16	MAX CURRENT LABEL	111354
17	5/16-18 X 5/8 PH TR M/S	46638
18	WASHER 5/16 INTERNAL TOOTH	74137
19	CASTER SUPPORT PLATE	63914
20	5/16-18 SERRATED LOCK NUT	49317
21	SWIVEL CASTER (with lock)	37514
22	SWIVEL CASTER (without lock)	37513



## Cabinet Exterior – Parts List

Item	Part Description	Part No.
		2242 Series
1	SCREW #8-32X3/8 PAN HD PH	74141
2	TOP COVER	111083
3	GLASS CHANNEL	41858
4	GLASS CHANNEL (cut to length as needed)	89846
5	8-32X1/2 FL HD PH MS	20066
6	8-32 HEX NUT, ESLOK, S.S	22070
7	MAGNET USES 8 FLT HD SC	50013
8	SIDE GLASS (Lexan Panel)	111086
9	HANDLE MOUNT PLATE	111094
10	1/4-20 X 1/2 P/H PHIL	12471
11	HANDLE 18" S.S.	88606
12	1/4-20 X 1 HHC Gr2 ZINC (used to fasten handle)	41903
13	MED SPLIT LOCK WASHER 1/4 (used with bolt to fasten handle)	74526
14	CONTINUOUS STRIP GROMMET (sold by the ft.)	91357
15	FEMALE SOCKET RECEPTACLE	45061
16	MAX CURRENT LABEL	111354
17	5/16-18 X 5/8 PH TR M/S	46638
18	WASHER 5/16 INTERNAL TOOTH	74137
19	CASTER SUPPORT PLATE	63914
20	5/16-18 SERRATED LOCK NUT	49317
21	SWIVEL CASTER (with lock)	37514
22	SWIVEL CASTER (without lock)	37513



## Cabinet Exterior – Parts List

Item	Part Description	Part No.
		2242 Series
1	SCREW #8-32X3/8 PAN HD PH	74141
2	TOP COVER	111083
3	GLASS CHANNEL	41858
4	GLASS CHANNEL (cut to length as needed)	89846
5	8-32X1/2 FL HD PH MS	20066
6	8-32 HEX NUT, ESLOK, S.S	22070
7	MAGNET USES 8 FLT HD SC	50013
8	SIDE GLASS (Lexan Panel)	111086
9	HANDLE MOUNT PLATE	111094
10	1/4-20 X 1/2 P/H PHIL	12471
11	HANDLE 18" S.S.	88606
12	1/4-20 X 1 HHC Gr2 ZINC (used to fasten handle)	41903
13	MED SPLIT LOCK WASHER 1/4 (used with bolt to fasten handle)	74526
14	CONTINUOUS STRIP GROMMET (sold by the ft.)	91357
15	FEMALE SOCKET RECEPTACLE	45061
16	MAX CURRENT LABEL	111354
17	5/16-18 X 5/8 PH TR M/S	46638
18	WASHER 5/16 INTERNAL TOOTH	74137
19	CASTER SUPPORT PLATE	63914
20	5/16-18 SERRATED LOCK NUT	49317
21	SWIVEL CASTER (with lock)	37514
22	SWIVEL CASTER (without lock)	37513



## Cabinet Exterior – Parts List

Item	Part Description	Part No.
		2242 Series
1	SCREW #8-32X3/8 PAN HD PH	74141
2	TOP COVER	111083
3	GLASS CHANNEL	41858
4	GLASS CHANNEL (cut to length as needed)	89846
5	8-32X1/2 FL HD PH MS	20066
6	8-32 HEX NUT, ESLOK, S.S	22070
7	MAGNET USES 8 FLT HD SC	50013
8	SIDE GLASS (Lexan Panel)	111086
9	HANDLE MOUNT PLATE	111094
10	1/4-20 X 1/2 P/H PHIL	12471
11	HANDLE 18" S.S.	88606
12	1/4-20 X 1 HHC Gr2 ZINC (used to fasten handle)	41903
13	MED SPLIT LOCK WASHER 1/4 (used with bolt to fasten handle)	74526
14	CONTINUOUS STRIP GROMMET (sold by the ft.)	91357
15	FEMALE SOCKET RECEPTACLE	45061
16	MAX CURRENT LABEL	111354
17	5/16-18 X 5/8 PH TR M/S	46638
18	WASHER 5/16 INTERNAL TOOTH	74137
19	CASTER SUPPORT PLATE	63914
20	5/16-18 SERRATED LOCK NUT	49317
21	SWIVEL CASTER (with lock)	37514
22	SWIVEL CASTER (without lock)	37513



## Cabinet Exterior – Parts List

Item	Part Description	Part No.
		2242 Series
1	SCREW #8-32X3/8 PAN HD PH	74141
2	TOP COVER	111083
3	GLASS CHANNEL	41858
4	GLASS CHANNEL (cut to length as needed)	89846
5	8-32X1/2 FL HD PH MS	20066
6	8-32 HEX NUT, ESLOK, S.S	22070
7	MAGNET USES 8 FLT HD SC	50013
8	SIDE GLASS (Lexan Panel)	111086
9	HANDLE MOUNT PLATE	111094
10	1/4-20 X 1/2 P/H PHIL	12471
11	HANDLE 18" S.S.	88606
12	1/4-20 X 1 HHC Gr2 ZINC (used to fasten handle)	41903
13	MED SPLIT LOCK WASHER 1/4 (used with bolt to fasten handle)	74526
14	CONTINUOUS STRIP GROMMET (sold by the ft.)	91357
15	FEMALE SOCKET RECEPTACLE	45061
16	MAX CURRENT LABEL	111354
17	5/16-18 X 5/8 PH TR M/S	46638
18	WASHER 5/16 INTERNAL TOOTH	74137
19	CASTER SUPPORT PLATE	63914
20	5/16-18 SERRATED LOCK NUT	49317
21	SWIVEL CASTER (with lock)	37514
22	SWIVEL CASTER (without lock)	37513



## Cabinet Exterior – Parts List

Item	Part Description	Part No.
		2242 Series
1	SCREW #8-32X3/8 PAN HD PH	74141
2	TOP COVER	111083
3	GLASS CHANNEL	41858
4	GLASS CHANNEL (cut to length as needed)	89846
5	8-32X1/2 FL HD PH MS	20066
6	8-32 HEX NUT, ESLOK, S.S	22070
7	MAGNET USES 8 FLT HD SC	50013
8	SIDE GLASS (Lexan Panel)	111086
9	HANDLE MOUNT PLATE	111094
10	1/4-20 X 1/2 P/H PHIL	12471
11	HANDLE 18" S.S.	88606
12	1/4-20 X 1 HHC Gr2 ZINC (used to fasten handle)	41903
13	MED SPLIT LOCK WASHER 1/4 (used with bolt to fasten handle)	74526
14	CONTINUOUS STRIP GROMMET (sold by the ft.)	91357
15	FEMALE SOCKET RECEPTACLE	45061
16	MAX CURRENT LABEL	111354
17	5/16-18 X 5/8 PH TR M/S	46638
18	WASHER 5/16 INTERNAL TOOTH	74137
19	CASTER SUPPORT PLATE	63914
20	5/16-18 SERRATED LOCK NUT	49317
21	SWIVEL CASTER (with lock)	37514
22	SWIVEL CASTER (without lock)	37513



## Cabinet Exterior – Parts List

Item	Part Description	Part No.
		2242 Series
1	SCREW #8-32X3/8 PAN HD PH	74141
2	TOP COVER	111083
3	GLASS CHANNEL	41858
4	GLASS CHANNEL (cut to length as needed)	89846
5	8-32X1/2 FL HD PH MS	20066
6	8-32 HEX NUT, ESLOK, S.S	22070
7	MAGNET USES 8 FLT HD SC	50013
8	SIDE GLASS (Lexan Panel)	111086
9	HANDLE MOUNT PLATE	111094
10	1/4-20 X 1/2 P/H PHIL	12471
11	HANDLE 18" S.S.	88606
12	1/4-20 X 1 HHC Gr2 ZINC (used to fasten handle)	41903
13	MED SPLIT LOCK WASHER 1/4 (used with bolt to fasten handle)	74526
14	CONTINUOUS STRIP GROMMET (sold by the ft.)	91357
15	FEMALE SOCKET RECEPTACLE	45061
16	MAX CURRENT LABEL	111354
17	5/16-18 X 5/8 PH TR M/S	46638
18	WASHER 5/16 INTERNAL TOOTH	74137
19	CASTER SUPPORT PLATE	63914
20	5/16-18 SERRATED LOCK NUT	49317
21	SWIVEL CASTER (with lock)	37514
22	SWIVEL CASTER (without lock)	37513



## Cabinet Exterior – Parts List

Item	Part Description	Part No.
		2242 Series
1	SCREW #8-32X3/8 PAN HD PH	74141
2	TOP COVER	111083
3	GLASS CHANNEL	41858
4	GLASS CHANNEL (cut to length as needed)	89846
5	8-32X1/2 FL HD PH MS	20066
6	8-32 HEX NUT, ESLOK, S.S	22070
7	MAGNET USES 8 FLT HD SC	50013
8	SIDE GLASS (Lexan Panel)	111086
9	HANDLE MOUNT PLATE	111094
10	1/4-20 X 1/2 P/H PHIL	12471
11	HANDLE 18" S.S.	88606
12	1/4-20 X 1 HHC Gr2 ZINC (used to fasten handle)	41903
13	MED SPLIT LOCK WASHER 1/4 (used with bolt to fasten handle)	74526
14	CONTINUOUS STRIP GROMMET (sold by the ft.)	91357
15	FEMALE SOCKET RECEPTACLE	45061
16	MAX CURRENT LABEL	111354
17	5/16-18 X 5/8 PH TR M/S	46638
18	WASHER 5/16 INTERNAL TOOTH	74137
19	CASTER SUPPORT PLATE	63914
20	5/16-18 SERRATED LOCK NUT	49317
21	SWIVEL CASTER (with lock)	37514
22	SWIVEL CASTER (without lock)	37513



## Cabinet Exterior – Parts List

Item	Part Description	Part No.
		2242 Series
1	SCREW #8-32X3/8 PAN HD PH	74141
2	TOP COVER	111083
3	GLASS CHANNEL	41858
4	GLASS CHANNEL (cut to length as needed)	89846
5	8-32X1/2 FL HD PH MS	20066
6	8-32 HEX NUT, ESLOK, S.S	22070
7	MAGNET USES 8 FLT HD SC	50013
8	SIDE GLASS (Lexan Panel)	111086
9	HANDLE MOUNT PLATE	111094
10	1/4-20 X 1/2 P/H PHIL	12471
11	HANDLE 18" S.S.	88606
12	1/4-20 X 1 HHC Gr2 ZINC (used to fasten handle)	41903
13	MED SPLIT LOCK WASHER 1/4 (used with bolt to fasten handle)	74526
14	CONTINUOUS STRIP GROMMET (sold by the ft.)	91357
15	FEMALE SOCKET RECEPTACLE	45061
16	MAX CURRENT LABEL	111354
17	5/16-18 X 5/8 PH TR M/S	46638
18	WASHER 5/16 INTERNAL TOOTH	74137
19	CASTER SUPPORT PLATE	63914
20	5/16-18 SERRATED LOCK NUT	49317
21	SWIVEL CASTER (with lock)	37514
22	SWIVEL CASTER (without lock)	37513



## Cabinet Exterior – Parts List

Item	Part Description	Part No.
		2242 Series
1	SCREW #8-32X3/8 PAN HD PH	74141
2	TOP COVER	111083
3	GLASS CHANNEL	41858
4	GLASS CHANNEL (cut to length as needed)	89846
5	8-32X1/2 FL HD PH MS	20066
6	8-32 HEX NUT, ESLOK, S.S	22070
7	MAGNET USES 8 FLT HD SC	50013
8	SIDE GLASS (Lexan Panel)	111086
9	HANDLE MOUNT PLATE	111094
10	1/4-20 X 1/2 P/H PHIL	12471
11	HANDLE 18" S.S.	88606
12	1/4-20 X 1 HHC Gr2 ZINC (used to fasten handle)	41903
13	MED SPLIT LOCK WASHER 1/4 (used with bolt to fasten handle)	74526
14	CONTINUOUS STRIP GROMMET (sold by the ft.)	91357
15	FEMALE SOCKET RECEPTACLE	45061
16	MAX CURRENT LABEL	111354
17	5/16-18 X 5/8 PH TR M/S	46638
18	WASHER 5/16 INTERNAL TOOTH	74137
19	CASTER SUPPORT PLATE	63914
20	5/16-18 SERRATED LOCK NUT	49317
21	SWIVEL CASTER (with lock)	37514
22	SWIVEL CASTER (without lock)	37513



## Cabinet Exterior – Parts List

Item	Part Description	Part No.
		2242 Series
1	SCREW #8-32X3/8 PAN HD PH	74141
2	TOP COVER	111083
3	GLASS CHANNEL	41858
4	GLASS CHANNEL (cut to length as needed)	89846
5	8-32X1/2 FL HD PH MS	20066
6	8-32 HEX NUT, ESLOK, S.S	22070
7	MAGNET USES 8 FLT HD SC	50013
8	SIDE GLASS (Lexan Panel)	111086
9	HANDLE MOUNT PLATE	111094
10	1/4-20 X 1/2 P/H PHIL	12471
11	HANDLE 18" S.S.	88606
12	1/4-20 X 1 HHC Gr2 ZINC (used to fasten handle)	41903
13	MED SPLIT LOCK WASHER 1/4 (used with bolt to fasten handle)	74526
14	CONTINUOUS STRIP GROMMET (sold by the ft.)	91357
15	FEMALE SOCKET RECEPTACLE	45061
16	MAX CURRENT LABEL	111354
17	5/16-18 X 5/8 PH TR M/S	46638
18	WASHER 5/16 INTERNAL TOOTH	74137
19	CASTER SUPPORT PLATE	63914
20	5/16-18 SERRATED LOCK NUT	49317
21	SWIVEL CASTER (with lock)	37514
22	SWIVEL CASTER (without lock)	37513



## Cabinet Exterior – Parts List

Item	Part Description	Part No.
		2242 Series
1	SCREW #8-32X3/8 PAN HD PH	74141
2	TOP COVER	111083
3	GLASS CHANNEL	41858
4	GLASS CHANNEL (cut to length as needed)	89846
5	8-32X1/2 FL HD PH MS	20066
6	8-32 HEX NUT, ESLOK, S.S	22070
7	MAGNET USES 8 FLT HD SC	50013
8	SIDE GLASS (Lexan Panel)	111086
9	HANDLE MOUNT PLATE	111094
10	1/4-20 X 1/2 P/H PHIL	12471
11	HANDLE 18" S.S.	88606
12	1/4-20 X 1 HHC Gr2 ZINC (used to fasten handle)	41903
13	MED SPLIT LOCK WASHER 1/4 (used with bolt to fasten handle)	74526
14	CONTINUOUS STRIP GROMMET (sold by the ft.)	91357
15	FEMALE SOCKET RECEPTACLE	45061
16	MAX CURRENT LABEL	111354
17	5/16-18 X 5/8 PH TR M/S	46638
18	WASHER 5/16 INTERNAL TOOTH	74137
19	CASTER SUPPORT PLATE	63914
20	5/16-18 SERRATED LOCK NUT	49317
21	SWIVEL CASTER (with lock)	37514
22	SWIVEL CASTER (without lock)	37513



## Cabinet Exterior – Parts List

Item	Part Description	Part No.
		2242 Series
1	SCREW #8-32X3/8 PAN HD PH	74141
2	TOP COVER	111083
3	GLASS CHANNEL	41858
4	GLASS CHANNEL (cut to length as needed)	89846
5	8-32X1/2 FL HD PH MS	20066
6	8-32 HEX NUT, ESLOK, S.S	22070
7	MAGNET USES 8 FLT HD SC	50013
8	SIDE GLASS (Lexan Panel)	111086
9	HANDLE MOUNT PLATE	111094
10	1/4-20 X 1/2 P/H PHIL	12471
11	HANDLE 18" S.S.	88606
12	1/4-20 X 1 HHC Gr2 ZINC (used to fasten handle)	41903
13	MED SPLIT LOCK WASHER 1/4 (used with bolt to fasten handle)	74526
14	CONTINUOUS STRIP GROMMET (sold by the ft.)	91357
15	FEMALE SOCKET RECEPTACLE	45061
16	MAX CURRENT LABEL	111354
17	5/16-18 X 5/8 PH TR M/S	46638
18	WASHER 5/16 INTERNAL TOOTH	74137
19	CASTER SUPPORT PLATE	63914
20	5/16-18 SERRATED LOCK NUT	49317
21	SWIVEL CASTER (with lock)	37514
22	SWIVEL CASTER (without lock)	37513



## Cabinet Exterior – Parts List

Item	Part Description	Part No.
		2242 Series
1	SCREW #8-32X3/8 PAN HD PH	74141
2	TOP COVER	111083
3	GLASS CHANNEL	41858
4	GLASS CHANNEL (cut to length as needed)	89846
5	8-32X1/2 FL HD PH MS	20066
6	8-32 HEX NUT, ESLOK, S.S	22070
7	MAGNET USES 8 FLT HD SC	50013
8	SIDE GLASS (Lexan Panel)	111086
9	HANDLE MOUNT PLATE	111094
10	1/4-20 X 1/2 P/H PHIL	12471
11	HANDLE 18" S.S.	88606
12	1/4-20 X 1 HHC Gr2 ZINC (used to fasten handle)	41903
13	MED SPLIT LOCK WASHER 1/4 (used with bolt to fasten handle)	74526
14	CONTINUOUS STRIP GROMMET (sold by the ft.)	91357
15	FEMALE SOCKET RECEPTACLE	45061
16	MAX CURRENT LABEL	111354
17	5/16-18 X 5/8 PH TR M/S	46638
18	WASHER 5/16 INTERNAL TOOTH	74137
19	CASTER SUPPORT PLATE	63914
20	5/16-18 SERRATED LOCK NUT	49317
21	SWIVEL CASTER (with lock)	37514
22	SWIVEL CASTER (without lock)	37513



## Cabinet Exterior (Controls Side) – Parts List

Item	Part Description	Part No.
		2242 Series
1	SCREW #8-32X3/8 PAN HD PH	74141
2	SWITCH PLATE, DOUBLE	111139
3	LABEL, DOUBLE	111249
4	SWITCH, LIGHTED ROCKER GR	42798
5	WARNING LABEL	111335
6	FLUSH MOUNT HANDLE	82698
7	DOOR, LH	111092
8	DOOR, RH	111091
9	MALE HINGE SHORT RIGHT	41350
10	FEMALE HINGE RIGHT	41354
11	FEMALE HINGE LEFT	41355
12	MALE HINGE SHORT LEFT	41349
13	8-32 X 1/2 PHIL PN M/S SS	42226
14	HEX NUT #8-32 ESLOK	74146
15	MAX CURRENT LABEL	111354
16	LABEL, 2 AMP FUSE	111327
17	FUSEHOLDER	74636
18	FUSE, 2 AMP	111326
19	RETRACTABLE CORD REEL (has cord stop)	111100
20	GFCI OUTLET	111101



## Cabinet Exterior (Controls Side) – Parts List

Item	Part Description	Part No.
		2242 Series
1	SCREW #8-32X3/8 PAN HD PH	74141
2	SWITCH PLATE, DOUBLE	111139
3	LABEL, DOUBLE	111249
4	SWITCH, LIGHTED ROCKER GR	42798
5	WARNING LABEL	111335
6	FLUSH MOUNT HANDLE	82698
7	DOOR, LH	111092
8	DOOR, RH	111091
9	MALE HINGE SHORT RIGHT	41350
10	FEMALE HINGE RIGHT	41354
11	FEMALE HINGE LEFT	41355
12	MALE HINGE SHORT LEFT	41349
13	8-32 X 1/2 PHIL PN M/S SS	42226
14	HEX NUT #8-32 ESLOK	74146
15	MAX CURRENT LABEL	111354
16	LABEL, 2 AMP FUSE	111327
17	FUSEHOLDER	74636
18	FUSE, 2 AMP	111326
19	RETRACTABLE CORD REEL (has cord stop)	111100
20	GFCI OUTLET	111101



## Cabinet Exterior (Controls Side) – Parts List

Item	Part Description	Part No.
		2242 Series
1	SCREW #8-32X3/8 PAN HD PH	74141
2	SWITCH PLATE, DOUBLE	111139
3	LABEL, DOUBLE	111249
4	SWITCH, LIGHTED ROCKER GR	42798
5	WARNING LABEL	111335
6	FLUSH MOUNT HANDLE	82698
7	DOOR, LH	111092
8	DOOR, RH	111091
9	MALE HINGE SHORT RIGHT	41350
10	FEMALE HINGE RIGHT	41354
11	FEMALE HINGE LEFT	41355
12	MALE HINGE SHORT LEFT	41349
13	8-32 X 1/2 PHIL PN M/S SS	42226
14	HEX NUT #8-32 ESLOK	74146
15	MAX CURRENT LABEL	111354
16	LABEL, 2 AMP FUSE	111327
17	FUSEHOLDER	74636
18	FUSE, 2 AMP	111326
19	RETRACTABLE CORD REEL (has cord stop)	111100
20	GFCI OUTLET	111101



## Cabinet Exterior (Controls Side) – Parts List

Item	Part Description	Part No.
		2242 Series
1	SCREW #8-32X3/8 PAN HD PH	74141
2	SWITCH PLATE, DOUBLE	111139
3	LABEL, DOUBLE	111249
4	SWITCH, LIGHTED ROCKER GR	42798
5	WARNING LABEL	111335
6	FLUSH MOUNT HANDLE	82698
7	DOOR, LH	111092
8	DOOR, RH	111091
9	MALE HINGE SHORT RIGHT	41350
10	FEMALE HINGE RIGHT	41354
11	FEMALE HINGE LEFT	41355
12	MALE HINGE SHORT LEFT	41349
13	8-32 X 1/2 PHIL PN M/S SS	42226
14	HEX NUT #8-32 ESLOK	74146
15	MAX CURRENT LABEL	111354
16	LABEL, 2 AMP FUSE	111327
17	FUSEHOLDER	74636
18	FUSE, 2 AMP	111326
19	RETRACTABLE CORD REEL (has cord stop)	111100
20	GFCI OUTLET	111101



## Cabinet Exterior (Controls Side) – Parts List

Item	Part Description	Part No.
		2242 Series
1	SCREW #8-32X3/8 PAN HD PH	74141
2	SWITCH PLATE, DOUBLE	111139
3	LABEL, DOUBLE	111249
4	SWITCH, LIGHTED ROCKER GR	42798
5	WARNING LABEL	111335
6	FLUSH MOUNT HANDLE	82698
7	DOOR, LH	111092
8	DOOR, RH	111091
9	MALE HINGE SHORT RIGHT	41350
10	FEMALE HINGE RIGHT	41354
11	FEMALE HINGE LEFT	41355
12	MALE HINGE SHORT LEFT	41349
13	8-32 X 1/2 PHIL PN M/S SS	42226
14	HEX NUT #8-32 ESLOK	74146
15	MAX CURRENT LABEL	111354
16	LABEL, 2 AMP FUSE	111327
17	FUSEHOLDER	74636
18	FUSE, 2 AMP	111326
19	RETRACTABLE CORD REEL (has cord stop)	111100
20	GFCI OUTLET	111101



## Cabinet Exterior (Controls Side) – Parts List

Item	Part Description	Part No.
		2242 Series
1	SCREW #8-32X3/8 PAN HD PH	74141
2	SWITCH PLATE, DOUBLE	111139
3	LABEL, DOUBLE	111249
4	SWITCH, LIGHTED ROCKER GR	42798
5	WARNING LABEL	111335
6	FLUSH MOUNT HANDLE	82698
7	DOOR, LH	111092
8	DOOR, RH	111091
9	MALE HINGE SHORT RIGHT	41350
10	FEMALE HINGE RIGHT	41354
11	FEMALE HINGE LEFT	41355
12	MALE HINGE SHORT LEFT	41349
13	8-32 X 1/2 PHIL PN M/S SS	42226
14	HEX NUT #8-32 ESLOK	74146
15	MAX CURRENT LABEL	111354
16	LABEL, 2 AMP FUSE	111327
17	FUSEHOLDER	74636
18	FUSE, 2 AMP	111326
19	RETRACTABLE CORD REEL (has cord stop)	111100
20	GFCI OUTLET	111101



## Cabinet Exterior (Controls Side) – Parts List

Item	Part Description	Part No.
		2242 Series
1	SCREW #8-32X3/8 PAN HD PH	74141
2	SWITCH PLATE, DOUBLE	111139
3	LABEL, DOUBLE	111249
4	SWITCH, LIGHTED ROCKER GR	42798
5	WARNING LABEL	111335
6	FLUSH MOUNT HANDLE	82698
7	DOOR, LH	111092
8	DOOR, RH	111091
9	MALE HINGE SHORT RIGHT	41350
10	FEMALE HINGE RIGHT	41354
11	FEMALE HINGE LEFT	41355
12	MALE HINGE SHORT LEFT	41349
13	8-32 X 1/2 PHIL PN M/S SS	42226
14	HEX NUT #8-32 ESLOK	74146
15	MAX CURRENT LABEL	111354
16	LABEL, 2 AMP FUSE	111327
17	FUSEHOLDER	74636
18	FUSE, 2 AMP	111326
19	RETRACTABLE CORD REEL (has cord stop)	111100
20	GFCI OUTLET	111101



## Cabinet Exterior (Controls Side) – Parts List

Item	Part Description	Part No.
		2242 Series
1	SCREW #8-32X3/8 PAN HD PH	74141
2	SWITCH PLATE, DOUBLE	111139
3	LABEL, DOUBLE	111249
4	SWITCH, LIGHTED ROCKER GR	42798
5	WARNING LABEL	111335
6	FLUSH MOUNT HANDLE	82698
7	DOOR, LH	111092
8	DOOR, RH	111091
9	MALE HINGE SHORT RIGHT	41350
10	FEMALE HINGE RIGHT	41354
11	FEMALE HINGE LEFT	41355
12	MALE HINGE SHORT LEFT	41349
13	8-32 X 1/2 PHIL PN M/S SS	42226
14	HEX NUT #8-32 ESLOK	74146
15	MAX CURRENT LABEL	111354
16	LABEL, 2 AMP FUSE	111327
17	FUSEHOLDER	74636
18	FUSE, 2 AMP	111326
19	RETRACTABLE CORD REEL (has cord stop)	111100
20	GFCI OUTLET	111101



## Cabinet Exterior (Controls Side) – Parts List

Item	Part Description	Part No.
		2242 Series
1	SCREW #8-32X3/8 PAN HD PH	74141
2	SWITCH PLATE, DOUBLE	111139
3	LABEL, DOUBLE	111249
4	SWITCH, LIGHTED ROCKER GR	42798
5	WARNING LABEL	111335
6	FLUSH MOUNT HANDLE	82698
7	DOOR, LH	111092
8	DOOR, RH	111091
9	MALE HINGE SHORT RIGHT	41350
10	FEMALE HINGE RIGHT	41354
11	FEMALE HINGE LEFT	41355
12	MALE HINGE SHORT LEFT	41349
13	8-32 X 1/2 PHIL PN M/S SS	42226
14	HEX NUT #8-32 ESLOK	74146
15	MAX CURRENT LABEL	111354
16	LABEL, 2 AMP FUSE	111327
17	FUSEHOLDER	74636
18	FUSE, 2 AMP	111326
19	RETRACTABLE CORD REEL (has cord stop)	111100
20	GFCI OUTLET	111101



## Cabinet Exterior (Controls Side) – Parts List

Item	Part Description	Part No.
		2242 Series
1	SCREW #8-32X3/8 PAN HD PH	74141
2	SWITCH PLATE, DOUBLE	111139
3	LABEL, DOUBLE	111249
4	SWITCH, LIGHTED ROCKER GR	42798
5	WARNING LABEL	111335
6	FLUSH MOUNT HANDLE	82698
7	DOOR, LH	111092
8	DOOR, RH	111091
9	MALE HINGE SHORT RIGHT	41350
10	FEMALE HINGE RIGHT	41354
11	FEMALE HINGE LEFT	41355
12	MALE HINGE SHORT LEFT	41349
13	8-32 X 1/2 PHIL PN M/S SS	42226
14	HEX NUT #8-32 ESLOK	74146
15	MAX CURRENT LABEL	111354
16	LABEL, 2 AMP FUSE	111327
17	FUSEHOLDER	74636
18	FUSE, 2 AMP	111326
19	RETRACTABLE CORD REEL (has cord stop)	111100
20	GFCI OUTLET	111101



## Cabinet Exterior (Controls Side) – Parts List

Item	Part Description	Part No.
		2242 Series
1	SCREW #8-32X3/8 PAN HD PH	74141
2	SWITCH PLATE, DOUBLE	111139
3	LABEL, DOUBLE	111249
4	SWITCH, LIGHTED ROCKER GR	42798
5	WARNING LABEL	111335
6	FLUSH MOUNT HANDLE	82698
7	DOOR, LH	111092
8	DOOR, RH	111091
9	MALE HINGE SHORT RIGHT	41350
10	FEMALE HINGE RIGHT	41354
11	FEMALE HINGE LEFT	41355
12	MALE HINGE SHORT LEFT	41349
13	8-32 X 1/2 PHIL PN M/S SS	42226
14	HEX NUT #8-32 ESLOK	74146
15	MAX CURRENT LABEL	111354
16	LABEL, 2 AMP FUSE	111327
17	FUSEHOLDER	74636
18	FUSE, 2 AMP	111326
19	RETRACTABLE CORD REEL (has cord stop)	111100
20	GFCI OUTLET	111101



## Cabinet Exterior (Controls Side) – Parts List

Item	Part Description	Part No.
		2242 Series
1	SCREW #8-32X3/8 PAN HD PH	74141
2	SWITCH PLATE, DOUBLE	111139
3	LABEL, DOUBLE	111249
4	SWITCH, LIGHTED ROCKER GR	42798
5	WARNING LABEL	111335
6	FLUSH MOUNT HANDLE	82698
7	DOOR, LH	111092
8	DOOR, RH	111091
9	MALE HINGE SHORT RIGHT	41350
10	FEMALE HINGE RIGHT	41354
11	FEMALE HINGE LEFT	41355
12	MALE HINGE SHORT LEFT	41349
13	8-32 X 1/2 PHIL PN M/S SS	42226
14	HEX NUT #8-32 ESLOK	74146
15	MAX CURRENT LABEL	111354
16	LABEL, 2 AMP FUSE	111327
17	FUSEHOLDER	74636
18	FUSE, 2 AMP	111326
19	RETRACTABLE CORD REEL (has cord stop)	111100
20	GFCI OUTLET	111101



## Cabinet Exterior (Controls Side) – Parts List

Item	Part Description	Part No.
		2242 Series
1	SCREW #8-32X3/8 PAN HD PH	74141
2	SWITCH PLATE, DOUBLE	111139
3	LABEL, DOUBLE	111249
4	SWITCH, LIGHTED ROCKER GR	42798
5	WARNING LABEL	111335
6	FLUSH MOUNT HANDLE	82698
7	DOOR, LH	111092
8	DOOR, RH	111091
9	MALE HINGE SHORT RIGHT	41350
10	FEMALE HINGE RIGHT	41354
11	FEMALE HINGE LEFT	41355
12	MALE HINGE SHORT LEFT	41349
13	8-32 X 1/2 PHIL PN M/S SS	42226
14	HEX NUT #8-32 ESLOK	74146
15	MAX CURRENT LABEL	111354
16	LABEL, 2 AMP FUSE	111327
17	FUSEHOLDER	74636
18	FUSE, 2 AMP	111326
19	RETRACTABLE CORD REEL (has cord stop)	111100
20	GFCI OUTLET	111101



## Cabinet Exterior (Controls Side) – Parts List

Item	Part Description	Part No.
		2242 Series
1	SCREW #8-32X3/8 PAN HD PH	74141
2	SWITCH PLATE, DOUBLE	111139
3	LABEL, DOUBLE	111249
4	SWITCH, LIGHTED ROCKER GR	42798
5	WARNING LABEL	111335
6	FLUSH MOUNT HANDLE	82698
7	DOOR, LH	111092
8	DOOR, RH	111091
9	MALE HINGE SHORT RIGHT	41350
10	FEMALE HINGE RIGHT	41354
11	FEMALE HINGE LEFT	41355
12	MALE HINGE SHORT LEFT	41349
13	8-32 X 1/2 PHIL PN M/S SS	42226
14	HEX NUT #8-32 ESLOK	74146
15	MAX CURRENT LABEL	111354
16	LABEL, 2 AMP FUSE	111327
17	FUSEHOLDER	74636
18	FUSE, 2 AMP	111326
19	RETRACTABLE CORD REEL (has cord stop)	111100
20	GFCI OUTLET	111101



## Cabinet Exterior (Controls Side) – Parts List

Item	Part Description	Part No.
		2242 Series
1	SCREW #8-32X3/8 PAN HD PH	74141
2	SWITCH PLATE, DOUBLE	111139
3	LABEL, DOUBLE	111249
4	SWITCH, LIGHTED ROCKER GR	42798
5	WARNING LABEL	111335
6	FLUSH MOUNT HANDLE	82698
7	DOOR, LH	111092
8	DOOR, RH	111091
9	MALE HINGE SHORT RIGHT	41350
10	FEMALE HINGE RIGHT	41354
11	FEMALE HINGE LEFT	41355
12	MALE HINGE SHORT LEFT	41349
13	8-32 X 1/2 PHIL PN M/S SS	42226
14	HEX NUT #8-32 ESLOK	74146
15	MAX CURRENT LABEL	111354
16	LABEL, 2 AMP FUSE	111327
17	FUSEHOLDER	74636
18	FUSE, 2 AMP	111326
19	RETRACTABLE CORD REEL (has cord stop)	111100
20	GFCI OUTLET	111101



## Cabinet Exterior (Controls Side) – Parts List

Item	Part Description	Part No.
		2242 Series
1	SCREW #8-32X3/8 PAN HD PH	74141
2	SWITCH PLATE, DOUBLE	111139
3	LABEL, DOUBLE	111249
4	SWITCH, LIGHTED ROCKER GR	42798
5	WARNING LABEL	111335
6	FLUSH MOUNT HANDLE	82698
7	DOOR, LH	111092
8	DOOR, RH	111091
9	MALE HINGE SHORT RIGHT	41350
10	FEMALE HINGE RIGHT	41354
11	FEMALE HINGE LEFT	41355
12	MALE HINGE SHORT LEFT	41349
13	8-32 X 1/2 PHIL PN M/S SS	42226
14	HEX NUT #8-32 ESLOK	74146
15	MAX CURRENT LABEL	111354
16	LABEL, 2 AMP FUSE	111327
17	FUSEHOLDER	74636
18	FUSE, 2 AMP	111326
19	RETRACTABLE CORD REEL (has cord stop)	111100
20	GFCI OUTLET	111101



## Cabinet Exterior (Controls Side) – Parts List

Item	Part Description	Part No.
		2242 Series
1	SCREW #8-32X3/8 PAN HD PH	74141
2	SWITCH PLATE, DOUBLE	111139
3	LABEL, DOUBLE	111249
4	SWITCH, LIGHTED ROCKER GR	42798
5	WARNING LABEL	111335
6	FLUSH MOUNT HANDLE	82698
7	DOOR, LH	111092
8	DOOR, RH	111091
9	MALE HINGE SHORT RIGHT	41350
10	FEMALE HINGE RIGHT	41354
11	FEMALE HINGE LEFT	41355
12	MALE HINGE SHORT LEFT	41349
13	8-32 X 1/2 PHIL PN M/S SS	42226
14	HEX NUT #8-32 ESLOK	74146
15	MAX CURRENT LABEL	111354
16	LABEL, 2 AMP FUSE	111327
17	FUSEHOLDER	74636
18	FUSE, 2 AMP	111326
19	RETRACTABLE CORD REEL (has cord stop)	111100
20	GFCI OUTLET	111101



## Cabinet Exterior (Controls Side) – Parts List

Item	Part Description	Part No.
		2242 Series
1	SCREW #8-32X3/8 PAN HD PH	74141
2	SWITCH PLATE, DOUBLE	111139
3	LABEL, DOUBLE	111249
4	SWITCH, LIGHTED ROCKER GR	42798
5	WARNING LABEL	111335
6	FLUSH MOUNT HANDLE	82698
7	DOOR, LH	111092
8	DOOR, RH	111091
9	MALE HINGE SHORT RIGHT	41350
10	FEMALE HINGE RIGHT	41354
11	FEMALE HINGE LEFT	41355
12	MALE HINGE SHORT LEFT	41349
13	8-32 X 1/2 PHIL PN M/S SS	42226
14	HEX NUT #8-32 ESLOK	74146
15	MAX CURRENT LABEL	111354
16	LABEL, 2 AMP FUSE	111327
17	FUSEHOLDER	74636
18	FUSE, 2 AMP	111326
19	RETRACTABLE CORD REEL (has cord stop)	111100
20	GFCI OUTLET	111101



## Cabinet Exterior (Controls Side) – Parts List

Item	Part Description	Part No.
		2242 Series
1	SCREW #8-32X3/8 PAN HD PH	74141
2	SWITCH PLATE, DOUBLE	111139
3	LABEL, DOUBLE	111249
4	SWITCH, LIGHTED ROCKER GR	42798
5	WARNING LABEL	111335
6	FLUSH MOUNT HANDLE	82698
7	DOOR, LH	111092
8	DOOR, RH	111091
9	MALE HINGE SHORT RIGHT	41350
10	FEMALE HINGE RIGHT	41354
11	FEMALE HINGE LEFT	41355
12	MALE HINGE SHORT LEFT	41349
13	8-32 X 1/2 PHIL PN M/S SS	42226
14	HEX NUT #8-32 ESLOK	74146
15	MAX CURRENT LABEL	111354
16	LABEL, 2 AMP FUSE	111327
17	FUSEHOLDER	74636
18	FUSE, 2 AMP	111326
19	RETRACTABLE CORD REEL (has cord stop)	111100
20	GFCI OUTLET	111101



## Cabinet Exterior (Controls Side) – Parts List

Item	Part Description	Part No.
		2242 Series
1	SCREW #8-32X3/8 PAN HD PH	74141
2	SWITCH PLATE, DOUBLE	111139
3	LABEL, DOUBLE	111249
4	SWITCH, LIGHTED ROCKER GR	42798
5	WARNING LABEL	111335
6	FLUSH MOUNT HANDLE	82698
7	DOOR, LH	111092
8	DOOR, RH	111091
9	MALE HINGE SHORT RIGHT	41350
10	FEMALE HINGE RIGHT	41354
11	FEMALE HINGE LEFT	41355
12	MALE HINGE SHORT LEFT	41349
13	8-32 X 1/2 PHIL PN M/S SS	42226
14	HEX NUT #8-32 ESLOK	74146
15	MAX CURRENT LABEL	111354
16	LABEL, 2 AMP FUSE	111327
17	FUSEHOLDER	74636
18	FUSE, 2 AMP	111326
19	RETRACTABLE CORD REEL (has cord stop)	111100
20	GFCI OUTLET	111101



## Cabinet and Base – Parts List

2242-00-000 (001, 002, 003, and 004) Models WITHOUT a Topping Dispenser.

2242-00-010 (011, 012, 013, and 014) Models WITH a Topping Dispenser.

Item	Part Description	Part Number	
		2242-00-000 (001, 002, 003, 004)	2242-00-010 (011, 012, 013, 014)
1	LIGHT BLANK PANEL	111130	111130
2	MAGNET USES 8 FLT HD SC	50013	50013
3	8-32 X 1 PH FL HD MS S.S. (screw for magnet)	40718	40718
4	MAGNET SPACER	68115	68115
5	HEX NUT #8-32 ESLOK	74146	74146
6	DOOR CATCH BRACKET	83050	83050
7	OLD MAID PAN	61150	61150
8	SCREW #8-32X3/8 PAN HD PH	74141	74141
9	DRAWER BASE (slide out tray)	111107	111123
10	DRAWER WELDMENT	111108	111124
11	DRAWER HANDLE	87420	87420
12	10-24 X 1/2 PH TRUSS M/S (screw for handle)	42826	42826
13	PAN ASSEMBLY (holds Topping Bag)		111127
14	PAN BASE		111129
15	HEX NUT #8-32 STAINLESS		89129
16	#10 FLAT WASHER ST. STL		12178



## Cabinet and Base – Parts List

2242-00-000 (001, 002, 003, and 004) Models WITHOUT a Topping Dispenser.

2242-00-010 (011, 012, 013, and 014) Models WITH a Topping Dispenser.

Item	Part Description	Part Number	
		2242-00-000 (001, 002, 003, 004)	2242-00-010 (011, 012, 013, 014)
1	LIGHT BLANK PANEL	111130	111130
2	MAGNET USES 8 FLT HD SC	50013	50013
3	8-32 X 1 PH FL HD MS S.S. (screw for magnet)	40718	40718
4	MAGNET SPACER	68115	68115
5	HEX NUT #8-32 ESLOK	74146	74146
6	DOOR CATCH BRACKET	83050	83050
7	OLD MAID PAN	61150	61150
8	SCREW #8-32X3/8 PAN HD PH	74141	74141
9	DRAWER BASE (slide out tray)	111107	111123
10	DRAWER WELDMENT	111108	111124
11	DRAWER HANDLE	87420	87420
12	10-24 X 1/2 PH TRUSS M/S (screw for handle)	42826	42826
13	PAN ASSEMBLY (holds Topping Bag)		111127
14	PAN BASE		111129
15	HEX NUT #8-32 STAINLESS		89129
16	#10 FLAT WASHER ST. STL		12178



## Cabinet and Base – Parts List

2242-00-000 (001, 002, 003, and 004) Models WITHOUT a Topping Dispenser.

2242-00-010 (011, 012, 013, and 014) Models WITH a Topping Dispenser.

Item	Part Description	Part Number	
		2242-00-000 (001, 002, 003, 004)	2242-00-010 (011, 012, 013, 014)
1	LIGHT BLANK PANEL	111130	111130
2	MAGNET USES 8 FLT HD SC	50013	50013
3	8-32 X 1 PH FL HD MS S.S. (screw for magnet)	40718	40718
4	MAGNET SPACER	68115	68115
5	HEX NUT #8-32 ESLOK	74146	74146
6	DOOR CATCH BRACKET	83050	83050
7	OLD MAID PAN	61150	61150
8	SCREW #8-32X3/8 PAN HD PH	74141	74141
9	DRAWER BASE (slide out tray)	111107	111123
10	DRAWER WELDMENT	111108	111124
11	DRAWER HANDLE	87420	87420
12	10-24 X 1/2 PH TRUSS M/S (screw for handle)	42826	42826
13	PAN ASSEMBLY (holds Topping Bag)		111127
14	PAN BASE		111129
15	HEX NUT #8-32 STAINLESS		89129
16	#10 FLAT WASHER ST. STL		12178



## Cabinet and Base – Parts List

2242-00-000 (001, 002, 003, and 004) Models WITHOUT a Topping Dispenser.

2242-00-010 (011, 012, 013, and 014) Models WITH a Topping Dispenser.

Item	Part Description	Part Number	
		2242-00-000 (001, 002, 003, 004)	2242-00-010 (011, 012, 013, 014)
1	LIGHT BLANK PANEL	111130	111130
2	MAGNET USES 8 FLT HD SC	50013	50013
3	8-32 X 1 PH FL HD MS S.S. (screw for magnet)	40718	40718
4	MAGNET SPACER	68115	68115
5	HEX NUT #8-32 ESLOK	74146	74146
6	DOOR CATCH BRACKET	83050	83050
7	OLD MAID PAN	61150	61150
8	SCREW #8-32X3/8 PAN HD PH	74141	74141
9	DRAWER BASE (slide out tray)	111107	111123
10	DRAWER WELDMENT	111108	111124
11	DRAWER HANDLE	87420	87420
12	10-24 X 1/2 PH TRUSS M/S (screw for handle)	42826	42826
13	PAN ASSEMBLY (holds Topping Bag)		111127
14	PAN BASE		111129
15	HEX NUT #8-32 STAINLESS		89129
16	#10 FLAT WASHER ST. STL		12178



## Cabinet and Base – Parts List

2242-00-000 (001, 002, 003, and 004) Models WITHOUT a Topping Dispenser.

2242-00-010 (011, 012, 013, and 014) Models WITH a Topping Dispenser.

Item	Part Description	Part Number	
		2242-00-000 (001, 002, 003, 004)	2242-00-010 (011, 012, 013, 014)
1	LIGHT BLANK PANEL	111130	111130
2	MAGNET USES 8 FLT HD SC	50013	50013
3	8-32 X 1 PH FL HD MS S.S. (screw for magnet)	40718	40718
4	MAGNET SPACER	68115	68115
5	HEX NUT #8-32 ESLOK	74146	74146
6	DOOR CATCH BRACKET	83050	83050
7	OLD MAID PAN	61150	61150
8	SCREW #8-32X3/8 PAN HD PH	74141	74141
9	DRAWER BASE (slide out tray)	111107	111123
10	DRAWER WELDMENT	111108	111124
11	DRAWER HANDLE	87420	87420
12	10-24 X 1/2 PH TRUSS M/S (screw for handle)	42826	42826
13	PAN ASSEMBLY (holds Topping Bag)		111127
14	PAN BASE		111129
15	HEX NUT #8-32 STAINLESS		89129
16	#10 FLAT WASHER ST. STL		12178



## Cabinet and Base – Parts List

2242-00-000 (001, 002, 003, and 004) Models WITHOUT a Topping Dispenser.

2242-00-010 (011, 012, 013, and 014) Models WITH a Topping Dispenser.

Item	Part Description	Part Number	
		2242-00-000 (001, 002, 003, 004)	2242-00-010 (011, 012, 013, 014)
1	LIGHT BLANK PANEL	111130	111130
2	MAGNET USES 8 FLT HD SC	50013	50013
3	8-32 X 1 PH FL HD MS S.S. (screw for magnet)	40718	40718
4	MAGNET SPACER	68115	68115
5	HEX NUT #8-32 ESLOK	74146	74146
6	DOOR CATCH BRACKET	83050	83050
7	OLD MAID PAN	61150	61150
8	SCREW #8-32X3/8 PAN HD PH	74141	74141
9	DRAWER BASE (slide out tray)	111107	111123
10	DRAWER WELDMENT	111108	111124
11	DRAWER HANDLE	87420	87420
12	10-24 X 1/2 PH TRUSS M/S (screw for handle)	42826	42826
13	PAN ASSEMBLY (holds Topping Bag)		111127
14	PAN BASE		111129
15	HEX NUT #8-32 STAINLESS		89129
16	#10 FLAT WASHER ST. STL		12178



## Cabinet and Base – Parts List

2242-00-000 (001, 002, 003, and 004) Models WITHOUT a Topping Dispenser.

2242-00-010 (011, 012, 013, and 014) Models WITH a Topping Dispenser.

Item	Part Description	Part Number	
		2242-00-000 (001, 002, 003, 004)	2242-00-010 (011, 012, 013, 014)
1	LIGHT BLANK PANEL	111130	111130
2	MAGNET USES 8 FLT HD SC	50013	50013
3	8-32 X 1 PH FL HD MS S.S. (screw for magnet)	40718	40718
4	MAGNET SPACER	68115	68115
5	HEX NUT #8-32 ESLOK	74146	74146
6	DOOR CATCH BRACKET	83050	83050
7	OLD MAID PAN	61150	61150
8	SCREW #8-32X3/8 PAN HD PH	74141	74141
9	DRAWER BASE (slide out tray)	111107	111123
10	DRAWER WELDMENT	111108	111124
11	DRAWER HANDLE	87420	87420
12	10-24 X 1/2 PH TRUSS M/S (screw for handle)	42826	42826
13	PAN ASSEMBLY (holds Topping Bag)		111127
14	PAN BASE		111129
15	HEX NUT #8-32 STAINLESS		89129
16	#10 FLAT WASHER ST. STL		12178



## Cabinet and Base – Parts List

2242-00-000 (001, 002, 003, and 004) Models WITHOUT a Topping Dispenser.

2242-00-010 (011, 012, 013, and 014) Models WITH a Topping Dispenser.

Item	Part Description	Part Number	
		2242-00-000 (001, 002, 003, 004)	2242-00-010 (011, 012, 013, 014)
1	LIGHT BLANK PANEL	111130	111130
2	MAGNET USES 8 FLT HD SC	50013	50013
3	8-32 X 1 PH FL HD MS S.S. (screw for magnet)	40718	40718
4	MAGNET SPACER	68115	68115
5	HEX NUT #8-32 ESLOK	74146	74146
6	DOOR CATCH BRACKET	83050	83050
7	OLD MAID PAN	61150	61150
8	SCREW #8-32X3/8 PAN HD PH	74141	74141
9	DRAWER BASE (slide out tray)	111107	111123
10	DRAWER WELDMENT	111108	111124
11	DRAWER HANDLE	87420	87420
12	10-24 X 1/2 PH TRUSS M/S (screw for handle)	42826	42826
13	PAN ASSEMBLY (holds Topping Bag)		111127
14	PAN BASE		111129
15	HEX NUT #8-32 STAINLESS		89129
16	#10 FLAT WASHER ST. STL		12178



## Cabinet and Base – Parts List

2242-00-000 (001, 002, 003, and 004) Models WITHOUT a Topping Dispenser.

2242-00-010 (011, 012, 013, and 014) Models WITH a Topping Dispenser.

Item	Part Description	Part Number	
		2242-00-000 (001, 002, 003, 004)	2242-00-010 (011, 012, 013, 014)
1	LIGHT BLANK PANEL	111130	111130
2	MAGNET USES 8 FLT HD SC	50013	50013
3	8-32 X 1 PH FL HD MS S.S. (screw for magnet)	40718	40718
4	MAGNET SPACER	68115	68115
5	HEX NUT #8-32 ESLOK	74146	74146
6	DOOR CATCH BRACKET	83050	83050
7	OLD MAID PAN	61150	61150
8	SCREW #8-32X3/8 PAN HD PH	74141	74141
9	DRAWER BASE (slide out tray)	111107	111123
10	DRAWER WELDMENT	111108	111124
11	DRAWER HANDLE	87420	87420
12	10-24 X 1/2 PH TRUSS M/S (screw for handle)	42826	42826
13	PAN ASSEMBLY (holds Topping Bag)		111127
14	PAN BASE		111129
15	HEX NUT #8-32 STAINLESS		89129
16	#10 FLAT WASHER ST. STL		12178



## Cabinet and Base – Parts List

2242-00-000 (001, 002, 003, and 004) Models WITHOUT a Topping Dispenser.

2242-00-010 (011, 012, 013, and 014) Models WITH a Topping Dispenser.

Item	Part Description	Part Number	
		2242-00-000 (001, 002, 003, 004)	2242-00-010 (011, 012, 013, 014)
1	LIGHT BLANK PANEL	111130	111130
2	MAGNET USES 8 FLT HD SC	50013	50013
3	8-32 X 1 PH FL HD MS S.S. (screw for magnet)	40718	40718
4	MAGNET SPACER	68115	68115
5	HEX NUT #8-32 ESLOK	74146	74146
6	DOOR CATCH BRACKET	83050	83050
7	OLD MAID PAN	61150	61150
8	SCREW #8-32X3/8 PAN HD PH	74141	74141
9	DRAWER BASE (slide out tray)	111107	111123
10	DRAWER WELDMENT	111108	111124
11	DRAWER HANDLE	87420	87420
12	10-24 X 1/2 PH TRUSS M/S (screw for handle)	42826	42826
13	PAN ASSEMBLY (holds Topping Bag)		111127
14	PAN BASE		111129
15	HEX NUT #8-32 STAINLESS		89129
16	#10 FLAT WASHER ST. STL		12178



## Cabinet and Base – Parts List

2242-00-000 (001, 002, 003, and 004) Models WITHOUT a Topping Dispenser.

2242-00-010 (011, 012, 013, and 014) Models WITH a Topping Dispenser.

Item	Part Description	Part Number	
		2242-00-000 (001, 002, 003, 004)	2242-00-010 (011, 012, 013, 014)
1	LIGHT BLANK PANEL	111130	111130
2	MAGNET USES 8 FLT HD SC	50013	50013
3	8-32 X 1 PH FL HD MS S.S. (screw for magnet)	40718	40718
4	MAGNET SPACER	68115	68115
5	HEX NUT #8-32 ESLOK	74146	74146
6	DOOR CATCH BRACKET	83050	83050
7	OLD MAID PAN	61150	61150
8	SCREW #8-32X3/8 PAN HD PH	74141	74141
9	DRAWER BASE (slide out tray)	111107	111123
10	DRAWER WELDMENT	111108	111124
11	DRAWER HANDLE	87420	87420
12	10-24 X 1/2 PH TRUSS M/S (screw for handle)	42826	42826
13	PAN ASSEMBLY (holds Topping Bag)		111127
14	PAN BASE		111129
15	HEX NUT #8-32 STAINLESS		89129
16	#10 FLAT WASHER ST. STL		12178



## Cabinet and Base – Parts List

2242-00-000 (001, 002, 003, and 004) Models WITHOUT a Topping Dispenser.

2242-00-010 (011, 012, 013, and 014) Models WITH a Topping Dispenser.

Item	Part Description	Part Number	
		2242-00-000 (001, 002, 003, 004)	2242-00-010 (011, 012, 013, 014)
1	LIGHT BLANK PANEL	111130	111130
2	MAGNET USES 8 FLT HD SC	50013	50013
3	8-32 X 1 PH FL HD MS S.S. (screw for magnet)	40718	40718
4	MAGNET SPACER	68115	68115
5	HEX NUT #8-32 ESLOK	74146	74146
6	DOOR CATCH BRACKET	83050	83050
7	OLD MAID PAN	61150	61150
8	SCREW #8-32X3/8 PAN HD PH	74141	74141
9	DRAWER BASE (slide out tray)	111107	111123
10	DRAWER WELDMENT	111108	111124
11	DRAWER HANDLE	87420	87420
12	10-24 X 1/2 PH TRUSS M/S (screw for handle)	42826	42826
13	PAN ASSEMBLY (holds Topping Bag)		111127
14	PAN BASE		111129
15	HEX NUT #8-32 STAINLESS		89129
16	#10 FLAT WASHER ST. STL		12178



## Cabinet and Base – Parts List

2242-00-000 (001, 002, 003, and 004) Models WITHOUT a Topping Dispenser.

2242-00-010 (011, 012, 013, and 014) Models WITH a Topping Dispenser.

Item	Part Description	Part Number	
		2242-00-000 (001, 002, 003, 004)	2242-00-010 (011, 012, 013, 014)
1	LIGHT BLANK PANEL	111130	111130
2	MAGNET USES 8 FLT HD SC	50013	50013
3	8-32 X 1 PH FL HD MS S.S. (screw for magnet)	40718	40718
4	MAGNET SPACER	68115	68115
5	HEX NUT #8-32 ESLOK	74146	74146
6	DOOR CATCH BRACKET	83050	83050
7	OLD MAID PAN	61150	61150
8	SCREW #8-32X3/8 PAN HD PH	74141	74141
9	DRAWER BASE (slide out tray)	111107	111123
10	DRAWER WELDMENT	111108	111124
11	DRAWER HANDLE	87420	87420
12	10-24 X 1/2 PH TRUSS M/S (screw for handle)	42826	42826
13	PAN ASSEMBLY (holds Topping Bag)		111127
14	PAN BASE		111129
15	HEX NUT #8-32 STAINLESS		89129
16	#10 FLAT WASHER ST. STL		12178



## Cabinet and Base – Parts List

2242-00-000 (001, 002, 003, and 004) Models WITHOUT a Topping Dispenser.

2242-00-010 (011, 012, 013, and 014) Models WITH a Topping Dispenser.

Item	Part Description	Part Number	
		2242-00-000 (001, 002, 003, 004)	2242-00-010 (011, 012, 013, 014)
1	LIGHT BLANK PANEL	111130	111130
2	MAGNET USES 8 FLT HD SC	50013	50013
3	8-32 X 1 PH FL HD MS S.S. (screw for magnet)	40718	40718
4	MAGNET SPACER	68115	68115
5	HEX NUT #8-32 ESLOK	74146	74146
6	DOOR CATCH BRACKET	83050	83050
7	OLD MAID PAN	61150	61150
8	SCREW #8-32X3/8 PAN HD PH	74141	74141
9	DRAWER BASE (slide out tray)	111107	111123
10	DRAWER WELDMENT	111108	111124
11	DRAWER HANDLE	87420	87420
12	10-24 X 1/2 PH TRUSS M/S (screw for handle)	42826	42826
13	PAN ASSEMBLY (holds Topping Bag)		111127
14	PAN BASE		111129
15	HEX NUT #8-32 STAINLESS		89129
16	#10 FLAT WASHER ST. STL		12178



## Cabinet and Base – Parts List

2242-00-000 (001, 002, 003, and 004) Models WITHOUT a Topping Dispenser.

2242-00-010 (011, 012, 013, and 014) Models WITH a Topping Dispenser.

Item	Part Description	Part Number	
		2242-00-000 (001, 002, 003, 004)	2242-00-010 (011, 012, 013, 014)
1	LIGHT BLANK PANEL	111130	111130
2	MAGNET USES 8 FLT HD SC	50013	50013
3	8-32 X 1 PH FL HD MS S.S. (screw for magnet)	40718	40718
4	MAGNET SPACER	68115	68115
5	HEX NUT #8-32 ESLOK	74146	74146
6	DOOR CATCH BRACKET	83050	83050
7	OLD MAID PAN	61150	61150
8	SCREW #8-32X3/8 PAN HD PH	74141	74141
9	DRAWER BASE (slide out tray)	111107	111123
10	DRAWER WELDMENT	111108	111124
11	DRAWER HANDLE	87420	87420
12	10-24 X 1/2 PH TRUSS M/S (screw for handle)	42826	42826
13	PAN ASSEMBLY (holds Topping Bag)		111127
14	PAN BASE		111129
15	HEX NUT #8-32 STAINLESS		89129
16	#10 FLAT WASHER ST. STL		12178



## Cabinet and Base – Parts List

2242-00-000 (001, 002, 003, and 004) Models WITHOUT a Topping Dispenser.

2242-00-010 (011, 012, 013, and 014) Models WITH a Topping Dispenser.

Item	Part Description	Part Number	
		2242-00-000 (001, 002, 003, 004)	2242-00-010 (011, 012, 013, 014)
1	LIGHT BLANK PANEL	111130	111130
2	MAGNET USES 8 FLT HD SC	50013	50013
3	8-32 X 1 PH FL HD MS S.S. (screw for magnet)	40718	40718
4	MAGNET SPACER	68115	68115
5	HEX NUT #8-32 ESLOK	74146	74146
6	DOOR CATCH BRACKET	83050	83050
7	OLD MAID PAN	61150	61150
8	SCREW #8-32X3/8 PAN HD PH	74141	74141
9	DRAWER BASE (slide out tray)	111107	111123
10	DRAWER WELDMENT	111108	111124
11	DRAWER HANDLE	87420	87420
12	10-24 X 1/2 PH TRUSS M/S (screw for handle)	42826	42826
13	PAN ASSEMBLY (holds Topping Bag)		111127
14	PAN BASE		111129
15	HEX NUT #8-32 STAINLESS		89129
16	#10 FLAT WASHER ST. STL		12178



## Cabinet and Base – Parts List

2242-00-000 (001, 002, 003, and 004) Models WITHOUT a Topping Dispenser.

2242-00-010 (011, 012, 013, and 014) Models WITH a Topping Dispenser.

Item	Part Description	Part Number	
		2242-00-000 (001, 002, 003, 004)	2242-00-010 (011, 012, 013, 014)
1	LIGHT BLANK PANEL	111130	111130
2	MAGNET USES 8 FLT HD SC	50013	50013
3	8-32 X 1 PH FL HD MS S.S. (screw for magnet)	40718	40718
4	MAGNET SPACER	68115	68115
5	HEX NUT #8-32 ESLOK	74146	74146
6	DOOR CATCH BRACKET	83050	83050
7	OLD MAID PAN	61150	61150
8	SCREW #8-32X3/8 PAN HD PH	74141	74141
9	DRAWER BASE (slide out tray)	111107	111123
10	DRAWER WELDMENT	111108	111124
11	DRAWER HANDLE	87420	87420
12	10-24 X 1/2 PH TRUSS M/S (screw for handle)	42826	42826
13	PAN ASSEMBLY (holds Topping Bag)		111127
14	PAN BASE		111129
15	HEX NUT #8-32 STAINLESS		89129
16	#10 FLAT WASHER ST. STL		12178



## Cabinet and Base – Parts List

2242-00-000 (001, 002, 003, and 004) Models WITHOUT a Topping Dispenser.

2242-00-010 (011, 012, 013, and 014) Models WITH a Topping Dispenser.

Item	Part Description	Part Number	
		2242-00-000 (001, 002, 003, 004)	2242-00-010 (011, 012, 013, 014)
1	LIGHT BLANK PANEL	111130	111130
2	MAGNET USES 8 FLT HD SC	50013	50013
3	8-32 X 1 PH FL HD MS S.S. (screw for magnet)	40718	40718
4	MAGNET SPACER	68115	68115
5	HEX NUT #8-32 ESLOK	74146	74146
6	DOOR CATCH BRACKET	83050	83050
7	OLD MAID PAN	61150	61150
8	SCREW #8-32X3/8 PAN HD PH	74141	74141
9	DRAWER BASE (slide out tray)	111107	111123
10	DRAWER WELDMENT	111108	111124
11	DRAWER HANDLE	87420	87420
12	10-24 X 1/2 PH TRUSS M/S (screw for handle)	42826	42826
13	PAN ASSEMBLY (holds Topping Bag)		111127
14	PAN BASE		111129
15	HEX NUT #8-32 STAINLESS		89129
16	#10 FLAT WASHER ST. STL		12178



## Cabinet and Base – Parts List

2242-00-000 (001, 002, 003, and 004) Models WITHOUT a Topping Dispenser.

2242-00-010 (011, 012, 013, and 014) Models WITH a Topping Dispenser.

Item	Part Description	Part Number	
		2242-00-000 (001, 002, 003, 004)	2242-00-010 (011, 012, 013, 014)
1	LIGHT BLANK PANEL	111130	111130
2	MAGNET USES 8 FLT HD SC	50013	50013
3	8-32 X 1 PH FL HD MS S.S. (screw for magnet)	40718	40718
4	MAGNET SPACER	68115	68115
5	HEX NUT #8-32 ESLOK	74146	74146
6	DOOR CATCH BRACKET	83050	83050
7	OLD MAID PAN	61150	61150
8	SCREW #8-32X3/8 PAN HD PH	74141	74141
9	DRAWER BASE (slide out tray)	111107	111123
10	DRAWER WELDMENT	111108	111124
11	DRAWER HANDLE	87420	87420
12	10-24 X 1/2 PH TRUSS M/S (screw for handle)	42826	42826
13	PAN ASSEMBLY (holds Topping Bag)		111127
14	PAN BASE		111129
15	HEX NUT #8-32 STAINLESS		89129
16	#10 FLAT WASHER ST. STL		12178



## Cabinet and Base – Parts List

2242-00-000 (001, 002, 003, and 004) Models WITHOUT a Topping Dispenser.

2242-00-010 (011, 012, 013, and 014) Models WITH a Topping Dispenser.

Item	Part Description	Part Number	
		2242-00-000 (001, 002, 003, 004)	2242-00-010 (011, 012, 013, 014)
1	LIGHT BLANK PANEL	111130	111130
2	MAGNET USES 8 FLT HD SC	50013	50013
3	8-32 X 1 PH FL HD MS S.S. (screw for magnet)	40718	40718
4	MAGNET SPACER	68115	68115
5	HEX NUT #8-32 ESLOK	74146	74146
6	DOOR CATCH BRACKET	83050	83050
7	OLD MAID PAN	61150	61150
8	SCREW #8-32X3/8 PAN HD PH	74141	74141
9	DRAWER BASE (slide out tray)	111107	111123
10	DRAWER WELDMENT	111108	111124
11	DRAWER HANDLE	87420	87420
12	10-24 X 1/2 PH TRUSS M/S (screw for handle)	42826	42826
13	PAN ASSEMBLY (holds Topping Bag)		111127
14	PAN BASE		111129
15	HEX NUT #8-32 STAINLESS		89129
16	#10 FLAT WASHER ST. STL		12178



## Cabinet and Base – Parts List

2242-00-000 (001, 002, 003, and 004) Models WITHOUT a Topping Dispenser.

2242-00-010 (011, 012, 013, and 014) Models WITH a Topping Dispenser.

Item	Part Description	Part Number	
		2242-00-000 (001, 002, 003, 004)	2242-00-010 (011, 012, 013, 014)
1	LIGHT BLANK PANEL	111130	111130
2	MAGNET USES 8 FLT HD SC	50013	50013
3	8-32 X 1 PH FL HD MS S.S. (screw for magnet)	40718	40718
4	MAGNET SPACER	68115	68115
5	HEX NUT #8-32 ESLOK	74146	74146
6	DOOR CATCH BRACKET	83050	83050
7	OLD MAID PAN	61150	61150
8	SCREW #8-32X3/8 PAN HD PH	74141	74141
9	DRAWER BASE (slide out tray)	111107	111123
10	DRAWER WELDMENT	111108	111124
11	DRAWER HANDLE	87420	87420
12	10-24 X 1/2 PH TRUSS M/S (screw for handle)	42826	42826
13	PAN ASSEMBLY (holds Topping Bag)		111127
14	PAN BASE		111129
15	HEX NUT #8-32 STAINLESS		89129
16	#10 FLAT WASHER ST. STL		12178



## Cabinet and Base – Parts List

2242-00-000 (001, 002, 003, and 004) Models WITHOUT a Topping Dispenser.

2242-00-010 (011, 012, 013, and 014) Models WITH a Topping Dispenser.

Item	Part Description	Part Number	
		2242-00-000 (001, 002, 003, 004)	2242-00-010 (011, 012, 013, 014)
1	LIGHT BLANK PANEL	111130	111130
2	MAGNET USES 8 FLT HD SC	50013	50013
3	8-32 X 1 PH FL HD MS S.S. (screw for magnet)	40718	40718
4	MAGNET SPACER	68115	68115
5	HEX NUT #8-32 ESLOK	74146	74146
6	DOOR CATCH BRACKET	83050	83050
7	OLD MAID PAN	61150	61150
8	SCREW #8-32X3/8 PAN HD PH	74141	74141
9	DRAWER BASE (slide out tray)	111107	111123
10	DRAWER WELDMENT	111108	111124
11	DRAWER HANDLE	87420	87420
12	10-24 X 1/2 PH TRUSS M/S (screw for handle)	42826	42826
13	PAN ASSEMBLY (holds Topping Bag)		111127
14	PAN BASE		111129
15	HEX NUT #8-32 STAINLESS		89129
16	#10 FLAT WASHER ST. STL		12178



## Cabinet and Base – Parts List

2242-00-000 (001, 002, 003, and 004) Models WITHOUT a Topping Dispenser.

2242-00-010 (011, 012, 013, and 014) Models WITH a Topping Dispenser.

Item	Part Description	Part Number	
		2242-00-000 (001, 002, 003, 004)	2242-00-010 (011, 012, 013, 014)
1	LIGHT BLANK PANEL	111130	111130
2	MAGNET USES 8 FLT HD SC	50013	50013
3	8-32 X 1 PH FL HD MS S.S. (screw for magnet)	40718	40718
4	MAGNET SPACER	68115	68115
5	HEX NUT #8-32 ESLOK	74146	74146
6	DOOR CATCH BRACKET	83050	83050
7	OLD MAID PAN	61150	61150
8	SCREW #8-32X3/8 PAN HD PH	74141	74141
9	DRAWER BASE (slide out tray)	111107	111123
10	DRAWER WELDMENT	111108	111124
11	DRAWER HANDLE	87420	87420
12	10-24 X 1/2 PH TRUSS M/S (screw for handle)	42826	42826
13	PAN ASSEMBLY (holds Topping Bag)		111127
14	PAN BASE		111129
15	HEX NUT #8-32 STAINLESS		89129
16	#10 FLAT WASHER ST. STL		12178



## Cabinet and Base – Parts List

2242-00-000 (001, 002, 003, and 004) Models WITHOUT a Topping Dispenser.

2242-00-010 (011, 012, 013, and 014) Models WITH a Topping Dispenser.

Item	Part Description	Part Number	
		2242-00-000 (001, 002, 003, 004)	2242-00-010 (011, 012, 013, 014)
1	LIGHT BLANK PANEL	111130	111130
2	MAGNET USES 8 FLT HD SC	50013	50013
3	8-32 X 1 PH FL HD MS S.S. (screw for magnet)	40718	40718
4	MAGNET SPACER	68115	68115
5	HEX NUT #8-32 ESLOK	74146	74146
6	DOOR CATCH BRACKET	83050	83050
7	OLD MAID PAN	61150	61150
8	SCREW #8-32X3/8 PAN HD PH	74141	74141
9	DRAWER BASE (slide out tray)	111107	111123
10	DRAWER WELDMENT	111108	111124
11	DRAWER HANDLE	87420	87420
12	10-24 X 1/2 PH TRUSS M/S (screw for handle)	42826	42826
13	PAN ASSEMBLY (holds Topping Bag)		111127
14	PAN BASE		111129
15	HEX NUT #8-32 STAINLESS		89129
16	#10 FLAT WASHER ST. STL		12178



## Cabinet and Base – Parts List

2242-00-000 (001, 002, 003, and 004) Models WITHOUT a Topping Dispenser.

2242-00-010 (011, 012, 013, and 014) Models WITH a Topping Dispenser.

Item	Part Description	Part Number	
		2242-00-000 (001, 002, 003, 004)	2242-00-010 (011, 012, 013, 014)
1	LIGHT BLANK PANEL	111130	111130
2	MAGNET USES 8 FLT HD SC	50013	50013
3	8-32 X 1 PH FL HD MS S.S. (screw for magnet)	40718	40718
4	MAGNET SPACER	68115	68115
5	HEX NUT #8-32 ESLOK	74146	74146
6	DOOR CATCH BRACKET	83050	83050
7	OLD MAID PAN	61150	61150
8	SCREW #8-32X3/8 PAN HD PH	74141	74141
9	DRAWER BASE (slide out tray)	111107	111123
10	DRAWER WELDMENT	111108	111124
11	DRAWER HANDLE	87420	87420
12	10-24 X 1/2 PH TRUSS M/S (screw for handle)	42826	42826
13	PAN ASSEMBLY (holds Topping Bag)		111127
14	PAN BASE		111129
15	HEX NUT #8-32 STAINLESS		89129
16	#10 FLAT WASHER ST. STL		12178



## Cabinet and Base – Parts List

2242-00-000 (001, 002, 003, and 004) Models WITHOUT a Topping Dispenser.

2242-00-010 (011, 012, 013, and 014) Models WITH a Topping Dispenser.

Item	Part Description	Part Number	
		2242-00-000 (001, 002, 003, 004)	2242-00-010 (011, 012, 013, 014)
1	LIGHT BLANK PANEL	111130	111130
2	MAGNET USES 8 FLT HD SC	50013	50013
3	8-32 X 1 PH FL HD MS S.S. (screw for magnet)	40718	40718
4	MAGNET SPACER	68115	68115
5	HEX NUT #8-32 ESLOK	74146	74146
6	DOOR CATCH BRACKET	83050	83050
7	OLD MAID PAN	61150	61150
8	SCREW #8-32X3/8 PAN HD PH	74141	74141
9	DRAWER BASE (slide out tray)	111107	111123
10	DRAWER WELDMENT	111108	111124
11	DRAWER HANDLE	87420	87420
12	10-24 X 1/2 PH TRUSS M/S (screw for handle)	42826	42826
13	PAN ASSEMBLY (holds Topping Bag)		111127
14	PAN BASE		111129
15	HEX NUT #8-32 STAINLESS		89129
16	#10 FLAT WASHER ST. STL		12178



## Cabinet and Base – Parts List

2242-00-000 (001, 002, 003, and 004) Models WITHOUT a Topping Dispenser.

2242-00-010 (011, 012, 013, and 014) Models WITH a Topping Dispenser.

Item	Part Description	Part Number	
		2242-00-000 (001, 002, 003, 004)	2242-00-010 (011, 012, 013, 014)
1	LIGHT BLANK PANEL	111130	111130
2	MAGNET USES 8 FLT HD SC	50013	50013
3	8-32 X 1 PH FL HD MS S.S. (screw for magnet)	40718	40718
4	MAGNET SPACER	68115	68115
5	HEX NUT #8-32 ESLOK	74146	74146
6	DOOR CATCH BRACKET	83050	83050
7	OLD MAID PAN	61150	61150
8	SCREW #8-32X3/8 PAN HD PH	74141	74141
9	DRAWER BASE (slide out tray)	111107	111123
10	DRAWER WELDMENT	111108	111124
11	DRAWER HANDLE	87420	87420
12	10-24 X 1/2 PH TRUSS M/S (screw for handle)	42826	42826
13	PAN ASSEMBLY (holds Topping Bag)		111127
14	PAN BASE		111129
15	HEX NUT #8-32 STAINLESS		89129
16	#10 FLAT WASHER ST. STL		12178



## Cabinet Base Interior and Drawer Slides - Parts List

Item	Part Description	Part No.
		2422 Series
1	DRAWER SLIDE PAIR (contains RH and LH slide)	<a href="#">63773</a>
2	1/4-20 X 5/8 FLAT HEAD	<a href="#">67947</a>
3	1/4-20 SERRATED LOCK NUT	<a href="#">46311</a>
4	CABLE CLAMP	<a href="#">87219</a>
5	STRAIN RELIEF T&B #3302	<a href="#">89045</a>
6	OUTLET COVER	<a href="#">111099</a>
7	SCREW #8-32X3/8 PAN HD PH	<a href="#">74141</a>
8	BRACKET WELD., RET. CORD	<a href="#">111047</a>
9	RETRACTABLE POWER CORD	<a href="#">111100</a>
10	BUSHING, SNAP 1.500 IN	<a href="#">74621</a>
11	OUTLET COVER	<a href="#">111271</a>
12	STRAIN RELIEF T&B #3303	<a href="#">89017</a>



## Cabinet Base Interior and Drawer Slides - Parts List

Item	Part Description	Part No.
		2422 Series
1	DRAWER SLIDE PAIR (contains RH and LH slide)	<a href="#">63773</a>
2	1/4-20 X 5/8 FLAT HEAD	<a href="#">67947</a>
3	1/4-20 SERRATED LOCK NUT	<a href="#">46311</a>
4	CABLE CLAMP	<a href="#">87219</a>
5	STRAIN RELIEF T&B #3302	<a href="#">89045</a>
6	OUTLET COVER	<a href="#">111099</a>
7	SCREW #8-32X3/8 PAN HD PH	<a href="#">74141</a>
8	BRACKET WELD., RET. CORD	<a href="#">111047</a>
9	RETRACTABLE POWER CORD	<a href="#">111100</a>
10	BUSHING, SNAP 1.500 IN	<a href="#">74621</a>
11	OUTLET COVER	<a href="#">111271</a>
12	STRAIN RELIEF T&B #3303	<a href="#">89017</a>



## Cabinet Base Interior and Drawer Slides - Parts List

Item	Part Description	Part No.
		2422 Series
1	DRAWER SLIDE PAIR (contains RH and LH slide)	<a href="#">63773</a>
2	1/4-20 X 5/8 FLAT HEAD	<a href="#">67947</a>
3	1/4-20 SERRATED LOCK NUT	<a href="#">46311</a>
4	CABLE CLAMP	<a href="#">87219</a>
5	STRAIN RELIEF T&B #3302	<a href="#">89045</a>
6	OUTLET COVER	<a href="#">111099</a>
7	SCREW #8-32X3/8 PAN HD PH	<a href="#">74141</a>
8	BRACKET WELD., RET. CORD	<a href="#">111047</a>
9	RETRACTABLE POWER CORD	<a href="#">111100</a>
10	BUSHING, SNAP 1.500 IN	<a href="#">74621</a>
11	OUTLET COVER	<a href="#">111271</a>
12	STRAIN RELIEF T&B #3303	<a href="#">89017</a>



## Cabinet Base Interior and Drawer Slides - Parts List

Item	Part Description	Part No.
		2422 Series
1	DRAWER SLIDE PAIR (contains RH and LH slide)	<a href="#">63773</a>
2	1/4-20 X 5/8 FLAT HEAD	<a href="#">67947</a>
3	1/4-20 SERRATED LOCK NUT	<a href="#">46311</a>
4	CABLE CLAMP	<a href="#">87219</a>
5	STRAIN RELIEF T&B #3302	<a href="#">89045</a>
6	OUTLET COVER	<a href="#">111099</a>
7	SCREW #8-32X3/8 PAN HD PH	<a href="#">74141</a>
8	BRACKET WELD., RET. CORD	<a href="#">111047</a>
9	RETRACTABLE POWER CORD	<a href="#">111100</a>
10	BUSHING, SNAP 1.500 IN	<a href="#">74621</a>
11	OUTLET COVER	<a href="#">111271</a>
12	STRAIN RELIEF T&B #3303	<a href="#">89017</a>



## Cabinet Base Interior and Drawer Slides - Parts List

Item	Part Description	Part No.
		2422 Series
1	DRAWER SLIDE PAIR (contains RH and LH slide)	<a href="#">63773</a>
2	1/4-20 X 5/8 FLAT HEAD	<a href="#">67947</a>
3	1/4-20 SERRATED LOCK NUT	<a href="#">46311</a>
4	CABLE CLAMP	<a href="#">87219</a>
5	STRAIN RELIEF T&B #3302	<a href="#">89045</a>
6	OUTLET COVER	<a href="#">111099</a>
7	SCREW #8-32X3/8 PAN HD PH	<a href="#">74141</a>
8	BRACKET WELD., RET. CORD	<a href="#">111047</a>
9	RETRACTABLE POWER CORD	<a href="#">111100</a>
10	BUSHING, SNAP 1.500 IN	<a href="#">74621</a>
11	OUTLET COVER	<a href="#">111271</a>
12	STRAIN RELIEF T&B #3303	<a href="#">89017</a>



## Cabinet Base Interior and Drawer Slides - Parts List

Item	Part Description	Part No.
		2422 Series
1	DRAWER SLIDE PAIR (contains RH and LH slide)	<a href="#">63773</a>
2	1/4-20 X 5/8 FLAT HEAD	<a href="#">67947</a>
3	1/4-20 SERRATED LOCK NUT	<a href="#">46311</a>
4	CABLE CLAMP	<a href="#">87219</a>
5	STRAIN RELIEF T&B #3302	<a href="#">89045</a>
6	OUTLET COVER	<a href="#">111099</a>
7	SCREW #8-32X3/8 PAN HD PH	<a href="#">74141</a>
8	BRACKET WELD., RET. CORD	<a href="#">111047</a>
9	RETRACTABLE POWER CORD	<a href="#">111100</a>
10	BUSHING, SNAP 1.500 IN	<a href="#">74621</a>
11	OUTLET COVER	<a href="#">111271</a>
12	STRAIN RELIEF T&B #3303	<a href="#">89017</a>



## Cabinet Base Interior and Drawer Slides - Parts List

Item	Part Description	Part No.
		2422 Series
1	DRAWER SLIDE PAIR (contains RH and LH slide)	<a href="#">63773</a>
2	1/4-20 X 5/8 FLAT HEAD	<a href="#">67947</a>
3	1/4-20 SERRATED LOCK NUT	<a href="#">46311</a>
4	CABLE CLAMP	<a href="#">87219</a>
5	STRAIN RELIEF T&B #3302	<a href="#">89045</a>
6	OUTLET COVER	<a href="#">111099</a>
7	SCREW #8-32X3/8 PAN HD PH	<a href="#">74141</a>
8	BRACKET WELD., RET. CORD	<a href="#">111047</a>
9	RETRACTABLE POWER CORD	<a href="#">111100</a>
10	BUSHING, SNAP 1.500 IN	<a href="#">74621</a>
11	OUTLET COVER	<a href="#">111271</a>
12	STRAIN RELIEF T&B #3303	<a href="#">89017</a>



## Cabinet Base Interior and Drawer Slides - Parts List

Item	Part Description	Part No.
		2422 Series
1	DRAWER SLIDE PAIR (contains RH and LH slide)	<a href="#">63773</a>
2	1/4-20 X 5/8 FLAT HEAD	<a href="#">67947</a>
3	1/4-20 SERRATED LOCK NUT	<a href="#">46311</a>
4	CABLE CLAMP	<a href="#">87219</a>
5	STRAIN RELIEF T&B #3302	<a href="#">89045</a>
6	OUTLET COVER	<a href="#">111099</a>
7	SCREW #8-32X3/8 PAN HD PH	<a href="#">74141</a>
8	BRACKET WELD., RET. CORD	<a href="#">111047</a>
9	RETRACTABLE POWER CORD	<a href="#">111100</a>
10	BUSHING, SNAP 1.500 IN	<a href="#">74621</a>
11	OUTLET COVER	<a href="#">111271</a>
12	STRAIN RELIEF T&B #3303	<a href="#">89017</a>



## Cabinet Base Interior and Drawer Slides - Parts List

Item	Part Description	Part No.
		2422 Series
1	DRAWER SLIDE PAIR (contains RH and LH slide)	<a href="#">63773</a>
2	1/4-20 X 5/8 FLAT HEAD	<a href="#">67947</a>
3	1/4-20 SERRATED LOCK NUT	<a href="#">46311</a>
4	CABLE CLAMP	<a href="#">87219</a>
5	STRAIN RELIEF T&B #3302	<a href="#">89045</a>
6	OUTLET COVER	<a href="#">111099</a>
7	SCREW #8-32X3/8 PAN HD PH	<a href="#">74141</a>
8	BRACKET WELD., RET. CORD	<a href="#">111047</a>
9	RETRACTABLE POWER CORD	<a href="#">111100</a>
10	BUSHING, SNAP 1.500 IN	<a href="#">74621</a>
11	OUTLET COVER	<a href="#">111271</a>
12	STRAIN RELIEF T&B #3303	<a href="#">89017</a>



## Cabinet Base Interior and Drawer Slides - Parts List

Item	Part Description	Part No.
		2422 Series
1	DRAWER SLIDE PAIR (contains RH and LH slide)	<a href="#">63773</a>
2	1/4-20 X 5/8 FLAT HEAD	<a href="#">67947</a>
3	1/4-20 SERRATED LOCK NUT	<a href="#">46311</a>
4	CABLE CLAMP	<a href="#">87219</a>
5	STRAIN RELIEF T&B #3302	<a href="#">89045</a>
6	OUTLET COVER	<a href="#">111099</a>
7	SCREW #8-32X3/8 PAN HD PH	<a href="#">74141</a>
8	BRACKET WELD., RET. CORD	<a href="#">111047</a>
9	RETRACTABLE POWER CORD	<a href="#">111100</a>
10	BUSHING, SNAP 1.500 IN	<a href="#">74621</a>
11	OUTLET COVER	<a href="#">111271</a>
12	STRAIN RELIEF T&B #3303	<a href="#">89017</a>



## Cabinet Base Interior and Drawer Slides - Parts List

Item	Part Description	Part No.
		2422 Series
1	DRAWER SLIDE PAIR (contains RH and LH slide)	<a href="#">63773</a>
2	1/4-20 X 5/8 FLAT HEAD	<a href="#">67947</a>
3	1/4-20 SERRATED LOCK NUT	<a href="#">46311</a>
4	CABLE CLAMP	<a href="#">87219</a>
5	STRAIN RELIEF T&B #3302	<a href="#">89045</a>
6	OUTLET COVER	<a href="#">111099</a>
7	SCREW #8-32X3/8 PAN HD PH	<a href="#">74141</a>
8	BRACKET WELD., RET. CORD	<a href="#">111047</a>
9	RETRACTABLE POWER CORD	<a href="#">111100</a>
10	BUSHING, SNAP 1.500 IN	<a href="#">74621</a>
11	OUTLET COVER	<a href="#">111271</a>
12	STRAIN RELIEF T&B #3303	<a href="#">89017</a>



## Cabinet Base Interior and Drawer Slides - Parts List

Item	Part Description	Part No.
		2422 Series
1	DRAWER SLIDE PAIR (contains RH and LH slide)	<a href="#">63773</a>
2	1/4-20 X 5/8 FLAT HEAD	<a href="#">67947</a>
3	1/4-20 SERRATED LOCK NUT	<a href="#">46311</a>
4	CABLE CLAMP	<a href="#">87219</a>
5	STRAIN RELIEF T&B #3302	<a href="#">89045</a>
6	OUTLET COVER	<a href="#">111099</a>
7	SCREW #8-32X3/8 PAN HD PH	<a href="#">74141</a>
8	BRACKET WELD., RET. CORD	<a href="#">111047</a>
9	RETRACTABLE POWER CORD	<a href="#">111100</a>
10	BUSHING, SNAP 1.500 IN	<a href="#">74621</a>
11	OUTLET COVER	<a href="#">111271</a>
12	STRAIN RELIEF T&B #3303	<a href="#">89017</a>



## Topping Dispenser (if equipped) – Parts List

Item	Part Description	Part No.
		2242 Series
1	NO DRIP SPOUT	38566
2	DISPENSER TUBE	111116
3	DRIP PAN INSERT	69201
4	DRIP PAN	69148
5	DISPENSER INTERIOR PANEL	111117
6	16W FOIL HEAT ELEMENT	17898
7	DISPENSER REAR PANEL	111114
8	DISPENSER TUBE CLAMP	111254
9	DISPENSER BODY	111113
10	PUSH BUTTON	111140
11	FUSE HOLDER	74636
12	1 AMP FUSE	79341
13	PUMP BOX	111120
14	CONNECTOR CONDUIT FLEX	47373
15	SS FLEX CONDUIT 1/2 ID (requires 0.250 FT)	82107
16	FUSE LABEL, 1 AMP	111274
17	PUMP COVER	111121
18	SCREW #8-32X3/8 PAN HD PH	74141
19	UNIVERSAL BAG CONNECTOR	79100G
20	FOOD TUBING (replacement tubing is sold by the foot)	91375
21	GROMMET (5/16 ID)	69159
22	PUMP BRACKET	69157
23	B.I.B. BUTTER PUMP	79888
24	GROMMET (13/32 ID)	69158
25	HOSE CLAMP 7/16" - 1/2"	67843



## Topping Dispenser (if equipped) – Parts List

Item	Part Description	Part No.
		2242 Series
1	NO DRIP SPOUT	38566
2	DISPENSER TUBE	111116
3	DRIP PAN INSERT	69201
4	DRIP PAN	69148
5	DISPENSER INTERIOR PANEL	111117
6	16W FOIL HEAT ELEMENT	17898
7	DISPENSER REAR PANEL	111114
8	DISPENSER TUBE CLAMP	111254
9	DISPENSER BODY	111113
10	PUSH BUTTON	111140
11	FUSE HOLDER	74636
12	1 AMP FUSE	79341
13	PUMP BOX	111120
14	CONNECTOR CONDUIT FLEX	47373
15	SS FLEX CONDUIT 1/2 ID (requires 0.250 FT)	82107
16	FUSE LABEL, 1 AMP	111274
17	PUMP COVER	111121
18	SCREW #8-32X3/8 PAN HD PH	74141
19	UNIVERSAL BAG CONNECTOR	79100G
20	FOOD TUBING (replacement tubing is sold by the foot)	91375
21	GROMMET (5/16 ID)	69159
22	PUMP BRACKET	69157
23	B.I.B. BUTTER PUMP	79888
24	GROMMET (13/32 ID)	69158
25	HOSE CLAMP 7/16" - 1/2"	67843



## Topping Dispenser (if equipped) – Parts List

Item	Part Description	Part No.
		2242 Series
1	NO DRIP SPOUT	38566
2	DISPENSER TUBE	111116
3	DRIP PAN INSERT	69201
4	DRIP PAN	69148
5	DISPENSER INTERIOR PANEL	111117
6	16W FOIL HEAT ELEMENT	17898
7	DISPENSER REAR PANEL	111114
8	DISPENSER TUBE CLAMP	111254
9	DISPENSER BODY	111113
10	PUSH BUTTON	111140
11	FUSE HOLDER	74636
12	1 AMP FUSE	79341
13	PUMP BOX	111120
14	CONNECTOR CONDUIT FLEX	47373
15	SS FLEX CONDUIT 1/2 ID (requires 0.250 FT)	82107
16	FUSE LABEL, 1 AMP	111274
17	PUMP COVER	111121
18	SCREW #8-32X3/8 PAN HD PH	74141
19	UNIVERSAL BAG CONNECTOR	79100G
20	FOOD TUBING (replacement tubing is sold by the foot)	91375
21	GROMMET (5/16 ID)	69159
22	PUMP BRACKET	69157
23	B.I.B. BUTTER PUMP	79888
24	GROMMET (13/32 ID)	69158
25	HOSE CLAMP 7/16" - 1/2"	67843



## Topping Dispenser (if equipped) – Parts List

Item	Part Description	Part No.
		2242 Series
1	NO DRIP SPOUT	38566
2	DISPENSER TUBE	111116
3	DRIP PAN INSERT	69201
4	DRIP PAN	69148
5	DISPENSER INTERIOR PANEL	111117
6	16W FOIL HEAT ELEMENT	17898
7	DISPENSER REAR PANEL	111114
8	DISPENSER TUBE CLAMP	111254
9	DISPENSER BODY	111113
10	PUSH BUTTON	111140
11	FUSE HOLDER	74636
12	1 AMP FUSE	79341
13	PUMP BOX	111120
14	CONNECTOR CONDUIT FLEX	47373
15	SS FLEX CONDUIT 1/2 ID (requires 0.250 FT)	82107
16	FUSE LABEL, 1 AMP	111274
17	PUMP COVER	111121
18	SCREW #8-32X3/8 PAN HD PH	74141
19	UNIVERSAL BAG CONNECTOR	79100G
20	FOOD TUBING (replacement tubing is sold by the foot)	91375
21	GROMMET (5/16 ID)	69159
22	PUMP BRACKET	69157
23	B.I.B. BUTTER PUMP	79888
24	GROMMET (13/32 ID)	69158
25	HOSE CLAMP 7/16" - 1/2"	67843



## Topping Dispenser (if equipped) – Parts List

Item	Part Description	Part No.
		2242 Series
1	NO DRIP SPOUT	38566
2	DISPENSER TUBE	111116
3	DRIP PAN INSERT	69201
4	DRIP PAN	69148
5	DISPENSER INTERIOR PANEL	111117
6	16W FOIL HEAT ELEMENT	17898
7	DISPENSER REAR PANEL	111114
8	DISPENSER TUBE CLAMP	111254
9	DISPENSER BODY	111113
10	PUSH BUTTON	111140
11	FUSE HOLDER	74636
12	1 AMP FUSE	79341
13	PUMP BOX	111120
14	CONNECTOR CONDUIT FLEX	47373
15	SS FLEX CONDUIT 1/2 ID (requires 0.250 FT)	82107
16	FUSE LABEL, 1 AMP	111274
17	PUMP COVER	111121
18	SCREW #8-32X3/8 PAN HD PH	74141
19	UNIVERSAL BAG CONNECTOR	79100G
20	FOOD TUBING (replacement tubing is sold by the foot)	91375
21	GROMMET (5/16 ID)	69159
22	PUMP BRACKET	69157
23	B.I.B. BUTTER PUMP	79888
24	GROMMET (13/32 ID)	69158
25	HOSE CLAMP 7/16" - 1/2"	67843



## Topping Dispenser (if equipped) – Parts List

Item	Part Description	Part No.
		2242 Series
1	NO DRIP SPOUT	38566
2	DISPENSER TUBE	111116
3	DRIP PAN INSERT	69201
4	DRIP PAN	69148
5	DISPENSER INTERIOR PANEL	111117
6	16W FOIL HEAT ELEMENT	17898
7	DISPENSER REAR PANEL	111114
8	DISPENSER TUBE CLAMP	111254
9	DISPENSER BODY	111113
10	PUSH BUTTON	111140
11	FUSE HOLDER	74636
12	1 AMP FUSE	79341
13	PUMP BOX	111120
14	CONNECTOR CONDUIT FLEX	47373
15	SS FLEX CONDUIT 1/2 ID (requires 0.250 FT)	82107
16	FUSE LABEL, 1 AMP	111274
17	PUMP COVER	111121
18	SCREW #8-32X3/8 PAN HD PH	74141
19	UNIVERSAL BAG CONNECTOR	79100G
20	FOOD TUBING (replacement tubing is sold by the foot)	91375
21	GROMMET (5/16 ID)	69159
22	PUMP BRACKET	69157
23	B.I.B. BUTTER PUMP	79888
24	GROMMET (13/32 ID)	69158
25	HOSE CLAMP 7/16" - 1/2"	67843



## Topping Dispenser (if equipped) – Parts List

Item	Part Description	Part No.
		2242 Series
1	NO DRIP SPOUT	38566
2	DISPENSER TUBE	111116
3	DRIP PAN INSERT	69201
4	DRIP PAN	69148
5	DISPENSER INTERIOR PANEL	111117
6	16W FOIL HEAT ELEMENT	17898
7	DISPENSER REAR PANEL	111114
8	DISPENSER TUBE CLAMP	111254
9	DISPENSER BODY	111113
10	PUSH BUTTON	111140
11	FUSE HOLDER	74636
12	1 AMP FUSE	79341
13	PUMP BOX	111120
14	CONNECTOR CONDUIT FLEX	47373
15	SS FLEX CONDUIT 1/2 ID (requires 0.250 FT)	82107
16	FUSE LABEL, 1 AMP	111274
17	PUMP COVER	111121
18	SCREW #8-32X3/8 PAN HD PH	74141
19	UNIVERSAL BAG CONNECTOR	79100G
20	FOOD TUBING (replacement tubing is sold by the foot)	91375
21	GROMMET (5/16 ID)	69159
22	PUMP BRACKET	69157
23	B.I.B. BUTTER PUMP	79888
24	GROMMET (13/32 ID)	69158
25	HOSE CLAMP 7/16" - 1/2"	67843



## Topping Dispenser (if equipped) – Parts List

Item	Part Description	Part No.
		2242 Series
1	NO DRIP SPOUT	38566
2	DISPENSER TUBE	111116
3	DRIP PAN INSERT	69201
4	DRIP PAN	69148
5	DISPENSER INTERIOR PANEL	111117
6	16W FOIL HEAT ELEMENT	17898
7	DISPENSER REAR PANEL	111114
8	DISPENSER TUBE CLAMP	111254
9	DISPENSER BODY	111113
10	PUSH BUTTON	111140
11	FUSE HOLDER	74636
12	1 AMP FUSE	79341
13	PUMP BOX	111120
14	CONNECTOR CONDUIT FLEX	47373
15	SS FLEX CONDUIT 1/2 ID (requires 0.250 FT)	82107
16	FUSE LABEL, 1 AMP	111274
17	PUMP COVER	111121
18	SCREW #8-32X3/8 PAN HD PH	74141
19	UNIVERSAL BAG CONNECTOR	79100G
20	FOOD TUBING (replacement tubing is sold by the foot)	91375
21	GROMMET (5/16 ID)	69159
22	PUMP BRACKET	69157
23	B.I.B. BUTTER PUMP	79888
24	GROMMET (13/32 ID)	69158
25	HOSE CLAMP 7/16" - 1/2"	67843



## Topping Dispenser (if equipped) – Parts List

Item	Part Description	Part No.
		2242 Series
1	NO DRIP SPOUT	38566
2	DISPENSER TUBE	111116
3	DRIP PAN INSERT	69201
4	DRIP PAN	69148
5	DISPENSER INTERIOR PANEL	111117
6	16W FOIL HEAT ELEMENT	17898
7	DISPENSER REAR PANEL	111114
8	DISPENSER TUBE CLAMP	111254
9	DISPENSER BODY	111113
10	PUSH BUTTON	111140
11	FUSE HOLDER	74636
12	1 AMP FUSE	79341
13	PUMP BOX	111120
14	CONNECTOR CONDUIT FLEX	47373
15	SS FLEX CONDUIT 1/2 ID (requires 0.250 FT)	82107
16	FUSE LABEL, 1 AMP	111274
17	PUMP COVER	111121
18	SCREW #8-32X3/8 PAN HD PH	74141
19	UNIVERSAL BAG CONNECTOR	79100G
20	FOOD TUBING (replacement tubing is sold by the foot)	91375
21	GROMMET (5/16 ID)	69159
22	PUMP BRACKET	69157
23	B.I.B. BUTTER PUMP	79888
24	GROMMET (13/32 ID)	69158
25	HOSE CLAMP 7/16" - 1/2"	67843



## Topping Dispenser (if equipped) – Parts List

Item	Part Description	Part No.
		2242 Series
1	NO DRIP SPOUT	38566
2	DISPENSER TUBE	111116
3	DRIP PAN INSERT	69201
4	DRIP PAN	69148
5	DISPENSER INTERIOR PANEL	111117
6	16W FOIL HEAT ELEMENT	17898
7	DISPENSER REAR PANEL	111114
8	DISPENSER TUBE CLAMP	111254
9	DISPENSER BODY	111113
10	PUSH BUTTON	111140
11	FUSE HOLDER	74636
12	1 AMP FUSE	79341
13	PUMP BOX	111120
14	CONNECTOR CONDUIT FLEX	47373
15	SS FLEX CONDUIT 1/2 ID (requires 0.250 FT)	82107
16	FUSE LABEL, 1 AMP	111274
17	PUMP COVER	111121
18	SCREW #8-32X3/8 PAN HD PH	74141
19	UNIVERSAL BAG CONNECTOR	79100G
20	FOOD TUBING (replacement tubing is sold by the foot)	91375
21	GROMMET (5/16 ID)	69159
22	PUMP BRACKET	69157
23	B.I.B. BUTTER PUMP	79888
24	GROMMET (13/32 ID)	69158
25	HOSE CLAMP 7/16" - 1/2"	67843



## Topping Dispenser (if equipped) – Parts List

Item	Part Description	Part No.
		2242 Series
1	NO DRIP SPOUT	38566
2	DISPENSER TUBE	111116
3	DRIP PAN INSERT	69201
4	DRIP PAN	69148
5	DISPENSER INTERIOR PANEL	111117
6	16W FOIL HEAT ELEMENT	17898
7	DISPENSER REAR PANEL	111114
8	DISPENSER TUBE CLAMP	111254
9	DISPENSER BODY	111113
10	PUSH BUTTON	111140
11	FUSE HOLDER	74636
12	1 AMP FUSE	79341
13	PUMP BOX	111120
14	CONNECTOR CONDUIT FLEX	47373
15	SS FLEX CONDUIT 1/2 ID (requires 0.250 FT)	82107
16	FUSE LABEL, 1 AMP	111274
17	PUMP COVER	111121
18	SCREW #8-32X3/8 PAN HD PH	74141
19	UNIVERSAL BAG CONNECTOR	79100G
20	FOOD TUBING (replacement tubing is sold by the foot)	91375
21	GROMMET (5/16 ID)	69159
22	PUMP BRACKET	69157
23	B.I.B. BUTTER PUMP	79888
24	GROMMET (13/32 ID)	69158
25	HOSE CLAMP 7/16" - 1/2"	67843



## Topping Dispenser (if equipped) – Parts List

Item	Part Description	Part No.
		2242 Series
1	NO DRIP SPOUT	38566
2	DISPENSER TUBE	111116
3	DRIP PAN INSERT	69201
4	DRIP PAN	69148
5	DISPENSER INTERIOR PANEL	111117
6	16W FOIL HEAT ELEMENT	17898
7	DISPENSER REAR PANEL	111114
8	DISPENSER TUBE CLAMP	111254
9	DISPENSER BODY	111113
10	PUSH BUTTON	111140
11	FUSE HOLDER	74636
12	1 AMP FUSE	79341
13	PUMP BOX	111120
14	CONNECTOR CONDUIT FLEX	47373
15	SS FLEX CONDUIT 1/2 ID (requires 0.250 FT)	82107
16	FUSE LABEL, 1 AMP	111274
17	PUMP COVER	111121
18	SCREW #8-32X3/8 PAN HD PH	74141
19	UNIVERSAL BAG CONNECTOR	79100G
20	FOOD TUBING (replacement tubing is sold by the foot)	91375
21	GROMMET (5/16 ID)	69159
22	PUMP BRACKET	69157
23	B.I.B. BUTTER PUMP	79888
24	GROMMET (13/32 ID)	69158
25	HOSE CLAMP 7/16" - 1/2"	67843



## Topping Dispenser (if equipped) – Parts List

Item	Part Description	Part No.
		2242 Series
1	NO DRIP SPOUT	38566
2	DISPENSER TUBE	111116
3	DRIP PAN INSERT	69201
4	DRIP PAN	69148
5	DISPENSER INTERIOR PANEL	111117
6	16W FOIL HEAT ELEMENT	17898
7	DISPENSER REAR PANEL	111114
8	DISPENSER TUBE CLAMP	111254
9	DISPENSER BODY	111113
10	PUSH BUTTON	111140
11	FUSE HOLDER	74636
12	1 AMP FUSE	79341
13	PUMP BOX	111120
14	CONNECTOR CONDUIT FLEX	47373
15	SS FLEX CONDUIT 1/2 ID (requires 0.250 FT)	82107
16	FUSE LABEL, 1 AMP	111274
17	PUMP COVER	111121
18	SCREW #8-32X3/8 PAN HD PH	74141
19	UNIVERSAL BAG CONNECTOR	79100G
20	FOOD TUBING (replacement tubing is sold by the foot)	91375
21	GROMMET (5/16 ID)	69159
22	PUMP BRACKET	69157
23	B.I.B. BUTTER PUMP	79888
24	GROMMET (13/32 ID)	69158
25	HOSE CLAMP 7/16" - 1/2"	67843



## Topping Dispenser (if equipped) – Parts List

Item	Part Description	Part No.
		2242 Series
1	NO DRIP SPOUT	38566
2	DISPENSER TUBE	111116
3	DRIP PAN INSERT	69201
4	DRIP PAN	69148
5	DISPENSER INTERIOR PANEL	111117
6	16W FOIL HEAT ELEMENT	17898
7	DISPENSER REAR PANEL	111114
8	DISPENSER TUBE CLAMP	111254
9	DISPENSER BODY	111113
10	PUSH BUTTON	111140
11	FUSE HOLDER	74636
12	1 AMP FUSE	79341
13	PUMP BOX	111120
14	CONNECTOR CONDUIT FLEX	47373
15	SS FLEX CONDUIT 1/2 ID (requires 0.250 FT)	82107
16	FUSE LABEL, 1 AMP	111274
17	PUMP COVER	111121
18	SCREW #8-32X3/8 PAN HD PH	74141
19	UNIVERSAL BAG CONNECTOR	79100G
20	FOOD TUBING (replacement tubing is sold by the foot)	91375
21	GROMMET (5/16 ID)	69159
22	PUMP BRACKET	69157
23	B.I.B. BUTTER PUMP	79888
24	GROMMET (13/32 ID)	69158
25	HOSE CLAMP 7/16" - 1/2"	67843



## Topping Dispenser (if equipped) – Parts List

Item	Part Description	Part No.
		2242 Series
1	NO DRIP SPOUT	38566
2	DISPENSER TUBE	111116
3	DRIP PAN INSERT	69201
4	DRIP PAN	69148
5	DISPENSER INTERIOR PANEL	111117
6	16W FOIL HEAT ELEMENT	17898
7	DISPENSER REAR PANEL	111114
8	DISPENSER TUBE CLAMP	111254
9	DISPENSER BODY	111113
10	PUSH BUTTON	111140
11	FUSE HOLDER	74636
12	1 AMP FUSE	79341
13	PUMP BOX	111120
14	CONNECTOR CONDUIT FLEX	47373
15	SS FLEX CONDUIT 1/2 ID (requires 0.250 FT)	82107
16	FUSE LABEL, 1 AMP	111274
17	PUMP COVER	111121
18	SCREW #8-32X3/8 PAN HD PH	74141
19	UNIVERSAL BAG CONNECTOR	79100G
20	FOOD TUBING (replacement tubing is sold by the foot)	91375
21	GROMMET (5/16 ID)	69159
22	PUMP BRACKET	69157
23	B.I.B. BUTTER PUMP	79888
24	GROMMET (13/32 ID)	69158
25	HOSE CLAMP 7/16" - 1/2"	67843



## Topping Dispenser (if equipped) – Parts List

Item	Part Description	Part No.
		2242 Series
1	NO DRIP SPOUT	38566
2	DISPENSER TUBE	111116
3	DRIP PAN INSERT	69201
4	DRIP PAN	69148
5	DISPENSER INTERIOR PANEL	111117
6	16W FOIL HEAT ELEMENT	17898
7	DISPENSER REAR PANEL	111114
8	DISPENSER TUBE CLAMP	111254
9	DISPENSER BODY	111113
10	PUSH BUTTON	111140
11	FUSE HOLDER	74636
12	1 AMP FUSE	79341
13	PUMP BOX	111120
14	CONNECTOR CONDUIT FLEX	47373
15	SS FLEX CONDUIT 1/2 ID (requires 0.250 FT)	82107
16	FUSE LABEL, 1 AMP	111274
17	PUMP COVER	111121
18	SCREW #8-32X3/8 PAN HD PH	74141
19	UNIVERSAL BAG CONNECTOR	79100G
20	FOOD TUBING (replacement tubing is sold by the foot)	91375
21	GROMMET (5/16 ID)	69159
22	PUMP BRACKET	69157
23	B.I.B. BUTTER PUMP	79888
24	GROMMET (13/32 ID)	69158
25	HOSE CLAMP 7/16" - 1/2"	67843



## Topping Dispenser (if equipped) – Parts List

Item	Part Description	Part No.
		2242 Series
1	NO DRIP SPOUT	38566
2	DISPENSER TUBE	111116
3	DRIP PAN INSERT	69201
4	DRIP PAN	69148
5	DISPENSER INTERIOR PANEL	111117
6	16W FOIL HEAT ELEMENT	17898
7	DISPENSER REAR PANEL	111114
8	DISPENSER TUBE CLAMP	111254
9	DISPENSER BODY	111113
10	PUSH BUTTON	111140
11	FUSE HOLDER	74636
12	1 AMP FUSE	79341
13	PUMP BOX	111120
14	CONNECTOR CONDUIT FLEX	47373
15	SS FLEX CONDUIT 1/2 ID (requires 0.250 FT)	82107
16	FUSE LABEL, 1 AMP	111274
17	PUMP COVER	111121
18	SCREW #8-32X3/8 PAN HD PH	74141
19	UNIVERSAL BAG CONNECTOR	79100G
20	FOOD TUBING (replacement tubing is sold by the foot)	91375
21	GROMMET (5/16 ID)	69159
22	PUMP BRACKET	69157
23	B.I.B. BUTTER PUMP	79888
24	GROMMET (13/32 ID)	69158
25	HOSE CLAMP 7/16" - 1/2"	67843



## Topping Dispenser (if equipped) – Parts List

Item	Part Description	Part No.
		2242 Series
1	NO DRIP SPOUT	38566
2	DISPENSER TUBE	111116
3	DRIP PAN INSERT	69201
4	DRIP PAN	69148
5	DISPENSER INTERIOR PANEL	111117
6	16W FOIL HEAT ELEMENT	17898
7	DISPENSER REAR PANEL	111114
8	DISPENSER TUBE CLAMP	111254
9	DISPENSER BODY	111113
10	PUSH BUTTON	111140
11	FUSE HOLDER	74636
12	1 AMP FUSE	79341
13	PUMP BOX	111120
14	CONNECTOR CONDUIT FLEX	47373
15	SS FLEX CONDUIT 1/2 ID (requires 0.250 FT)	82107
16	FUSE LABEL, 1 AMP	111274
17	PUMP COVER	111121
18	SCREW #8-32X3/8 PAN HD PH	74141
19	UNIVERSAL BAG CONNECTOR	79100G
20	FOOD TUBING (replacement tubing is sold by the foot)	91375
21	GROMMET (5/16 ID)	69159
22	PUMP BRACKET	69157
23	B.I.B. BUTTER PUMP	79888
24	GROMMET (13/32 ID)	69158
25	HOSE CLAMP 7/16" - 1/2"	67843



## Topping Dispenser (if equipped) – Parts List

Item	Part Description	Part No.
		2242 Series
1	NO DRIP SPOUT	38566
2	DISPENSER TUBE	111116
3	DRIP PAN INSERT	69201
4	DRIP PAN	69148
5	DISPENSER INTERIOR PANEL	111117
6	16W FOIL HEAT ELEMENT	17898
7	DISPENSER REAR PANEL	111114
8	DISPENSER TUBE CLAMP	111254
9	DISPENSER BODY	111113
10	PUSH BUTTON	111140
11	FUSE HOLDER	74636
12	1 AMP FUSE	79341
13	PUMP BOX	111120
14	CONNECTOR CONDUIT FLEX	47373
15	SS FLEX CONDUIT 1/2 ID (requires 0.250 FT)	82107
16	FUSE LABEL, 1 AMP	111274
17	PUMP COVER	111121
18	SCREW #8-32X3/8 PAN HD PH	74141
19	UNIVERSAL BAG CONNECTOR	79100G
20	FOOD TUBING (replacement tubing is sold by the foot)	91375
21	GROMMET (5/16 ID)	69159
22	PUMP BRACKET	69157
23	B.I.B. BUTTER PUMP	79888
24	GROMMET (13/32 ID)	69158
25	HOSE CLAMP 7/16" - 1/2"	67843



## Topping Dispenser (if equipped) – Parts List

Item	Part Description	Part No.
		2242 Series
1	NO DRIP SPOUT	38566
2	DISPENSER TUBE	111116
3	DRIP PAN INSERT	69201
4	DRIP PAN	69148
5	DISPENSER INTERIOR PANEL	111117
6	16W FOIL HEAT ELEMENT	17898
7	DISPENSER REAR PANEL	111114
8	DISPENSER TUBE CLAMP	111254
9	DISPENSER BODY	111113
10	PUSH BUTTON	111140
11	FUSE HOLDER	74636
12	1 AMP FUSE	79341
13	PUMP BOX	111120
14	CONNECTOR CONDUIT FLEX	47373
15	SS FLEX CONDUIT 1/2 ID (requires 0.250 FT)	82107
16	FUSE LABEL, 1 AMP	111274
17	PUMP COVER	111121
18	SCREW #8-32X3/8 PAN HD PH	74141
19	UNIVERSAL BAG CONNECTOR	79100G
20	FOOD TUBING (replacement tubing is sold by the foot)	91375
21	GROMMET (5/16 ID)	69159
22	PUMP BRACKET	69157
23	B.I.B. BUTTER PUMP	79888
24	GROMMET (13/32 ID)	69158
25	HOSE CLAMP 7/16" - 1/2"	67843



## Topping Dispenser (if equipped) – Parts List

Item	Part Description	Part No.
		2242 Series
1	NO DRIP SPOUT	38566
2	DISPENSER TUBE	111116
3	DRIP PAN INSERT	69201
4	DRIP PAN	69148
5	DISPENSER INTERIOR PANEL	111117
6	16W FOIL HEAT ELEMENT	17898
7	DISPENSER REAR PANEL	111114
8	DISPENSER TUBE CLAMP	111254
9	DISPENSER BODY	111113
10	PUSH BUTTON	111140
11	FUSE HOLDER	74636
12	1 AMP FUSE	79341
13	PUMP BOX	111120
14	CONNECTOR CONDUIT FLEX	47373
15	SS FLEX CONDUIT 1/2 ID (requires 0.250 FT)	82107
16	FUSE LABEL, 1 AMP	111274
17	PUMP COVER	111121
18	SCREW #8-32X3/8 PAN HD PH	74141
19	UNIVERSAL BAG CONNECTOR	79100G
20	FOOD TUBING (replacement tubing is sold by the foot)	91375
21	GROMMET (5/16 ID)	69159
22	PUMP BRACKET	69157
23	B.I.B. BUTTER PUMP	79888
24	GROMMET (13/32 ID)	69158
25	HOSE CLAMP 7/16" - 1/2"	67843



## Topping Dispenser (if equipped) – Parts List

Item	Part Description	Part No.
		2242 Series
1	NO DRIP SPOUT	38566
2	DISPENSER TUBE	111116
3	DRIP PAN INSERT	69201
4	DRIP PAN	69148
5	DISPENSER INTERIOR PANEL	111117
6	16W FOIL HEAT ELEMENT	17898
7	DISPENSER REAR PANEL	111114
8	DISPENSER TUBE CLAMP	111254
9	DISPENSER BODY	111113
10	PUSH BUTTON	111140
11	FUSE HOLDER	74636
12	1 AMP FUSE	79341
13	PUMP BOX	111120
14	CONNECTOR CONDUIT FLEX	47373
15	SS FLEX CONDUIT 1/2 ID (requires 0.250 FT)	82107
16	FUSE LABEL, 1 AMP	111274
17	PUMP COVER	111121
18	SCREW #8-32X3/8 PAN HD PH	74141
19	UNIVERSAL BAG CONNECTOR	79100G
20	FOOD TUBING (replacement tubing is sold by the foot)	91375
21	GROMMET (5/16 ID)	69159
22	PUMP BRACKET	69157
23	B.I.B. BUTTER PUMP	79888
24	GROMMET (13/32 ID)	69158
25	HOSE CLAMP 7/16" - 1/2"	67843



## Topping Dispenser (if equipped) – Parts List

Item	Part Description	Part No.
		2242 Series
1	NO DRIP SPOUT	38566
2	DISPENSER TUBE	111116
3	DRIP PAN INSERT	69201
4	DRIP PAN	69148
5	DISPENSER INTERIOR PANEL	111117
6	16W FOIL HEAT ELEMENT	17898
7	DISPENSER REAR PANEL	111114
8	DISPENSER TUBE CLAMP	111254
9	DISPENSER BODY	111113
10	PUSH BUTTON	111140
11	FUSE HOLDER	74636
12	1 AMP FUSE	79341
13	PUMP BOX	111120
14	CONNECTOR CONDUIT FLEX	47373
15	SS FLEX CONDUIT 1/2 ID (requires 0.250 FT)	82107
16	FUSE LABEL, 1 AMP	111274
17	PUMP COVER	111121
18	SCREW #8-32X3/8 PAN HD PH	74141
19	UNIVERSAL BAG CONNECTOR	79100G
20	FOOD TUBING (replacement tubing is sold by the foot)	91375
21	GROMMET (5/16 ID)	69159
22	PUMP BRACKET	69157
23	B.I.B. BUTTER PUMP	79888
24	GROMMET (13/32 ID)	69158
25	HOSE CLAMP 7/16" - 1/2"	67843



## Topping Dispenser (if equipped) – Parts List


Item	Part Description	Part No.
		2242 Series
1	NO DRIP SPOUT	38566
2	DISPENSER TUBE	111116
3	DRIP PAN INSERT	69201
4	DRIP PAN	69148
5	DISPENSER INTERIOR PANEL	111117
6	16W FOIL HEAT ELEMENT	17898
7	DISPENSER REAR PANEL	111114
8	DISPENSER TUBE CLAMP	111254
9	DISPENSER BODY	111113
10	PUSH BUTTON	111140
11	FUSE HOLDER	74636
12	1 AMP FUSE	79341
13	PUMP BOX	111120
14	CONNECTOR CONDUIT FLEX	47373
15	SS FLEX CONDUIT 1/2 ID (requires 0.250 FT)	82107
16	FUSE LABEL, 1 AMP	111274
17	PUMP COVER	111121
18	SCREW #8-32X3/8 PAN HD PH	74141
19	UNIVERSAL BAG CONNECTOR	79100G
20	FOOD TUBING (replacement tubing is sold by the foot)	91375
21	GROMMET (5/16 ID)	69159
22	PUMP BRACKET	69157
23	B.I.B. BUTTER PUMP	79888
24	GROMMET (13/32 ID)	69158
25	HOSE CLAMP 7/16" - 1/2"	67843



## Topping Dispenser (if equipped) – Parts List


Item	Part Description	Part No.
		2242 Series
1	NO DRIP SPOUT	38566
2	DISPENSER TUBE	111116
3	DRIP PAN INSERT	69201
4	DRIP PAN	69148
5	DISPENSER INTERIOR PANEL	111117
6	16W FOIL HEAT ELEMENT	17898
7	DISPENSER REAR PANEL	111114
8	DISPENSER TUBE CLAMP	111254
9	DISPENSER BODY	111113
10	PUSH BUTTON	111140
11	FUSE HOLDER	74636
12	1 AMP FUSE	79341
13	PUMP BOX	111120
14	CONNECTOR CONDUIT FLEX	47373
15	SS FLEX CONDUIT 1/2 ID (requires 0.250 FT)	82107
16	FUSE LABEL, 1 AMP	111274
17	PUMP COVER	111121
18	SCREW #8-32X3/8 PAN HD PH	74141
19	UNIVERSAL BAG CONNECTOR	79100G
20	FOOD TUBING (replacement tubing is sold by the foot)	91375
21	GROMMET (5/16 ID)	69159
22	PUMP BRACKET	69157
23	B.I.B. BUTTER PUMP	79888
24	GROMMET (13/32 ID)	69158
25	HOSE CLAMP 7/16" - 1/2"	67843

## Corn Bin and Corn Bin Lighting




Item	Part Description	Part No.
		2242 Series
1	CORN PAN ASSEMBLY (includes handle)	<a href="#">111098</a>
2	DRAWER HANDLE	<a href="#">87420</a>
3	10-24 X 1/2 PH TRUSS M/S (fastens handle)	<a href="#">42826</a>
4	BUSHING, SNAP .312 IN	<a href="#">75328</a>
5	6-32 X 5/8 PAN PHILLIPS (used to hold LED Strip and Power Supply)	77069
6	LED STRIP WARM WHITE	<a href="#">55442</a>
7	SCREW #8-32X3/8 PAN HD PH (holds cover)	<a href="#">74141</a>
8	LED COVER	<a href="#">63772</a>
9	POWER SUPPLY 24VDC 20W	<a href="#">55394</a>

## Corn Bin and Corn Bin Lighting




Item	Part Description	Part No.
		2242 Series
1	CORN PAN ASSEMBLY (includes handle)	<a href="#">111098</a>
2	DRAWER HANDLE	<a href="#">87420</a>
3	10-24 X 1/2 PH TRUSS M/S (fastens handle)	<a href="#">42826</a>
4	BUSHING, SNAP .312 IN	<a href="#">75328</a>
5	6-32 X 5/8 PAN PHILLIPS (used to hold LED Strip and Power Supply)	77069
6	LED STRIP WARM WHITE	<a href="#">55442</a>
7	SCREW #8-32X3/8 PAN HD PH (holds cover)	<a href="#">74141</a>
8	LED COVER	<a href="#">63772</a>
9	POWER SUPPLY 24VDC 20W	<a href="#">55394</a>

## Corn Bin and Corn Bin Lighting



Item	Part Description	Part No.
		2242 Series
1	CORN PAN ASSEMBLY (includes handle)	<a href="#">111098</a>
2	DRAWER HANDLE	<a href="#">87420</a>
3	10-24 X 1/2 PH TRUSS M/S (fastens handle)	<a href="#">42826</a>
4	BUSHING, SNAP .312 IN	<a href="#">75328</a>
5	6-32 X 5/8 PAN PHILLIPS (used to hold LED Strip and Power Supply)	77069
6	LED STRIP WARM WHITE	<a href="#">55442</a>
7	SCREW #8-32X3/8 PAN HD PH (holds cover)	<a href="#">74141</a>
8	LED COVER	<a href="#">63772</a>
9	POWER SUPPLY 24VDC 20W	<a href="#">55394</a>

## Corn Bin and Corn Bin Lighting




Corn Bin/Corn Pan View

Corn Bin Lighting

Item	Part Description	Part No.
		2242 Series
1	CORN PAN ASSEMBLY (includes handle)	<a href="#">111098</a>
2	DRAWER HANDLE	<a href="#">87420</a>
3	10-24 X 1/2 PH TRUSS M/S (fastens handle)	<a href="#">42826</a>
4	BUSHING, SNAP .312 IN	<a href="#">75328</a>
5	6-32 X 5/8 PAN PHILLIPS (used to hold LED Strip and Power Supply)	77069
6	LED STRIP WARM WHITE	<a href="#">55442</a>
7	SCREW #8-32X3/8 PAN HD PH (holds cover)	<a href="#">74141</a>
8	LED COVER	<a href="#">63772</a>
9	POWER SUPPLY 24VDC 20W	<a href="#">55394</a>

## Corn Bin and Corn Bin Lighting




Corn Bin/Corn Pan View

Corn Bin Lighting

Item	Part Description	Part No.
		2242 Series
1	CORN PAN ASSEMBLY (includes handle)	<a href="#">111098</a>
2	DRAWER HANDLE	<a href="#">87420</a>
3	10-24 X 1/2 PH TRUSS M/S (fastens handle)	<a href="#">42826</a>
4	BUSHING, SNAP .312 IN	<a href="#">75328</a>
5	6-32 X 5/8 PAN PHILLIPS (used to hold LED Strip and Power Supply)	77069
6	LED STRIP WARM WHITE	<a href="#">55442</a>
7	SCREW #8-32X3/8 PAN HD PH (holds cover)	<a href="#">74141</a>
8	LED COVER	<a href="#">63772</a>
9	POWER SUPPLY 24VDC 20W	<a href="#">55394</a>

## Corn Bin and Corn Bin Lighting




Corn Bin/Corn Pan View

Corn Bin Lighting

Item	Part Description	Part No.
		2242 Series
1	CORN PAN ASSEMBLY (includes handle)	<a href="#">111098</a>
2	DRAWER HANDLE	<a href="#">87420</a>
3	10-24 X 1/2 PH TRUSS M/S (fastens handle)	<a href="#">42826</a>
4	BUSHING, SNAP .312 IN	<a href="#">75328</a>
5	6-32 X 5/8 PAN PHILLIPS (used to hold LED Strip and Power Supply)	77069
6	LED STRIP WARM WHITE	<a href="#">55442</a>
7	SCREW #8-32X3/8 PAN HD PH (holds cover)	<a href="#">74141</a>
8	LED COVER	<a href="#">63772</a>
9	POWER SUPPLY 24VDC 20W	<a href="#">55394</a>

## Corn Bin and Corn Bin Lighting




Corn Bin/Corn Pan View

Corn Bin Lighting

Item	Part Description	Part No.
		2242 Series
1	CORN PAN ASSEMBLY (includes handle)	<a href="#">111098</a>
2	DRAWER HANDLE	<a href="#">87420</a>
3	10-24 X 1/2 PH TRUSS M/S (fastens handle)	<a href="#">42826</a>
4	BUSHING, SNAP .312 IN	<a href="#">75328</a>
5	6-32 X 5/8 PAN PHILLIPS (used to hold LED Strip and Power Supply)	77069
6	LED STRIP WARM WHITE	<a href="#">55442</a>
7	SCREW #8-32X3/8 PAN HD PH (holds cover)	<a href="#">74141</a>
8	LED COVER	<a href="#">63772</a>
9	POWER SUPPLY 24VDC 20W	<a href="#">55394</a>

## Corn Bin and Corn Bin Lighting



Item	Part Description	Part No.
		2242 Series
1	CORN PAN ASSEMBLY (includes handle)	<a href="#">111098</a>
2	DRAWER HANDLE	<a href="#">87420</a>
3	10-24 X 1/2 PH TRUSS M/S (fastens handle)	<a href="#">42826</a>
4	BUSHING, SNAP .312 IN	<a href="#">75328</a>
5	6-32 X 5/8 PAN PHILLIPS (used to hold LED Strip and Power Supply)	77069
6	LED STRIP WARM WHITE	<a href="#">55442</a>
7	SCREW #8-32X3/8 PAN HD PH (holds cover)	<a href="#">74141</a>
8	LED COVER	<a href="#">63772</a>
9	POWER SUPPLY 24VDC 20W	<a href="#">55394</a>



## Blower Box Components – Parts List

Item	Part Description	Part No.
		2242 Series
1	BUSHING, SNAP 1.125 IN	82221
2	OUTLET BOX	47245
3	STRAIN RELIEF T&B #3302	89045
4	SINGLE GANG BLANK COVER	111255
5	ELEMENT CHAMBER BODY ASSY	111256
6	SCREW #8-32X3/8 PAN HD PH	74141
7	ELEMENT CHAMBER COVER	111261
8	FILTER AND GUARD ASSY	63707
9	HEATER CLAMP (holds element to Heater Mount)	61133
10	HEATER MOUNT	61134
11	CAGE NUT #10-24 (fastens Heater Mount)	76081
12	10-24 X 5/8 PHIL PAN M/S (fastens Heater Mount)	76000
13	#10 FLAT WASHER ST. STL. (fastens Heater Mount)	12178
14	HEAT ELEMENT 120V,800W	61128
15	THERMOSTAT, 260F CERAMIC	55496
16	THERMOSTAT MOUNTING BRKT	55500
17	U CLIP	55215
18	TINNERMAN NUT 1/4-20 (spacer for blower)	42125
19	BLOWER, 120V	61123



## Blower Box Components – Parts List

Item	Part Description	Part No.
		2242 Series
1	BUSHING, SNAP 1.125 IN	82221
2	OUTLET BOX	47245
3	STRAIN RELIEF T&B #3302	89045
4	SINGLE GANG BLANK COVER	111255
5	ELEMENT CHAMBER BODY ASSY	111256
6	SCREW #8-32X3/8 PAN HD PH	74141
7	ELEMENT CHAMBER COVER	111261
8	FILTER AND GUARD ASSY	63707
9	HEATER CLAMP (holds element to Heater Mount)	61133
10	HEATER MOUNT	61134
11	CAGE NUT #10-24 (fastens Heater Mount)	76081
12	10-24 X 5/8 PHIL PAN M/S (fastens Heater Mount)	76000
13	#10 FLAT WASHER ST. STL. (fastens Heater Mount)	12178
14	HEAT ELEMENT 120V,800W	61128
15	THERMOSTAT, 260F CERAMIC	55496
16	THERMOSTAT MOUNTING BRKT	55500
17	U CLIP	55215
18	TINNERMAN NUT 1/4-20 (spacer for blower)	42125
19	BLOWER, 120V	61123



## Blower Box Components – Parts List

Item	Part Description	Part No.
		2242 Series
1	BUSHING, SNAP 1.125 IN	82221
2	OUTLET BOX	47245
3	STRAIN RELIEF T&B #3302	89045
4	SINGLE GANG BLANK COVER	111255
5	ELEMENT CHAMBER BODY ASSY	111256
6	SCREW #8-32X3/8 PAN HD PH	74141
7	ELEMENT CHAMBER COVER	111261
8	FILTER AND GUARD ASSY	63707
9	HEATER CLAMP (holds element to Heater Mount)	61133
10	HEATER MOUNT	61134
11	CAGE NUT #10-24 (fastens Heater Mount)	76081
12	10-24 X 5/8 PHIL PAN M/S (fastens Heater Mount)	76000
13	#10 FLAT WASHER ST. STL. (fastens Heater Mount)	12178
14	HEAT ELEMENT 120V,800W	61128
15	THERMOSTAT, 260F CERAMIC	55496
16	THERMOSTAT MOUNTING BRKT	55500
17	U CLIP	55215
18	TINNERMAN NUT 1/4-20 (spacer for blower)	42125
19	BLOWER, 120V	61123



## Blower Box Components – Parts List

Item	Part Description	Part No.
		2242 Series
1	BUSHING, SNAP 1.125 IN	82221
2	OUTLET BOX	47245
3	STRAIN RELIEF T&B #3302	89045
4	SINGLE GANG BLANK COVER	111255
5	ELEMENT CHAMBER BODY ASSY	111256
6	SCREW #8-32X3/8 PAN HD PH	74141
7	ELEMENT CHAMBER COVER	111261
8	FILTER AND GUARD ASSY	63707
9	HEATER CLAMP (holds element to Heater Mount)	61133
10	HEATER MOUNT	61134
11	CAGE NUT #10-24 (fastens Heater Mount)	76081
12	10-24 X 5/8 PHIL PAN M/S (fastens Heater Mount)	76000
13	#10 FLAT WASHER ST. STL. (fastens Heater Mount)	12178
14	HEAT ELEMENT 120V,800W	61128
15	THERMOSTAT, 260F CERAMIC	55496
16	THERMOSTAT MOUNTING BRKT	55500
17	U CLIP	55215
18	TINNERMAN NUT 1/4-20 (spacer for blower)	42125
19	BLOWER, 120V	61123



## Blower Box Components – Parts List

Item	Part Description	Part No.
		2242 Series
1	BUSHING, SNAP 1.125 IN	82221
2	OUTLET BOX	47245
3	STRAIN RELIEF T&B #3302	89045
4	SINGLE GANG BLANK COVER	111255
5	ELEMENT CHAMBER BODY ASSY	111256
6	SCREW #8-32X3/8 PAN HD PH	74141
7	ELEMENT CHAMBER COVER	111261
8	FILTER AND GUARD ASSY	63707
9	HEATER CLAMP (holds element to Heater Mount)	61133
10	HEATER MOUNT	61134
11	CAGE NUT #10-24 (fastens Heater Mount)	76081
12	10-24 X 5/8 PHIL PAN M/S (fastens Heater Mount)	76000
13	#10 FLAT WASHER ST. STL. (fastens Heater Mount)	12178
14	HEAT ELEMENT 120V,800W	61128
15	THERMOSTAT, 260F CERAMIC	55496
16	THERMOSTAT MOUNTING BRKT	55500
17	U CLIP	55215
18	TINNERMAN NUT 1/4-20 (spacer for blower)	42125
19	BLOWER, 120V	61123



## Blower Box Components – Parts List

Item	Part Description	Part No.
		2242 Series
1	BUSHING, SNAP 1.125 IN	82221
2	OUTLET BOX	47245
3	STRAIN RELIEF T&B #3302	89045
4	SINGLE GANG BLANK COVER	111255
5	ELEMENT CHAMBER BODY ASSY	111256
6	SCREW #8-32X3/8 PAN HD PH	74141
7	ELEMENT CHAMBER COVER	111261
8	FILTER AND GUARD ASSY	63707
9	HEATER CLAMP (holds element to Heater Mount)	61133
10	HEATER MOUNT	61134
11	CAGE NUT #10-24 (fastens Heater Mount)	76081
12	10-24 X 5/8 PHIL PAN M/S (fastens Heater Mount)	76000
13	#10 FLAT WASHER ST. STL. (fastens Heater Mount)	12178
14	HEAT ELEMENT 120V,800W	61128
15	THERMOSTAT, 260F CERAMIC	55496
16	THERMOSTAT MOUNTING BRKT	55500
17	U CLIP	55215
18	TINNERMAN NUT 1/4-20 (spacer for blower)	42125
19	BLOWER, 120V	61123



## Blower Box Components – Parts List

Item	Part Description	Part No.
		2242 Series
1	BUSHING, SNAP 1.125 IN	82221
2	OUTLET BOX	47245
3	STRAIN RELIEF T&B #3302	89045
4	SINGLE GANG BLANK COVER	111255
5	ELEMENT CHAMBER BODY ASSY	111256
6	SCREW #8-32X3/8 PAN HD PH	74141
7	ELEMENT CHAMBER COVER	111261
8	FILTER AND GUARD ASSY	63707
9	HEATER CLAMP (holds element to Heater Mount)	61133
10	HEATER MOUNT	61134
11	CAGE NUT #10-24 (fastens Heater Mount)	76081
12	10-24 X 5/8 PHIL PAN M/S (fastens Heater Mount)	76000
13	#10 FLAT WASHER ST. STL. (fastens Heater Mount)	12178
14	HEAT ELEMENT 120V,800W	61128
15	THERMOSTAT, 260F CERAMIC	55496
16	THERMOSTAT MOUNTING BRKT	55500
17	U CLIP	55215
18	TINNERMAN NUT 1/4-20 (spacer for blower)	42125
19	BLOWER, 120V	61123



## Blower Box Components – Parts List

Item	Part Description	Part No.
		2242 Series
1	BUSHING, SNAP 1.125 IN	82221
2	OUTLET BOX	47245
3	STRAIN RELIEF T&B #3302	89045
4	SINGLE GANG BLANK COVER	111255
5	ELEMENT CHAMBER BODY ASSY	111256
6	SCREW #8-32X3/8 PAN HD PH	74141
7	ELEMENT CHAMBER COVER	111261
8	FILTER AND GUARD ASSY	63707
9	HEATER CLAMP (holds element to Heater Mount)	61133
10	HEATER MOUNT	61134
11	CAGE NUT #10-24 (fastens Heater Mount)	76081
12	10-24 X 5/8 PHIL PAN M/S (fastens Heater Mount)	76000
13	#10 FLAT WASHER ST. STL. (fastens Heater Mount)	12178
14	HEAT ELEMENT 120V,800W	61128
15	THERMOSTAT, 260F CERAMIC	55496
16	THERMOSTAT MOUNTING BRKT	55500
17	U CLIP	55215
18	TINNERMAN NUT 1/4-20 (spacer for blower)	42125
19	BLOWER, 120V	61123



## Blower Box Components – Parts List

Item	Part Description	Part No.
		2242 Series
1	BUSHING, SNAP 1.125 IN	<a href="#">82221</a>
2	OUTLET BOX	<a href="#">47245</a>
3	STRAIN RELIEF T&B #3302	<a href="#">89045</a>
4	SINGLE GANG BLANK COVER	<a href="#">111255</a>
5	ELEMENT CHAMBER BODY ASSY	<a href="#">111256</a>
6	SCREW #8-32X3/8 PAN HD PH	<a href="#">74141</a>
7	ELEMENT CHAMBER COVER	<a href="#">111261</a>
8	FILTER AND GUARD ASSY	<a href="#">63707</a>
9	HEATER CLAMP (holds element to Heater Mount)	<a href="#">61133</a>
10	HEATER MOUNT	<a href="#">61134</a>
11	CAGE NUT #10-24 (fastens Heater Mount)	<a href="#">76081</a>
12	10-24 X 5/8 PHIL PAN M/S (fastens Heater Mount)	<a href="#">76000</a>
13	#10 FLAT WASHER ST. STL. (fastens Heater Mount)	<a href="#">12178</a>
14	HEAT ELEMENT 120V,800W	<a href="#">61128</a>
15	THERMOSTAT, 260F CERAMIC	<a href="#">55496</a>
16	THERMOSTAT MOUNTING BRKT	<a href="#">55500</a>
17	U CLIP	<a href="#">55215</a>
18	TINNERMAN NUT 1/4-20 (spacer for blower)	<a href="#">42125</a>
19	BLOWER, 120V	<a href="#">61123</a>



## Blower Box Components – Parts List

Item	Part Description	Part No.
		2242 Series
1	BUSHING, SNAP 1.125 IN	82221
2	OUTLET BOX	47245
3	STRAIN RELIEF T&B #3302	89045
4	SINGLE GANG BLANK COVER	111255
5	ELEMENT CHAMBER BODY ASSY	111256
6	SCREW #8-32X3/8 PAN HD PH	74141
7	ELEMENT CHAMBER COVER	111261
8	FILTER AND GUARD ASSY	63707
9	HEATER CLAMP (holds element to Heater Mount)	61133
10	HEATER MOUNT	61134
11	CAGE NUT #10-24 (fastens Heater Mount)	76081
12	10-24 X 5/8 PHIL PAN M/S (fastens Heater Mount)	76000
13	#10 FLAT WASHER ST. STL. (fastens Heater Mount)	12178
14	HEAT ELEMENT 120V,800W	61128
15	THERMOSTAT, 260F CERAMIC	55496
16	THERMOSTAT MOUNTING BRKT	55500
17	U CLIP	55215
18	TINNERMAN NUT 1/4-20 (spacer for blower)	42125
19	BLOWER, 120V	61123



## Blower Box Components – Parts List

Item	Part Description	Part No.
		2242 Series
1	BUSHING, SNAP 1.125 IN	82221
2	OUTLET BOX	47245
3	STRAIN RELIEF T&B #3302	89045
4	SINGLE GANG BLANK COVER	111255
5	ELEMENT CHAMBER BODY ASSY	111256
6	SCREW #8-32X3/8 PAN HD PH	74141
7	ELEMENT CHAMBER COVER	111261
8	FILTER AND GUARD ASSY	63707
9	HEATER CLAMP (holds element to Heater Mount)	61133
10	HEATER MOUNT	61134
11	CAGE NUT #10-24 (fastens Heater Mount)	76081
12	10-24 X 5/8 PHIL PAN M/S (fastens Heater Mount)	76000
13	#10 FLAT WASHER ST. STL. (fastens Heater Mount)	12178
14	HEAT ELEMENT 120V,800W	61128
15	THERMOSTAT, 260F CERAMIC	55496
16	THERMOSTAT MOUNTING BRKT	55500
17	U CLIP	55215
18	TINNERMAN NUT 1/4-20 (spacer for blower)	42125
19	BLOWER, 120V	61123



## Blower Box Components – Parts List

Item	Part Description	Part No.
		2242 Series
1	BUSHING, SNAP 1.125 IN	82221
2	OUTLET BOX	47245
3	STRAIN RELIEF T&B #3302	89045
4	SINGLE GANG BLANK COVER	111255
5	ELEMENT CHAMBER BODY ASSY	111256
6	SCREW #8-32X3/8 PAN HD PH	74141
7	ELEMENT CHAMBER COVER	111261
8	FILTER AND GUARD ASSY	63707
9	HEATER CLAMP (holds element to Heater Mount)	61133
10	HEATER MOUNT	61134
11	CAGE NUT #10-24 (fastens Heater Mount)	76081
12	10-24 X 5/8 PHIL PAN M/S (fastens Heater Mount)	76000
13	#10 FLAT WASHER ST. STL. (fastens Heater Mount)	12178
14	HEAT ELEMENT 120V,800W	61128
15	THERMOSTAT, 260F CERAMIC	55496
16	THERMOSTAT MOUNTING BRKT	55500
17	U CLIP	55215
18	TINNERMAN NUT 1/4-20 (spacer for blower)	42125
19	BLOWER, 120V	61123



## Blower Box Components – Parts List

Item	Part Description	Part No.
		2242 Series
1	BUSHING, SNAP 1.125 IN	82221
2	OUTLET BOX	47245
3	STRAIN RELIEF T&B #3302	89045
4	SINGLE GANG BLANK COVER	111255
5	ELEMENT CHAMBER BODY ASSY	111256
6	SCREW #8-32X3/8 PAN HD PH	74141
7	ELEMENT CHAMBER COVER	111261
8	FILTER AND GUARD ASSY	63707
9	HEATER CLAMP (holds element to Heater Mount)	61133
10	HEATER MOUNT	61134
11	CAGE NUT #10-24 (fastens Heater Mount)	76081
12	10-24 X 5/8 PHIL PAN M/S (fastens Heater Mount)	76000
13	#10 FLAT WASHER ST. STL. (fastens Heater Mount)	12178
14	HEAT ELEMENT 120V,800W	61128
15	THERMOSTAT, 260F CERAMIC	55496
16	THERMOSTAT MOUNTING BRKT	55500
17	U CLIP	55215
18	TINNERMAN NUT 1/4-20 (spacer for blower)	42125
19	BLOWER, 120V	61123



## Blower Box Components – Parts List

Item	Part Description	Part No.
		2242 Series
1	BUSHING, SNAP 1.125 IN	82221
2	OUTLET BOX	47245
3	STRAIN RELIEF T&B #3302	89045
4	SINGLE GANG BLANK COVER	111255
5	ELEMENT CHAMBER BODY ASSY	111256
6	SCREW #8-32X3/8 PAN HD PH	74141
7	ELEMENT CHAMBER COVER	111261
8	FILTER AND GUARD ASSY	63707
9	HEATER CLAMP (holds element to Heater Mount)	61133
10	HEATER MOUNT	61134
11	CAGE NUT #10-24 (fastens Heater Mount)	76081
12	10-24 X 5/8 PHIL PAN M/S (fastens Heater Mount)	76000
13	#10 FLAT WASHER ST. STL. (fastens Heater Mount)	12178
14	HEAT ELEMENT 120V,800W	61128
15	THERMOSTAT, 260F CERAMIC	55496
16	THERMOSTAT MOUNTING BRKT	55500
17	U CLIP	55215
18	TINNERMAN NUT 1/4-20 (spacer for blower)	42125
19	BLOWER, 120V	61123



## Blower Box Components – Parts List

Item	Part Description	Part No.
		2242 Series
1	BUSHING, SNAP 1.125 IN	82221
2	OUTLET BOX	47245
3	STRAIN RELIEF T&B #3302	89045
4	SINGLE GANG BLANK COVER	111255
5	ELEMENT CHAMBER BODY ASSY	111256
6	SCREW #8-32X3/8 PAN HD PH	74141
7	ELEMENT CHAMBER COVER	111261
8	FILTER AND GUARD ASSY	63707
9	HEATER CLAMP (holds element to Heater Mount)	61133
10	HEATER MOUNT	61134
11	CAGE NUT #10-24 (fastens Heater Mount)	76081
12	10-24 X 5/8 PHIL PAN M/S (fastens Heater Mount)	76000
13	#10 FLAT WASHER ST. STL. (fastens Heater Mount)	12178
14	HEAT ELEMENT 120V,800W	61128
15	THERMOSTAT, 260F CERAMIC	55496
16	THERMOSTAT MOUNTING BRKT	55500
17	U CLIP	55215
18	TINNERMAN NUT 1/4-20 (spacer for blower)	42125
19	BLOWER, 120V	61123



## Blower Box Components – Parts List

Item	Part Description	Part No.
		2242 Series
1	BUSHING, SNAP 1.125 IN	82221
2	OUTLET BOX	47245
3	STRAIN RELIEF T&B #3302	89045
4	SINGLE GANG BLANK COVER	111255
5	ELEMENT CHAMBER BODY ASSY	111256
6	SCREW #8-32X3/8 PAN HD PH	74141
7	ELEMENT CHAMBER COVER	111261
8	FILTER AND GUARD ASSY	63707
9	HEATER CLAMP (holds element to Heater Mount)	61133
10	HEATER MOUNT	61134
11	CAGE NUT #10-24 (fastens Heater Mount)	76081
12	10-24 X 5/8 PHIL PAN M/S (fastens Heater Mount)	76000
13	#10 FLAT WASHER ST. STL. (fastens Heater Mount)	12178
14	HEAT ELEMENT 120V,800W	61128
15	THERMOSTAT, 260F CERAMIC	55496
16	THERMOSTAT MOUNTING BRKT	55500
17	U CLIP	55215
18	TINNERMAN NUT 1/4-20 (spacer for blower)	42125
19	BLOWER, 120V	61123



## Blower Box Components – Parts List

Item	Part Description	Part No.
		2242 Series
1	BUSHING, SNAP 1.125 IN	82221
2	OUTLET BOX	47245
3	STRAIN RELIEF T&B #3302	89045
4	SINGLE GANG BLANK COVER	111255
5	ELEMENT CHAMBER BODY ASSY	111256
6	SCREW #8-32X3/8 PAN HD PH	74141
7	ELEMENT CHAMBER COVER	111261
8	FILTER AND GUARD ASSY	63707
9	HEATER CLAMP (holds element to Heater Mount)	61133
10	HEATER MOUNT	61134
11	CAGE NUT #10-24 (fastens Heater Mount)	76081
12	10-24 X 5/8 PHIL PAN M/S (fastens Heater Mount)	76000
13	#10 FLAT WASHER ST. STL. (fastens Heater Mount)	12178
14	HEAT ELEMENT 120V,800W	61128
15	THERMOSTAT, 260F CERAMIC	55496
16	THERMOSTAT MOUNTING BRKT	55500
17	U CLIP	55215
18	TINNERMAN NUT 1/4-20 (spacer for blower)	42125
19	BLOWER, 120V	61123



## Blower Box Components – Parts List

Item	Part Description	Part No.
		2242 Series
1	BUSHING, SNAP 1.125 IN	82221
2	OUTLET BOX	47245
3	STRAIN RELIEF T&B #3302	89045
4	SINGLE GANG BLANK COVER	111255
5	ELEMENT CHAMBER BODY ASSY	111256
6	SCREW #8-32X3/8 PAN HD PH	74141
7	ELEMENT CHAMBER COVER	111261
8	FILTER AND GUARD ASSY	63707
9	HEATER CLAMP (holds element to Heater Mount)	61133
10	HEATER MOUNT	61134
11	CAGE NUT #10-24 (fastens Heater Mount)	76081
12	10-24 X 5/8 PHIL PAN M/S (fastens Heater Mount)	76000
13	#10 FLAT WASHER ST. STL. (fastens Heater Mount)	12178
14	HEAT ELEMENT 120V,800W	61128
15	THERMOSTAT, 260F CERAMIC	55496
16	THERMOSTAT MOUNTING BRKT	55500
17	U CLIP	55215
18	TINNERMAN NUT 1/4-20 (spacer for blower)	42125
19	BLOWER, 120V	61123



## Blower Box Components – Parts List

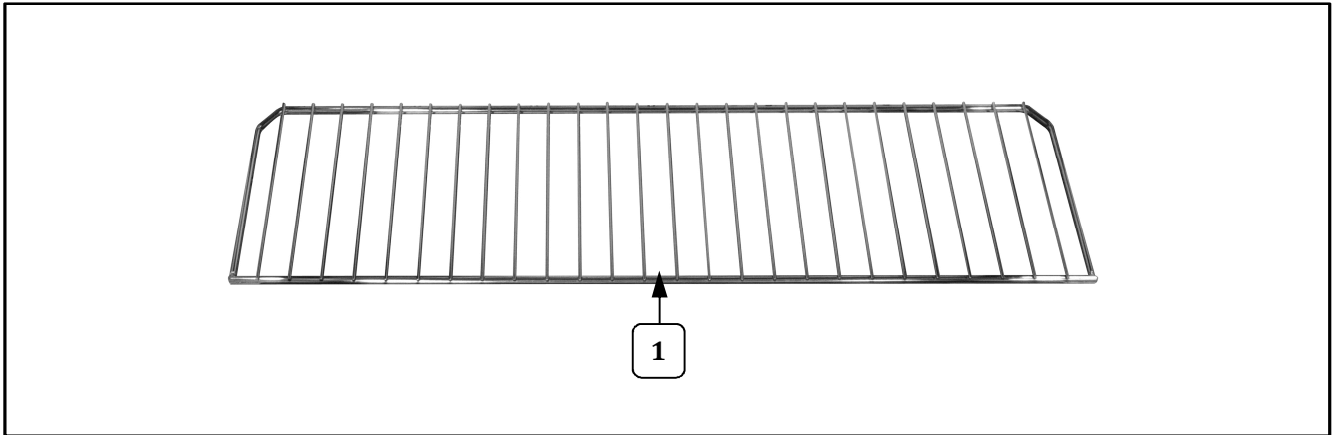
Item	Part Description	Part No.
		2242 Series
1	BUSHING, SNAP 1.125 IN	82221
2	OUTLET BOX	47245
3	STRAIN RELIEF T&B #3302	89045
4	SINGLE GANG BLANK COVER	111255
5	ELEMENT CHAMBER BODY ASSY	111256
6	SCREW #8-32X3/8 PAN HD PH	74141
7	ELEMENT CHAMBER COVER	111261
8	FILTER AND GUARD ASSY	63707
9	HEATER CLAMP (holds element to Heater Mount)	61133
10	HEATER MOUNT	61134
11	CAGE NUT #10-24 (fastens Heater Mount)	76081
12	10-24 X 5/8 PHIL PAN M/S (fastens Heater Mount)	76000
13	#10 FLAT WASHER ST. STL. (fastens Heater Mount)	12178
14	HEAT ELEMENT 120V,800W	61128
15	THERMOSTAT, 260F CERAMIC	55496
16	THERMOSTAT MOUNTING BRKT	55500
17	U CLIP	55215
18	TINNERMAN NUT 1/4-20 (spacer for blower)	42125
19	BLOWER, 120V	61123



## Display Light Options - Parts List

Item	Part Description	Part No.	Part No.
		LED Assembly 111131	LED Neon 111135
1	POPCORN SIGN	<a href="#">111134</a>	
2	LED STRIP COOL WHITE	<a href="#">55379</a>	
3	6-32 X 5/8 PAN PHILLIPS (used to hold LED Strip and Power Supply)	77069	77069
4	POWER SUPPLY 24VDC 20W	<a href="#">55394</a>	
5	BUSHING, SNAP .312 IN	<a href="#">75328</a>	
6	LED FRAME ASSEMBLY	<a href="#">111436</a>	
7	LIGHT COVER	<a href="#">111133</a>	<a href="#">111133</a>
8	SCREW #8-32X3/8 PAN HD PH (4 used to hold Light Cover)	<a href="#">74141</a>	<a href="#">74141</a>
9	LED (NEON) LEXAN PANEL (Clear Plastic Panel)		<a href="#">111137</a>
10	LED POPCORN SIGN		<a href="#">69707</a>
11	LED (NEON) FRAME ASSEMBLY		<a href="#">111437</a>
12	POWER SUPPLY, 12VDC		<a href="#">55231</a>

## Accessories



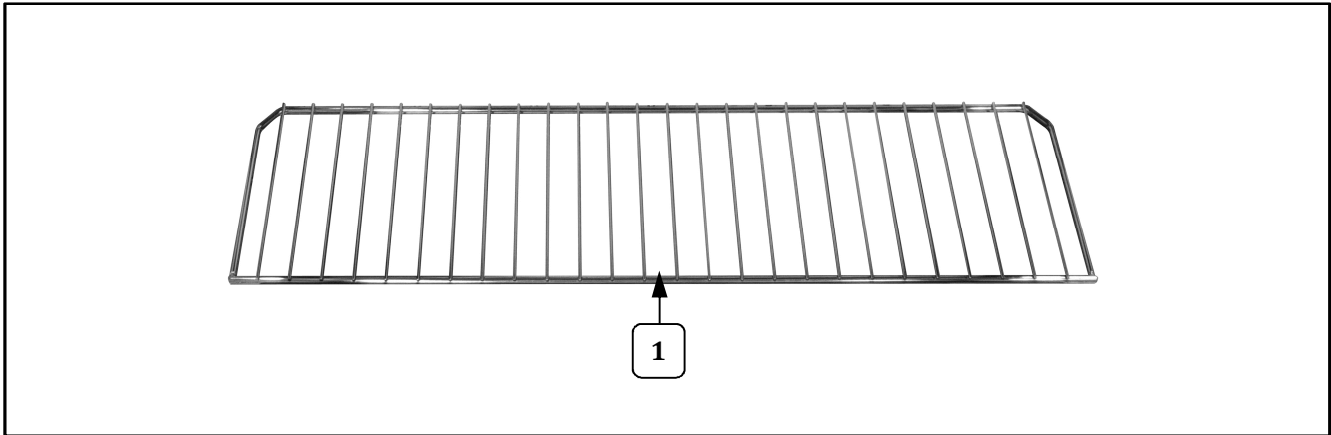
Item	Part Description	Part No.
1	WIRE SHELF	<a href="#">111278</a>



## Display Light Options - Parts List

Item	Part Description	Part No.	Part No.
		LED Assembly 111131	LED Neon 111135
1	POPCORN SIGN	<a href="#">111134</a>	
2	LED STRIP COOL WHITE	<a href="#">55379</a>	
3	6-32 X 5/8 PAN PHILLIPS (used to hold LED Strip and Power Supply)	77069	77069
4	POWER SUPPLY 24VDC 20W	<a href="#">55394</a>	
5	BUSHING, SNAP .312 IN	<a href="#">75328</a>	
6	LED FRAME ASSEMBLY	<a href="#">111436</a>	
7	LIGHT COVER	<a href="#">111133</a>	<a href="#">111133</a>
8	SCREW #8-32X3/8 PAN HD PH (4 used to hold Light Cover)	<a href="#">74141</a>	<a href="#">74141</a>
9	LED (NEON) LEXAN PANEL (Clear Plastic Panel)		<a href="#">111137</a>
10	LED POPCORN SIGN		<a href="#">69707</a>
11	LED (NEON) FRAME ASSEMBLY		<a href="#">111437</a>
12	POWER SUPPLY, 12VDC		<a href="#">55231</a>

## Accessories



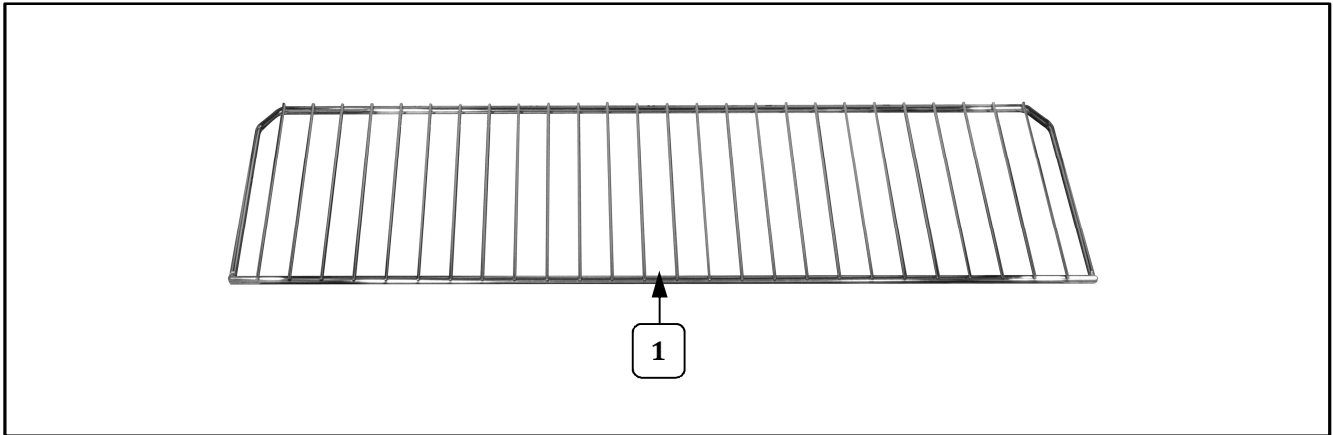
Item	Part Description	Part No.
1	WIRE SHELF	<a href="#">111278</a>



## Display Light Options - Parts List

Item	Part Description	Part No.	Part No.
		LED Assembly 111131	LED Neon 111135
1	POPCORN SIGN	<a href="#">111134</a>	
2	LED STRIP COOL WHITE	<a href="#">55379</a>	
3	6-32 X 5/8 PAN PHILLIPS (used to hold LED Strip and Power Supply)	77069	77069
4	POWER SUPPLY 24VDC 20W	<a href="#">55394</a>	
5	BUSHING, SNAP .312 IN	<a href="#">75328</a>	
6	LED FRAME ASSEMBLY	<a href="#">111436</a>	
7	LIGHT COVER	<a href="#">111133</a>	<a href="#">111133</a>
8	SCREW #8-32X3/8 PAN HD PH (4 used to hold Light Cover)	<a href="#">74141</a>	<a href="#">74141</a>
9	LED (NEON) LEXAN PANEL (Clear Plastic Panel)		<a href="#">111137</a>
10	LED POPCORN SIGN		<a href="#">69707</a>
11	LED (NEON) FRAME ASSEMBLY		<a href="#">111437</a>
12	POWER SUPPLY, 12VDC		<a href="#">55231</a>

## Accessories



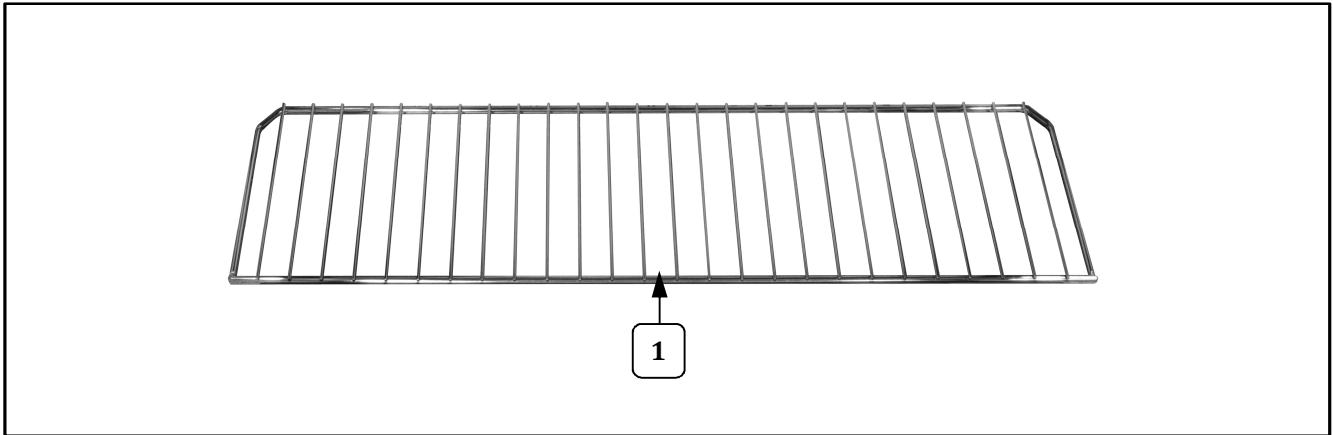
Item	Part Description	Part No.
1	WIRE SHELF	<a href="#">111278</a>



## Display Light Options - Parts List

Item	Part Description	Part No.	Part No.
		LED Assembly 111131	LED Neon 111135
1	POPCORN SIGN	<a href="#">111134</a>	
2	LED STRIP COOL WHITE	<a href="#">55379</a>	
3	6-32 X 5/8 PAN PHILLIPS (used to hold LED Strip and Power Supply)	77069	77069
4	POWER SUPPLY 24VDC 20W	<a href="#">55394</a>	
5	BUSHING, SNAP .312 IN	<a href="#">75328</a>	
6	LED FRAME ASSEMBLY	<a href="#">111436</a>	
7	LIGHT COVER	<a href="#">111133</a>	<a href="#">111133</a>
8	SCREW #8-32X3/8 PAN HD PH (4 used to hold Light Cover)	<a href="#">74141</a>	<a href="#">74141</a>
9	LED (NEON) LEXAN PANEL (Clear Plastic Panel)		<a href="#">111137</a>
10	LED POPCORN SIGN		<a href="#">69707</a>
11	LED (NEON) FRAME ASSEMBLY		<a href="#">111437</a>
12	POWER SUPPLY, 12VDC		<a href="#">55231</a>

## Accessories



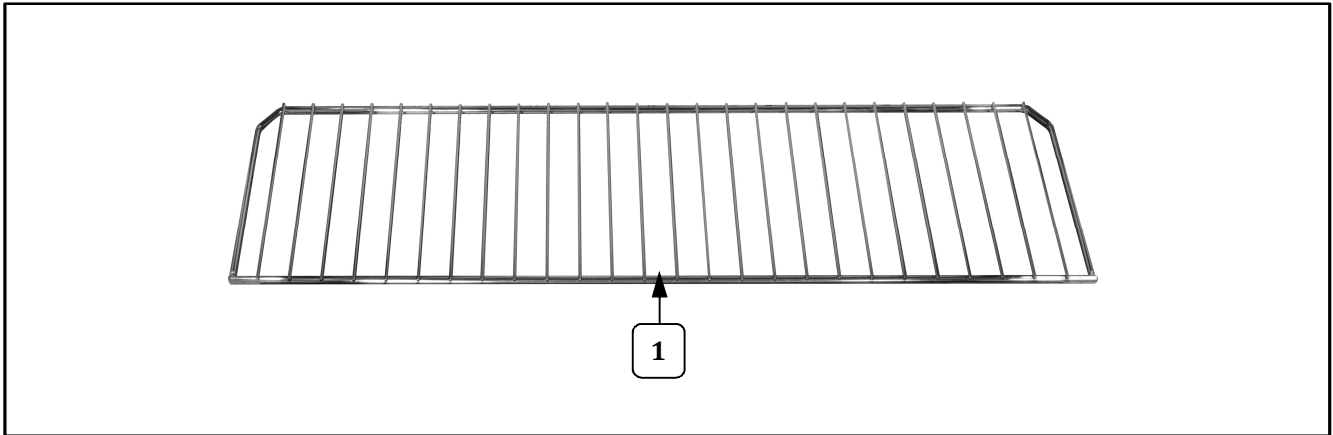
Item	Part Description	Part No.
1	WIRE SHELF	<a href="#">111278</a>



## Display Light Options - Parts List

Item	Part Description	Part No.	Part No.
		LED Assembly 111131	LED Neon 111135
1	POPCORN SIGN	<a href="#">111134</a>	
2	LED STRIP COOL WHITE	<a href="#">55379</a>	
3	6-32 X 5/8 PAN PHILLIPS (used to hold LED Strip and Power Supply)	77069	77069
4	POWER SUPPLY 24VDC 20W	<a href="#">55394</a>	
5	BUSHING, SNAP .312 IN	<a href="#">75328</a>	
6	LED FRAME ASSEMBLY	<a href="#">111436</a>	
7	LIGHT COVER	<a href="#">111133</a>	<a href="#">111133</a>
8	SCREW #8-32X3/8 PAN HD PH (4 used to hold Light Cover)	<a href="#">74141</a>	<a href="#">74141</a>
9	LED (NEON) LEXAN PANEL (Clear Plastic Panel)		<a href="#">111137</a>
10	LED POPCORN SIGN		<a href="#">69707</a>
11	LED (NEON) FRAME ASSEMBLY		<a href="#">111437</a>
12	POWER SUPPLY, 12VDC		<a href="#">55231</a>

## Accessories



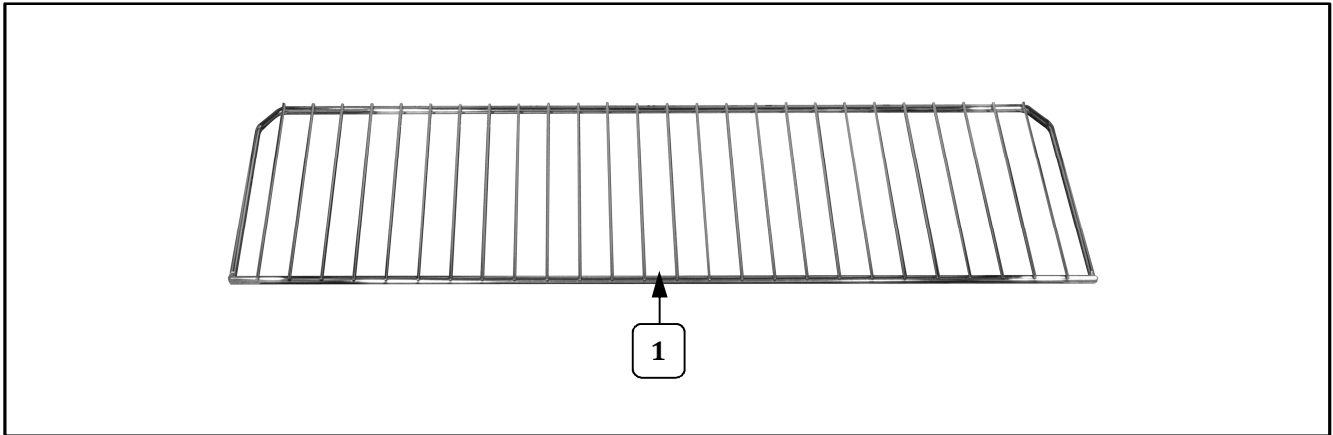
Item	Part Description	Part No.
1	WIRE SHELF	<a href="#">111278</a>



## Display Light Options - Parts List

Item	Part Description	Part No.	Part No.
		LED Assembly 111131	LED Neon 111135
1	POPCORN SIGN	<a href="#">111134</a>	
2	LED STRIP COOL WHITE	<a href="#">55379</a>	
3	6-32 X 5/8 PAN PHILLIPS (used to hold LED Strip and Power Supply)	77069	77069
4	POWER SUPPLY 24VDC 20W	<a href="#">55394</a>	
5	BUSHING, SNAP .312 IN	<a href="#">75328</a>	
6	LED FRAME ASSEMBLY	<a href="#">111436</a>	
7	LIGHT COVER	<a href="#">111133</a>	<a href="#">111133</a>
8	SCREW #8-32X3/8 PAN HD PH (4 used to hold Light Cover)	<a href="#">74141</a>	<a href="#">74141</a>
9	LED (NEON) LEXAN PANEL (Clear Plastic Panel)		<a href="#">111137</a>
10	LED POPCORN SIGN		<a href="#">69707</a>
11	LED (NEON) FRAME ASSEMBLY		<a href="#">111437</a>
12	POWER SUPPLY, 12VDC		<a href="#">55231</a>

## Accessories



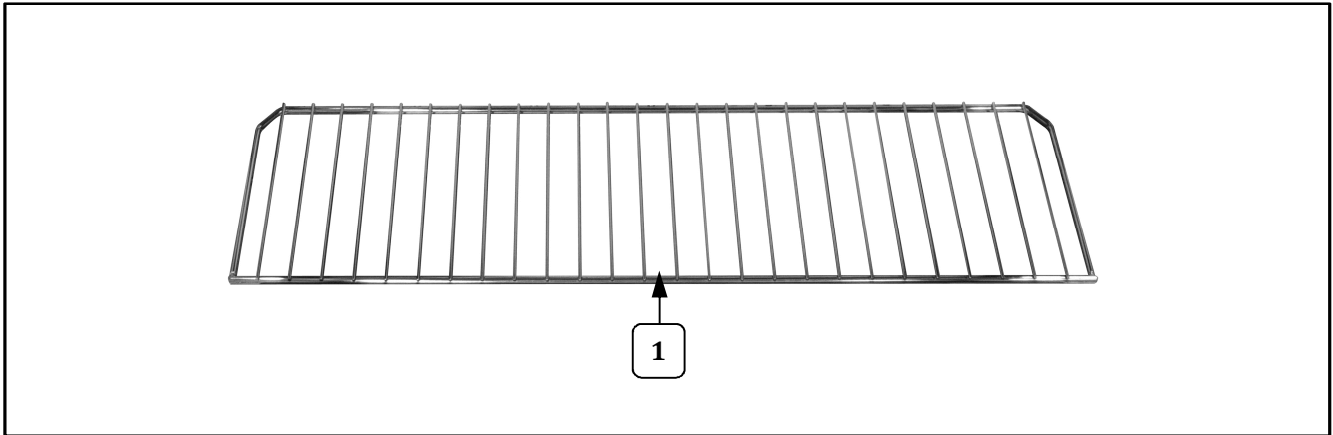
Item	Part Description	Part No.
1	WIRE SHELF	<a href="#">111278</a>



## Display Light Options - Parts List

Item	Part Description	Part No.	Part No.
		LED Assembly 111131	LED Neon 111135
1	POPCORN SIGN	<a href="#">111134</a>	
2	LED STRIP COOL WHITE	<a href="#">55379</a>	
3	6-32 X 5/8 PAN PHILLIPS (used to hold LED Strip and Power Supply)	77069	77069
4	POWER SUPPLY 24VDC 20W	<a href="#">55394</a>	
5	BUSHING, SNAP .312 IN	<a href="#">75328</a>	
6	LED FRAME ASSEMBLY	<a href="#">111436</a>	
7	LIGHT COVER	<a href="#">111133</a>	<a href="#">111133</a>
8	SCREW #8-32X3/8 PAN HD PH (4 used to hold Light Cover)	<a href="#">74141</a>	<a href="#">74141</a>
9	LED (NEON) LEXAN PANEL (Clear Plastic Panel)		<a href="#">111137</a>
10	LED POPCORN SIGN		<a href="#">69707</a>
11	LED (NEON) FRAME ASSEMBLY		<a href="#">111437</a>
12	POWER SUPPLY, 12VDC		<a href="#">55231</a>

## Accessories



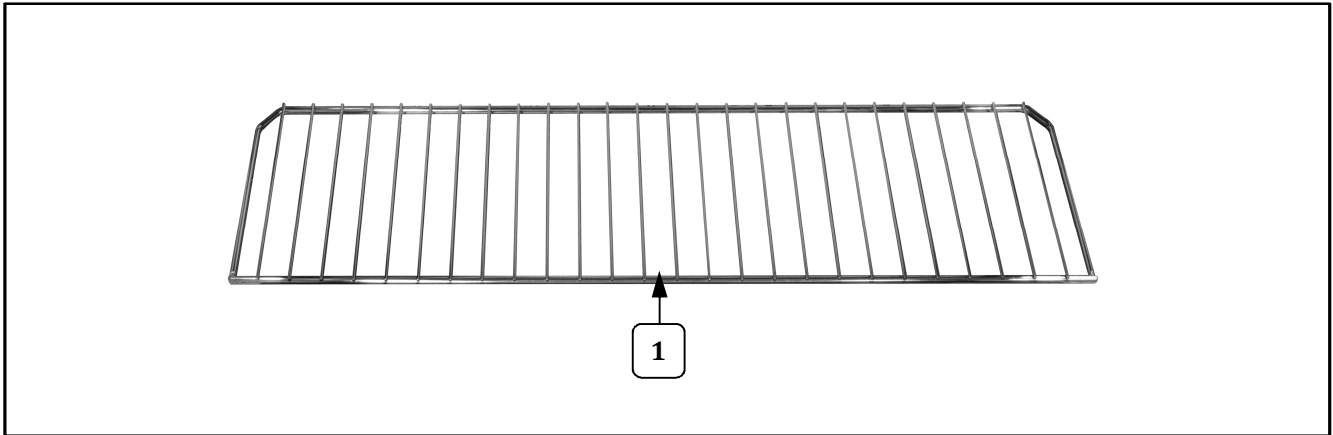
Item	Part Description	Part No.
1	WIRE SHELF	<a href="#">111278</a>



## Display Light Options - Parts List

Item	Part Description	Part No.	Part No.
		LED Assembly 111131	LED Neon 111135
1	POPCORN SIGN	<a href="#">111134</a>	
2	LED STRIP COOL WHITE	<a href="#">55379</a>	
3	6-32 X 5/8 PAN PHILLIPS (used to hold LED Strip and Power Supply)	77069	77069
4	POWER SUPPLY 24VDC 20W	<a href="#">55394</a>	
5	BUSHING, SNAP .312 IN	<a href="#">75328</a>	
6	LED FRAME ASSEMBLY	<a href="#">111436</a>	
7	LIGHT COVER	<a href="#">111133</a>	<a href="#">111133</a>
8	SCREW #8-32X3/8 PAN HD PH (4 used to hold Light Cover)	<a href="#">74141</a>	<a href="#">74141</a>
9	LED (NEON) LEXAN PANEL (Clear Plastic Panel)		<a href="#">111137</a>
10	LED POPCORN SIGN		<a href="#">69707</a>
11	LED (NEON) FRAME ASSEMBLY		<a href="#">111437</a>
12	POWER SUPPLY, 12VDC		<a href="#">55231</a>

## Accessories



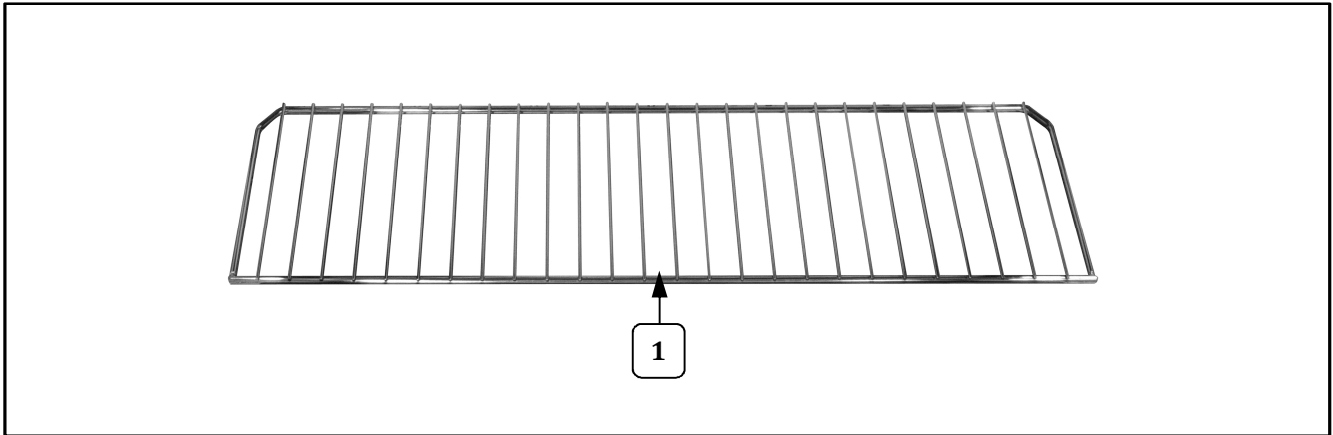
Item	Part Description	Part No.
1	WIRE SHELF	<a href="#">111278</a>



## Display Light Options - Parts List

Item	Part Description	Part No.	Part No.
		LED Assembly 111131	LED Neon 111135
1	POPCORN SIGN	<a href="#">111134</a>	
2	LED STRIP COOL WHITE	<a href="#">55379</a>	
3	6-32 X 5/8 PAN PHILLIPS (used to hold LED Strip and Power Supply)	77069	77069
4	POWER SUPPLY 24VDC 20W	<a href="#">55394</a>	
5	BUSHING, SNAP .312 IN	<a href="#">75328</a>	
6	LED FRAME ASSEMBLY	<a href="#">111436</a>	
7	LIGHT COVER	<a href="#">111133</a>	<a href="#">111133</a>
8	SCREW #8-32X3/8 PAN HD PH (4 used to hold Light Cover)	<a href="#">74141</a>	<a href="#">74141</a>
9	LED (NEON) LEXAN PANEL (Clear Plastic Panel)		<a href="#">111137</a>
10	LED POPCORN SIGN		<a href="#">69707</a>
11	LED (NEON) FRAME ASSEMBLY		<a href="#">111437</a>
12	POWER SUPPLY, 12VDC		<a href="#">55231</a>

## Accessories



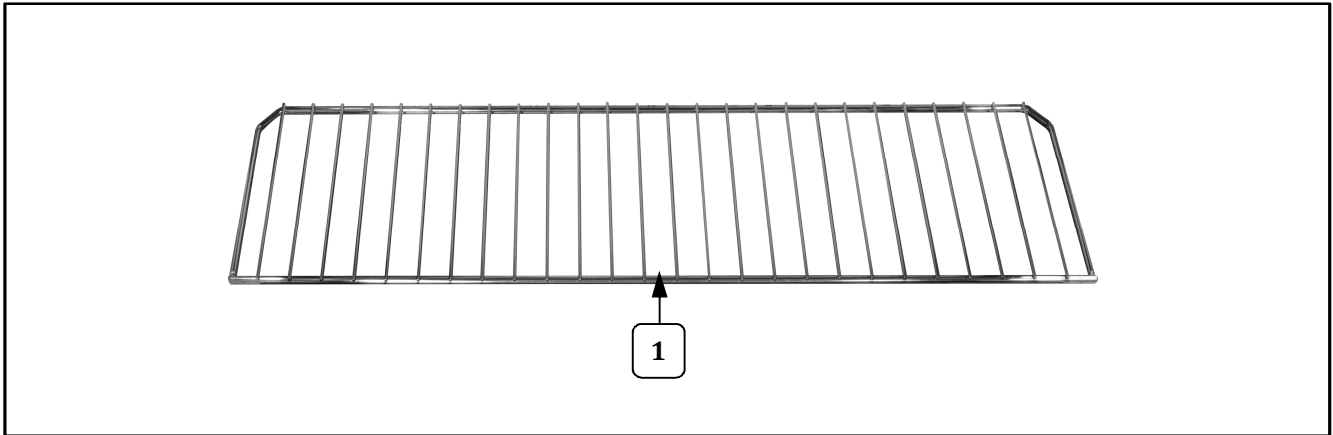
Item	Part Description	Part No.
1	WIRE SHELF	<a href="#">111278</a>



## Display Light Options - Parts List

Item	Part Description	Part No.	Part No.
		LED Assembly 111131	LED Neon 111135
1	POPCORN SIGN	<a href="#">111134</a>	
2	LED STRIP COOL WHITE	<a href="#">55379</a>	
3	6-32 X 5/8 PAN PHILLIPS (used to hold LED Strip and Power Supply)	77069	77069
4	POWER SUPPLY 24VDC 20W	<a href="#">55394</a>	
5	BUSHING, SNAP .312 IN	<a href="#">75328</a>	
6	LED FRAME ASSEMBLY	<a href="#">111436</a>	
7	LIGHT COVER	<a href="#">111133</a>	<a href="#">111133</a>
8	SCREW #8-32X3/8 PAN HD PH (4 used to hold Light Cover)	<a href="#">74141</a>	<a href="#">74141</a>
9	LED (NEON) LEXAN PANEL (Clear Plastic Panel)		<a href="#">111137</a>
10	LED POPCORN SIGN		<a href="#">69707</a>
11	LED (NEON) FRAME ASSEMBLY		<a href="#">111437</a>
12	POWER SUPPLY, 12VDC		<a href="#">55231</a>

## Accessories



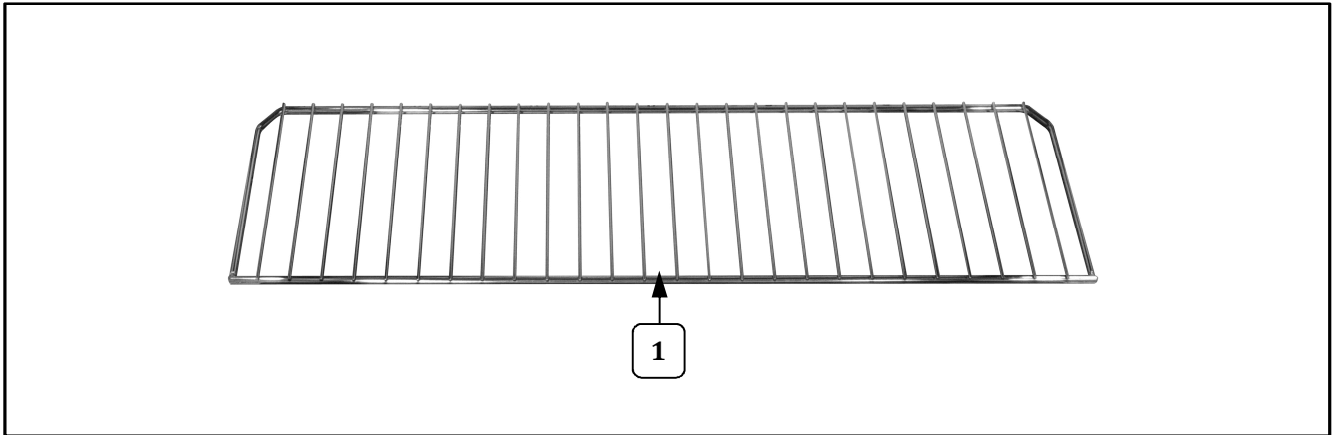
Item	Part Description	Part No.
1	WIRE SHELF	<a href="#">111278</a>



## Display Light Options - Parts List

Item	Part Description	Part No.	Part No.
		LED Assembly 111131	LED Neon 111135
1	POPCORN SIGN	<a href="#">111134</a>	
2	LED STRIP COOL WHITE	<a href="#">55379</a>	
3	6-32 X 5/8 PAN PHILLIPS (used to hold LED Strip and Power Supply)	77069	77069
4	POWER SUPPLY 24VDC 20W	<a href="#">55394</a>	
5	BUSHING, SNAP .312 IN	<a href="#">75328</a>	
6	LED FRAME ASSEMBLY	<a href="#">111436</a>	
7	LIGHT COVER	<a href="#">111133</a>	<a href="#">111133</a>
8	SCREW #8-32X3/8 PAN HD PH (4 used to hold Light Cover)	<a href="#">74141</a>	<a href="#">74141</a>
9	LED (NEON) LEXAN PANEL (Clear Plastic Panel)		<a href="#">111137</a>
10	LED POPCORN SIGN		<a href="#">69707</a>
11	LED (NEON) FRAME ASSEMBLY		<a href="#">111437</a>
12	POWER SUPPLY, 12VDC		<a href="#">55231</a>

## Accessories



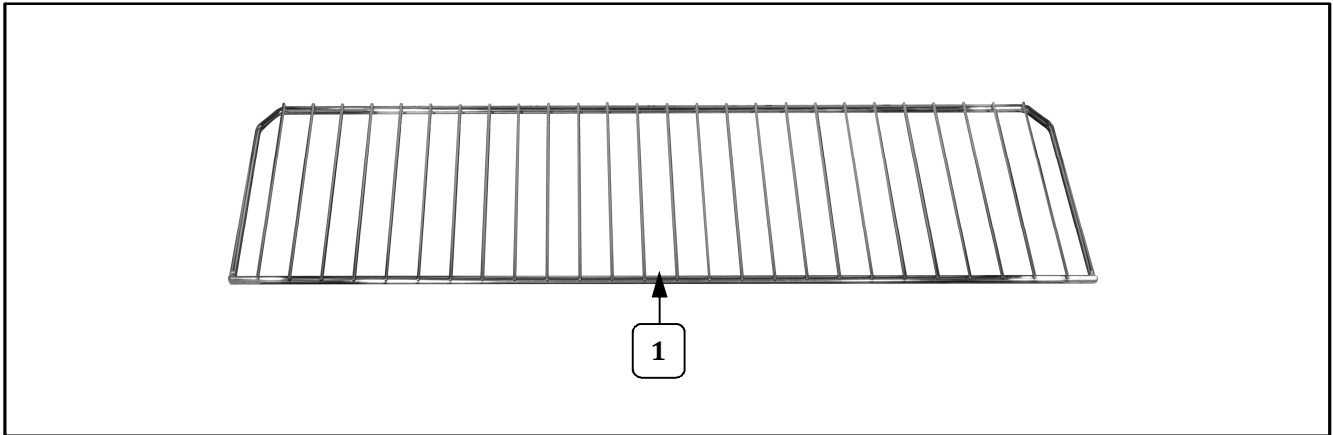
Item	Part Description	Part No.
1	WIRE SHELF	<a href="#">111278</a>



## Display Light Options - Parts List

Item	Part Description	Part No.	Part No.
		LED Assembly 111131	LED Neon 111135
1	POPCORN SIGN	<a href="#">111134</a>	
2	LED STRIP COOL WHITE	<a href="#">55379</a>	
3	6-32 X 5/8 PAN PHILLIPS (used to hold LED Strip and Power Supply)	77069	77069
4	POWER SUPPLY 24VDC 20W	<a href="#">55394</a>	
5	BUSHING, SNAP .312 IN	<a href="#">75328</a>	
6	LED FRAME ASSEMBLY	<a href="#">111436</a>	
7	LIGHT COVER	<a href="#">111133</a>	<a href="#">111133</a>
8	SCREW #8-32X3/8 PAN HD PH (4 used to hold Light Cover)	<a href="#">74141</a>	<a href="#">74141</a>
9	LED (NEON) LEXAN PANEL (Clear Plastic Panel)		<a href="#">111137</a>
10	LED POPCORN SIGN		<a href="#">69707</a>
11	LED (NEON) FRAME ASSEMBLY		<a href="#">111437</a>
12	POWER SUPPLY, 12VDC		<a href="#">55231</a>

## Accessories



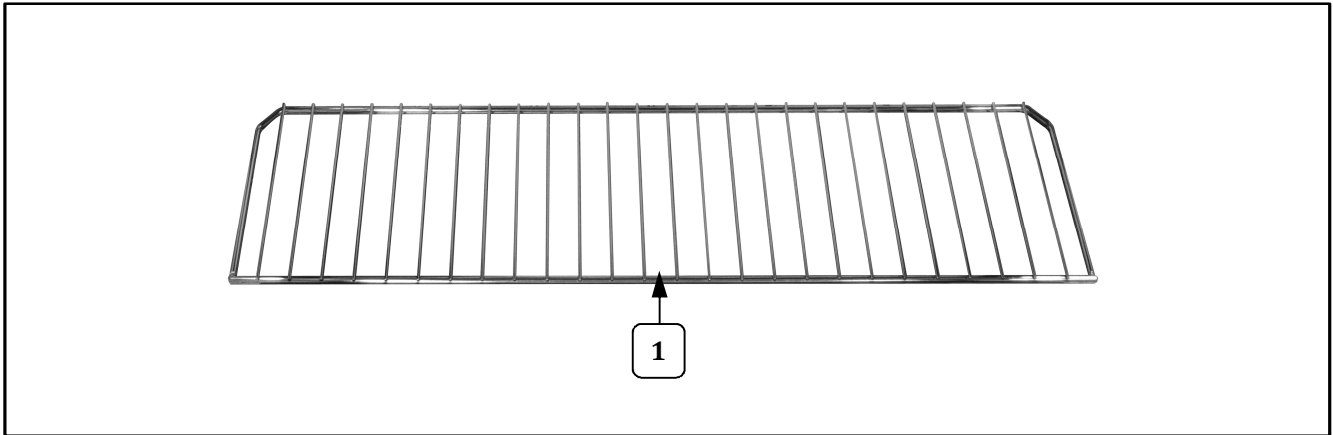
Item	Part Description	Part No.
1	WIRE SHELF	<a href="#">111278</a>



## Display Light Options - Parts List

Item	Part Description	Part No.	Part No.
		LED Assembly 111131	LED Neon 111135
1	POPCORN SIGN	<a href="#">111134</a>	
2	LED STRIP COOL WHITE	<a href="#">55379</a>	
3	6-32 X 5/8 PAN PHILLIPS (used to hold LED Strip and Power Supply)	77069	77069
4	POWER SUPPLY 24VDC 20W	<a href="#">55394</a>	
5	BUSHING, SNAP .312 IN	<a href="#">75328</a>	
6	LED FRAME ASSEMBLY	<a href="#">111436</a>	
7	LIGHT COVER	<a href="#">111133</a>	<a href="#">111133</a>
8	SCREW #8-32X3/8 PAN HD PH (4 used to hold Light Cover)	<a href="#">74141</a>	<a href="#">74141</a>
9	LED (NEON) LEXAN PANEL (Clear Plastic Panel)		<a href="#">111137</a>
10	LED POPCORN SIGN		<a href="#">69707</a>
11	LED (NEON) FRAME ASSEMBLY		<a href="#">111437</a>
12	POWER SUPPLY, 12VDC		<a href="#">55231</a>

## Accessories



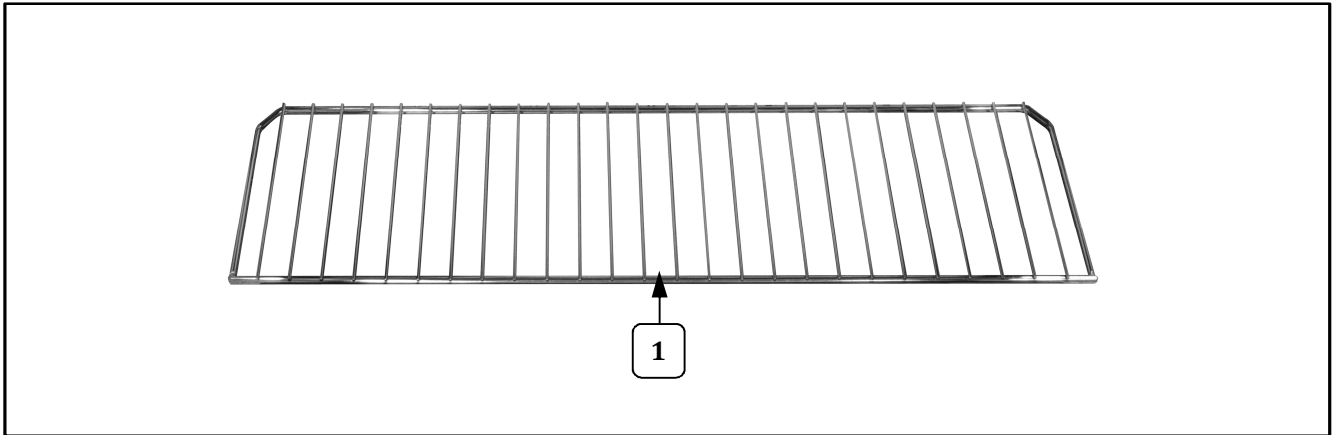
Item	Part Description	Part No.
1	WIRE SHELF	<a href="#">111278</a>



## Display Light Options - Parts List

Item	Part Description	Part No.	Part No.
		LED Assembly 111131	LED Neon 111135
1	POPCORN SIGN	<a href="#">111134</a>	
2	LED STRIP COOL WHITE	<a href="#">55379</a>	
3	6-32 X 5/8 PAN PHILLIPS (used to hold LED Strip and Power Supply)	77069	77069
4	POWER SUPPLY 24VDC 20W	<a href="#">55394</a>	
5	BUSHING, SNAP .312 IN	<a href="#">75328</a>	
6	LED FRAME ASSEMBLY	<a href="#">111436</a>	
7	LIGHT COVER	<a href="#">111133</a>	<a href="#">111133</a>
8	SCREW #8-32X3/8 PAN HD PH (4 used to hold Light Cover)	<a href="#">74141</a>	<a href="#">74141</a>
9	LED (NEON) LEXAN PANEL (Clear Plastic Panel)		<a href="#">111137</a>
10	LED POPCORN SIGN		<a href="#">69707</a>
11	LED (NEON) FRAME ASSEMBLY		<a href="#">111437</a>
12	POWER SUPPLY, 12VDC		<a href="#">55231</a>

## Accessories



Item	Part Description	Part No.
1	WIRE SHELF	<a href="#">111278</a>