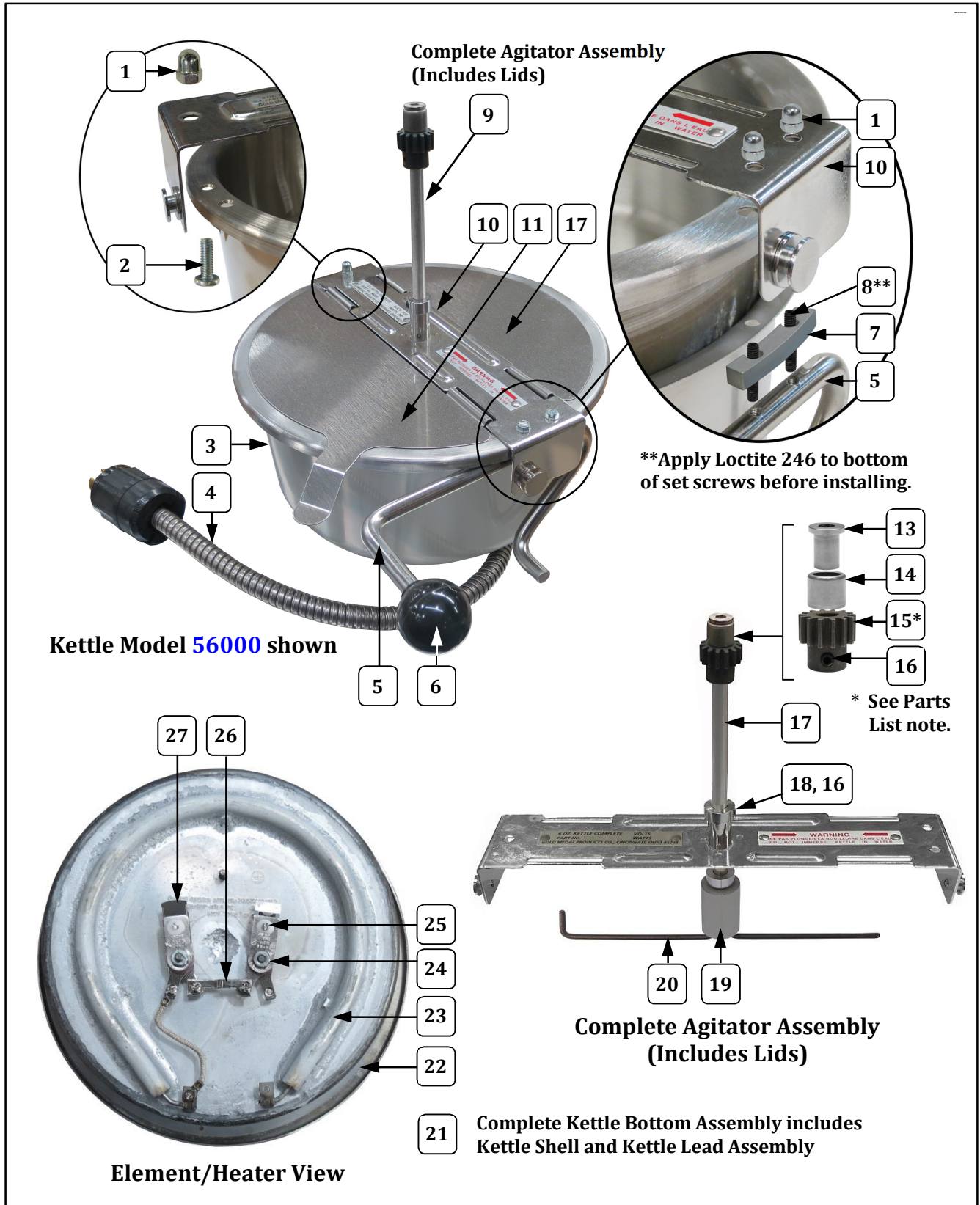
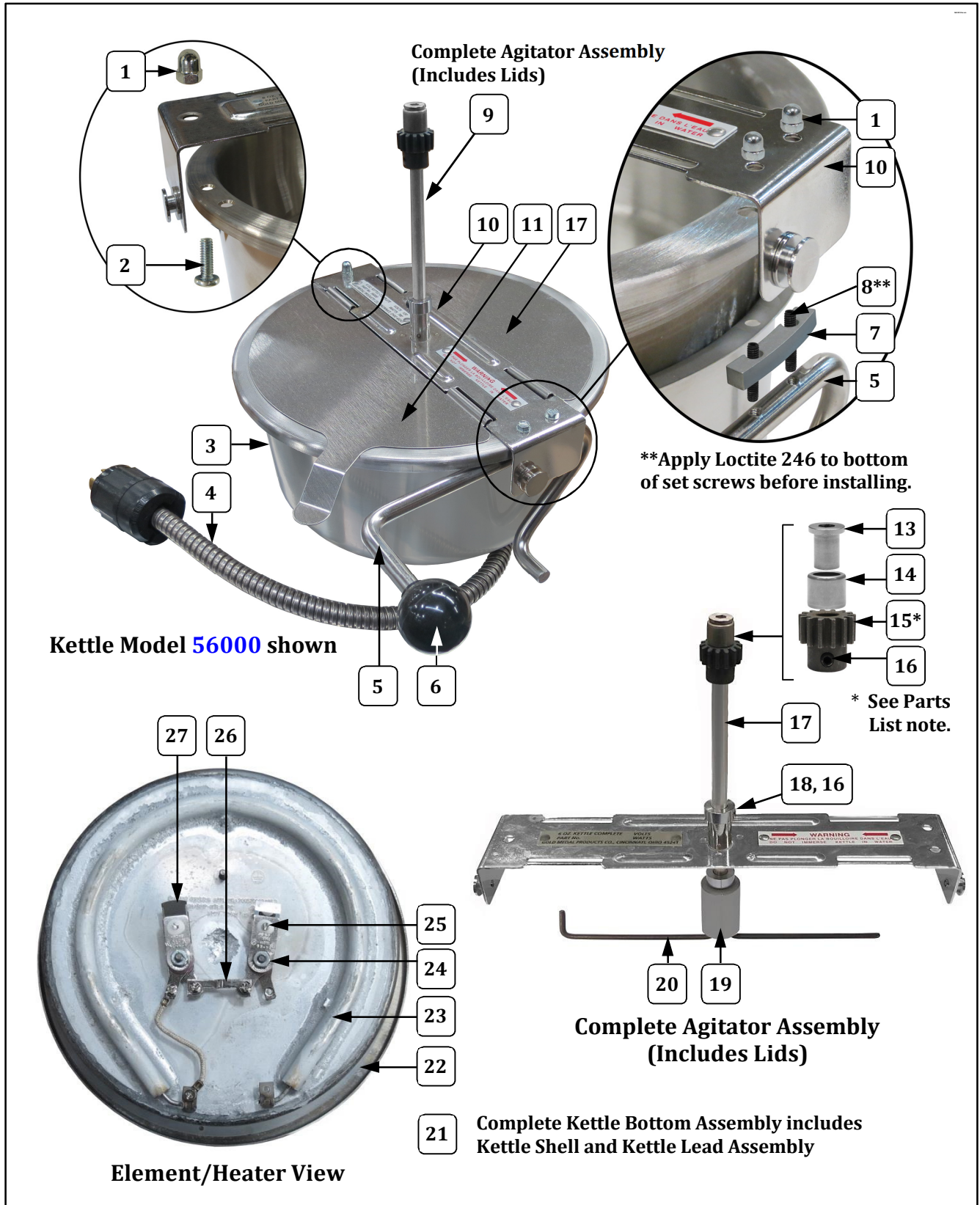


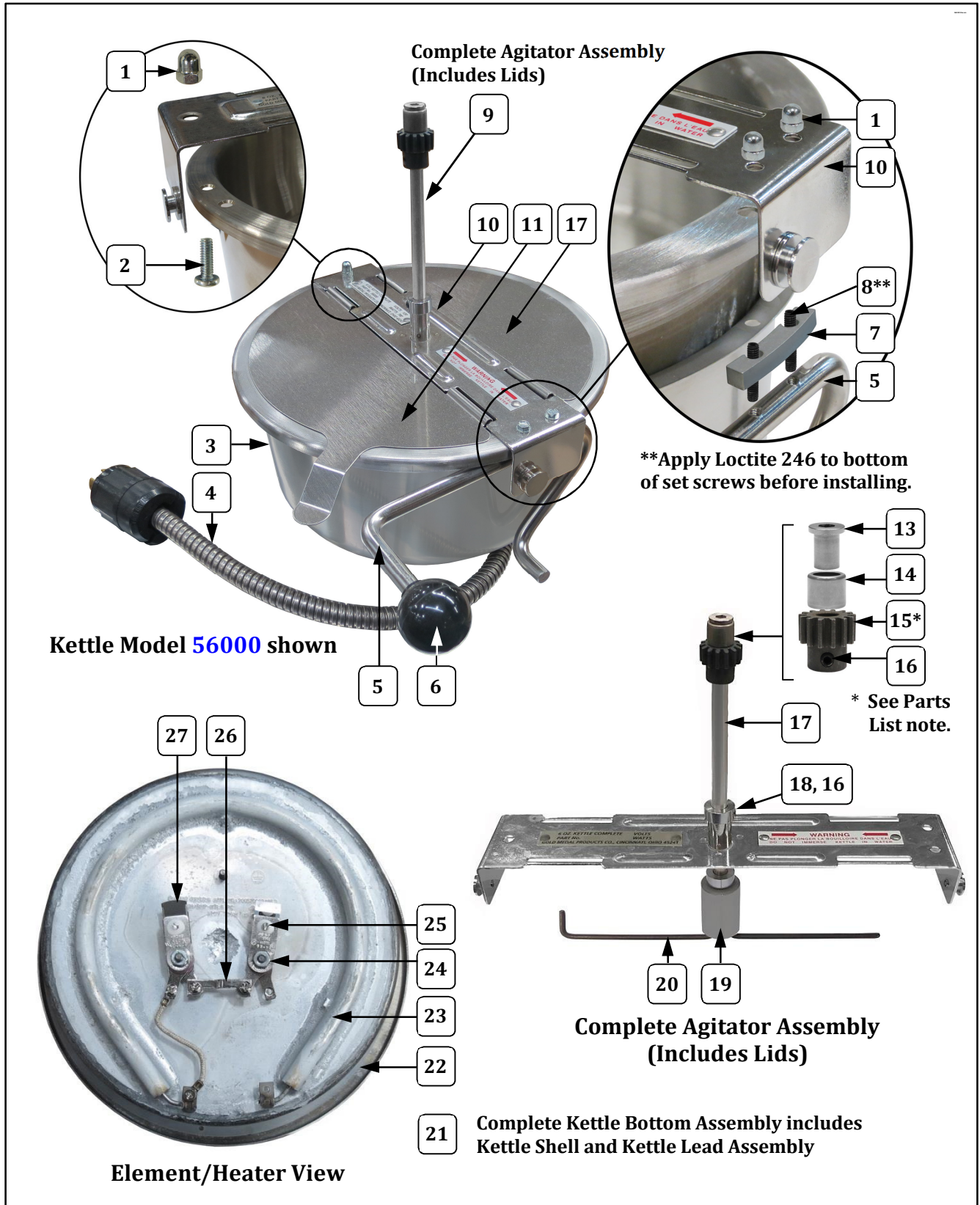
# Kettle Assembly Parts Breakdown – 56000 (6 oz.), 58000M (8 oz.)



# Kettle Assembly Parts Breakdown – 56000 (6 oz.), 58000M (8 oz.)



# Kettle Assembly Parts Breakdown – 56000 (6 oz.), 58000M (8 oz.)





## Kettle Assembly Parts List – 56000 (6 oz.), 58000M (8 oz.)

Item	Part Description	Part Number	
		56000	58000M
1	8-32 TALL ACORN NUT	47702	47702
2	8-32 X 1/2 PHIL PAN M/S	47141	47141
3	KETTLE SHELL	49431	49431
4	KETTLE LEAD ASSY	49328	49328
5	DUMP HANDLE RH	49314	49314
6	DUMP HANDLE KNOB	47110	47110
7	SPACER (for Dump Handle)	49362	49362
8	8-32 X 1" SET SCREW	77933	77933
9	LID & AGITATOR ASSY (Complete Assembly)	59103	59908M
10	KETTLE CROSSBAR ASSEMBLY	59102	59907M
11	FRONT LID W/FORMED LIFTER	49017	49017
12	REAR KETTLE LID	49016	49016
13	AGITATOR BEARING HUB	43434	43434
14	NEEDLE BEARING	47106	47106
15*	SPUR GEAR KIT (Includes 2 gears with set screws. Always replace Agitator Spur Gear and Kettle Drive Motor Gear as a set.)	47059K	47059K
16	SET SCREW #10-32 X 3/16	41742	41742
17	AGITATOR SHAFT	69710	69710
18	SET COLLAR 5/16 ID 5/8 OD	46649	46649
19	AGITATOR WEIGHT	69715	69715
20	STIR ROD	69714	69714
<b>Kettle Bottom Assembly – Element/Heater View</b>			
21	KETTLE BOTTOM ASSEMBLY (Complete Assembly - includes Kettle Shell, Kettle Lead Assembly and parts listed below)	56000W	58000W
22	KETTLE GASKET	49368	49368
23	KETTLE/HEATER	56006	58008
24	8-32 TOP LOCK NUT (where used, always replace lock nut if removed)	67943	67943
25	450°F THERMOSTAT (includes two 6-32 X 3/16 Screws)	76089	76089
26	THERMOSTAT SHUNT BAR	47193	47193
27	525°F THERMOSTAT (includes two 6-32 X 3/16 Screws)	76702	76702



## Kettle Assembly Parts List – 56000 (6 oz.), 58000M (8 oz.)

Item	Part Description	Part Number	
		56000	58000M
1	8-32 TALL ACORN NUT	47702	47702
2	8-32 X 1/2 PHIL PAN M/S	47141	47141
3	KETTLE SHELL	49431	49431
4	KETTLE LEAD ASSY	49328	49328
5	DUMP HANDLE RH	49314	49314
6	DUMP HANDLE KNOB	47110	47110
7	SPACER (for Dump Handle)	49362	49362
8	8-32 X 1" SET SCREW	77933	77933
9	LID & AGITATOR ASSY (Complete Assembly)	59103	59908M
10	KETTLE CROSSBAR ASSEMBLY	59102	59907M
11	FRONT LID W/FORMED LIFTER	49017	49017
12	REAR KETTLE LID	49016	49016
13	AGITATOR BEARING HUB	43434	43434
14	NEEDLE BEARING	47106	47106
15*	SPUR GEAR KIT (Includes 2 gears with set screws. Always replace Agitator Spur Gear and Kettle Drive Motor Gear as a set.)	47059K	47059K
16	SET SCREW #10-32 X 3/16	41742	41742
17	AGITATOR SHAFT	69710	69710
18	SET COLLAR 5/16 ID 5/8 OD	46649	46649
19	AGITATOR WEIGHT	69715	69715
20	STIR ROD	69714	69714
<b>Kettle Bottom Assembly – Element/Heater View</b>			
21	KETTLE BOTTOM ASSEMBLY (Complete Assembly - includes Kettle Shell, Kettle Lead Assembly and parts listed below)	56000W	58000W
22	KETTLE GASKET	49368	49368
23	KETTLE/HEATER	56006	58008
24	8-32 TOP LOCK NUT (where used, always replace lock nut if removed)	67943	67943
25	450°F THERMOSTAT (includes two 6-32 X 3/16 Screws)	76089	76089
26	THERMOSTAT SHUNT BAR	47193	47193
27	525°F THERMOSTAT (includes two 6-32 X 3/16 Screws)	76702	76702



## Kettle Assembly Parts List – 56000 (6 oz.), 58000M (8 oz.)

Item	Part Description	Part Number	
		56000	58000M
1	8-32 TALL ACORN NUT	47702	47702
2	8-32 X 1/2 PHIL PAN M/S	47141	47141
3	KETTLE SHELL	49431	49431
4	KETTLE LEAD ASSY	49328	49328
5	DUMP HANDLE RH	49314	49314
6	DUMP HANDLE KNOB	47110	47110
7	SPACER (for Dump Handle)	49362	49362
8	8-32 X 1" SET SCREW	77933	77933
9	LID & AGITATOR ASSY (Complete Assembly)	59103	59908M
10	KETTLE CROSSBAR ASSEMBLY	59102	59907M
11	FRONT LID W/FORMED LIFTER	49017	49017
12	REAR KETTLE LID	49016	49016
13	AGITATOR BEARING HUB	43434	43434
14	NEEDLE BEARING	47106	47106
15*	SPUR GEAR KIT (Includes 2 gears with set screws. Always replace Agitator Spur Gear and Kettle Drive Motor Gear as a set.)	47059K	47059K
16	SET SCREW #10-32 X 3/16	41742	41742
17	AGITATOR SHAFT	69710	69710
18	SET COLLAR 5/16 ID 5/8 OD	46649	46649
19	AGITATOR WEIGHT	69715	69715
20	STIR ROD	69714	69714
<b>Kettle Bottom Assembly – Element/Heater View</b>			
21	KETTLE BOTTOM ASSEMBLY (Complete Assembly - includes Kettle Shell, Kettle Lead Assembly and parts listed below)	56000W	58000W
22	KETTLE GASKET	49368	49368
23	KETTLE/HEATER	56006	58008
24	8-32 TOP LOCK NUT (where used, always replace lock nut if removed)	67943	67943
25	450°F THERMOSTAT (includes two 6-32 X 3/16 Screws)	76089	76089
26	THERMOSTAT SHUNT BAR	47193	47193
27	525°F THERMOSTAT (includes two 6-32 X 3/16 Screws)	76702	76702



## Kettle Assembly Parts List – 56000 (6 oz.), 58000M (8 oz.)

Item	Part Description	Part Number	
		56000	58000M
1	8-32 TALL ACORN NUT	47702	47702
2	8-32 X 1/2 PHIL PAN M/S	47141	47141
3	KETTLE SHELL	49431	49431
4	KETTLE LEAD ASSY	49328	49328
5	DUMP HANDLE RH	49314	49314
6	DUMP HANDLE KNOB	47110	47110
7	SPACER (for Dump Handle)	49362	49362
8	8-32 X 1" SET SCREW	77933	77933
9	LID & AGITATOR ASSY (Complete Assembly)	59103	59908M
10	KETTLE CROSSBAR ASSEMBLY	59102	59907M
11	FRONT LID W/FORMED LIFTER	49017	49017
12	REAR KETTLE LID	49016	49016
13	AGITATOR BEARING HUB	43434	43434
14	NEEDLE BEARING	47106	47106
15*	SPUR GEAR KIT (Includes 2 gears with set screws. Always replace Agitator Spur Gear and Kettle Drive Motor Gear as a set.)	47059K	47059K
16	SET SCREW #10-32 X 3/16	41742	41742
17	AGITATOR SHAFT	69710	69710
18	SET COLLAR 5/16 ID 5/8 OD	46649	46649
19	AGITATOR WEIGHT	69715	69715
20	STIR ROD	69714	69714
<b>Kettle Bottom Assembly – Element/Heater View</b>			
21	KETTLE BOTTOM ASSEMBLY (Complete Assembly - includes Kettle Shell, Kettle Lead Assembly and parts listed below)	56000W	58000W
22	KETTLE GASKET	49368	49368
23	KETTLE/HEATER	56006	58008
24	8-32 TOP LOCK NUT (where used, always replace lock nut if removed)	67943	67943
25	450°F THERMOSTAT (includes two 6-32 X 3/16 Screws)	76089	76089
26	THERMOSTAT SHUNT BAR	47193	47193
27	525°F THERMOSTAT (includes two 6-32 X 3/16 Screws)	76702	76702



## Kettle Assembly Parts List – 56000 (6 oz.), 58000M (8 oz.)

Item	Part Description	Part Number	
		56000	58000M
1	8-32 TALL ACORN NUT	47702	47702
2	8-32 X 1/2 PHIL PAN M/S	47141	47141
3	KETTLE SHELL	49431	49431
4	KETTLE LEAD ASSY	49328	49328
5	DUMP HANDLE RH	49314	49314
6	DUMP HANDLE KNOB	47110	47110
7	SPACER (for Dump Handle)	49362	49362
8	8-32 X 1" SET SCREW	77933	77933
9	LID & AGITATOR ASSY (Complete Assembly)	59103	59908M
10	KETTLE CROSSBAR ASSEMBLY	59102	59907M
11	FRONT LID W/FORMED LIFTER	49017	49017
12	REAR KETTLE LID	49016	49016
13	AGITATOR BEARING HUB	43434	43434
14	NEEDLE BEARING	47106	47106
15*	SPUR GEAR KIT (Includes 2 gears with set screws. Always replace Agitator Spur Gear and Kettle Drive Motor Gear as a set.)	47059K	47059K
16	SET SCREW #10-32 X 3/16	41742	41742
17	AGITATOR SHAFT	69710	69710
18	SET COLLAR 5/16 ID 5/8 OD	46649	46649
19	AGITATOR WEIGHT	69715	69715
20	STIR ROD	69714	69714
<b>Kettle Bottom Assembly – Element/Heater View</b>			
21	KETTLE BOTTOM ASSEMBLY (Complete Assembly - includes Kettle Shell, Kettle Lead Assembly and parts listed below)	56000W	58000W
22	KETTLE GASKET	49368	49368
23	KETTLE/HEATER	56006	58008
24	8-32 TOP LOCK NUT (where used, always replace lock nut if removed)	67943	67943
25	450°F THERMOSTAT (includes two 6-32 X 3/16 Screws)	76089	76089
26	THERMOSTAT SHUNT BAR	47193	47193
27	525°F THERMOSTAT (includes two 6-32 X 3/16 Screws)	76702	76702



## Kettle Assembly Parts List – 56000 (6 oz.), 58000M (8 oz.)

Item	Part Description	Part Number	
		56000	58000M
1	8-32 TALL ACORN NUT	47702	47702
2	8-32 X 1/2 PHIL PAN M/S	47141	47141
3	KETTLE SHELL	49431	49431
4	KETTLE LEAD ASSY	49328	49328
5	DUMP HANDLE RH	49314	49314
6	DUMP HANDLE KNOB	47110	47110
7	SPACER (for Dump Handle)	49362	49362
8	8-32 X 1" SET SCREW	77933	77933
9	LID & AGITATOR ASSY (Complete Assembly)	59103	59908M
10	KETTLE CROSSBAR ASSEMBLY	59102	59907M
11	FRONT LID W/FORMED LIFTER	49017	49017
12	REAR KETTLE LID	49016	49016
13	AGITATOR BEARING HUB	43434	43434
14	NEEDLE BEARING	47106	47106
15*	SPUR GEAR KIT (Includes 2 gears with set screws. Always replace Agitator Spur Gear and Kettle Drive Motor Gear as a set.)	47059K	47059K
16	SET SCREW #10-32 X 3/16	41742	41742
17	AGITATOR SHAFT	69710	69710
18	SET COLLAR 5/16 ID 5/8 OD	46649	46649
19	AGITATOR WEIGHT	69715	69715
20	STIR ROD	69714	69714
<b>Kettle Bottom Assembly – Element/Heater View</b>			
21	KETTLE BOTTOM ASSEMBLY (Complete Assembly - includes Kettle Shell, Kettle Lead Assembly and parts listed below)	56000W	58000W
22	KETTLE GASKET	49368	49368
23	KETTLE/HEATER	56006	58008
24	8-32 TOP LOCK NUT (where used, always replace lock nut if removed)	67943	67943
25	450°F THERMOSTAT (includes two 6-32 X 3/16 Screws)	76089	76089
26	THERMOSTAT SHUNT BAR	47193	47193
27	525°F THERMOSTAT (includes two 6-32 X 3/16 Screws)	76702	76702



## Kettle Assembly Parts List – 56000 (6 oz.), 58000M (8 oz.)

Item	Part Description	Part Number	
		56000	58000M
1	8-32 TALL ACORN NUT	47702	47702
2	8-32 X 1/2 PHIL PAN M/S	47141	47141
3	KETTLE SHELL	49431	49431
4	KETTLE LEAD ASSY	49328	49328
5	DUMP HANDLE RH	49314	49314
6	DUMP HANDLE KNOB	47110	47110
7	SPACER (for Dump Handle)	49362	49362
8	8-32 X 1" SET SCREW	77933	77933
9	LID & AGITATOR ASSY (Complete Assembly)	59103	59908M
10	KETTLE CROSSBAR ASSEMBLY	59102	59907M
11	FRONT LID W/FORMED LIFTER	49017	49017
12	REAR KETTLE LID	49016	49016
13	AGITATOR BEARING HUB	43434	43434
14	NEEDLE BEARING	47106	47106
15*	SPUR GEAR KIT (Includes 2 gears with set screws. Always replace Agitator Spur Gear and Kettle Drive Motor Gear as a set.)	47059K	47059K
16	SET SCREW #10-32 X 3/16	41742	41742
17	AGITATOR SHAFT	69710	69710
18	SET COLLAR 5/16 ID 5/8 OD	46649	46649
19	AGITATOR WEIGHT	69715	69715
20	STIR ROD	69714	69714
<b>Kettle Bottom Assembly – Element/Heater View</b>			
21	KETTLE BOTTOM ASSEMBLY (Complete Assembly - includes Kettle Shell, Kettle Lead Assembly and parts listed below)	56000W	58000W
22	KETTLE GASKET	49368	49368
23	KETTLE/HEATER	56006	58008
24	8-32 TOP LOCK NUT (where used, always replace lock nut if removed)	67943	67943
25	450°F THERMOSTAT (includes two 6-32 X 3/16 Screws)	76089	76089
26	THERMOSTAT SHUNT BAR	47193	47193
27	525°F THERMOSTAT (includes two 6-32 X 3/16 Screws)	76702	76702



## Kettle Assembly Parts List – 56000 (6 oz.), 58000M (8 oz.)

Item	Part Description	Part Number	
		56000	58000M
1	8-32 TALL ACORN NUT	47702	47702
2	8-32 X 1/2 PHIL PAN M/S	47141	47141
3	KETTLE SHELL	49431	49431
4	KETTLE LEAD ASSY	49328	49328
5	DUMP HANDLE RH	49314	49314
6	DUMP HANDLE KNOB	47110	47110
7	SPACER (for Dump Handle)	49362	49362
8	8-32 X 1" SET SCREW	77933	77933
9	LID & AGITATOR ASSY (Complete Assembly)	59103	59908M
10	KETTLE CROSSBAR ASSEMBLY	59102	59907M
11	FRONT LID W/FORMED LIFTER	49017	49017
12	REAR KETTLE LID	49016	49016
13	AGITATOR BEARING HUB	43434	43434
14	NEEDLE BEARING	47106	47106
15*	SPUR GEAR KIT (Includes 2 gears with set screws. Always replace Agitator Spur Gear and Kettle Drive Motor Gear as a set.)	47059K	47059K
16	SET SCREW #10-32 X 3/16	41742	41742
17	AGITATOR SHAFT	69710	69710
18	SET COLLAR 5/16 ID 5/8 OD	46649	46649
19	AGITATOR WEIGHT	69715	69715
20	STIR ROD	69714	69714
<b>Kettle Bottom Assembly – Element/Heater View</b>			
21	KETTLE BOTTOM ASSEMBLY (Complete Assembly - includes Kettle Shell, Kettle Lead Assembly and parts listed below)	56000W	58000W
22	KETTLE GASKET	49368	49368
23	KETTLE/HEATER	56006	58008
24	8-32 TOP LOCK NUT (where used, always replace lock nut if removed)	67943	67943
25	450°F THERMOSTAT (includes two 6-32 X 3/16 Screws)	76089	76089
26	THERMOSTAT SHUNT BAR	47193	47193
27	525°F THERMOSTAT (includes two 6-32 X 3/16 Screws)	76702	76702



## Kettle Assembly Parts List – 56000 (6 oz.), 58000M (8 oz.)

Item	Part Description	Part Number	
		56000	58000M
1	8-32 TALL ACORN NUT	47702	47702
2	8-32 X 1/2 PHIL PAN M/S	47141	47141
3	KETTLE SHELL	49431	49431
4	KETTLE LEAD ASSY	49328	49328
5	DUMP HANDLE RH	49314	49314
6	DUMP HANDLE KNOB	47110	47110
7	SPACER (for Dump Handle)	49362	49362
8	8-32 X 1" SET SCREW	77933	77933
9	LID & AGITATOR ASSY (Complete Assembly)	59103	59908M
10	KETTLE CROSSBAR ASSEMBLY	59102	59907M
11	FRONT LID W/FORMED LIFTER	49017	49017
12	REAR KETTLE LID	49016	49016
13	AGITATOR BEARING HUB	43434	43434
14	NEEDLE BEARING	47106	47106
15*	SPUR GEAR KIT (Includes 2 gears with set screws. Always replace Agitator Spur Gear and Kettle Drive Motor Gear as a set.)	47059K	47059K
16	SET SCREW #10-32 X 3/16	41742	41742
17	AGITATOR SHAFT	69710	69710
18	SET COLLAR 5/16 ID 5/8 OD	46649	46649
19	AGITATOR WEIGHT	69715	69715
20	STIR ROD	69714	69714
<b>Kettle Bottom Assembly – Element/Heater View</b>			
21	KETTLE BOTTOM ASSEMBLY (Complete Assembly - includes Kettle Shell, Kettle Lead Assembly and parts listed below)	56000W	58000W
22	KETTLE GASKET	49368	49368
23	KETTLE/HEATER	56006	58008
24	8-32 TOP LOCK NUT (where used, always replace lock nut if removed)	67943	67943
25	450°F THERMOSTAT (includes two 6-32 X 3/16 Screws)	76089	76089
26	THERMOSTAT SHUNT BAR	47193	47193
27	525°F THERMOSTAT (includes two 6-32 X 3/16 Screws)	76702	76702



## Kettle Assembly Parts List – 56000 (6 oz.), 58000M (8 oz.)

Item	Part Description	Part Number	
		56000	58000M
1	8-32 TALL ACORN NUT	47702	47702
2	8-32 X 1/2 PHIL PAN M/S	47141	47141
3	KETTLE SHELL	49431	49431
4	KETTLE LEAD ASSY	49328	49328
5	DUMP HANDLE RH	49314	49314
6	DUMP HANDLE KNOB	47110	47110
7	SPACER (for Dump Handle)	49362	49362
8	8-32 X 1" SET SCREW	77933	77933
9	LID & AGITATOR ASSY (Complete Assembly)	59103	59908M
10	KETTLE CROSSBAR ASSEMBLY	59102	59907M
11	FRONT LID W/FORMED LIFTER	49017	49017
12	REAR KETTLE LID	49016	49016
13	AGITATOR BEARING HUB	43434	43434
14	NEEDLE BEARING	47106	47106
15*	SPUR GEAR KIT (Includes 2 gears with set screws. Always replace Agitator Spur Gear and Kettle Drive Motor Gear as a set.)	47059K	47059K
16	SET SCREW #10-32 X 3/16	41742	41742
17	AGITATOR SHAFT	69710	69710
18	SET COLLAR 5/16 ID 5/8 OD	46649	46649
19	AGITATOR WEIGHT	69715	69715
20	STIR ROD	69714	69714
<b>Kettle Bottom Assembly – Element/Heater View</b>			
21	KETTLE BOTTOM ASSEMBLY (Complete Assembly - includes Kettle Shell, Kettle Lead Assembly and parts listed below)	56000W	58000W
22	KETTLE GASKET	49368	49368
23	KETTLE/HEATER	56006	58008
24	8-32 TOP LOCK NUT (where used, always replace lock nut if removed)	67943	67943
25	450°F THERMOSTAT (includes two 6-32 X 3/16 Screws)	76089	76089
26	THERMOSTAT SHUNT BAR	47193	47193
27	525°F THERMOSTAT (includes two 6-32 X 3/16 Screws)	76702	76702



## Kettle Assembly Parts List – 56000 (6 oz.), 58000M (8 oz.)

Item	Part Description	Part Number	
		56000	58000M
1	8-32 TALL ACORN NUT	47702	47702
2	8-32 X 1/2 PHIL PAN M/S	47141	47141
3	KETTLE SHELL	49431	49431
4	KETTLE LEAD ASSY	49328	49328
5	DUMP HANDLE RH	49314	49314
6	DUMP HANDLE KNOB	47110	47110
7	SPACER (for Dump Handle)	49362	49362
8	8-32 X 1" SET SCREW	77933	77933
9	LID & AGITATOR ASSY (Complete Assembly)	59103	59908M
10	KETTLE CROSSBAR ASSEMBLY	59102	59907M
11	FRONT LID W/FORMED LIFTER	49017	49017
12	REAR KETTLE LID	49016	49016
13	AGITATOR BEARING HUB	43434	43434
14	NEEDLE BEARING	47106	47106
15*	SPUR GEAR KIT (Includes 2 gears with set screws. Always replace Agitator Spur Gear and Kettle Drive Motor Gear as a set.)	47059K	47059K
16	SET SCREW #10-32 X 3/16	41742	41742
17	AGITATOR SHAFT	69710	69710
18	SET COLLAR 5/16 ID 5/8 OD	46649	46649
19	AGITATOR WEIGHT	69715	69715
20	STIR ROD	69714	69714
<b>Kettle Bottom Assembly – Element/Heater View</b>			
21	KETTLE BOTTOM ASSEMBLY (Complete Assembly - includes Kettle Shell, Kettle Lead Assembly and parts listed below)	56000W	58000W
22	KETTLE GASKET	49368	49368
23	KETTLE/HEATER	56006	58008
24	8-32 TOP LOCK NUT (where used, always replace lock nut if removed)	67943	67943
25	450°F THERMOSTAT (includes two 6-32 X 3/16 Screws)	76089	76089
26	THERMOSTAT SHUNT BAR	47193	47193
27	525°F THERMOSTAT (includes two 6-32 X 3/16 Screws)	76702	76702



## Kettle Assembly Parts List – 56000 (6 oz.), 58000M (8 oz.)

Item	Part Description	Part Number	
		56000	58000M
1	8-32 TALL ACORN NUT	47702	47702
2	8-32 X 1/2 PHIL PAN M/S	47141	47141
3	KETTLE SHELL	49431	49431
4	KETTLE LEAD ASSY	49328	49328
5	DUMP HANDLE RH	49314	49314
6	DUMP HANDLE KNOB	47110	47110
7	SPACER (for Dump Handle)	49362	49362
8	8-32 X 1" SET SCREW	77933	77933
9	LID & AGITATOR ASSY (Complete Assembly)	59103	59908M
10	KETTLE CROSSBAR ASSEMBLY	59102	59907M
11	FRONT LID W/FORMED LIFTER	49017	49017
12	REAR KETTLE LID	49016	49016
13	AGITATOR BEARING HUB	43434	43434
14	NEEDLE BEARING	47106	47106
15*	SPUR GEAR KIT (Includes 2 gears with set screws. Always replace Agitator Spur Gear and Kettle Drive Motor Gear as a set.)	47059K	47059K
16	SET SCREW #10-32 X 3/16	41742	41742
17	AGITATOR SHAFT	69710	69710
18	SET COLLAR 5/16 ID 5/8 OD	46649	46649
19	AGITATOR WEIGHT	69715	69715
20	STIR ROD	69714	69714
<b>Kettle Bottom Assembly – Element/Heater View</b>			
21	KETTLE BOTTOM ASSEMBLY (Complete Assembly - includes Kettle Shell, Kettle Lead Assembly and parts listed below)	56000W	58000W
22	KETTLE GASKET	49368	49368
23	KETTLE/HEATER	56006	58008
24	8-32 TOP LOCK NUT (where used, always replace lock nut if removed)	67943	67943
25	450°F THERMOSTAT (includes two 6-32 X 3/16 Screws)	76089	76089
26	THERMOSTAT SHUNT BAR	47193	47193
27	525°F THERMOSTAT (includes two 6-32 X 3/16 Screws)	76702	76702



## Kettle Assembly Parts List – 56000 (6 oz.), 58000M (8 oz.)

Item	Part Description	Part Number	
		56000	58000M
1	8-32 TALL ACORN NUT	47702	47702
2	8-32 X 1/2 PHIL PAN M/S	47141	47141
3	KETTLE SHELL	49431	49431
4	KETTLE LEAD ASSY	49328	49328
5	DUMP HANDLE RH	49314	49314
6	DUMP HANDLE KNOB	47110	47110
7	SPACER (for Dump Handle)	49362	49362
8	8-32 X 1" SET SCREW	77933	77933
9	LID & AGITATOR ASSY (Complete Assembly)	59103	59908M
10	KETTLE CROSSBAR ASSEMBLY	59102	59907M
11	FRONT LID W/FORMED LIFTER	49017	49017
12	REAR KETTLE LID	49016	49016
13	AGITATOR BEARING HUB	43434	43434
14	NEEDLE BEARING	47106	47106
15*	SPUR GEAR KIT (Includes 2 gears with set screws. Always replace Agitator Spur Gear and Kettle Drive Motor Gear as a set.)	47059K	47059K
16	SET SCREW #10-32 X 3/16	41742	41742
17	AGITATOR SHAFT	69710	69710
18	SET COLLAR 5/16 ID 5/8 OD	46649	46649
19	AGITATOR WEIGHT	69715	69715
20	STIR ROD	69714	69714
<b>Kettle Bottom Assembly – Element/Heater View</b>			
21	KETTLE BOTTOM ASSEMBLY (Complete Assembly - includes Kettle Shell, Kettle Lead Assembly and parts listed below)	56000W	58000W
22	KETTLE GASKET	49368	49368
23	KETTLE/HEATER	56006	58008
24	8-32 TOP LOCK NUT (where used, always replace lock nut if removed)	67943	67943
25	450°F THERMOSTAT (includes two 6-32 X 3/16 Screws)	76089	76089
26	THERMOSTAT SHUNT BAR	47193	47193
27	525°F THERMOSTAT (includes two 6-32 X 3/16 Screws)	76702	76702



## Kettle Assembly Parts List – 56000 (6 oz.), 58000M (8 oz.)

Item	Part Description	Part Number	
		56000	58000M
1	8-32 TALL ACORN NUT	47702	47702
2	8-32 X 1/2 PHIL PAN M/S	47141	47141
3	KETTLE SHELL	49431	49431
4	KETTLE LEAD ASSY	49328	49328
5	DUMP HANDLE RH	49314	49314
6	DUMP HANDLE KNOB	47110	47110
7	SPACER (for Dump Handle)	49362	49362
8	8-32 X 1" SET SCREW	77933	77933
9	LID & AGITATOR ASSY (Complete Assembly)	59103	59908M
10	KETTLE CROSSBAR ASSEMBLY	59102	59907M
11	FRONT LID W/FORMED LIFTER	49017	49017
12	REAR KETTLE LID	49016	49016
13	AGITATOR BEARING HUB	43434	43434
14	NEEDLE BEARING	47106	47106
15*	SPUR GEAR KIT (Includes 2 gears with set screws. Always replace Agitator Spur Gear and Kettle Drive Motor Gear as a set.)	47059K	47059K
16	SET SCREW #10-32 X 3/16	41742	41742
17	AGITATOR SHAFT	69710	69710
18	SET COLLAR 5/16 ID 5/8 OD	46649	46649
19	AGITATOR WEIGHT	69715	69715
20	STIR ROD	69714	69714
<b>Kettle Bottom Assembly – Element/Heater View</b>			
21	KETTLE BOTTOM ASSEMBLY (Complete Assembly - includes Kettle Shell, Kettle Lead Assembly and parts listed below)	56000W	58000W
22	KETTLE GASKET	49368	49368
23	KETTLE/HEATER	56006	58008
24	8-32 TOP LOCK NUT (where used, always replace lock nut if removed)	67943	67943
25	450°F THERMOSTAT (includes two 6-32 X 3/16 Screws)	76089	76089
26	THERMOSTAT SHUNT BAR	47193	47193
27	525°F THERMOSTAT (includes two 6-32 X 3/16 Screws)	76702	76702



## Kettle Assembly Parts List – 56000 (6 oz.), 58000M (8 oz.)

Item	Part Description	Part Number	
		56000	58000M
1	8-32 TALL ACORN NUT	47702	47702
2	8-32 X 1/2 PHIL PAN M/S	47141	47141
3	KETTLE SHELL	49431	49431
4	KETTLE LEAD ASSY	49328	49328
5	DUMP HANDLE RH	49314	49314
6	DUMP HANDLE KNOB	47110	47110
7	SPACER (for Dump Handle)	49362	49362
8	8-32 X 1" SET SCREW	77933	77933
9	LID & AGITATOR ASSY (Complete Assembly)	59103	59908M
10	KETTLE CROSSBAR ASSEMBLY	59102	59907M
11	FRONT LID W/FORMED LIFTER	49017	49017
12	REAR KETTLE LID	49016	49016
13	AGITATOR BEARING HUB	43434	43434
14	NEEDLE BEARING	47106	47106
15*	SPUR GEAR KIT (Includes 2 gears with set screws. Always replace Agitator Spur Gear and Kettle Drive Motor Gear as a set.)	47059K	47059K
16	SET SCREW #10-32 X 3/16	41742	41742
17	AGITATOR SHAFT	69710	69710
18	SET COLLAR 5/16 ID 5/8 OD	46649	46649
19	AGITATOR WEIGHT	69715	69715
20	STIR ROD	69714	69714
<b>Kettle Bottom Assembly – Element/Heater View</b>			
21	KETTLE BOTTOM ASSEMBLY (Complete Assembly - includes Kettle Shell, Kettle Lead Assembly and parts listed below)	56000W	58000W
22	KETTLE GASKET	49368	49368
23	KETTLE/HEATER	56006	58008
24	8-32 TOP LOCK NUT (where used, always replace lock nut if removed)	67943	67943
25	450°F THERMOSTAT (includes two 6-32 X 3/16 Screws)	76089	76089
26	THERMOSTAT SHUNT BAR	47193	47193
27	525°F THERMOSTAT (includes two 6-32 X 3/16 Screws)	76702	76702



## Kettle Assembly Parts List – 56000 (6 oz.), 58000M (8 oz.)

Item	Part Description	Part Number	
		56000	58000M
1	8-32 TALL ACORN NUT	47702	47702
2	8-32 X 1/2 PHIL PAN M/S	47141	47141
3	KETTLE SHELL	49431	49431
4	KETTLE LEAD ASSY	49328	49328
5	DUMP HANDLE RH	49314	49314
6	DUMP HANDLE KNOB	47110	47110
7	SPACER (for Dump Handle)	49362	49362
8	8-32 X 1" SET SCREW	77933	77933
9	LID & AGITATOR ASSY (Complete Assembly)	59103	59908M
10	KETTLE CROSSBAR ASSEMBLY	59102	59907M
11	FRONT LID W/FORMED LIFTER	49017	49017
12	REAR KETTLE LID	49016	49016
13	AGITATOR BEARING HUB	43434	43434
14	NEEDLE BEARING	47106	47106
15*	SPUR GEAR KIT (Includes 2 gears with set screws. Always replace Agitator Spur Gear and Kettle Drive Motor Gear as a set.)	47059K	47059K
16	SET SCREW #10-32 X 3/16	41742	41742
17	AGITATOR SHAFT	69710	69710
18	SET COLLAR 5/16 ID 5/8 OD	46649	46649
19	AGITATOR WEIGHT	69715	69715
20	STIR ROD	69714	69714
<b>Kettle Bottom Assembly – Element/Heater View</b>			
21	KETTLE BOTTOM ASSEMBLY (Complete Assembly - includes Kettle Shell, Kettle Lead Assembly and parts listed below)	56000W	58000W
22	KETTLE GASKET	49368	49368
23	KETTLE/HEATER	56006	58008
24	8-32 TOP LOCK NUT (where used, always replace lock nut if removed)	67943	67943
25	450°F THERMOSTAT (includes two 6-32 X 3/16 Screws)	76089	76089
26	THERMOSTAT SHUNT BAR	47193	47193
27	525°F THERMOSTAT (includes two 6-32 X 3/16 Screws)	76702	76702



## Kettle Assembly Parts List – 56000 (6 oz.), 58000M (8 oz.)

Item	Part Description	Part Number	
		56000	58000M
1	8-32 TALL ACORN NUT	47702	47702
2	8-32 X 1/2 PHIL PAN M/S	47141	47141
3	KETTLE SHELL	49431	49431
4	KETTLE LEAD ASSY	49328	49328
5	DUMP HANDLE RH	49314	49314
6	DUMP HANDLE KNOB	47110	47110
7	SPACER (for Dump Handle)	49362	49362
8	8-32 X 1" SET SCREW	77933	77933
9	LID & AGITATOR ASSY (Complete Assembly)	59103	59908M
10	KETTLE CROSSBAR ASSEMBLY	59102	59907M
11	FRONT LID W/FORMED LIFTER	49017	49017
12	REAR KETTLE LID	49016	49016
13	AGITATOR BEARING HUB	43434	43434
14	NEEDLE BEARING	47106	47106
15*	SPUR GEAR KIT (Includes 2 gears with set screws. Always replace Agitator Spur Gear and Kettle Drive Motor Gear as a set.)	47059K	47059K
16	SET SCREW #10-32 X 3/16	41742	41742
17	AGITATOR SHAFT	69710	69710
18	SET COLLAR 5/16 ID 5/8 OD	46649	46649
19	AGITATOR WEIGHT	69715	69715
20	STIR ROD	69714	69714
<b>Kettle Bottom Assembly – Element/Heater View</b>			
21	KETTLE BOTTOM ASSEMBLY (Complete Assembly - includes Kettle Shell, Kettle Lead Assembly and parts listed below)	56000W	58000W
22	KETTLE GASKET	49368	49368
23	KETTLE/HEATER	56006	58008
24	8-32 TOP LOCK NUT (where used, always replace lock nut if removed)	67943	67943
25	450°F THERMOSTAT (includes two 6-32 X 3/16 Screws)	76089	76089
26	THERMOSTAT SHUNT BAR	47193	47193
27	525°F THERMOSTAT (includes two 6-32 X 3/16 Screws)	76702	76702



## Kettle Assembly Parts List – 56000 (6 oz.), 58000M (8 oz.)

Item	Part Description	Part Number	
		56000	58000M
1	8-32 TALL ACORN NUT	47702	47702
2	8-32 X 1/2 PHIL PAN M/S	47141	47141
3	KETTLE SHELL	49431	49431
4	KETTLE LEAD ASSY	49328	49328
5	DUMP HANDLE RH	49314	49314
6	DUMP HANDLE KNOB	47110	47110
7	SPACER (for Dump Handle)	49362	49362
8	8-32 X 1" SET SCREW	77933	77933
9	LID & AGITATOR ASSY (Complete Assembly)	59103	59908M
10	KETTLE CROSSBAR ASSEMBLY	59102	59907M
11	FRONT LID W/FORMED LIFTER	49017	49017
12	REAR KETTLE LID	49016	49016
13	AGITATOR BEARING HUB	43434	43434
14	NEEDLE BEARING	47106	47106
15*	SPUR GEAR KIT (Includes 2 gears with set screws. Always replace Agitator Spur Gear and Kettle Drive Motor Gear as a set.)	47059K	47059K
16	SET SCREW #10-32 X 3/16	41742	41742
17	AGITATOR SHAFT	69710	69710
18	SET COLLAR 5/16 ID 5/8 OD	46649	46649
19	AGITATOR WEIGHT	69715	69715
20	STIR ROD	69714	69714
<b>Kettle Bottom Assembly – Element/Heater View</b>			
21	KETTLE BOTTOM ASSEMBLY (Complete Assembly - includes Kettle Shell, Kettle Lead Assembly and parts listed below)	56000W	58000W
22	KETTLE GASKET	49368	49368
23	KETTLE/HEATER	56006	58008
24	8-32 TOP LOCK NUT (where used, always replace lock nut if removed)	67943	67943
25	450°F THERMOSTAT (includes two 6-32 X 3/16 Screws)	76089	76089
26	THERMOSTAT SHUNT BAR	47193	47193
27	525°F THERMOSTAT (includes two 6-32 X 3/16 Screws)	76702	76702



## Kettle Assembly Parts List – 56000 (6 oz.), 58000M (8 oz.)

Item	Part Description	Part Number	
		56000	58000M
1	8-32 TALL ACORN NUT	47702	47702
2	8-32 X 1/2 PHIL PAN M/S	47141	47141
3	KETTLE SHELL	49431	49431
4	KETTLE LEAD ASSY	49328	49328
5	DUMP HANDLE RH	49314	49314
6	DUMP HANDLE KNOB	47110	47110
7	SPACER (for Dump Handle)	49362	49362
8	8-32 X 1" SET SCREW	77933	77933
9	LID & AGITATOR ASSY (Complete Assembly)	59103	59908M
10	KETTLE CROSSBAR ASSEMBLY	59102	59907M
11	FRONT LID W/FORMED LIFTER	49017	49017
12	REAR KETTLE LID	49016	49016
13	AGITATOR BEARING HUB	43434	43434
14	NEEDLE BEARING	47106	47106
15*	SPUR GEAR KIT (Includes 2 gears with set screws. Always replace Agitator Spur Gear and Kettle Drive Motor Gear as a set.)	47059K	47059K
16	SET SCREW #10-32 X 3/16	41742	41742
17	AGITATOR SHAFT	69710	69710
18	SET COLLAR 5/16 ID 5/8 OD	46649	46649
19	AGITATOR WEIGHT	69715	69715
20	STIR ROD	69714	69714
<b>Kettle Bottom Assembly – Element/Heater View</b>			
21	KETTLE BOTTOM ASSEMBLY (Complete Assembly - includes Kettle Shell, Kettle Lead Assembly and parts listed below)	56000W	58000W
22	KETTLE GASKET	49368	49368
23	KETTLE/HEATER	56006	58008
24	8-32 TOP LOCK NUT (where used, always replace lock nut if removed)	67943	67943
25	450°F THERMOSTAT (includes two 6-32 X 3/16 Screws)	76089	76089
26	THERMOSTAT SHUNT BAR	47193	47193
27	525°F THERMOSTAT (includes two 6-32 X 3/16 Screws)	76702	76702



## Kettle Assembly Parts List – 56000 (6 oz.), 58000M (8 oz.)

Item	Part Description	Part Number	
		56000	58000M
1	8-32 TALL ACORN NUT	47702	47702
2	8-32 X 1/2 PHIL PAN M/S	47141	47141
3	KETTLE SHELL	49431	49431
4	KETTLE LEAD ASSY	49328	49328
5	DUMP HANDLE RH	49314	49314
6	DUMP HANDLE KNOB	47110	47110
7	SPACER (for Dump Handle)	49362	49362
8	8-32 X 1" SET SCREW	77933	77933
9	LID & AGITATOR ASSY (Complete Assembly)	59103	59908M
10	KETTLE CROSSBAR ASSEMBLY	59102	59907M
11	FRONT LID W/FORMED LIFTER	49017	49017
12	REAR KETTLE LID	49016	49016
13	AGITATOR BEARING HUB	43434	43434
14	NEEDLE BEARING	47106	47106
15*	SPUR GEAR KIT (Includes 2 gears with set screws. Always replace Agitator Spur Gear and Kettle Drive Motor Gear as a set.)	47059K	47059K
16	SET SCREW #10-32 X 3/16	41742	41742
17	AGITATOR SHAFT	69710	69710
18	SET COLLAR 5/16 ID 5/8 OD	46649	46649
19	AGITATOR WEIGHT	69715	69715
20	STIR ROD	69714	69714
<b>Kettle Bottom Assembly – Element/Heater View</b>			
21	KETTLE BOTTOM ASSEMBLY (Complete Assembly - includes Kettle Shell, Kettle Lead Assembly and parts listed below)	56000W	58000W
22	KETTLE GASKET	49368	49368
23	KETTLE/HEATER	56006	58008
24	8-32 TOP LOCK NUT (where used, always replace lock nut if removed)	67943	67943
25	450°F THERMOSTAT (includes two 6-32 X 3/16 Screws)	76089	76089
26	THERMOSTAT SHUNT BAR	47193	47193
27	525°F THERMOSTAT (includes two 6-32 X 3/16 Screws)	76702	76702



## Kettle Assembly Parts List – 56000 (6 oz.), 58000M (8 oz.)

Item	Part Description	Part Number	
		56000	58000M
1	8-32 TALL ACORN NUT	47702	47702
2	8-32 X 1/2 PHIL PAN M/S	47141	47141
3	KETTLE SHELL	49431	49431
4	KETTLE LEAD ASSY	49328	49328
5	DUMP HANDLE RH	49314	49314
6	DUMP HANDLE KNOB	47110	47110
7	SPACER (for Dump Handle)	49362	49362
8	8-32 X 1" SET SCREW	77933	77933
9	LID & AGITATOR ASSY (Complete Assembly)	59103	59908M
10	KETTLE CROSSBAR ASSEMBLY	59102	59907M
11	FRONT LID W/FORMED LIFTER	49017	49017
12	REAR KETTLE LID	49016	49016
13	AGITATOR BEARING HUB	43434	43434
14	NEEDLE BEARING	47106	47106
15*	SPUR GEAR KIT (Includes 2 gears with set screws. Always replace Agitator Spur Gear and Kettle Drive Motor Gear as a set.)	47059K	47059K
16	SET SCREW #10-32 X 3/16	41742	41742
17	AGITATOR SHAFT	69710	69710
18	SET COLLAR 5/16 ID 5/8 OD	46649	46649
19	AGITATOR WEIGHT	69715	69715
20	STIR ROD	69714	69714
<b>Kettle Bottom Assembly – Element/Heater View</b>			
21	KETTLE BOTTOM ASSEMBLY (Complete Assembly - includes Kettle Shell, Kettle Lead Assembly and parts listed below)	56000W	58000W
22	KETTLE GASKET	49368	49368
23	KETTLE/HEATER	56006	58008
24	8-32 TOP LOCK NUT (where used, always replace lock nut if removed)	67943	67943
25	450°F THERMOSTAT (includes two 6-32 X 3/16 Screws)	76089	76089
26	THERMOSTAT SHUNT BAR	47193	47193
27	525°F THERMOSTAT (includes two 6-32 X 3/16 Screws)	76702	76702



## Kettle Assembly Parts List – 56000 (6 oz.), 58000M (8 oz.)

Item	Part Description	Part Number	
		56000	58000M
1	8-32 TALL ACORN NUT	47702	47702
2	8-32 X 1/2 PHIL PAN M/S	47141	47141
3	KETTLE SHELL	49431	49431
4	KETTLE LEAD ASSY	49328	49328
5	DUMP HANDLE RH	49314	49314
6	DUMP HANDLE KNOB	47110	47110
7	SPACER (for Dump Handle)	49362	49362
8	8-32 X 1" SET SCREW	77933	77933
9	LID & AGITATOR ASSY (Complete Assembly)	59103	59908M
10	KETTLE CROSSBAR ASSEMBLY	59102	59907M
11	FRONT LID W/FORMED LIFTER	49017	49017
12	REAR KETTLE LID	49016	49016
13	AGITATOR BEARING HUB	43434	43434
14	NEEDLE BEARING	47106	47106
15*	SPUR GEAR KIT (Includes 2 gears with set screws. Always replace Agitator Spur Gear and Kettle Drive Motor Gear as a set.)	47059K	47059K
16	SET SCREW #10-32 X 3/16	41742	41742
17	AGITATOR SHAFT	69710	69710
18	SET COLLAR 5/16 ID 5/8 OD	46649	46649
19	AGITATOR WEIGHT	69715	69715
20	STIR ROD	69714	69714
<b>Kettle Bottom Assembly – Element/Heater View</b>			
21	KETTLE BOTTOM ASSEMBLY (Complete Assembly - includes Kettle Shell, Kettle Lead Assembly and parts listed below)	56000W	58000W
22	KETTLE GASKET	49368	49368
23	KETTLE/HEATER	56006	58008
24	8-32 TOP LOCK NUT (where used, always replace lock nut if removed)	67943	67943
25	450°F THERMOSTAT (includes two 6-32 X 3/16 Screws)	76089	76089
26	THERMOSTAT SHUNT BAR	47193	47193
27	525°F THERMOSTAT (includes two 6-32 X 3/16 Screws)	76702	76702



## Kettle Assembly Parts List – 56000 (6 oz.), 58000M (8 oz.)

Item	Part Description	Part Number	
		56000	58000M
1	8-32 TALL ACORN NUT	47702	47702
2	8-32 X 1/2 PHIL PAN M/S	47141	47141
3	KETTLE SHELL	49431	49431
4	KETTLE LEAD ASSY	49328	49328
5	DUMP HANDLE RH	49314	49314
6	DUMP HANDLE KNOB	47110	47110
7	SPACER (for Dump Handle)	49362	49362
8	8-32 X 1" SET SCREW	77933	77933
9	LID & AGITATOR ASSY (Complete Assembly)	59103	59908M
10	KETTLE CROSSBAR ASSEMBLY	59102	59907M
11	FRONT LID W/FORMED LIFTER	49017	49017
12	REAR KETTLE LID	49016	49016
13	AGITATOR BEARING HUB	43434	43434
14	NEEDLE BEARING	47106	47106
15*	SPUR GEAR KIT (Includes 2 gears with set screws. Always replace Agitator Spur Gear and Kettle Drive Motor Gear as a set.)	47059K	47059K
16	SET SCREW #10-32 X 3/16	41742	41742
17	AGITATOR SHAFT	69710	69710
18	SET COLLAR 5/16 ID 5/8 OD	46649	46649
19	AGITATOR WEIGHT	69715	69715
20	STIR ROD	69714	69714
<b>Kettle Bottom Assembly – Element/Heater View</b>			
21	KETTLE BOTTOM ASSEMBLY (Complete Assembly - includes Kettle Shell, Kettle Lead Assembly and parts listed below)	56000W	58000W
22	KETTLE GASKET	49368	49368
23	KETTLE/HEATER	56006	58008
24	8-32 TOP LOCK NUT (where used, always replace lock nut if removed)	67943	67943
25	450°F THERMOSTAT (includes two 6-32 X 3/16 Screws)	76089	76089
26	THERMOSTAT SHUNT BAR	47193	47193
27	525°F THERMOSTAT (includes two 6-32 X 3/16 Screws)	76702	76702



## Kettle Assembly Parts List – 56000 (6 oz.), 58000M (8 oz.)

Item	Part Description	Part Number	
		56000	58000M
1	8-32 TALL ACORN NUT	47702	47702
2	8-32 X 1/2 PHIL PAN M/S	47141	47141
3	KETTLE SHELL	49431	49431
4	KETTLE LEAD ASSY	49328	49328
5	DUMP HANDLE RH	49314	49314
6	DUMP HANDLE KNOB	47110	47110
7	SPACER (for Dump Handle)	49362	49362
8	8-32 X 1" SET SCREW	77933	77933
9	LID & AGITATOR ASSY (Complete Assembly)	59103	59908M
10	KETTLE CROSSBAR ASSEMBLY	59102	59907M
11	FRONT LID W/FORMED LIFTER	49017	49017
12	REAR KETTLE LID	49016	49016
13	AGITATOR BEARING HUB	43434	43434
14	NEEDLE BEARING	47106	47106
15*	SPUR GEAR KIT (Includes 2 gears with set screws. Always replace Agitator Spur Gear and Kettle Drive Motor Gear as a set.)	47059K	47059K
16	SET SCREW #10-32 X 3/16	41742	41742
17	AGITATOR SHAFT	69710	69710
18	SET COLLAR 5/16 ID 5/8 OD	46649	46649
19	AGITATOR WEIGHT	69715	69715
20	STIR ROD	69714	69714
<b>Kettle Bottom Assembly – Element/Heater View</b>			
21	KETTLE BOTTOM ASSEMBLY (Complete Assembly - includes Kettle Shell, Kettle Lead Assembly and parts listed below)	56000W	58000W
22	KETTLE GASKET	49368	49368
23	KETTLE/HEATER	56006	58008
24	8-32 TOP LOCK NUT (where used, always replace lock nut if removed)	67943	67943
25	450°F THERMOSTAT (includes two 6-32 X 3/16 Screws)	76089	76089
26	THERMOSTAT SHUNT BAR	47193	47193
27	525°F THERMOSTAT (includes two 6-32 X 3/16 Screws)	76702	76702



## Kettle Assembly Parts List – 56000 (6 oz.), 58000M (8 oz.)

Item	Part Description	Part Number	
		56000	58000M
1	8-32 TALL ACORN NUT	47702	47702
2	8-32 X 1/2 PHIL PAN M/S	47141	47141
3	KETTLE SHELL	49431	49431
4	KETTLE LEAD ASSY	49328	49328
5	DUMP HANDLE RH	49314	49314
6	DUMP HANDLE KNOB	47110	47110
7	SPACER (for Dump Handle)	49362	49362
8	8-32 X 1" SET SCREW	77933	77933
9	LID & AGITATOR ASSY (Complete Assembly)	59103	59908M
10	KETTLE CROSSBAR ASSEMBLY	59102	59907M
11	FRONT LID W/FORMED LIFTER	49017	49017
12	REAR KETTLE LID	49016	49016
13	AGITATOR BEARING HUB	43434	43434
14	NEEDLE BEARING	47106	47106
15*	SPUR GEAR KIT (Includes 2 gears with set screws. Always replace Agitator Spur Gear and Kettle Drive Motor Gear as a set.)	47059K	47059K
16	SET SCREW #10-32 X 3/16	41742	41742
17	AGITATOR SHAFT	69710	69710
18	SET COLLAR 5/16 ID 5/8 OD	46649	46649
19	AGITATOR WEIGHT	69715	69715
20	STIR ROD	69714	69714
<b>Kettle Bottom Assembly – Element/Heater View</b>			
21	KETTLE BOTTOM ASSEMBLY (Complete Assembly - includes Kettle Shell, Kettle Lead Assembly and parts listed below)	56000W	58000W
22	KETTLE GASKET	49368	49368
23	KETTLE/HEATER	56006	58008
24	8-32 TOP LOCK NUT (where used, always replace lock nut if removed)	67943	67943
25	450°F THERMOSTAT (includes two 6-32 X 3/16 Screws)	76089	76089
26	THERMOSTAT SHUNT BAR	47193	47193
27	525°F THERMOSTAT (includes two 6-32 X 3/16 Screws)	76702	76702



## Kettle Assembly Parts List – 56000 (6 oz.), 58000M (8 oz.)

Item	Part Description	Part Number	
		56000	58000M
1	8-32 TALL ACORN NUT	47702	47702
2	8-32 X 1/2 PHIL PAN M/S	47141	47141
3	KETTLE SHELL	49431	49431
4	KETTLE LEAD ASSY	49328	49328
5	DUMP HANDLE RH	49314	49314
6	DUMP HANDLE KNOB	47110	47110
7	SPACER (for Dump Handle)	49362	49362
8	8-32 X 1" SET SCREW	77933	77933
9	LID & AGITATOR ASSY (Complete Assembly)	59103	59908M
10	KETTLE CROSSBAR ASSEMBLY	59102	59907M
11	FRONT LID W/FORMED LIFTER	49017	49017
12	REAR KETTLE LID	49016	49016
13	AGITATOR BEARING HUB	43434	43434
14	NEEDLE BEARING	47106	47106
15*	SPUR GEAR KIT (Includes 2 gears with set screws. Always replace Agitator Spur Gear and Kettle Drive Motor Gear as a set.)	47059K	47059K
16	SET SCREW #10-32 X 3/16	41742	41742
17	AGITATOR SHAFT	69710	69710
18	SET COLLAR 5/16 ID 5/8 OD	46649	46649
19	AGITATOR WEIGHT	69715	69715
20	STIR ROD	69714	69714
<b>Kettle Bottom Assembly – Element/Heater View</b>			
21	KETTLE BOTTOM ASSEMBLY (Complete Assembly - includes Kettle Shell, Kettle Lead Assembly and parts listed below)	56000W	58000W
22	KETTLE GASKET	49368	49368
23	KETTLE/HEATER	56006	58008
24	8-32 TOP LOCK NUT (where used, always replace lock nut if removed)	67943	67943
25	450°F THERMOSTAT (includes two 6-32 X 3/16 Screws)	76089	76089
26	THERMOSTAT SHUNT BAR	47193	47193
27	525°F THERMOSTAT (includes two 6-32 X 3/16 Screws)	76702	76702



## Kettle Assembly Parts List – 56000 (6 oz.), 58000M (8 oz.)

Item	Part Description	Part Number	
		56000	58000M
1	8-32 TALL ACORN NUT	47702	47702
2	8-32 X 1/2 PHIL PAN M/S	47141	47141
3	KETTLE SHELL	49431	49431
4	KETTLE LEAD ASSY	49328	49328
5	DUMP HANDLE RH	49314	49314
6	DUMP HANDLE KNOB	47110	47110
7	SPACER (for Dump Handle)	49362	49362
8	8-32 X 1" SET SCREW	77933	77933
9	LID & AGITATOR ASSY (Complete Assembly)	59103	59908M
10	KETTLE CROSSBAR ASSEMBLY	59102	59907M
11	FRONT LID W/FORMED LIFTER	49017	49017
12	REAR KETTLE LID	49016	49016
13	AGITATOR BEARING HUB	43434	43434
14	NEEDLE BEARING	47106	47106
15*	SPUR GEAR KIT (Includes 2 gears with set screws. Always replace Agitator Spur Gear and Kettle Drive Motor Gear as a set.)	47059K	47059K
16	SET SCREW #10-32 X 3/16	41742	41742
17	AGITATOR SHAFT	69710	69710
18	SET COLLAR 5/16 ID 5/8 OD	46649	46649
19	AGITATOR WEIGHT	69715	69715
20	STIR ROD	69714	69714
<b>Kettle Bottom Assembly – Element/Heater View</b>			
21	KETTLE BOTTOM ASSEMBLY (Complete Assembly - includes Kettle Shell, Kettle Lead Assembly and parts listed below)	56000W	58000W
22	KETTLE GASKET	49368	49368
23	KETTLE/HEATER	56006	58008
24	8-32 TOP LOCK NUT (where used, always replace lock nut if removed)	67943	67943
25	450°F THERMOSTAT (includes two 6-32 X 3/16 Screws)	76089	76089
26	THERMOSTAT SHUNT BAR	47193	47193
27	525°F THERMOSTAT (includes two 6-32 X 3/16 Screws)	76702	76702



## Kettle Assembly Parts List – 56000 (6 oz.), 58000M (8 oz.)

Item	Part Description	Part Number	
		56000	58000M
1	8-32 TALL ACORN NUT	47702	47702
2	8-32 X 1/2 PHIL PAN M/S	47141	47141
3	KETTLE SHELL	49431	49431
4	KETTLE LEAD ASSY	49328	49328
5	DUMP HANDLE RH	49314	49314
6	DUMP HANDLE KNOB	47110	47110
7	SPACER (for Dump Handle)	49362	49362
8	8-32 X 1" SET SCREW	77933	77933
9	LID & AGITATOR ASSY (Complete Assembly)	59103	59908M
10	KETTLE CROSSBAR ASSEMBLY	59102	59907M
11	FRONT LID W/FORMED LIFTER	49017	49017
12	REAR KETTLE LID	49016	49016
13	AGITATOR BEARING HUB	43434	43434
14	NEEDLE BEARING	47106	47106
15*	SPUR GEAR KIT (Includes 2 gears with set screws. Always replace Agitator Spur Gear and Kettle Drive Motor Gear as a set.)	47059K	47059K
16	SET SCREW #10-32 X 3/16	41742	41742
17	AGITATOR SHAFT	69710	69710
18	SET COLLAR 5/16 ID 5/8 OD	46649	46649
19	AGITATOR WEIGHT	69715	69715
20	STIR ROD	69714	69714
<b>Kettle Bottom Assembly – Element/Heater View</b>			
21	KETTLE BOTTOM ASSEMBLY (Complete Assembly - includes Kettle Shell, Kettle Lead Assembly and parts listed below)	56000W	58000W
22	KETTLE GASKET	49368	49368
23	KETTLE/HEATER	56006	58008
24	8-32 TOP LOCK NUT (where used, always replace lock nut if removed)	67943	67943
25	450°F THERMOSTAT (includes two 6-32 X 3/16 Screws)	76089	76089
26	THERMOSTAT SHUNT BAR	47193	47193
27	525°F THERMOSTAT (includes two 6-32 X 3/16 Screws)	76702	76702



## Kettle Assembly Parts List – 56000 (6 oz.), 58000M (8 oz.)

Item	Part Description	Part Number	
		56000	58000M
1	8-32 TALL ACORN NUT	47702	47702
2	8-32 X 1/2 PHIL PAN M/S	47141	47141
3	KETTLE SHELL	49431	49431
4	KETTLE LEAD ASSY	49328	49328
5	DUMP HANDLE RH	49314	49314
6	DUMP HANDLE KNOB	47110	47110
7	SPACER (for Dump Handle)	49362	49362
8	8-32 X 1" SET SCREW	77933	77933
9	LID & AGITATOR ASSY (Complete Assembly)	59103	59908M
10	KETTLE CROSSBAR ASSEMBLY	59102	59907M
11	FRONT LID W/FORMED LIFTER	49017	49017
12	REAR KETTLE LID	49016	49016
13	AGITATOR BEARING HUB	43434	43434
14	NEEDLE BEARING	47106	47106
15*	SPUR GEAR KIT (Includes 2 gears with set screws. Always replace Agitator Spur Gear and Kettle Drive Motor Gear as a set.)	47059K	47059K
16	SET SCREW #10-32 X 3/16	41742	41742
17	AGITATOR SHAFT	69710	69710
18	SET COLLAR 5/16 ID 5/8 OD	46649	46649
19	AGITATOR WEIGHT	69715	69715
20	STIR ROD	69714	69714
<b>Kettle Bottom Assembly – Element/Heater View</b>			
21	KETTLE BOTTOM ASSEMBLY (Complete Assembly - includes Kettle Shell, Kettle Lead Assembly and parts listed below)	56000W	58000W
22	KETTLE GASKET	49368	49368
23	KETTLE/HEATER	56006	58008
24	8-32 TOP LOCK NUT (where used, always replace lock nut if removed)	67943	67943
25	450°F THERMOSTAT (includes two 6-32 X 3/16 Screws)	76089	76089
26	THERMOSTAT SHUNT BAR	47193	47193
27	525°F THERMOSTAT (includes two 6-32 X 3/16 Screws)	76702	76702



## Kettle Assembly Parts List – 56000 (6 oz.), 58000M (8 oz.)

Item	Part Description	Part Number	
		56000	58000M
1	8-32 TALL ACORN NUT	47702	47702
2	8-32 X 1/2 PHIL PAN M/S	47141	47141
3	KETTLE SHELL	49431	49431
4	KETTLE LEAD ASSY	49328	49328
5	DUMP HANDLE RH	49314	49314
6	DUMP HANDLE KNOB	47110	47110
7	SPACER (for Dump Handle)	49362	49362
8	8-32 X 1" SET SCREW	77933	77933
9	LID & AGITATOR ASSY (Complete Assembly)	59103	59908M
10	KETTLE CROSSBAR ASSEMBLY	59102	59907M
11	FRONT LID W/FORMED LIFTER	49017	49017
12	REAR KETTLE LID	49016	49016
13	AGITATOR BEARING HUB	43434	43434
14	NEEDLE BEARING	47106	47106
15*	SPUR GEAR KIT (Includes 2 gears with set screws. Always replace Agitator Spur Gear and Kettle Drive Motor Gear as a set.)	47059K	47059K
16	SET SCREW #10-32 X 3/16	41742	41742
17	AGITATOR SHAFT	69710	69710
18	SET COLLAR 5/16 ID 5/8 OD	46649	46649
19	AGITATOR WEIGHT	69715	69715
20	STIR ROD	69714	69714
<b>Kettle Bottom Assembly – Element/Heater View</b>			
21	KETTLE BOTTOM ASSEMBLY (Complete Assembly - includes Kettle Shell, Kettle Lead Assembly and parts listed below)	56000W	58000W
22	KETTLE GASKET	49368	49368
23	KETTLE/HEATER	56006	58008
24	8-32 TOP LOCK NUT (where used, always replace lock nut if removed)	67943	67943
25	450°F THERMOSTAT (includes two 6-32 X 3/16 Screws)	76089	76089
26	THERMOSTAT SHUNT BAR	47193	47193
27	525°F THERMOSTAT (includes two 6-32 X 3/16 Screws)	76702	76702



## Kettle Assembly Parts List – 56000 (6 oz.), 58000M (8 oz.)

Item	Part Description	Part Number	
		56000	58000M
1	8-32 TALL ACORN NUT	47702	47702
2	8-32 X 1/2 PHIL PAN M/S	47141	47141
3	KETTLE SHELL	49431	49431
4	KETTLE LEAD ASSY	49328	49328
5	DUMP HANDLE RH	49314	49314
6	DUMP HANDLE KNOB	47110	47110
7	SPACER (for Dump Handle)	49362	49362
8	8-32 X 1" SET SCREW	77933	77933
9	LID & AGITATOR ASSY (Complete Assembly)	59103	59908M
10	KETTLE CROSSBAR ASSEMBLY	59102	59907M
11	FRONT LID W/FORMED LIFTER	49017	49017
12	REAR KETTLE LID	49016	49016
13	AGITATOR BEARING HUB	43434	43434
14	NEEDLE BEARING	47106	47106
15*	SPUR GEAR KIT (Includes 2 gears with set screws. Always replace Agitator Spur Gear and Kettle Drive Motor Gear as a set.)	47059K	47059K
16	SET SCREW #10-32 X 3/16	41742	41742
17	AGITATOR SHAFT	69710	69710
18	SET COLLAR 5/16 ID 5/8 OD	46649	46649
19	AGITATOR WEIGHT	69715	69715
20	STIR ROD	69714	69714
<b>Kettle Bottom Assembly – Element/Heater View</b>			
21	KETTLE BOTTOM ASSEMBLY (Complete Assembly - includes Kettle Shell, Kettle Lead Assembly and parts listed below)	56000W	58000W
22	KETTLE GASKET	49368	49368
23	KETTLE/HEATER	56006	58008
24	8-32 TOP LOCK NUT (where used, always replace lock nut if removed)	67943	67943
25	450°F THERMOSTAT (includes two 6-32 X 3/16 Screws)	76089	76089
26	THERMOSTAT SHUNT BAR	47193	47193
27	525°F THERMOSTAT (includes two 6-32 X 3/16 Screws)	76702	76702



## Kettle Assembly Parts List – 56000 (6 oz.), 58000M (8 oz.)

Item	Part Description	Part Number	
		56000	58000M
1	8-32 TALL ACORN NUT	47702	47702
2	8-32 X 1/2 PHIL PAN M/S	47141	47141
3	KETTLE SHELL	49431	49431
4	KETTLE LEAD ASSY	49328	49328
5	DUMP HANDLE RH	49314	49314
6	DUMP HANDLE KNOB	47110	47110
7	SPACER (for Dump Handle)	49362	49362
8	8-32 X 1" SET SCREW	77933	77933
9	LID & AGITATOR ASSY (Complete Assembly)	59103	59908M
10	KETTLE CROSSBAR ASSEMBLY	59102	59907M
11	FRONT LID W/FORMED LIFTER	49017	49017
12	REAR KETTLE LID	49016	49016
13	AGITATOR BEARING HUB	43434	43434
14	NEEDLE BEARING	47106	47106
15*	SPUR GEAR KIT (Includes 2 gears with set screws. Always replace Agitator Spur Gear and Kettle Drive Motor Gear as a set.)	47059K	47059K
16	SET SCREW #10-32 X 3/16	41742	41742
17	AGITATOR SHAFT	69710	69710
18	SET COLLAR 5/16 ID 5/8 OD	46649	46649
19	AGITATOR WEIGHT	69715	69715
20	STIR ROD	69714	69714
<b>Kettle Bottom Assembly – Element/Heater View</b>			
21	KETTLE BOTTOM ASSEMBLY (Complete Assembly - includes Kettle Shell, Kettle Lead Assembly and parts listed below)	56000W	58000W
22	KETTLE GASKET	49368	49368
23	KETTLE/HEATER	56006	58008
24	8-32 TOP LOCK NUT (where used, always replace lock nut if removed)	67943	67943
25	450°F THERMOSTAT (includes two 6-32 X 3/16 Screws)	76089	76089
26	THERMOSTAT SHUNT BAR	47193	47193
27	525°F THERMOSTAT (includes two 6-32 X 3/16 Screws)	76702	76702



## Kettle Assembly Parts List – 56000 (6 oz.), 58000M (8 oz.)

Item	Part Description	Part Number	
		56000	58000M
1	8-32 TALL ACORN NUT	47702	47702
2	8-32 X 1/2 PHIL PAN M/S	47141	47141
3	KETTLE SHELL	49431	49431
4	KETTLE LEAD ASSY	49328	49328
5	DUMP HANDLE RH	49314	49314
6	DUMP HANDLE KNOB	47110	47110
7	SPACER (for Dump Handle)	49362	49362
8	8-32 X 1" SET SCREW	77933	77933
9	LID & AGITATOR ASSY (Complete Assembly)	59103	59908M
10	KETTLE CROSSBAR ASSEMBLY	59102	59907M
11	FRONT LID W/FORMED LIFTER	49017	49017
12	REAR KETTLE LID	49016	49016
13	AGITATOR BEARING HUB	43434	43434
14	NEEDLE BEARING	47106	47106
15*	SPUR GEAR KIT (Includes 2 gears with set screws. Always replace Agitator Spur Gear and Kettle Drive Motor Gear as a set.)	47059K	47059K
16	SET SCREW #10-32 X 3/16	41742	41742
17	AGITATOR SHAFT	69710	69710
18	SET COLLAR 5/16 ID 5/8 OD	46649	46649
19	AGITATOR WEIGHT	69715	69715
20	STIR ROD	69714	69714
<b>Kettle Bottom Assembly – Element/Heater View</b>			
21	KETTLE BOTTOM ASSEMBLY (Complete Assembly - includes Kettle Shell, Kettle Lead Assembly and parts listed below)	56000W	58000W
22	KETTLE GASKET	49368	49368
23	KETTLE/HEATER	56006	58008
24	8-32 TOP LOCK NUT (where used, always replace lock nut if removed)	67943	67943
25	450°F THERMOSTAT (includes two 6-32 X 3/16 Screws)	76089	76089
26	THERMOSTAT SHUNT BAR	47193	47193
27	525°F THERMOSTAT (includes two 6-32 X 3/16 Screws)	76702	76702



## Kettle Assembly Parts List – 56000 (6 oz.), 58000M (8 oz.)

Item	Part Description	Part Number	
		56000	58000M
1	8-32 TALL ACORN NUT	47702	47702
2	8-32 X 1/2 PHIL PAN M/S	47141	47141
3	KETTLE SHELL	49431	49431
4	KETTLE LEAD ASSY	49328	49328
5	DUMP HANDLE RH	49314	49314
6	DUMP HANDLE KNOB	47110	47110
7	SPACER (for Dump Handle)	49362	49362
8	8-32 X 1" SET SCREW	77933	77933
9	LID & AGITATOR ASSY (Complete Assembly)	59103	59908M
10	KETTLE CROSSBAR ASSEMBLY	59102	59907M
11	FRONT LID W/FORMED LIFTER	49017	49017
12	REAR KETTLE LID	49016	49016
13	AGITATOR BEARING HUB	43434	43434
14	NEEDLE BEARING	47106	47106
15*	SPUR GEAR KIT (Includes 2 gears with set screws. Always replace Agitator Spur Gear and Kettle Drive Motor Gear as a set.)	47059K	47059K
16	SET SCREW #10-32 X 3/16	41742	41742
17	AGITATOR SHAFT	69710	69710
18	SET COLLAR 5/16 ID 5/8 OD	46649	46649
19	AGITATOR WEIGHT	69715	69715
20	STIR ROD	69714	69714
<b>Kettle Bottom Assembly – Element/Heater View</b>			
21	KETTLE BOTTOM ASSEMBLY (Complete Assembly - includes Kettle Shell, Kettle Lead Assembly and parts listed below)	56000W	58000W
22	KETTLE GASKET	49368	49368
23	KETTLE/HEATER	56006	58008
24	8-32 TOP LOCK NUT (where used, always replace lock nut if removed)	67943	67943
25	450°F THERMOSTAT (includes two 6-32 X 3/16 Screws)	76089	76089
26	THERMOSTAT SHUNT BAR	47193	47193
27	525°F THERMOSTAT (includes two 6-32 X 3/16 Screws)	76702	76702



## Kettle Assembly Parts List – 56000 (6 oz.), 58000M (8 oz.)

Item	Part Description	Part Number	
		56000	58000M
1	8-32 TALL ACORN NUT	47702	47702
2	8-32 X 1/2 PHIL PAN M/S	47141	47141
3	KETTLE SHELL	49431	49431
4	KETTLE LEAD ASSY	49328	49328
5	DUMP HANDLE RH	49314	49314
6	DUMP HANDLE KNOB	47110	47110
7	SPACER (for Dump Handle)	49362	49362
8	8-32 X 1" SET SCREW	77933	77933
9	LID & AGITATOR ASSY (Complete Assembly)	59103	59908M
10	KETTLE CROSSBAR ASSEMBLY	59102	59907M
11	FRONT LID W/FORMED LIFTER	49017	49017
12	REAR KETTLE LID	49016	49016
13	AGITATOR BEARING HUB	43434	43434
14	NEEDLE BEARING	47106	47106
15*	SPUR GEAR KIT (Includes 2 gears with set screws. Always replace Agitator Spur Gear and Kettle Drive Motor Gear as a set.)	47059K	47059K
16	SET SCREW #10-32 X 3/16	41742	41742
17	AGITATOR SHAFT	69710	69710
18	SET COLLAR 5/16 ID 5/8 OD	46649	46649
19	AGITATOR WEIGHT	69715	69715
20	STIR ROD	69714	69714
<b>Kettle Bottom Assembly – Element/Heater View</b>			
21	KETTLE BOTTOM ASSEMBLY (Complete Assembly - includes Kettle Shell, Kettle Lead Assembly and parts listed below)	56000W	58000W
22	KETTLE GASKET	49368	49368
23	KETTLE/HEATER	56006	58008
24	8-32 TOP LOCK NUT (where used, always replace lock nut if removed)	67943	67943
25	450°F THERMOSTAT (includes two 6-32 X 3/16 Screws)	76089	76089
26	THERMOSTAT SHUNT BAR	47193	47193
27	525°F THERMOSTAT (includes two 6-32 X 3/16 Screws)	76702	76702



## Kettle Assembly Parts List – 56000 (6 oz.), 58000M (8 oz.)

Item	Part Description	Part Number	
		56000	58000M
1	8-32 TALL ACORN NUT	47702	47702
2	8-32 X 1/2 PHIL PAN M/S	47141	47141
3	KETTLE SHELL	49431	49431
4	KETTLE LEAD ASSY	49328	49328
5	DUMP HANDLE RH	49314	49314
6	DUMP HANDLE KNOB	47110	47110
7	SPACER (for Dump Handle)	49362	49362
8	8-32 X 1" SET SCREW	77933	77933
9	LID & AGITATOR ASSY (Complete Assembly)	59103	59908M
10	KETTLE CROSSBAR ASSEMBLY	59102	59907M
11	FRONT LID W/FORMED LIFTER	49017	49017
12	REAR KETTLE LID	49016	49016
13	AGITATOR BEARING HUB	43434	43434
14	NEEDLE BEARING	47106	47106
15*	SPUR GEAR KIT (Includes 2 gears with set screws. Always replace Agitator Spur Gear and Kettle Drive Motor Gear as a set.)	47059K	47059K
16	SET SCREW #10-32 X 3/16	41742	41742
17	AGITATOR SHAFT	69710	69710
18	SET COLLAR 5/16 ID 5/8 OD	46649	46649
19	AGITATOR WEIGHT	69715	69715
20	STIR ROD	69714	69714
<b>Kettle Bottom Assembly – Element/Heater View</b>			
21	KETTLE BOTTOM ASSEMBLY (Complete Assembly - includes Kettle Shell, Kettle Lead Assembly and parts listed below)	56000W	58000W
22	KETTLE GASKET	49368	49368
23	KETTLE/HEATER	56006	58008
24	8-32 TOP LOCK NUT (where used, always replace lock nut if removed)	67943	67943
25	450°F THERMOSTAT (includes two 6-32 X 3/16 Screws)	76089	76089
26	THERMOSTAT SHUNT BAR	47193	47193
27	525°F THERMOSTAT (includes two 6-32 X 3/16 Screws)	76702	76702



## Kettle Assembly Parts List – 56000 (6 oz.), 58000M (8 oz.)

Item	Part Description	Part Number	
		56000	58000M
1	8-32 TALL ACORN NUT	47702	47702
2	8-32 X 1/2 PHIL PAN M/S	47141	47141
3	KETTLE SHELL	49431	49431
4	KETTLE LEAD ASSY	49328	49328
5	DUMP HANDLE RH	49314	49314
6	DUMP HANDLE KNOB	47110	47110
7	SPACER (for Dump Handle)	49362	49362
8	8-32 X 1" SET SCREW	77933	77933
9	LID & AGITATOR ASSY (Complete Assembly)	59103	59908M
10	KETTLE CROSSBAR ASSEMBLY	59102	59907M
11	FRONT LID W/FORMED LIFTER	49017	49017
12	REAR KETTLE LID	49016	49016
13	AGITATOR BEARING HUB	43434	43434
14	NEEDLE BEARING	47106	47106
15*	SPUR GEAR KIT (Includes 2 gears with set screws. Always replace Agitator Spur Gear and Kettle Drive Motor Gear as a set.)	47059K	47059K
16	SET SCREW #10-32 X 3/16	41742	41742
17	AGITATOR SHAFT	69710	69710
18	SET COLLAR 5/16 ID 5/8 OD	46649	46649
19	AGITATOR WEIGHT	69715	69715
20	STIR ROD	69714	69714
<b>Kettle Bottom Assembly – Element/Heater View</b>			
21	KETTLE BOTTOM ASSEMBLY (Complete Assembly - includes Kettle Shell, Kettle Lead Assembly and parts listed below)	56000W	58000W
22	KETTLE GASKET	49368	49368
23	KETTLE/HEATER	56006	58008
24	8-32 TOP LOCK NUT (where used, always replace lock nut if removed)	67943	67943
25	450°F THERMOSTAT (includes two 6-32 X 3/16 Screws)	76089	76089
26	THERMOSTAT SHUNT BAR	47193	47193
27	525°F THERMOSTAT (includes two 6-32 X 3/16 Screws)	76702	76702



## Kettle Assembly Parts List – 56000 (6 oz.), 58000M (8 oz.)

Item	Part Description	Part Number	
		56000	58000M
1	8-32 TALL ACORN NUT	47702	47702
2	8-32 X 1/2 PHIL PAN M/S	47141	47141
3	KETTLE SHELL	49431	49431
4	KETTLE LEAD ASSY	49328	49328
5	DUMP HANDLE RH	49314	49314
6	DUMP HANDLE KNOB	47110	47110
7	SPACER (for Dump Handle)	49362	49362
8	8-32 X 1" SET SCREW	77933	77933
9	LID & AGITATOR ASSY (Complete Assembly)	59103	59908M
10	KETTLE CROSSBAR ASSEMBLY	59102	59907M
11	FRONT LID W/FORMED LIFTER	49017	49017
12	REAR KETTLE LID	49016	49016
13	AGITATOR BEARING HUB	43434	43434
14	NEEDLE BEARING	47106	47106
15*	SPUR GEAR KIT (Includes 2 gears with set screws. Always replace Agitator Spur Gear and Kettle Drive Motor Gear as a set.)	47059K	47059K
16	SET SCREW #10-32 X 3/16	41742	41742
17	AGITATOR SHAFT	69710	69710
18	SET COLLAR 5/16 ID 5/8 OD	46649	46649
19	AGITATOR WEIGHT	69715	69715
20	STIR ROD	69714	69714
<b>Kettle Bottom Assembly – Element/Heater View</b>			
21	KETTLE BOTTOM ASSEMBLY (Complete Assembly - includes Kettle Shell, Kettle Lead Assembly and parts listed below)	56000W	58000W
22	KETTLE GASKET	49368	49368
23	KETTLE/HEATER	56006	58008
24	8-32 TOP LOCK NUT (where used, always replace lock nut if removed)	67943	67943
25	450°F THERMOSTAT (includes two 6-32 X 3/16 Screws)	76089	76089
26	THERMOSTAT SHUNT BAR	47193	47193
27	525°F THERMOSTAT (includes two 6-32 X 3/16 Screws)	76702	76702



## Kettle Assembly Parts List – 56000 (6 oz.), 58000M (8 oz.)

Item	Part Description	Part Number	
		56000	58000M
1	8-32 TALL ACORN NUT	47702	47702
2	8-32 X 1/2 PHIL PAN M/S	47141	47141
3	KETTLE SHELL	49431	49431
4	KETTLE LEAD ASSY	49328	49328
5	DUMP HANDLE RH	49314	49314
6	DUMP HANDLE KNOB	47110	47110
7	SPACER (for Dump Handle)	49362	49362
8	8-32 X 1" SET SCREW	77933	77933
9	LID & AGITATOR ASSY (Complete Assembly)	59103	59908M
10	KETTLE CROSSBAR ASSEMBLY	59102	59907M
11	FRONT LID W/FORMED LIFTER	49017	49017
12	REAR KETTLE LID	49016	49016
13	AGITATOR BEARING HUB	43434	43434
14	NEEDLE BEARING	47106	47106
15*	SPUR GEAR KIT (Includes 2 gears with set screws. Always replace Agitator Spur Gear and Kettle Drive Motor Gear as a set.)	47059K	47059K
16	SET SCREW #10-32 X 3/16	41742	41742
17	AGITATOR SHAFT	69710	69710
18	SET COLLAR 5/16 ID 5/8 OD	46649	46649
19	AGITATOR WEIGHT	69715	69715
20	STIR ROD	69714	69714
<b>Kettle Bottom Assembly – Element/Heater View</b>			
21	KETTLE BOTTOM ASSEMBLY (Complete Assembly - includes Kettle Shell, Kettle Lead Assembly and parts listed below)	56000W	58000W
22	KETTLE GASKET	49368	49368
23	KETTLE/HEATER	56006	58008
24	8-32 TOP LOCK NUT (where used, always replace lock nut if removed)	67943	67943
25	450°F THERMOSTAT (includes two 6-32 X 3/16 Screws)	76089	76089
26	THERMOSTAT SHUNT BAR	47193	47193
27	525°F THERMOSTAT (includes two 6-32 X 3/16 Screws)	76702	76702



## Kettle Assembly Parts List – 56000 (6 oz.), 58000M (8 oz.)

Item	Part Description	Part Number	
		56000	58000M
1	8-32 TALL ACORN NUT	47702	47702
2	8-32 X 1/2 PHIL PAN M/S	47141	47141
3	KETTLE SHELL	49431	49431
4	KETTLE LEAD ASSY	49328	49328
5	DUMP HANDLE RH	49314	49314
6	DUMP HANDLE KNOB	47110	47110
7	SPACER (for Dump Handle)	49362	49362
8	8-32 X 1" SET SCREW	77933	77933
9	LID & AGITATOR ASSY (Complete Assembly)	59103	59908M
10	KETTLE CROSSBAR ASSEMBLY	59102	59907M
11	FRONT LID W/FORMED LIFTER	49017	49017
12	REAR KETTLE LID	49016	49016
13	AGITATOR BEARING HUB	43434	43434
14	NEEDLE BEARING	47106	47106
15*	SPUR GEAR KIT (Includes 2 gears with set screws. Always replace Agitator Spur Gear and Kettle Drive Motor Gear as a set.)	47059K	47059K
16	SET SCREW #10-32 X 3/16	41742	41742
17	AGITATOR SHAFT	69710	69710
18	SET COLLAR 5/16 ID 5/8 OD	46649	46649
19	AGITATOR WEIGHT	69715	69715
20	STIR ROD	69714	69714
<b>Kettle Bottom Assembly – Element/Heater View</b>			
21	KETTLE BOTTOM ASSEMBLY (Complete Assembly - includes Kettle Shell, Kettle Lead Assembly and parts listed below)	56000W	58000W
22	KETTLE GASKET	49368	49368
23	KETTLE/HEATER	56006	58008
24	8-32 TOP LOCK NUT (where used, always replace lock nut if removed)	67943	67943
25	450°F THERMOSTAT (includes two 6-32 X 3/16 Screws)	76089	76089
26	THERMOSTAT SHUNT BAR	47193	47193
27	525°F THERMOSTAT (includes two 6-32 X 3/16 Screws)	76702	76702



## Kettle Assembly Parts List – 56000 (6 oz.), 58000M (8 oz.)

Item	Part Description	Part Number	
		56000	58000M
1	8-32 TALL ACORN NUT	47702	47702
2	8-32 X 1/2 PHIL PAN M/S	47141	47141
3	KETTLE SHELL	49431	49431
4	KETTLE LEAD ASSY	49328	49328
5	DUMP HANDLE RH	49314	49314
6	DUMP HANDLE KNOB	47110	47110
7	SPACER (for Dump Handle)	49362	49362
8	8-32 X 1" SET SCREW	77933	77933
9	LID & AGITATOR ASSY (Complete Assembly)	59103	59908M
10	KETTLE CROSSBAR ASSEMBLY	59102	59907M
11	FRONT LID W/FORMED LIFTER	49017	49017
12	REAR KETTLE LID	49016	49016
13	AGITATOR BEARING HUB	43434	43434
14	NEEDLE BEARING	47106	47106
15*	SPUR GEAR KIT (Includes 2 gears with set screws. Always replace Agitator Spur Gear and Kettle Drive Motor Gear as a set.)	47059K	47059K
16	SET SCREW #10-32 X 3/16	41742	41742
17	AGITATOR SHAFT	69710	69710
18	SET COLLAR 5/16 ID 5/8 OD	46649	46649
19	AGITATOR WEIGHT	69715	69715
20	STIR ROD	69714	69714
<b>Kettle Bottom Assembly – Element/Heater View</b>			
21	KETTLE BOTTOM ASSEMBLY (Complete Assembly - includes Kettle Shell, Kettle Lead Assembly and parts listed below)	56000W	58000W
22	KETTLE GASKET	49368	49368
23	KETTLE/HEATER	56006	58008
24	8-32 TOP LOCK NUT (where used, always replace lock nut if removed)	67943	67943
25	450°F THERMOSTAT (includes two 6-32 X 3/16 Screws)	76089	76089
26	THERMOSTAT SHUNT BAR	47193	47193
27	525°F THERMOSTAT (includes two 6-32 X 3/16 Screws)	76702	76702



## Kettle Assembly Parts List – 56000 (6 oz.), 58000M (8 oz.)

Item	Part Description	Part Number	
		56000	58000M
1	8-32 TALL ACORN NUT	47702	47702
2	8-32 X 1/2 PHIL PAN M/S	47141	47141
3	KETTLE SHELL	49431	49431
4	KETTLE LEAD ASSY	49328	49328
5	DUMP HANDLE RH	49314	49314
6	DUMP HANDLE KNOB	47110	47110
7	SPACER (for Dump Handle)	49362	49362
8	8-32 X 1" SET SCREW	77933	77933
9	LID & AGITATOR ASSY (Complete Assembly)	59103	59908M
10	KETTLE CROSSBAR ASSEMBLY	59102	59907M
11	FRONT LID W/FORMED LIFTER	49017	49017
12	REAR KETTLE LID	49016	49016
13	AGITATOR BEARING HUB	43434	43434
14	NEEDLE BEARING	47106	47106
15*	SPUR GEAR KIT (Includes 2 gears with set screws. Always replace Agitator Spur Gear and Kettle Drive Motor Gear as a set.)	47059K	47059K
16	SET SCREW #10-32 X 3/16	41742	41742
17	AGITATOR SHAFT	69710	69710
18	SET COLLAR 5/16 ID 5/8 OD	46649	46649
19	AGITATOR WEIGHT	69715	69715
20	STIR ROD	69714	69714
<b>Kettle Bottom Assembly – Element/Heater View</b>			
21	KETTLE BOTTOM ASSEMBLY (Complete Assembly - includes Kettle Shell, Kettle Lead Assembly and parts listed below)	56000W	58000W
22	KETTLE GASKET	49368	49368
23	KETTLE/HEATER	56006	58008
24	8-32 TOP LOCK NUT (where used, always replace lock nut if removed)	67943	67943
25	450°F THERMOSTAT (includes two 6-32 X 3/16 Screws)	76089	76089
26	THERMOSTAT SHUNT BAR	47193	47193
27	525°F THERMOSTAT (includes two 6-32 X 3/16 Screws)	76702	76702



## Kettle Assembly Parts List – 56000 (6 oz.), 58000M (8 oz.)

Item	Part Description	Part Number	
		56000	58000M
1	8-32 TALL ACORN NUT	47702	47702
2	8-32 X 1/2 PHIL PAN M/S	47141	47141
3	KETTLE SHELL	49431	49431
4	KETTLE LEAD ASSY	49328	49328
5	DUMP HANDLE RH	49314	49314
6	DUMP HANDLE KNOB	47110	47110
7	SPACER (for Dump Handle)	49362	49362
8	8-32 X 1" SET SCREW	77933	77933
9	LID & AGITATOR ASSY (Complete Assembly)	59103	59908M
10	KETTLE CROSSBAR ASSEMBLY	59102	59907M
11	FRONT LID W/FORMED LIFTER	49017	49017
12	REAR KETTLE LID	49016	49016
13	AGITATOR BEARING HUB	43434	43434
14	NEEDLE BEARING	47106	47106
15*	SPUR GEAR KIT (Includes 2 gears with set screws. Always replace Agitator Spur Gear and Kettle Drive Motor Gear as a set.)	47059K	47059K
16	SET SCREW #10-32 X 3/16	41742	41742
17	AGITATOR SHAFT	69710	69710
18	SET COLLAR 5/16 ID 5/8 OD	46649	46649
19	AGITATOR WEIGHT	69715	69715
20	STIR ROD	69714	69714
<b>Kettle Bottom Assembly – Element/Heater View</b>			
21	KETTLE BOTTOM ASSEMBLY (Complete Assembly - includes Kettle Shell, Kettle Lead Assembly and parts listed below)	56000W	58000W
22	KETTLE GASKET	49368	49368
23	KETTLE/HEATER	56006	58008
24	8-32 TOP LOCK NUT (where used, always replace lock nut if removed)	67943	67943
25	450°F THERMOSTAT (includes two 6-32 X 3/16 Screws)	76089	76089
26	THERMOSTAT SHUNT BAR	47193	47193
27	525°F THERMOSTAT (includes two 6-32 X 3/16 Screws)	76702	76702



## Kettle Assembly Parts List – 56000 (6 oz.), 58000M (8 oz.)

Item	Part Description	Part Number	
		56000	58000M
1	8-32 TALL ACORN NUT	47702	47702
2	8-32 X 1/2 PHIL PAN M/S	47141	47141
3	KETTLE SHELL	49431	49431
4	KETTLE LEAD ASSY	49328	49328
5	DUMP HANDLE RH	49314	49314
6	DUMP HANDLE KNOB	47110	47110
7	SPACER (for Dump Handle)	49362	49362
8	8-32 X 1" SET SCREW	77933	77933
9	LID & AGITATOR ASSY (Complete Assembly)	59103	59908M
10	KETTLE CROSSBAR ASSEMBLY	59102	59907M
11	FRONT LID W/FORMED LIFTER	49017	49017
12	REAR KETTLE LID	49016	49016
13	AGITATOR BEARING HUB	43434	43434
14	NEEDLE BEARING	47106	47106
15*	SPUR GEAR KIT (Includes 2 gears with set screws. Always replace Agitator Spur Gear and Kettle Drive Motor Gear as a set.)	47059K	47059K
16	SET SCREW #10-32 X 3/16	41742	41742
17	AGITATOR SHAFT	69710	69710
18	SET COLLAR 5/16 ID 5/8 OD	46649	46649
19	AGITATOR WEIGHT	69715	69715
20	STIR ROD	69714	69714
<b>Kettle Bottom Assembly – Element/Heater View</b>			
21	KETTLE BOTTOM ASSEMBLY (Complete Assembly - includes Kettle Shell, Kettle Lead Assembly and parts listed below)	56000W	58000W
22	KETTLE GASKET	49368	49368
23	KETTLE/HEATER	56006	58008
24	8-32 TOP LOCK NUT (where used, always replace lock nut if removed)	67943	67943
25	450°F THERMOSTAT (includes two 6-32 X 3/16 Screws)	76089	76089
26	THERMOSTAT SHUNT BAR	47193	47193
27	525°F THERMOSTAT (includes two 6-32 X 3/16 Screws)	76702	76702



## Kettle Assembly Parts List – 56000 (6 oz.), 58000M (8 oz.)

Item	Part Description	Part Number	
		56000	58000M
1	8-32 TALL ACORN NUT	47702	47702
2	8-32 X 1/2 PHIL PAN M/S	47141	47141
3	KETTLE SHELL	49431	49431
4	KETTLE LEAD ASSY	49328	49328
5	DUMP HANDLE RH	49314	49314
6	DUMP HANDLE KNOB	47110	47110
7	SPACER (for Dump Handle)	49362	49362
8	8-32 X 1" SET SCREW	77933	77933
9	LID & AGITATOR ASSY (Complete Assembly)	59103	59908M
10	KETTLE CROSSBAR ASSEMBLY	59102	59907M
11	FRONT LID W/FORMED LIFTER	49017	49017
12	REAR KETTLE LID	49016	49016
13	AGITATOR BEARING HUB	43434	43434
14	NEEDLE BEARING	47106	47106
15*	SPUR GEAR KIT (Includes 2 gears with set screws. Always replace Agitator Spur Gear and Kettle Drive Motor Gear as a set.)	47059K	47059K
16	SET SCREW #10-32 X 3/16	41742	41742
17	AGITATOR SHAFT	69710	69710
18	SET COLLAR 5/16 ID 5/8 OD	46649	46649
19	AGITATOR WEIGHT	69715	69715
20	STIR ROD	69714	69714
<b>Kettle Bottom Assembly – Element/Heater View</b>			
21	KETTLE BOTTOM ASSEMBLY (Complete Assembly - includes Kettle Shell, Kettle Lead Assembly and parts listed below)	56000W	58000W
22	KETTLE GASKET	49368	49368
23	KETTLE/HEATER	56006	58008
24	8-32 TOP LOCK NUT (where used, always replace lock nut if removed)	67943	67943
25	450°F THERMOSTAT (includes two 6-32 X 3/16 Screws)	76089	76089
26	THERMOSTAT SHUNT BAR	47193	47193
27	525°F THERMOSTAT (includes two 6-32 X 3/16 Screws)	76702	76702



## Kettle Assembly Parts List – 56000 (6 oz.), 58000M (8 oz.)

Item	Part Description	Part Number	
		56000	58000M
1	8-32 TALL ACORN NUT	47702	47702
2	8-32 X 1/2 PHIL PAN M/S	47141	47141
3	KETTLE SHELL	49431	49431
4	KETTLE LEAD ASSY	49328	49328
5	DUMP HANDLE RH	49314	49314
6	DUMP HANDLE KNOB	47110	47110
7	SPACER (for Dump Handle)	49362	49362
8	8-32 X 1" SET SCREW	77933	77933
9	LID & AGITATOR ASSY (Complete Assembly)	59103	59908M
10	KETTLE CROSSBAR ASSEMBLY	59102	59907M
11	FRONT LID W/FORMED LIFTER	49017	49017
12	REAR KETTLE LID	49016	49016
13	AGITATOR BEARING HUB	43434	43434
14	NEEDLE BEARING	47106	47106
15*	SPUR GEAR KIT (Includes 2 gears with set screws. Always replace Agitator Spur Gear and Kettle Drive Motor Gear as a set.)	47059K	47059K
16	SET SCREW #10-32 X 3/16	41742	41742
17	AGITATOR SHAFT	69710	69710
18	SET COLLAR 5/16 ID 5/8 OD	46649	46649
19	AGITATOR WEIGHT	69715	69715
20	STIR ROD	69714	69714
<b>Kettle Bottom Assembly – Element/Heater View</b>			
21	KETTLE BOTTOM ASSEMBLY (Complete Assembly - includes Kettle Shell, Kettle Lead Assembly and parts listed below)	56000W	58000W
22	KETTLE GASKET	49368	49368
23	KETTLE/HEATER	56006	58008
24	8-32 TOP LOCK NUT (where used, always replace lock nut if removed)	67943	67943
25	450°F THERMOSTAT (includes two 6-32 X 3/16 Screws)	76089	76089
26	THERMOSTAT SHUNT BAR	47193	47193
27	525°F THERMOSTAT (includes two 6-32 X 3/16 Screws)	76702	76702



## Kettle Assembly Parts List – 56000 (6 oz.), 58000M (8 oz.)

Item	Part Description	Part Number	
		56000	58000M
1	8-32 TALL ACORN NUT	47702	47702
2	8-32 X 1/2 PHIL PAN M/S	47141	47141
3	KETTLE SHELL	49431	49431
4	KETTLE LEAD ASSY	49328	49328
5	DUMP HANDLE RH	49314	49314
6	DUMP HANDLE KNOB	47110	47110
7	SPACER (for Dump Handle)	49362	49362
8	8-32 X 1" SET SCREW	77933	77933
9	LID & AGITATOR ASSY (Complete Assembly)	59103	59908M
10	KETTLE CROSSBAR ASSEMBLY	59102	59907M
11	FRONT LID W/FORMED LIFTER	49017	49017
12	REAR KETTLE LID	49016	49016
13	AGITATOR BEARING HUB	43434	43434
14	NEEDLE BEARING	47106	47106
15*	SPUR GEAR KIT (Includes 2 gears with set screws. Always replace Agitator Spur Gear and Kettle Drive Motor Gear as a set.)	47059K	47059K
16	SET SCREW #10-32 X 3/16	41742	41742
17	AGITATOR SHAFT	69710	69710
18	SET COLLAR 5/16 ID 5/8 OD	46649	46649
19	AGITATOR WEIGHT	69715	69715
20	STIR ROD	69714	69714
<b>Kettle Bottom Assembly – Element/Heater View</b>			
21	KETTLE BOTTOM ASSEMBLY (Complete Assembly - includes Kettle Shell, Kettle Lead Assembly and parts listed below)	56000W	58000W
22	KETTLE GASKET	49368	49368
23	KETTLE/HEATER	56006	58008
24	8-32 TOP LOCK NUT (where used, always replace lock nut if removed)	67943	67943
25	450°F THERMOSTAT (includes two 6-32 X 3/16 Screws)	76089	76089
26	THERMOSTAT SHUNT BAR	47193	47193
27	525°F THERMOSTAT (includes two 6-32 X 3/16 Screws)	76702	76702



## Kettle Assembly Parts List – 56000 (6 oz.), 58000M (8 oz.)

Item	Part Description	Part Number	
		56000	58000M
1	8-32 TALL ACORN NUT	47702	47702
2	8-32 X 1/2 PHIL PAN M/S	47141	47141
3	KETTLE SHELL	49431	49431
4	KETTLE LEAD ASSY	49328	49328
5	DUMP HANDLE RH	49314	49314
6	DUMP HANDLE KNOB	47110	47110
7	SPACER (for Dump Handle)	49362	49362
8	8-32 X 1" SET SCREW	77933	77933
9	LID & AGITATOR ASSY (Complete Assembly)	59103	59908M
10	KETTLE CROSSBAR ASSEMBLY	59102	59907M
11	FRONT LID W/FORMED LIFTER	49017	49017
12	REAR KETTLE LID	49016	49016
13	AGITATOR BEARING HUB	43434	43434
14	NEEDLE BEARING	47106	47106
15*	SPUR GEAR KIT (Includes 2 gears with set screws. Always replace Agitator Spur Gear and Kettle Drive Motor Gear as a set.)	47059K	47059K
16	SET SCREW #10-32 X 3/16	41742	41742
17	AGITATOR SHAFT	69710	69710
18	SET COLLAR 5/16 ID 5/8 OD	46649	46649
19	AGITATOR WEIGHT	69715	69715
20	STIR ROD	69714	69714
<b>Kettle Bottom Assembly – Element/Heater View</b>			
21	KETTLE BOTTOM ASSEMBLY (Complete Assembly - includes Kettle Shell, Kettle Lead Assembly and parts listed below)	56000W	58000W
22	KETTLE GASKET	49368	49368
23	KETTLE/HEATER	56006	58008
24	8-32 TOP LOCK NUT (where used, always replace lock nut if removed)	67943	67943
25	450°F THERMOSTAT (includes two 6-32 X 3/16 Screws)	76089	76089
26	THERMOSTAT SHUNT BAR	47193	47193
27	525°F THERMOSTAT (includes two 6-32 X 3/16 Screws)	76702	76702



## Kettle Assembly Parts List – 56000 (6 oz.), 58000M (8 oz.)

Item	Part Description	Part Number	
		56000	58000M
1	8-32 TALL ACORN NUT	47702	47702
2	8-32 X 1/2 PHIL PAN M/S	47141	47141
3	KETTLE SHELL	49431	49431
4	KETTLE LEAD ASSY	49328	49328
5	DUMP HANDLE RH	49314	49314
6	DUMP HANDLE KNOB	47110	47110
7	SPACER (for Dump Handle)	49362	49362
8	8-32 X 1" SET SCREW	77933	77933
9	LID & AGITATOR ASSY (Complete Assembly)	59103	59908M
10	KETTLE CROSSBAR ASSEMBLY	59102	59907M
11	FRONT LID W/FORMED LIFTER	49017	49017
12	REAR KETTLE LID	49016	49016
13	AGITATOR BEARING HUB	43434	43434
14	NEEDLE BEARING	47106	47106
15*	SPUR GEAR KIT (Includes 2 gears with set screws. Always replace Agitator Spur Gear and Kettle Drive Motor Gear as a set.)	47059K	47059K
16	SET SCREW #10-32 X 3/16	41742	41742
17	AGITATOR SHAFT	69710	69710
18	SET COLLAR 5/16 ID 5/8 OD	46649	46649
19	AGITATOR WEIGHT	69715	69715
20	STIR ROD	69714	69714
<b>Kettle Bottom Assembly – Element/Heater View</b>			
21	KETTLE BOTTOM ASSEMBLY (Complete Assembly - includes Kettle Shell, Kettle Lead Assembly and parts listed below)	56000W	58000W
22	KETTLE GASKET	49368	49368
23	KETTLE/HEATER	56006	58008
24	8-32 TOP LOCK NUT (where used, always replace lock nut if removed)	67943	67943
25	450°F THERMOSTAT (includes two 6-32 X 3/16 Screws)	76089	76089
26	THERMOSTAT SHUNT BAR	47193	47193
27	525°F THERMOSTAT (includes two 6-32 X 3/16 Screws)	76702	76702



## Kettle Assembly Parts List – 56000 (6 oz.), 58000M (8 oz.)

Item	Part Description	Part Number	
		56000	58000M
1	8-32 TALL ACORN NUT	47702	47702
2	8-32 X 1/2 PHIL PAN M/S	47141	47141
3	KETTLE SHELL	49431	49431
4	KETTLE LEAD ASSY	49328	49328
5	DUMP HANDLE RH	49314	49314
6	DUMP HANDLE KNOB	47110	47110
7	SPACER (for Dump Handle)	49362	49362
8	8-32 X 1" SET SCREW	77933	77933
9	LID & AGITATOR ASSY (Complete Assembly)	59103	59908M
10	KETTLE CROSSBAR ASSEMBLY	59102	59907M
11	FRONT LID W/FORMED LIFTER	49017	49017
12	REAR KETTLE LID	49016	49016
13	AGITATOR BEARING HUB	43434	43434
14	NEEDLE BEARING	47106	47106
15*	SPUR GEAR KIT (Includes 2 gears with set screws. Always replace Agitator Spur Gear and Kettle Drive Motor Gear as a set.)	47059K	47059K
16	SET SCREW #10-32 X 3/16	41742	41742
17	AGITATOR SHAFT	69710	69710
18	SET COLLAR 5/16 ID 5/8 OD	46649	46649
19	AGITATOR WEIGHT	69715	69715
20	STIR ROD	69714	69714
<b>Kettle Bottom Assembly – Element/Heater View</b>			
21	KETTLE BOTTOM ASSEMBLY (Complete Assembly - includes Kettle Shell, Kettle Lead Assembly and parts listed below)	56000W	58000W
22	KETTLE GASKET	49368	49368
23	KETTLE/HEATER	56006	58008
24	8-32 TOP LOCK NUT (where used, always replace lock nut if removed)	67943	67943
25	450°F THERMOSTAT (includes two 6-32 X 3/16 Screws)	76089	76089
26	THERMOSTAT SHUNT BAR	47193	47193
27	525°F THERMOSTAT (includes two 6-32 X 3/16 Screws)	76702	76702



## Kettle Assembly Parts List – 56000 (6 oz.), 58000M (8 oz.)

Item	Part Description	Part Number	
		56000	58000M
1	8-32 TALL ACORN NUT	47702	47702
2	8-32 X 1/2 PHIL PAN M/S	47141	47141
3	KETTLE SHELL	49431	49431
4	KETTLE LEAD ASSY	49328	49328
5	DUMP HANDLE RH	49314	49314
6	DUMP HANDLE KNOB	47110	47110
7	SPACER (for Dump Handle)	49362	49362
8	8-32 X 1" SET SCREW	77933	77933
9	LID & AGITATOR ASSY (Complete Assembly)	59103	59908M
10	KETTLE CROSSBAR ASSEMBLY	59102	59907M
11	FRONT LID W/FORMED LIFTER	49017	49017
12	REAR KETTLE LID	49016	49016
13	AGITATOR BEARING HUB	43434	43434
14	NEEDLE BEARING	47106	47106
15*	SPUR GEAR KIT (Includes 2 gears with set screws. Always replace Agitator Spur Gear and Kettle Drive Motor Gear as a set.)	47059K	47059K
16	SET SCREW #10-32 X 3/16	41742	41742
17	AGITATOR SHAFT	69710	69710
18	SET COLLAR 5/16 ID 5/8 OD	46649	46649
19	AGITATOR WEIGHT	69715	69715
20	STIR ROD	69714	69714
<b>Kettle Bottom Assembly – Element/Heater View</b>			
21	KETTLE BOTTOM ASSEMBLY (Complete Assembly - includes Kettle Shell, Kettle Lead Assembly and parts listed below)	56000W	58000W
22	KETTLE GASKET	49368	49368
23	KETTLE/HEATER	56006	58008
24	8-32 TOP LOCK NUT (where used, always replace lock nut if removed)	67943	67943
25	450°F THERMOSTAT (includes two 6-32 X 3/16 Screws)	76089	76089
26	THERMOSTAT SHUNT BAR	47193	47193
27	525°F THERMOSTAT (includes two 6-32 X 3/16 Screws)	76702	76702



## Kettle Assembly Parts List – 56000 (6 oz.), 58000M (8 oz.)

Item	Part Description	Part Number	
		56000	58000M
1	8-32 TALL ACORN NUT	47702	47702
2	8-32 X 1/2 PHIL PAN M/S	47141	47141
3	KETTLE SHELL	49431	49431
4	KETTLE LEAD ASSY	49328	49328
5	DUMP HANDLE RH	49314	49314
6	DUMP HANDLE KNOB	47110	47110
7	SPACER (for Dump Handle)	49362	49362
8	8-32 X 1" SET SCREW	77933	77933
9	LID & AGITATOR ASSY (Complete Assembly)	59103	59908M
10	KETTLE CROSSBAR ASSEMBLY	59102	59907M
11	FRONT LID W/FORMED LIFTER	49017	49017
12	REAR KETTLE LID	49016	49016
13	AGITATOR BEARING HUB	43434	43434
14	NEEDLE BEARING	47106	47106
15*	SPUR GEAR KIT (Includes 2 gears with set screws. Always replace Agitator Spur Gear and Kettle Drive Motor Gear as a set.)	47059K	47059K
16	SET SCREW #10-32 X 3/16	41742	41742
17	AGITATOR SHAFT	69710	69710
18	SET COLLAR 5/16 ID 5/8 OD	46649	46649
19	AGITATOR WEIGHT	69715	69715
20	STIR ROD	69714	69714
<b>Kettle Bottom Assembly – Element/Heater View</b>			
21	KETTLE BOTTOM ASSEMBLY (Complete Assembly - includes Kettle Shell, Kettle Lead Assembly and parts listed below)	56000W	58000W
22	KETTLE GASKET	49368	49368
23	KETTLE/HEATER	56006	58008
24	8-32 TOP LOCK NUT (where used, always replace lock nut if removed)	67943	67943
25	450°F THERMOSTAT (includes two 6-32 X 3/16 Screws)	76089	76089
26	THERMOSTAT SHUNT BAR	47193	47193
27	525°F THERMOSTAT (includes two 6-32 X 3/16 Screws)	76702	76702



## Kettle Assembly Parts List – 56000 (6 oz.), 58000M (8 oz.)

Item	Part Description	Part Number	
		56000	58000M
1	8-32 TALL ACORN NUT	47702	47702
2	8-32 X 1/2 PHIL PAN M/S	47141	47141
3	KETTLE SHELL	49431	49431
4	KETTLE LEAD ASSY	49328	49328
5	DUMP HANDLE RH	49314	49314
6	DUMP HANDLE KNOB	47110	47110
7	SPACER (for Dump Handle)	49362	49362
8	8-32 X 1" SET SCREW	77933	77933
9	LID & AGITATOR ASSY (Complete Assembly)	59103	59908M
10	KETTLE CROSSBAR ASSEMBLY	59102	59907M
11	FRONT LID W/FORMED LIFTER	49017	49017
12	REAR KETTLE LID	49016	49016
13	AGITATOR BEARING HUB	43434	43434
14	NEEDLE BEARING	47106	47106
15*	SPUR GEAR KIT (Includes 2 gears with set screws. Always replace Agitator Spur Gear and Kettle Drive Motor Gear as a set.)	47059K	47059K
16	SET SCREW #10-32 X 3/16	41742	41742
17	AGITATOR SHAFT	69710	69710
18	SET COLLAR 5/16 ID 5/8 OD	46649	46649
19	AGITATOR WEIGHT	69715	69715
20	STIR ROD	69714	69714
<b>Kettle Bottom Assembly – Element/Heater View</b>			
21	KETTLE BOTTOM ASSEMBLY (Complete Assembly - includes Kettle Shell, Kettle Lead Assembly and parts listed below)	56000W	58000W
22	KETTLE GASKET	49368	49368
23	KETTLE/HEATER	56006	58008
24	8-32 TOP LOCK NUT (where used, always replace lock nut if removed)	67943	67943
25	450°F THERMOSTAT (includes two 6-32 X 3/16 Screws)	76089	76089
26	THERMOSTAT SHUNT BAR	47193	47193
27	525°F THERMOSTAT (includes two 6-32 X 3/16 Screws)	76702	76702



## Kettle Assembly Parts List – 56000 (6 oz.), 58000M (8 oz.)

Item	Part Description	Part Number	
		56000	58000M
1	8-32 TALL ACORN NUT	47702	47702
2	8-32 X 1/2 PHIL PAN M/S	47141	47141
3	KETTLE SHELL	49431	49431
4	KETTLE LEAD ASSY	49328	49328
5	DUMP HANDLE RH	49314	49314
6	DUMP HANDLE KNOB	47110	47110
7	SPACER (for Dump Handle)	49362	49362
8	8-32 X 1" SET SCREW	77933	77933
9	LID & AGITATOR ASSY (Complete Assembly)	59103	59908M
10	KETTLE CROSSBAR ASSEMBLY	59102	59907M
11	FRONT LID W/FORMED LIFTER	49017	49017
12	REAR KETTLE LID	49016	49016
13	AGITATOR BEARING HUB	43434	43434
14	NEEDLE BEARING	47106	47106
15*	SPUR GEAR KIT (Includes 2 gears with set screws. Always replace Agitator Spur Gear and Kettle Drive Motor Gear as a set.)	47059K	47059K
16	SET SCREW #10-32 X 3/16	41742	41742
17	AGITATOR SHAFT	69710	69710
18	SET COLLAR 5/16 ID 5/8 OD	46649	46649
19	AGITATOR WEIGHT	69715	69715
20	STIR ROD	69714	69714
<b>Kettle Bottom Assembly – Element/Heater View</b>			
21	KETTLE BOTTOM ASSEMBLY (Complete Assembly - includes Kettle Shell, Kettle Lead Assembly and parts listed below)	56000W	58000W
22	KETTLE GASKET	49368	49368
23	KETTLE/HEATER	56006	58008
24	8-32 TOP LOCK NUT (where used, always replace lock nut if removed)	67943	67943
25	450°F THERMOSTAT (includes two 6-32 X 3/16 Screws)	76089	76089
26	THERMOSTAT SHUNT BAR	47193	47193
27	525°F THERMOSTAT (includes two 6-32 X 3/16 Screws)	76702	76702



## Kettle Assembly Parts List – 56000 (6 oz.), 58000M (8 oz.)

Item	Part Description	Part Number	
		56000	58000M
1	8-32 TALL ACORN NUT	47702	47702
2	8-32 X 1/2 PHIL PAN M/S	47141	47141
3	KETTLE SHELL	49431	49431
4	KETTLE LEAD ASSY	49328	49328
5	DUMP HANDLE RH	49314	49314
6	DUMP HANDLE KNOB	47110	47110
7	SPACER (for Dump Handle)	49362	49362
8	8-32 X 1" SET SCREW	77933	77933
9	LID & AGITATOR ASSY (Complete Assembly)	59103	59908M
10	KETTLE CROSSBAR ASSEMBLY	59102	59907M
11	FRONT LID W/FORMED LIFTER	49017	49017
12	REAR KETTLE LID	49016	49016
13	AGITATOR BEARING HUB	43434	43434
14	NEEDLE BEARING	47106	47106
15*	SPUR GEAR KIT (Includes 2 gears with set screws. Always replace Agitator Spur Gear and Kettle Drive Motor Gear as a set.)	47059K	47059K
16	SET SCREW #10-32 X 3/16	41742	41742
17	AGITATOR SHAFT	69710	69710
18	SET COLLAR 5/16 ID 5/8 OD	46649	46649
19	AGITATOR WEIGHT	69715	69715
20	STIR ROD	69714	69714
<b>Kettle Bottom Assembly – Element/Heater View</b>			
21	KETTLE BOTTOM ASSEMBLY (Complete Assembly - includes Kettle Shell, Kettle Lead Assembly and parts listed below)	56000W	58000W
22	KETTLE GASKET	49368	49368
23	KETTLE/HEATER	56006	58008
24	8-32 TOP LOCK NUT (where used, always replace lock nut if removed)	67943	67943
25	450°F THERMOSTAT (includes two 6-32 X 3/16 Screws)	76089	76089
26	THERMOSTAT SHUNT BAR	47193	47193
27	525°F THERMOSTAT (includes two 6-32 X 3/16 Screws)	76702	76702



## Kettle Assembly Parts List – 56000 (6 oz.), 58000M (8 oz.)

Item	Part Description	Part Number	
		56000	58000M
1	8-32 TALL ACORN NUT	47702	47702
2	8-32 X 1/2 PHIL PAN M/S	47141	47141
3	KETTLE SHELL	49431	49431
4	KETTLE LEAD ASSY	49328	49328
5	DUMP HANDLE RH	49314	49314
6	DUMP HANDLE KNOB	47110	47110
7	SPACER (for Dump Handle)	49362	49362
8	8-32 X 1" SET SCREW	77933	77933
9	LID & AGITATOR ASSY (Complete Assembly)	59103	59908M
10	KETTLE CROSSBAR ASSEMBLY	59102	59907M
11	FRONT LID W/FORMED LIFTER	49017	49017
12	REAR KETTLE LID	49016	49016
13	AGITATOR BEARING HUB	43434	43434
14	NEEDLE BEARING	47106	47106
15*	SPUR GEAR KIT (Includes 2 gears with set screws. Always replace Agitator Spur Gear and Kettle Drive Motor Gear as a set.)	47059K	47059K
16	SET SCREW #10-32 X 3/16	41742	41742
17	AGITATOR SHAFT	69710	69710
18	SET COLLAR 5/16 ID 5/8 OD	46649	46649
19	AGITATOR WEIGHT	69715	69715
20	STIR ROD	69714	69714
<b>Kettle Bottom Assembly – Element/Heater View</b>			
21	KETTLE BOTTOM ASSEMBLY (Complete Assembly - includes Kettle Shell, Kettle Lead Assembly and parts listed below)	56000W	58000W
22	KETTLE GASKET	49368	49368
23	KETTLE/HEATER	56006	58008
24	8-32 TOP LOCK NUT (where used, always replace lock nut if removed)	67943	67943
25	450°F THERMOSTAT (includes two 6-32 X 3/16 Screws)	76089	76089
26	THERMOSTAT SHUNT BAR	47193	47193
27	525°F THERMOSTAT (includes two 6-32 X 3/16 Screws)	76702	76702



## Kettle Assembly Parts List – 56000 (6 oz.), 58000M (8 oz.)

Item	Part Description	Part Number	
		56000	58000M
1	8-32 TALL ACORN NUT	47702	47702
2	8-32 X 1/2 PHIL PAN M/S	47141	47141
3	KETTLE SHELL	49431	49431
4	KETTLE LEAD ASSY	49328	49328
5	DUMP HANDLE RH	49314	49314
6	DUMP HANDLE KNOB	47110	47110
7	SPACER (for Dump Handle)	49362	49362
8	8-32 X 1" SET SCREW	77933	77933
9	LID & AGITATOR ASSY (Complete Assembly)	59103	59908M
10	KETTLE CROSSBAR ASSEMBLY	59102	59907M
11	FRONT LID W/FORMED LIFTER	49017	49017
12	REAR KETTLE LID	49016	49016
13	AGITATOR BEARING HUB	43434	43434
14	NEEDLE BEARING	47106	47106
15*	SPUR GEAR KIT (Includes 2 gears with set screws. Always replace Agitator Spur Gear and Kettle Drive Motor Gear as a set.)	47059K	47059K
16	SET SCREW #10-32 X 3/16	41742	41742
17	AGITATOR SHAFT	69710	69710
18	SET COLLAR 5/16 ID 5/8 OD	46649	46649
19	AGITATOR WEIGHT	69715	69715
20	STIR ROD	69714	69714
<b>Kettle Bottom Assembly – Element/Heater View</b>			
21	KETTLE BOTTOM ASSEMBLY (Complete Assembly - includes Kettle Shell, Kettle Lead Assembly and parts listed below)	56000W	58000W
22	KETTLE GASKET	49368	49368
23	KETTLE/HEATER	56006	58008
24	8-32 TOP LOCK NUT (where used, always replace lock nut if removed)	67943	67943
25	450°F THERMOSTAT (includes two 6-32 X 3/16 Screws)	76089	76089
26	THERMOSTAT SHUNT BAR	47193	47193
27	525°F THERMOSTAT (includes two 6-32 X 3/16 Screws)	76702	76702



## Kettle Assembly Parts List – 56000 (6 oz.), 58000M (8 oz.)

Item	Part Description	Part Number	
		56000	58000M
1	8-32 TALL ACORN NUT	47702	47702
2	8-32 X 1/2 PHIL PAN M/S	47141	47141
3	KETTLE SHELL	49431	49431
4	KETTLE LEAD ASSY	49328	49328
5	DUMP HANDLE RH	49314	49314
6	DUMP HANDLE KNOB	47110	47110
7	SPACER (for Dump Handle)	49362	49362
8	8-32 X 1" SET SCREW	77933	77933
9	LID & AGITATOR ASSY (Complete Assembly)	59103	59908M
10	KETTLE CROSSBAR ASSEMBLY	59102	59907M
11	FRONT LID W/FORMED LIFTER	49017	49017
12	REAR KETTLE LID	49016	49016
13	AGITATOR BEARING HUB	43434	43434
14	NEEDLE BEARING	47106	47106
15*	SPUR GEAR KIT (Includes 2 gears with set screws. Always replace Agitator Spur Gear and Kettle Drive Motor Gear as a set.)	47059K	47059K
16	SET SCREW #10-32 X 3/16	41742	41742
17	AGITATOR SHAFT	69710	69710
18	SET COLLAR 5/16 ID 5/8 OD	46649	46649
19	AGITATOR WEIGHT	69715	69715
20	STIR ROD	69714	69714
<b>Kettle Bottom Assembly – Element/Heater View</b>			
21	KETTLE BOTTOM ASSEMBLY (Complete Assembly - includes Kettle Shell, Kettle Lead Assembly and parts listed below)	56000W	58000W
22	KETTLE GASKET	49368	49368
23	KETTLE/HEATER	56006	58008
24	8-32 TOP LOCK NUT (where used, always replace lock nut if removed)	67943	67943
25	450°F THERMOSTAT (includes two 6-32 X 3/16 Screws)	76089	76089
26	THERMOSTAT SHUNT BAR	47193	47193
27	525°F THERMOSTAT (includes two 6-32 X 3/16 Screws)	76702	76702

## Cabinet Exterior – Front View




Item	Part Description	Part No.
1	8-32 X 3/8 SLT. HWH M/S	42044
2	DOME WELDMENT	111417
4	21 5/16" GLASS CHANNNEL (used on the side edges of the glass panels)	49844
3	16 1/4" GLASS CHANNNEL (used on the top and bottom edges of the glass panels)	74172
5	GLIDE	47328
6	10-24 X 3/4" HEX HEAD	41314
7	CRUTCH TIP BLACK 70 DURO	49123

## Cabinet Exterior – Front View




Item	Part Description	Part No.
1	8-32 X 3/8 SLT. HWH M/S	42044
2	DOME WELDMENT	111417
4	21 5/16" GLASS CHANNNEL (used on the side edges of the glass panels)	49844
3	16 1/4" GLASS CHANNNEL (used on the top and bottom edges of the glass panels)	74172
5	GLIDE	47328
6	10-24 X 3/4" HEX HEAD	41314
7	CRUTCH TIP BLACK 70 DURO	49123

## Cabinet Exterior – Front View




Item	Part Description	Part No.
1	8-32 X 3/8 SLT. HWH M/S	42044
2	DOME WELDMENT	111417
4	21 5/16" GLASS CHANNNEL (used on the side edges of the glass panels)	49844
3	16 1/4" GLASS CHANNNEL (used on the top and bottom edges of the glass panels)	74172
5	GLIDE	47328
6	10-24 X 3/4" HEX HEAD	41314
7	CRUTCH TIP BLACK 70 DURO	49123

## Cabinet Exterior – Front View




Item	Part Description	Part No.
1	8-32 X 3/8 SLT. HWH M/S	42044
2	DOME WELDMENT	111417
4	21 5/16" GLASS CHANNNEL (used on the side edges of the glass panels)	49844
3	16 1/4" GLASS CHANNNEL (used on the top and bottom edges of the glass panels)	74172
5	GLIDE	47328
6	10-24 X 3/4" HEX HEAD	41314
7	CRUTCH TIP BLACK 70 DURO	49123

## Cabinet Exterior – Front View



Item	Part Description	Part No.
1	8-32 X 3/8 SLT. HWH M/S	42044
2	DOME WELDMENT	111417
4	21 5/16" GLASS CHANNNEL (used on the side edges of the glass panels)	49844
3	16 1/4" GLASS CHANNNEL (used on the top and bottom edges of the glass panels)	74172
5	GLIDE	47328
6	10-24 X 3/4" HEX HEAD	41314
7	CRUTCH TIP BLACK 70 DURO	49123

## Cabinet Exterior – Front View




Item	Part Description	Part No.
1	8-32 X 3/8 SLT. HWH M/S	42044
2	DOME WELDMENT	111417
4	21 5/16" GLASS CHANNNEL (used on the side edges of the glass panels)	49844
3	16 1/4" GLASS CHANNNEL (used on the top and bottom edges of the glass panels)	74172
5	GLIDE	47328
6	10-24 X 3/4" HEX HEAD	41314
7	CRUTCH TIP BLACK 70 DURO	49123

## Cabinet Exterior – Front View




Item	Part Description	Part No.
1	8-32 X 3/8 SLT. HWH M/S	42044
2	DOME WELDMENT	111417
4	21 5/16" GLASS CHANNNEL (used on the side edges of the glass panels)	49844
3	16 1/4" GLASS CHANNNEL (used on the top and bottom edges of the glass panels)	74172
5	GLIDE	47328
6	10-24 X 3/4" HEX HEAD	41314
7	CRUTCH TIP BLACK 70 DURO	49123

## Cabinet Exterior – Rear View




Item	Part Description	Part No.
1	MAGNETIC CATCH	47561
2	MAGNETIC CATCH BRACKET	41340
3	MAGNETIC BRACKET SHIM	38527
4**	COMPLETE LH DOOR HARDWARE KIT	47054
5**	COMPLETE RH DOOR HARDWARE KIT	47055
6	8-32 X 1/2 PHIL PAN M/S (fastens male hinges to the corner posts)	47141
7	DOOR	77774
8	DROP PANEL	77730
9	OLD MAID PAN	49100
10	LID LIFT KNOB	47120
11	8-32" X 3/8" PH PAN W/SEMS	42227
13	STRAIN RELIEF SR-7W-2	67060
12*	LEAD IN CORD 15 AMP PLUG	22038

## Cabinet Exterior – Rear View




Item	Part Description	Part No.
1	MAGNETIC CATCH	47561
2	MAGNETIC CATCH BRACKET	41340
3	MAGNETIC BRACKET SHIM	38527
4**	COMPLETE LH DOOR HARDWARE KIT	47054
5**	COMPLETE RH DOOR HARDWARE KIT	47055
6	8-32 X 1/2 PHIL PAN M/S (fastens male hinges to the corner posts)	47141
7	DOOR	77774
8	DROP PANEL	77730
9	OLD MAID PAN	49100
10	LID LIFT KNOB	47120
11	8-32" X 3/8" PH PAN W/SEMS	42227
13	STRAIN RELIEF SR-7W-2	67060
12*	LEAD IN CORD 15 AMP PLUG	22038

## Cabinet Exterior – Rear View




Item	Part Description	Part No.
1	MAGNETIC CATCH	47561
2	MAGNETIC CATCH BRACKET	41340
3	MAGNETIC BRACKET SHIM	38527
4**	COMPLETE LH DOOR HARDWARE KIT	47054
5**	COMPLETE RH DOOR HARDWARE KIT	47055
6	8-32 X 1/2 PHIL PAN M/S (fastens male hinges to the corner posts)	47141
7	DOOR	77774
8	DROP PANEL	77730
9	OLD MAID PAN	49100
10	LID LIFT KNOB	47120
11	8-32" X 3/8" PH PAN W/SEMS	42227
13	STRAIN RELIEF SR-7W-2	67060
12*	LEAD IN CORD 15 AMP PLUG	22038

## Cabinet Exterior – Rear View




Item	Part Description	Part No.
1	MAGNETIC CATCH	47561
2	MAGNETIC CATCH BRACKET	41340
3	MAGNETIC BRACKET SHIM	38527
4**	COMPLETE LH DOOR HARDWARE KIT	47054
5**	COMPLETE RH DOOR HARDWARE KIT	47055
6	8-32 X 1/2 PHIL PAN M/S (fastens male hinges to the corner posts)	47141
7	DOOR	77774
8	DROP PANEL	77730
9	OLD MAID PAN	49100
10	LID LIFT KNOB	47120
11	8-32" X 3/8" PH PAN W/SEMS	42227
13	STRAIN RELIEF SR-7W-2	67060
12*	LEAD IN CORD 15 AMP PLUG	22038

## Cabinet Exterior – Rear View




Item	Part Description	Part No.
1	MAGNETIC CATCH	47561
2	MAGNETIC CATCH BRACKET	41340
3	MAGNETIC BRACKET SHIM	38527
4**	COMPLETE LH DOOR HARDWARE KIT	47054
5**	COMPLETE RH DOOR HARDWARE KIT	47055
6	8-32 X 1/2 PHIL PAN M/S (fastens male hinges to the corner posts)	47141
7	DOOR	77774
8	DROP PANEL	77730
9	OLD MAID PAN	49100
10	LID LIFT KNOB	47120
11	8-32" X 3/8" PH PAN W/SEMS	42227
13	STRAIN RELIEF SR-7W-2	67060
12*	LEAD IN CORD 15 AMP PLUG	22038

## Cabinet Exterior – Rear View




Item	Part Description	Part No.
1	MAGNETIC CATCH	47561
2	MAGNETIC CATCH BRACKET	41340
3	MAGNETIC BRACKET SHIM	38527
4**	COMPLETE LH DOOR HARDWARE KIT	47054
5**	COMPLETE RH DOOR HARDWARE KIT	47055
6	8-32 X 1/2 PHIL PAN M/S (fastens male hinges to the corner posts)	47141
7	DOOR	77774
8	DROP PANEL	77730
9	OLD MAID PAN	49100
10	LID LIFT KNOB	47120
11	8-32" X 3/8" PH PAN W/SEMS	42227
13	STRAIN RELIEF SR-7W-2	67060
12*	LEAD IN CORD 15 AMP PLUG	22038

## Cabinet Exterior – Rear View




Item	Part Description	Part No.
1	MAGNETIC CATCH	47561
2	MAGNETIC CATCH BRACKET	41340
3	MAGNETIC BRACKET SHIM	38527
4**	COMPLETE LH DOOR HARDWARE KIT	47054
5**	COMPLETE RH DOOR HARDWARE KIT	47055
6	8-32 X 1/2 PHIL PAN M/S (fastens male hinges to the corner posts)	47141
7	DOOR	77774
8	DROP PANEL	77730
9	OLD MAID PAN	49100
10	LID LIFT KNOB	47120
11	8-32" X 3/8" PH PAN W/SEMS	42227
13	STRAIN RELIEF SR-7W-2	67060
12*	LEAD IN CORD 15 AMP PLUG	22038

## Cabinet Exterior – Rear View




Item	Part Description	Part No.
1	MAGNETIC CATCH	47561
2	MAGNETIC CATCH BRACKET	41340
3	MAGNETIC BRACKET SHIM	38527
4**	COMPLETE LH DOOR HARDWARE KIT	47054
5**	COMPLETE RH DOOR HARDWARE KIT	47055
6	8-32 X 1/2 PHIL PAN M/S (fastens male hinges to the corner posts)	47141
7	DOOR	77774
8	DROP PANEL	77730
9	OLD MAID PAN	49100
10	LID LIFT KNOB	47120
11	8-32" X 3/8" PH PAN W/SEMS	42227
13	STRAIN RELIEF SR-7W-2	67060
12*	LEAD IN CORD 15 AMP PLUG	22038

## Cabinet Exterior – Rear View




Item	Part Description	Part No.
1	MAGNETIC CATCH	47561
2	MAGNETIC CATCH BRACKET	41340
3	MAGNETIC BRACKET SHIM	38527
4**	COMPLETE LH DOOR HARDWARE KIT	47054
5**	COMPLETE RH DOOR HARDWARE KIT	47055
6	8-32 X 1/2 PHIL PAN M/S (fastens male hinges to the corner posts)	47141
7	DOOR	77774
8	DROP PANEL	77730
9	OLD MAID PAN	49100
10	LID LIFT KNOB	47120
11	8-32" X 3/8" PH PAN W/SEMS	42227
13	STRAIN RELIEF SR-7W-2	67060
12*	LEAD IN CORD 15 AMP PLUG	22038

## Cabinet Exterior – Rear View




Item	Part Description	Part No.
1	MAGNETIC CATCH	47561
2	MAGNETIC CATCH BRACKET	41340
3	MAGNETIC BRACKET SHIM	38527
4**	COMPLETE LH DOOR HARDWARE KIT	47054
5**	COMPLETE RH DOOR HARDWARE KIT	47055
6	8-32 X 1/2 PHIL PAN M/S (fastens male hinges to the corner posts)	47141
7	DOOR	77774
8	DROP PANEL	77730
9	OLD MAID PAN	49100
10	LID LIFT KNOB	47120
11	8-32" X 3/8" PH PAN W/SEMS	42227
13	STRAIN RELIEF SR-7W-2	67060
12*	LEAD IN CORD 15 AMP PLUG	22038

## Cabinet Exterior – Rear View



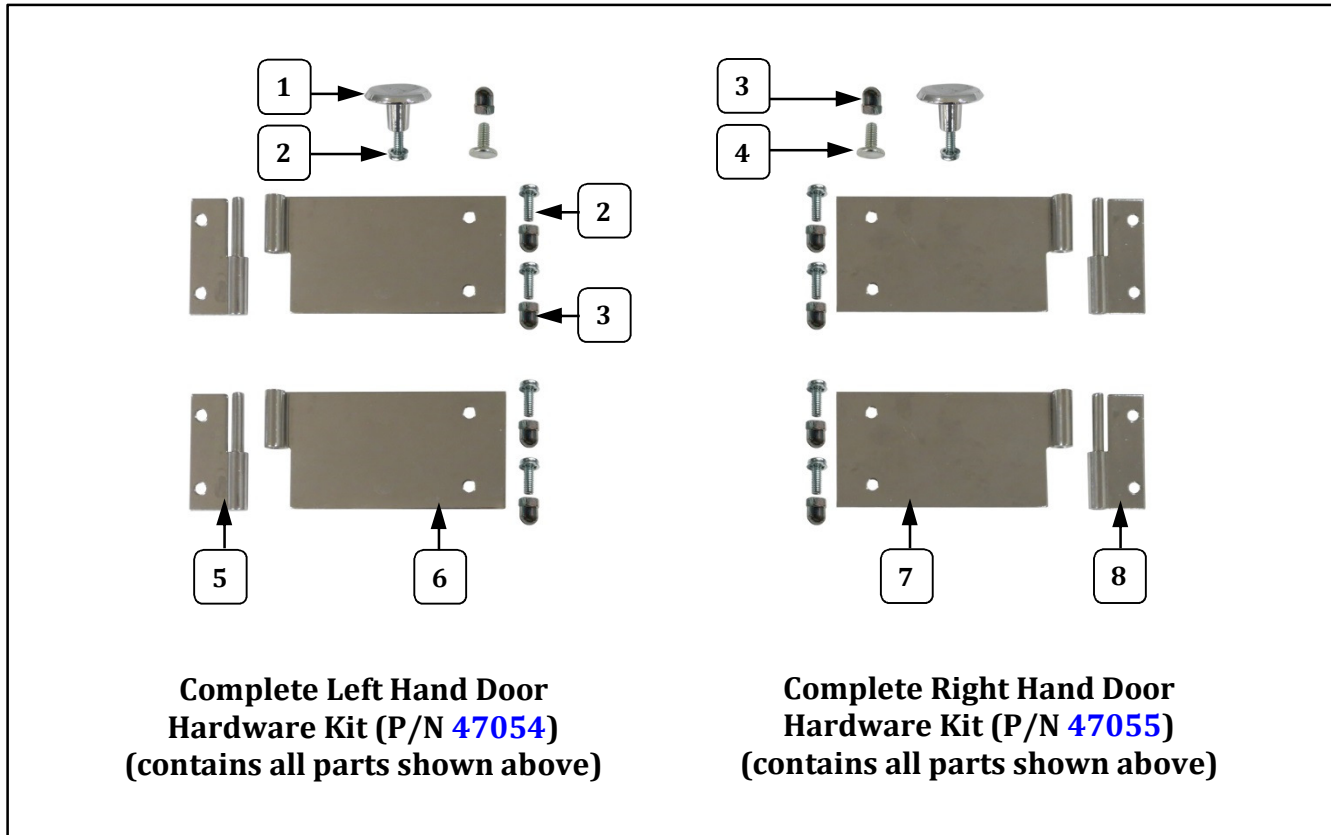
Item	Part Description	Part No.
1	MAGNETIC CATCH	47561
2	MAGNETIC CATCH BRACKET	41340
3	MAGNETIC BRACKET SHIM	38527
4**	COMPLETE LH DOOR HARDWARE KIT	47054
5**	COMPLETE RH DOOR HARDWARE KIT	47055
6	8-32 X 1/2 PHIL PAN M/S (fastens male hinges to the corner posts)	47141
7	DOOR	77774
8	DROP PANEL	77730
9	OLD MAID PAN	49100
10	LID LIFT KNOB	47120
11	8-32" X 3/8" PH PAN W/SEMS	42227
13	STRAIN RELIEF SR-7W-2	67060
12*	LEAD IN CORD 15 AMP PLUG	22038

## Cabinet Exterior – Rear View



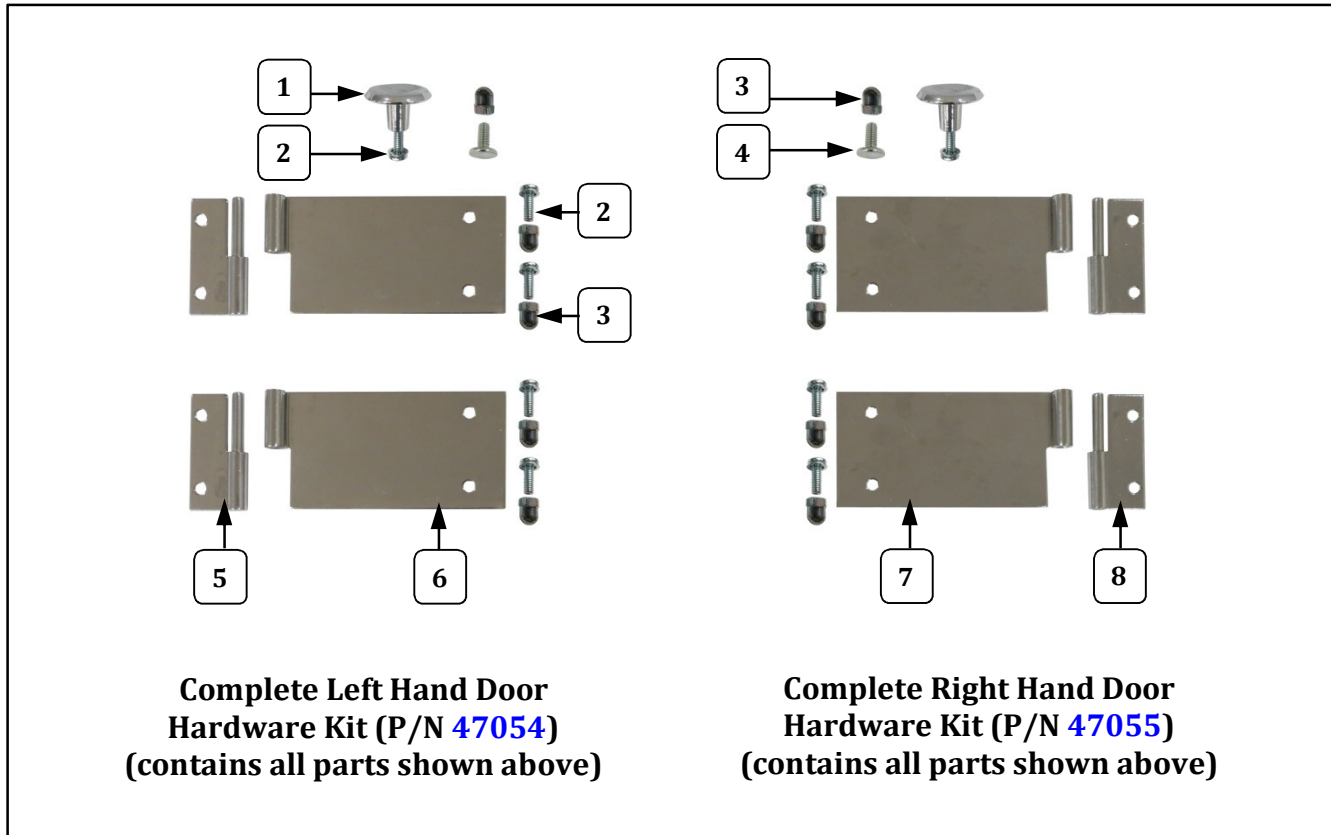
Item	Part Description	Part No.
1	MAGNETIC CATCH	47561
2	MAGNETIC CATCH BRACKET	41340
3	MAGNETIC BRACKET SHIM	38527
4**	COMPLETE LH DOOR HARDWARE KIT	47054
5**	COMPLETE RH DOOR HARDWARE KIT	47055
6	8-32 X 1/2 PHIL PAN M/S (fastens male hinges to the corner posts)	47141
7	DOOR	77774
8	DROP PANEL	77730
9	OLD MAID PAN	49100
10	LID LIFT KNOB	47120
11	8-32" X 3/8" PH PAN W/SEMS	42227
13	STRAIN RELIEF SR-7W-2	67060
12*	LEAD IN CORD 15 AMP PLUG	22038

## Door Hardware Kits – Individual Component Breakdown



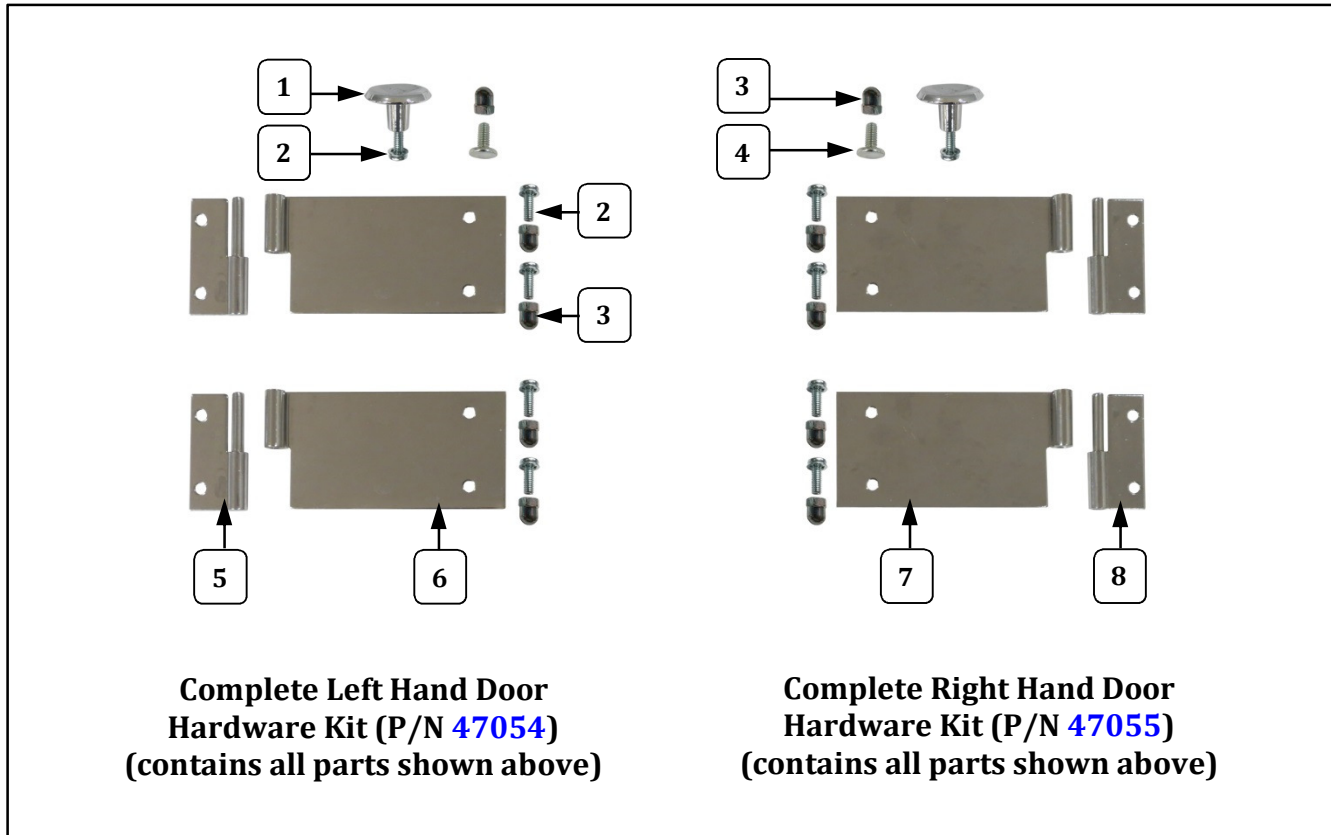
Item	Part Description	Part Number	
		47054	47055
1	DOOR KNOB	41013	41013
2	8-32 X 1/2 SCREWS PH PAN W/SEMS	47124	47124
3	ACORN NUT #8-32	47702	47702
4	TEE BOLT	75267	75267
5	MALE HINGE SHORT LEFT	41349	
6	FEMALE HINGE LONG LEFT	41352	
7	FEMALE HINGE LONG RIGHT		41351
8	MALE HINGE SHORT RIGHT		41350

## Door Hardware Kits – Individual Component Breakdown



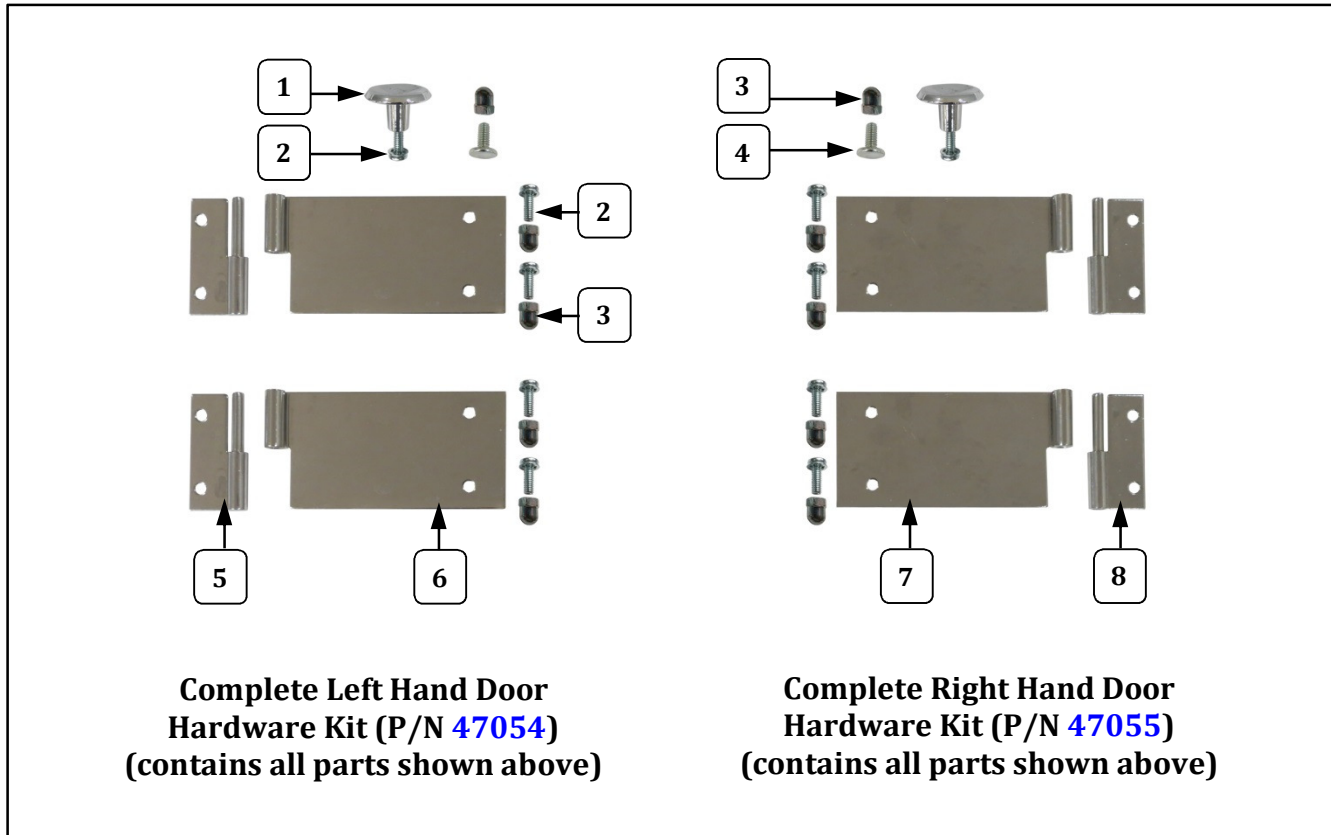
Item	Part Description	Part Number	
		47054	47055
1	DOOR KNOB	41013	41013
2	8-32 X 1/2 SCREWS PH PAN W/SEMS	47124	47124
3	ACORN NUT #8-32	47702	47702
4	TEE BOLT	75267	75267
5	MALE HINGE SHORT LEFT	41349	
6	FEMALE HINGE LONG LEFT	41352	
7	FEMALE HINGE LONG RIGHT		41351
8	MALE HINGE SHORT RIGHT		41350

## Door Hardware Kits – Individual Component Breakdown



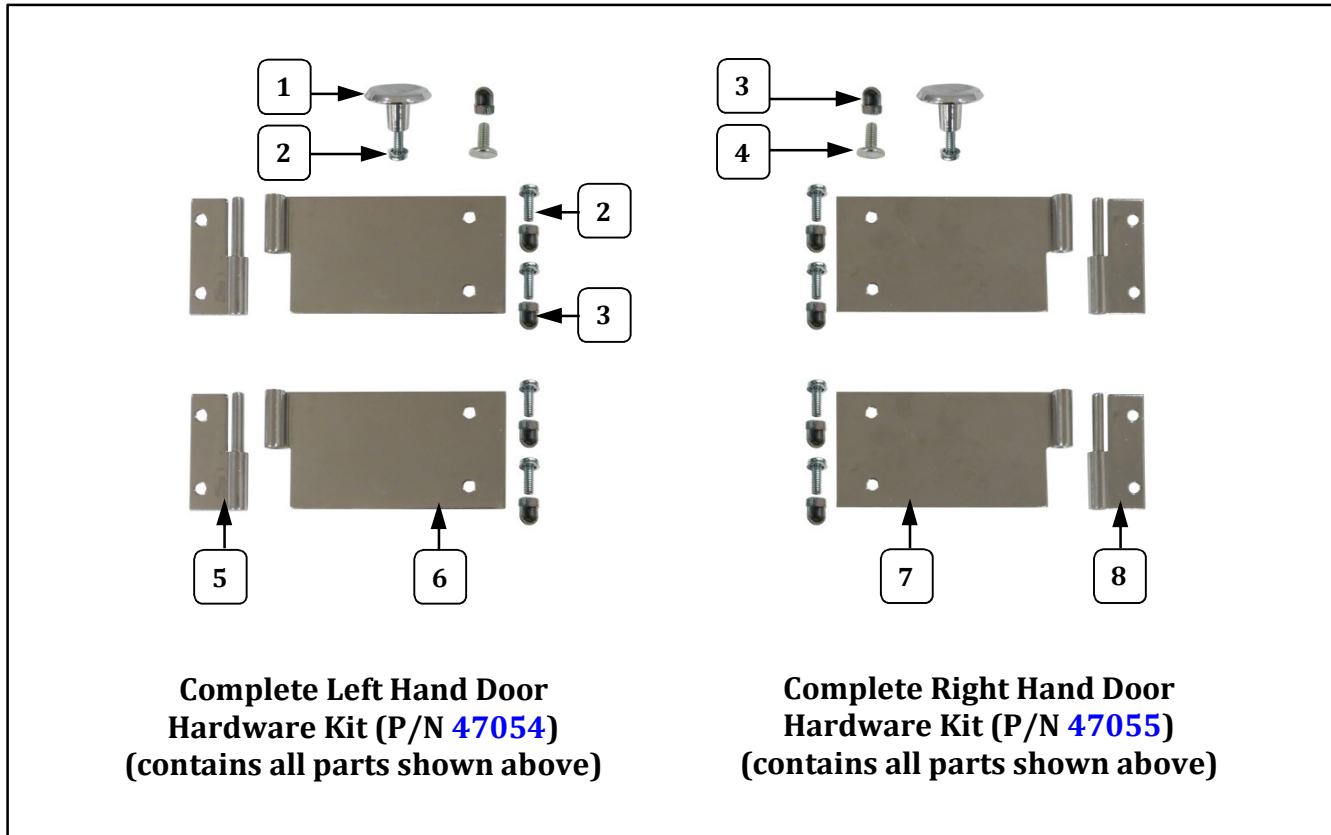
Item	Part Description	Part Number	
		47054	47055
1	DOOR KNOB	41013	41013
2	8-32 X 1/2 SCREWS PH PAN W/SEMS	47124	47124
3	ACORN NUT #8-32	47702	47702
4	TEE BOLT	75267	75267
5	MALE HINGE SHORT LEFT	41349	
6	FEMALE HINGE LONG LEFT	41352	
7	FEMALE HINGE LONG RIGHT		41351
8	MALE HINGE SHORT RIGHT		41350

## Door Hardware Kits – Individual Component Breakdown



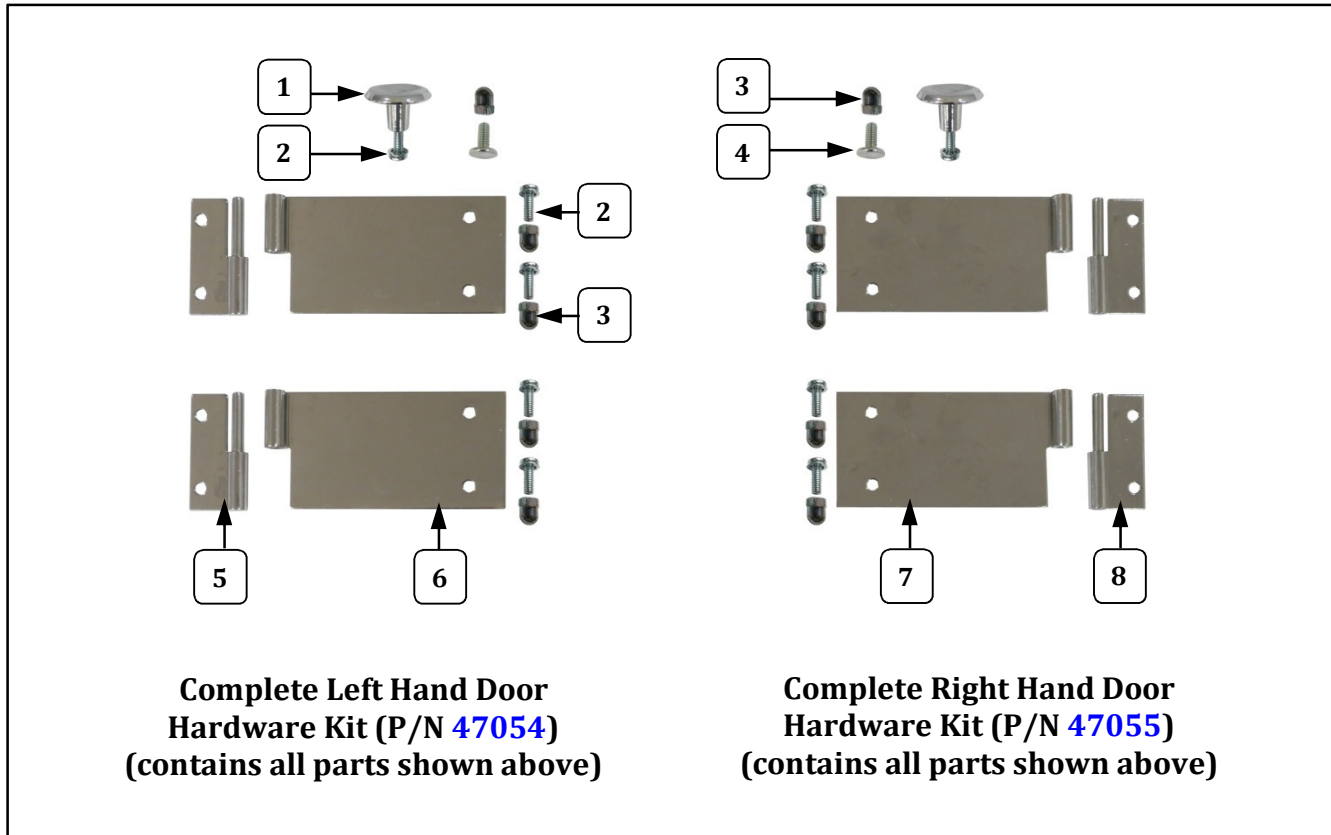
Item	Part Description	Part Number	
		47054	47055
1	DOOR KNOB	41013	41013
2	8-32 X 1/2 SCREWS PH PAN W/SEMS	47124	47124
3	ACORN NUT #8-32	47702	47702
4	TEE BOLT	75267	75267
5	MALE HINGE SHORT LEFT	41349	
6	FEMALE HINGE LONG LEFT	41352	
7	FEMALE HINGE LONG RIGHT		41351
8	MALE HINGE SHORT RIGHT		41350

## Door Hardware Kits – Individual Component Breakdown



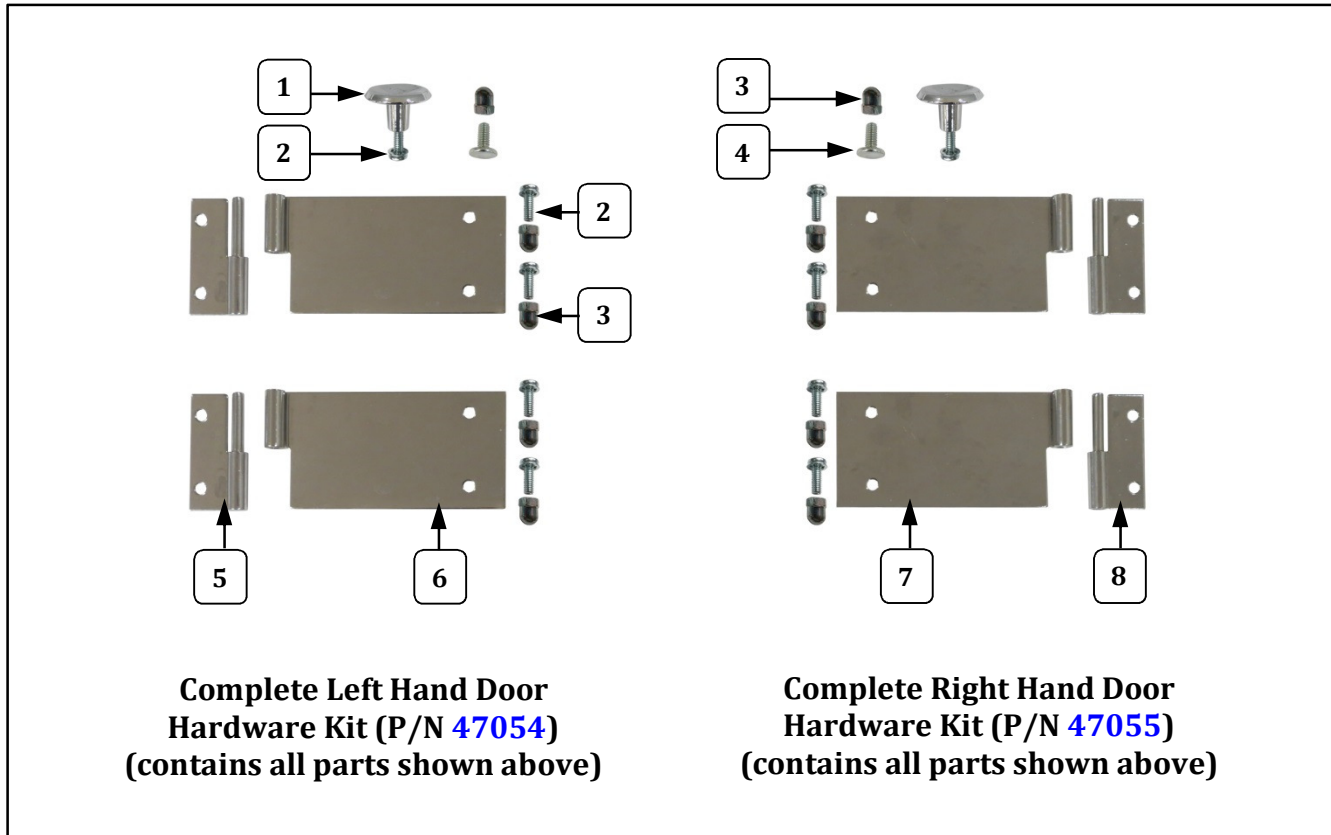
Item	Part Description	Part Number	
		47054	47055
1	DOOR KNOB	41013	41013
2	8-32 X 1/2 SCREWS PH PAN W/SEMS	47124	47124
3	ACORN NUT #8-32	47702	47702
4	TEE BOLT	75267	75267
5	MALE HINGE SHORT LEFT	41349	
6	FEMALE HINGE LONG LEFT	41352	
7	FEMALE HINGE LONG RIGHT		41351
8	MALE HINGE SHORT RIGHT		41350

## Door Hardware Kits – Individual Component Breakdown



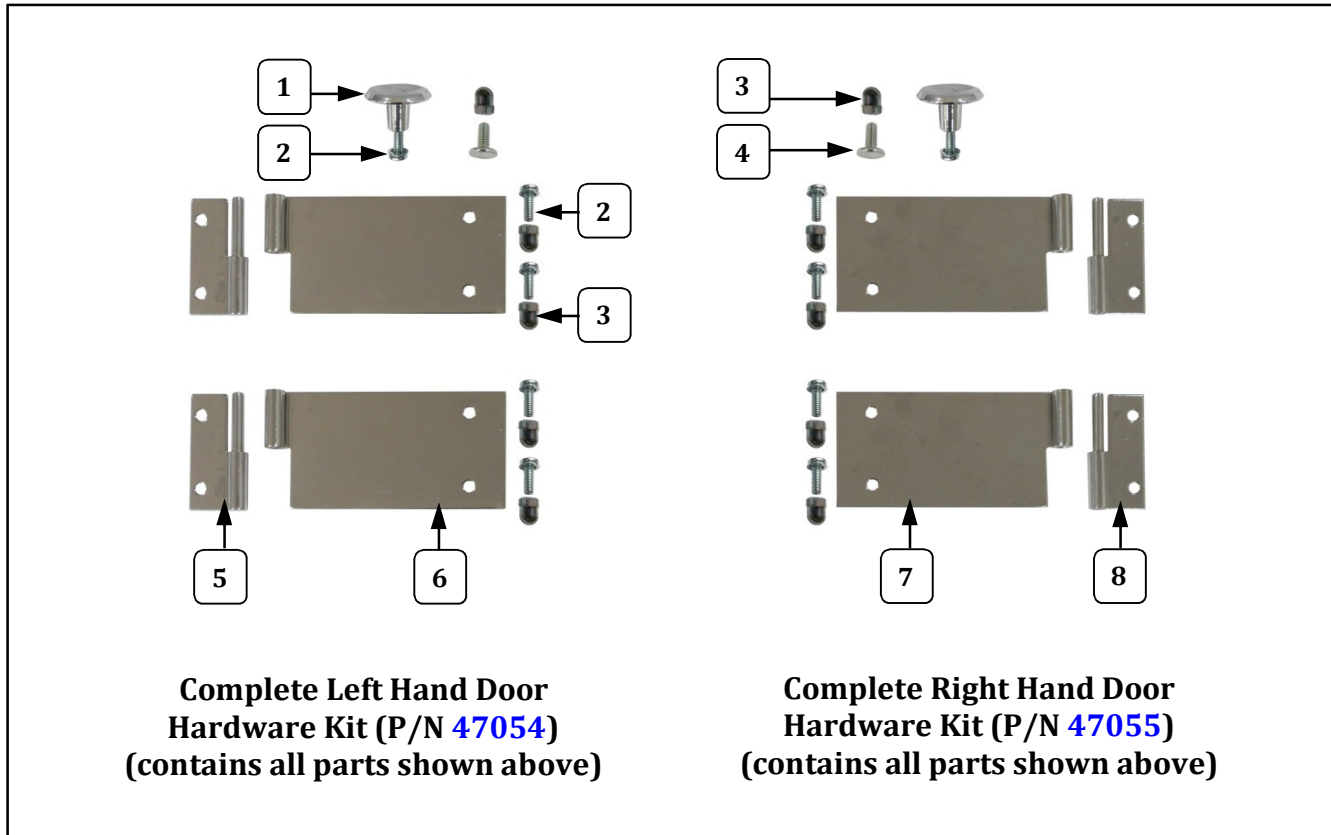
Item	Part Description	Part Number	
		47054	47055
1	DOOR KNOB	41013	41013
2	8-32 X 1/2 SCREWS PH PAN W/SEMS	47124	47124
3	ACORN NUT #8-32	47702	47702
4	TEE BOLT	75267	75267
5	MALE HINGE SHORT LEFT	41349	
6	FEMALE HINGE LONG LEFT	41352	
7	FEMALE HINGE LONG RIGHT		41351
8	MALE HINGE SHORT RIGHT		41350

## Door Hardware Kits – Individual Component Breakdown



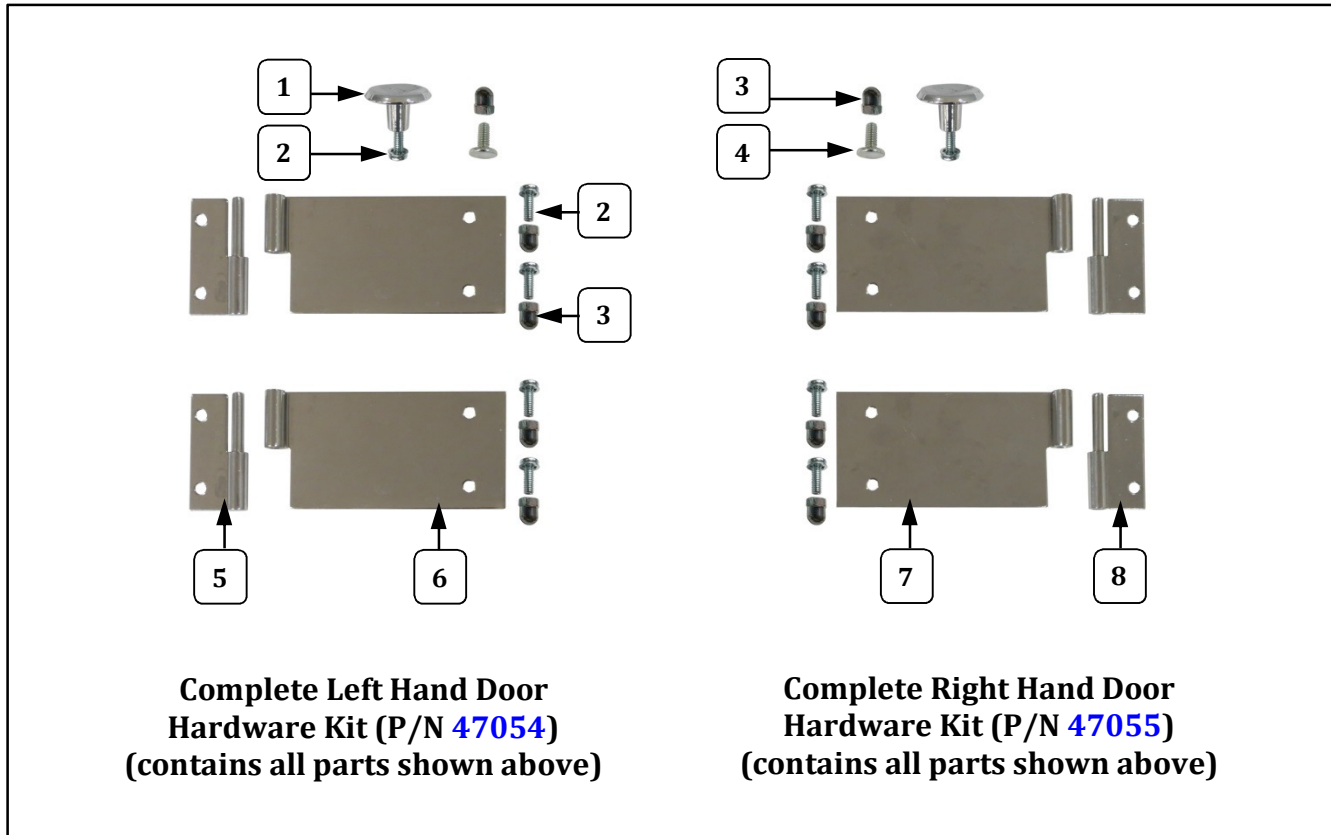
Item	Part Description	Part Number	
		47054	47055
1	DOOR KNOB	41013	41013
2	8-32 X 1/2 SCREWS PH PAN W/SEMS	47124	47124
3	ACORN NUT #8-32	47702	47702
4	TEE BOLT	75267	75267
5	MALE HINGE SHORT LEFT	41349	
6	FEMALE HINGE LONG LEFT	41352	
7	FEMALE HINGE LONG RIGHT		41351
8	MALE HINGE SHORT RIGHT		41350

## Door Hardware Kits – Individual Component Breakdown



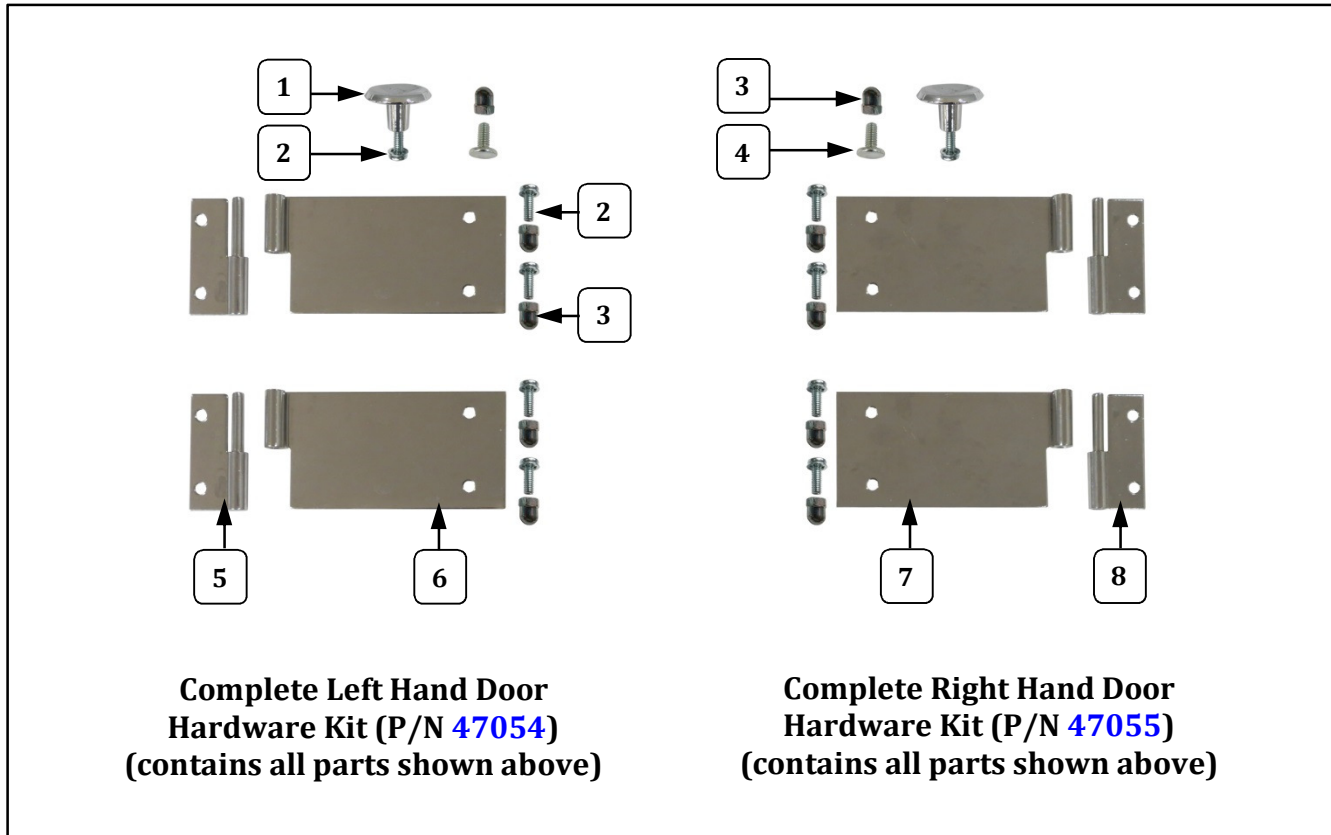
Item	Part Description	Part Number	
		47054	47055
1	DOOR KNOB	41013	41013
2	8-32 X 1/2 SCREWS PH PAN W/SEMS	47124	47124
3	ACORN NUT #8-32	47702	47702
4	TEE BOLT	75267	75267
5	MALE HINGE SHORT LEFT	41349	
6	FEMALE HINGE LONG LEFT	41352	
7	FEMALE HINGE LONG RIGHT		41351
8	MALE HINGE SHORT RIGHT		41350

## Door Hardware Kits – Individual Component Breakdown



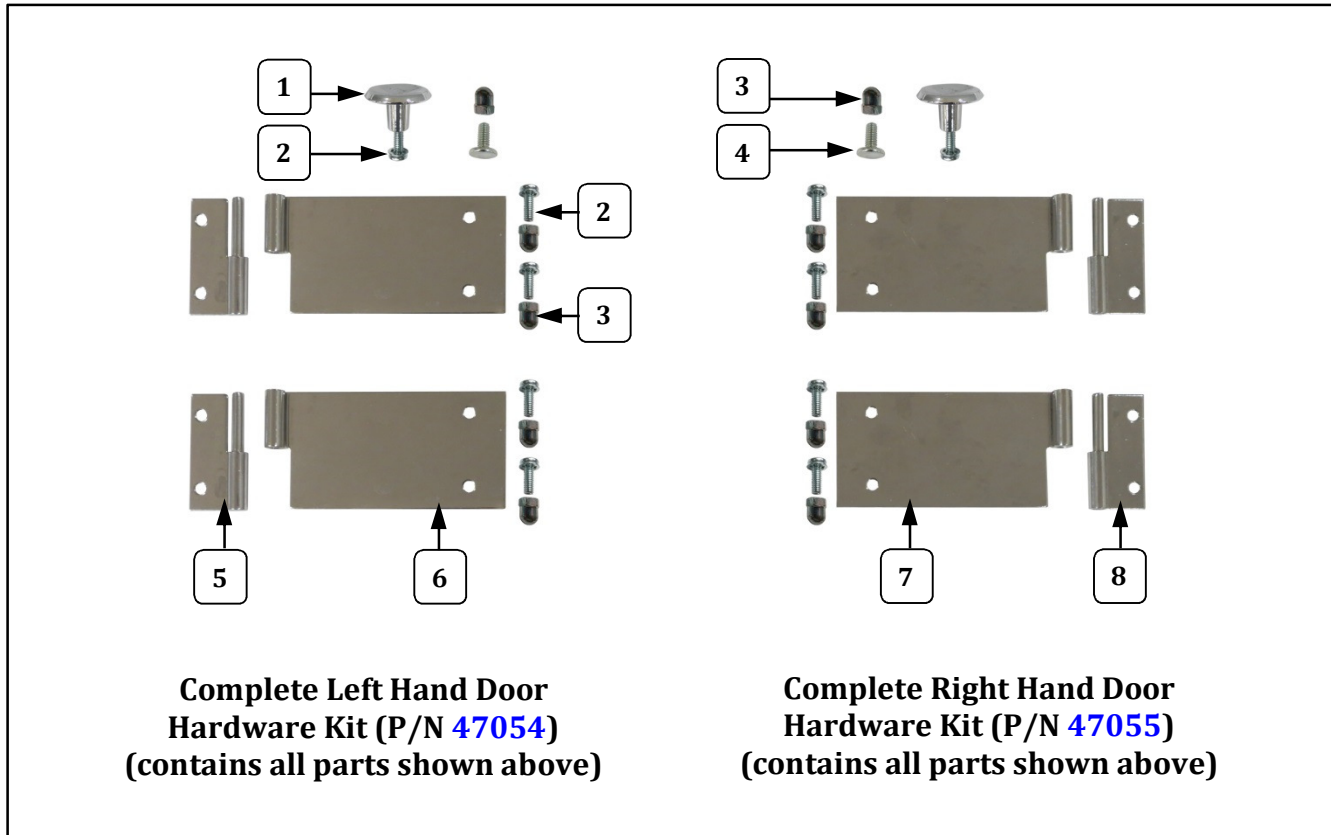
Item	Part Description	Part Number	
		47054	47055
1	DOOR KNOB	41013	41013
2	8-32 X 1/2 SCREWS PH PAN W/SEMS	47124	47124
3	ACORN NUT #8-32	47702	47702
4	TEE BOLT	75267	75267
5	MALE HINGE SHORT LEFT	41349	
6	FEMALE HINGE LONG LEFT	41352	
7	FEMALE HINGE LONG RIGHT		41351
8	MALE HINGE SHORT RIGHT		41350

## Door Hardware Kits – Individual Component Breakdown



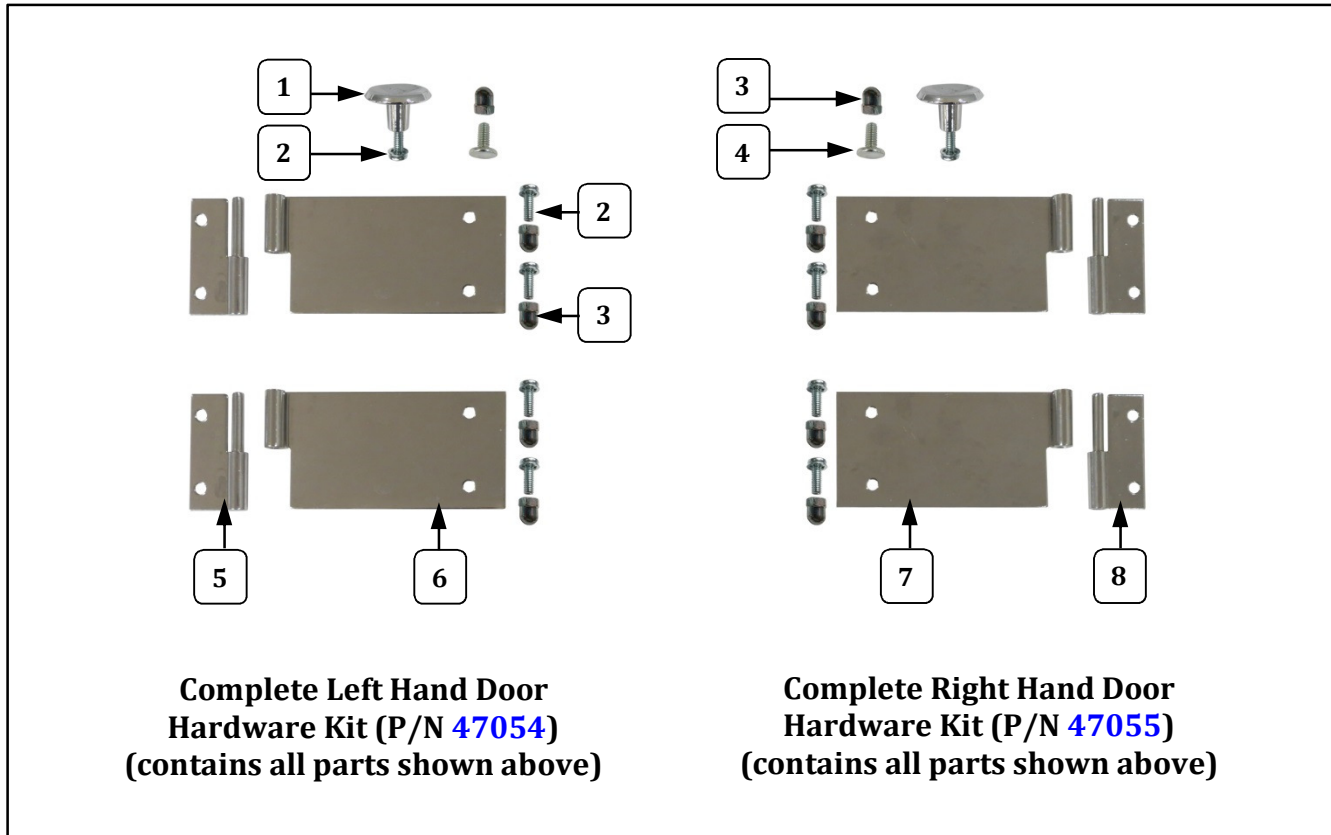
Item	Part Description	Part Number	
		47054	47055
1	DOOR KNOB	41013	41013
2	8-32 X 1/2 SCREWS PH PAN W/SEMS	47124	47124
3	ACORN NUT #8-32	47702	47702
4	TEE BOLT	75267	75267
5	MALE HINGE SHORT LEFT	41349	
6	FEMALE HINGE LONG LEFT	41352	
7	FEMALE HINGE LONG RIGHT		41351
8	MALE HINGE SHORT RIGHT		41350

## Door Hardware Kits – Individual Component Breakdown



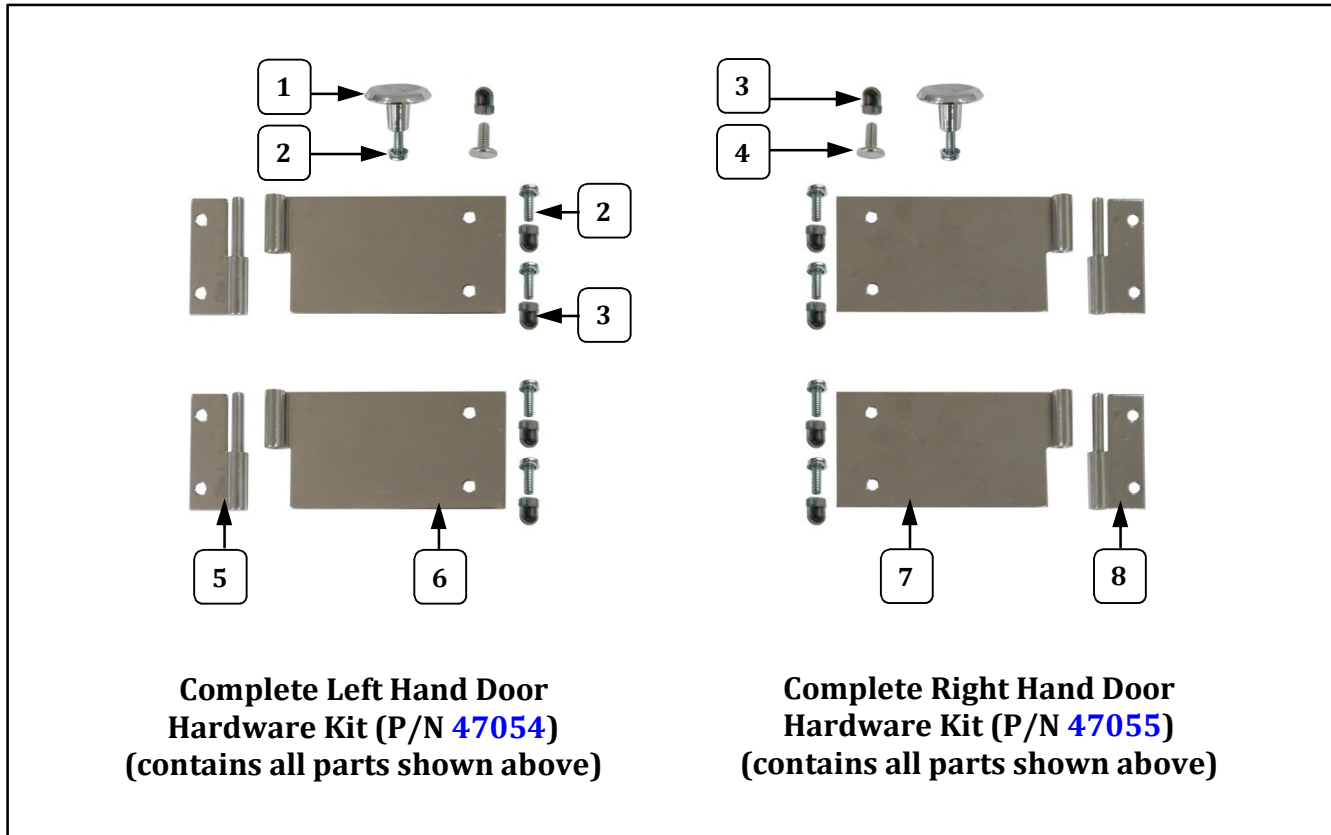
Item	Part Description	Part Number	
		47054	47055
1	DOOR KNOB	41013	41013
2	8-32 X 1/2 SCREWS PH PAN W/SEMS	47124	47124
3	ACORN NUT #8-32	47702	47702
4	TEE BOLT	75267	75267
5	MALE HINGE SHORT LEFT	41349	
6	FEMALE HINGE LONG LEFT	41352	
7	FEMALE HINGE LONG RIGHT		41351
8	MALE HINGE SHORT RIGHT		41350

## Door Hardware Kits – Individual Component Breakdown



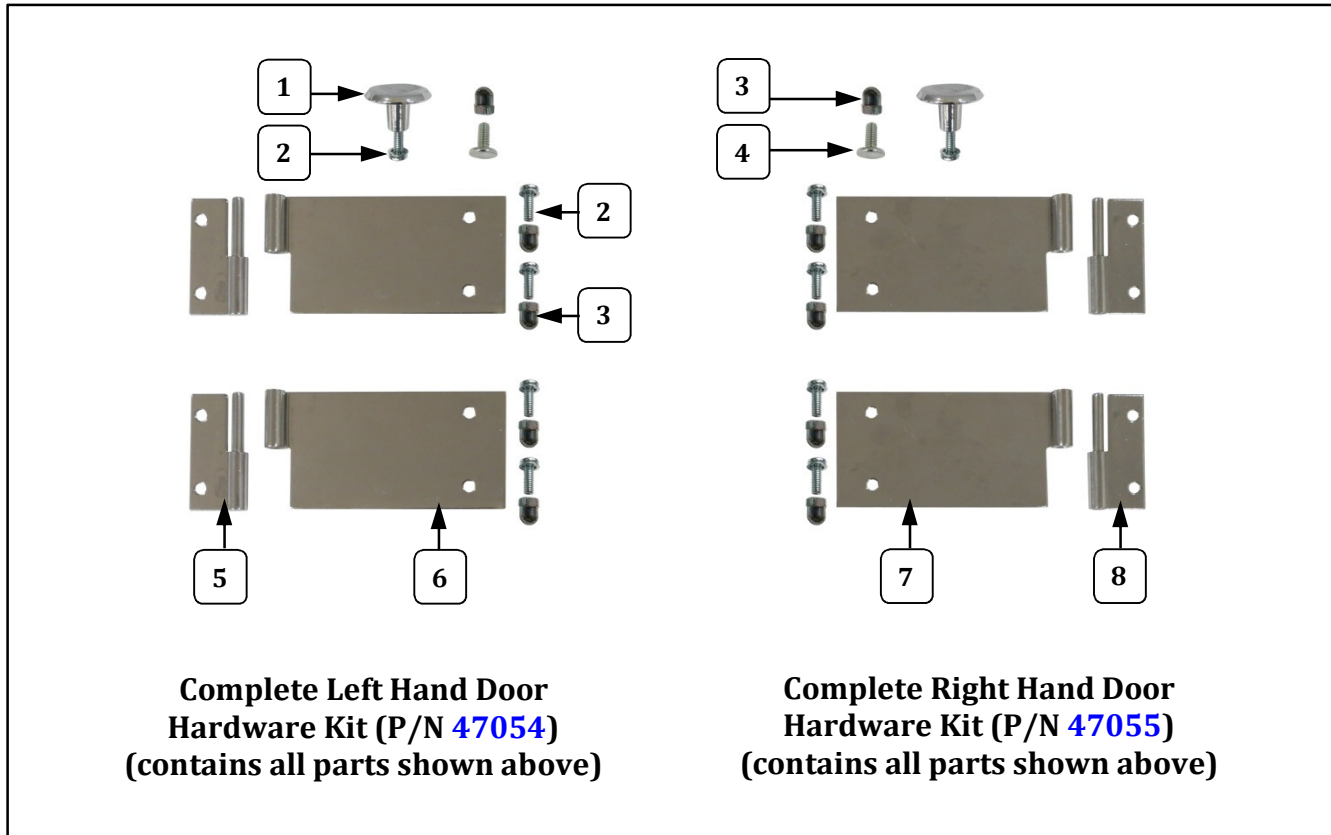
Item	Part Description	Part Number	
		47054	47055
1	DOOR KNOB	41013	41013
2	8-32 X 1/2 SCREWS PH PAN W/SEMS	47124	47124
3	ACORN NUT #8-32	47702	47702
4	TEE BOLT	75267	75267
5	MALE HINGE SHORT LEFT	41349	
6	FEMALE HINGE LONG LEFT	41352	
7	FEMALE HINGE LONG RIGHT		41351
8	MALE HINGE SHORT RIGHT		41350

## Door Hardware Kits – Individual Component Breakdown



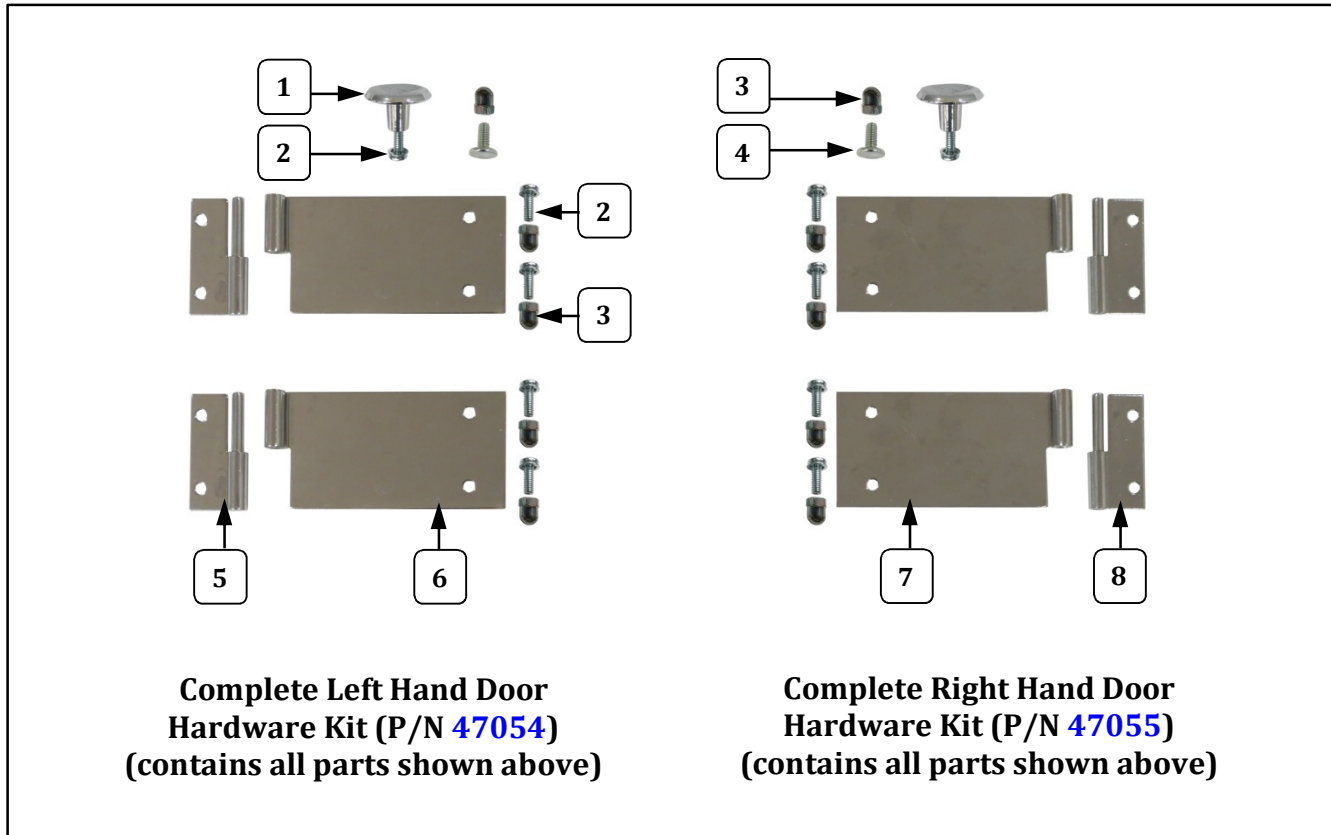
Item	Part Description	Part Number	
		47054	47055
1	DOOR KNOB	41013	41013
2	8-32 X 1/2 SCREWS PH PAN W/SEMS	47124	47124
3	ACORN NUT #8-32	47702	47702
4	TEE BOLT	75267	75267
5	MALE HINGE SHORT LEFT	41349	
6	FEMALE HINGE LONG LEFT	41352	
7	FEMALE HINGE LONG RIGHT		41351
8	MALE HINGE SHORT RIGHT		41350

## Door Hardware Kits – Individual Component Breakdown



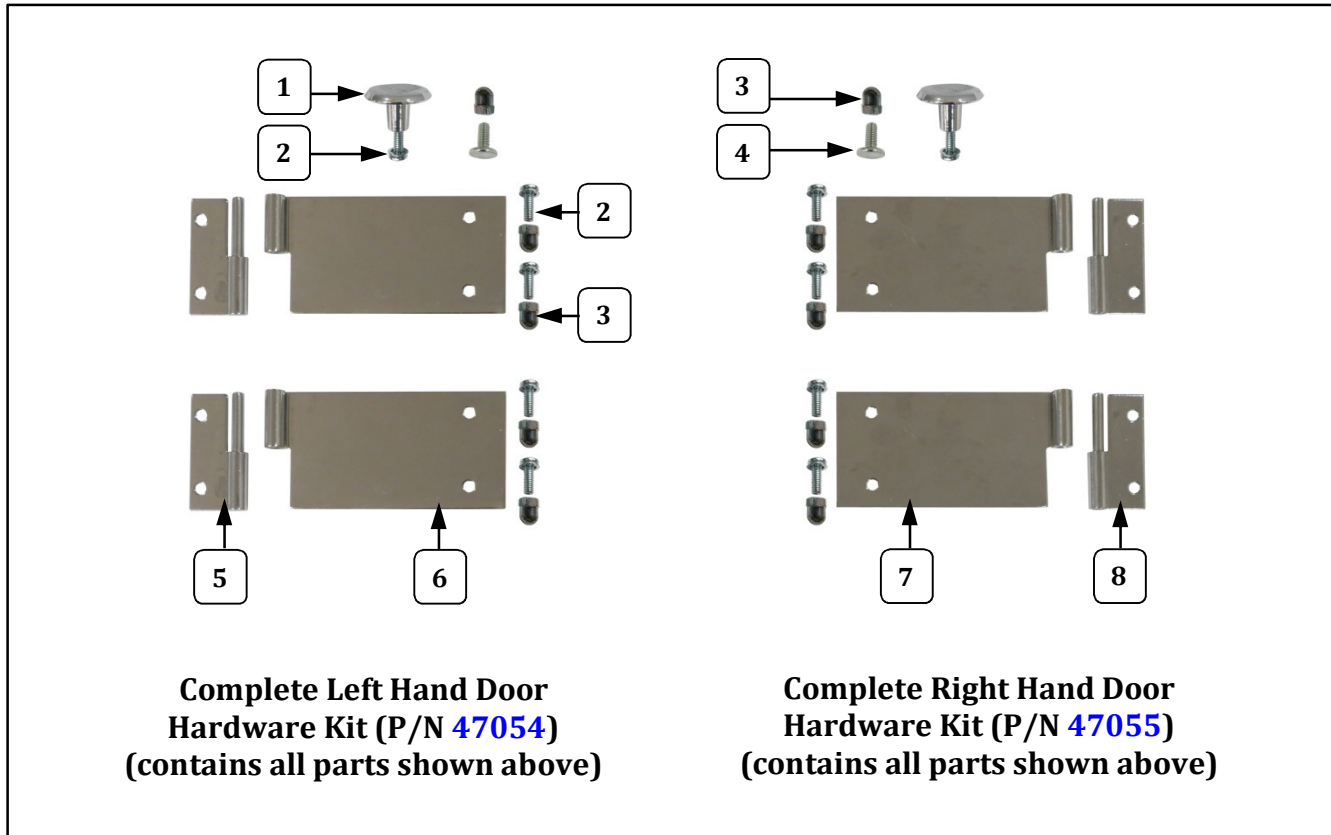
Item	Part Description	Part Number	
		47054	47055
1	DOOR KNOB	41013	41013
2	8-32 X 1/2 SCREWS PH PAN W/SEMS	47124	47124
3	ACORN NUT #8-32	47702	47702
4	TEE BOLT	75267	75267
5	MALE HINGE SHORT LEFT	41349	
6	FEMALE HINGE LONG LEFT	41352	
7	FEMALE HINGE LONG RIGHT		41351
8	MALE HINGE SHORT RIGHT		41350

## Door Hardware Kits – Individual Component Breakdown




Item	Part Description	Part Number	
		47054	47055
1	DOOR KNOB	41013	41013
2	8-32 X 1/2 SCREWS PH PAN W/SEMS	47124	47124
3	ACORN NUT #8-32	47702	47702
4	TEE BOLT	75267	75267
5	MALE HINGE SHORT LEFT	41349	
6	FEMALE HINGE LONG LEFT	41352	
7	FEMALE HINGE LONG RIGHT		41351
8	MALE HINGE SHORT RIGHT		41350

## Door Hardware Kits – Individual Component Breakdown




Item	Part Description	Part Number	
		47054	47055
1	DOOR KNOB	41013	41013
2	8-32 X 1/2 SCREWS PH PAN W/SEMS	47124	47124
3	ACORN NUT #8-32	47702	47702
4	TEE BOLT	75267	75267
5	MALE HINGE SHORT LEFT	41349	
6	FEMALE HINGE LONG LEFT	41352	
7	FEMALE HINGE LONG RIGHT		41351
8	MALE HINGE SHORT RIGHT		41350

## Cabinet Interior – Controls View




Item	Part Description	Part No.
1	SMALL SWITCH BOX	48501
2	SMALL SWITCH LABEL	48502
3	GREEN LIGHTED ROCKER SWITCH	42798
4	DPST ROCKER SWITCH	42532
5	5 X 10 X 2 FILTER	69850
6	FILTER SPRING CLIP	62666
7	LED R20 LAMP 120V	111493
8	.5x.5x.1 MAGNET GLASS LOCK	51113
9	REAR HANGER ARM	49009
10	FRONT HANGER ARM	49010
11*	SPUR GEAR KIT (includes 2 gears with set screws. Always replace Agitator Spur Gear <u>and</u> Kettle Drive Motor Gear as a set.)	47059K
12	SET SCREW #10-32 X 3/16	41742
13	GEAR BLOCK	67194
14	L5-15R 15A RECEPTACLE	49330

## Cabinet Interior – Controls View




Item	Part Description	Part No.
1	SMALL SWITCH BOX	48501
2	SMALL SWITCH LABEL	48502
3	GREEN LIGHTED ROCKER SWITCH	42798
4	DPST ROCKER SWITCH	42532
5	5 X 10 X 2 FILTER	69850
6	FILTER SPRING CLIP	62666
7	LED R20 LAMP 120V	111493
8	.5x.5x.1 MAGNET GLASS LOCK	51113
9	REAR HANGER ARM	49009
10	FRONT HANGER ARM	49010
11*	SPUR GEAR KIT (includes 2 gears with set screws. Always replace Agitator Spur Gear <u>and</u> Kettle Drive Motor Gear as a set.)	47059K
12	SET SCREW #10-32 X 3/16	41742
13	GEAR BLOCK	67194
14	L5-15R 15A RECEPTACLE	49330

## Cabinet Interior – Controls View




Item	Part Description	Part No.
1	SMALL SWITCH BOX	48501
2	SMALL SWITCH LABEL	48502
3	GREEN LIGHTED ROCKER SWITCH	42798
4	DPST ROCKER SWITCH	42532
5	5 X 10 X 2 FILTER	69850
6	FILTER SPRING CLIP	62666
7	LED R20 LAMP 120V	111493
8	.5x.5x.1 MAGNET GLASS LOCK	51113
9	REAR HANGER ARM	49009
10	FRONT HANGER ARM	49010
11*	SPUR GEAR KIT (includes 2 gears with set screws. Always replace Agitator Spur Gear <u>and</u> Kettle Drive Motor Gear as a set.)	47059K
12	SET SCREW #10-32 X 3/16	41742
13	GEAR BLOCK	67194
14	L5-15R 15A RECEPTACLE	49330

## Cabinet Interior – Controls View




Item	Part Description	Part No.
1	SMALL SWITCH BOX	48501
2	SMALL SWITCH LABEL	48502
3	GREEN LIGHTED ROCKER SWITCH	42798
4	DPST ROCKER SWITCH	42532
5	5 X 10 X 2 FILTER	69850
6	FILTER SPRING CLIP	62666
7	LED R20 LAMP 120V	111493
8	.5x.5x.1 MAGNET GLASS LOCK	51113
9	REAR HANGER ARM	49009
10	FRONT HANGER ARM	49010
11*	SPUR GEAR KIT (includes 2 gears with set screws. Always replace Agitator Spur Gear <u>and</u> Kettle Drive Motor Gear as a set.)	47059K
12	SET SCREW #10-32 X 3/16	41742
13	GEAR BLOCK	67194
14	L5-15R 15A RECEPTACLE	49330

## Cabinet Interior – Controls View




Item	Part Description	Part No.
1	SMALL SWITCH BOX	48501
2	SMALL SWITCH LABEL	48502
3	GREEN LIGHTED ROCKER SWITCH	42798
4	DPST ROCKER SWITCH	42532
5	5 X 10 X 2 FILTER	69850
6	FILTER SPRING CLIP	62666
7	LED R20 LAMP 120V	111493
8	.5x.5x.1 MAGNET GLASS LOCK	51113
9	REAR HANGER ARM	49009
10	FRONT HANGER ARM	49010
11*	SPUR GEAR KIT (includes 2 gears with set screws. Always replace Agitator Spur Gear <u>and</u> Kettle Drive Motor Gear as a set.)	47059K
12	SET SCREW #10-32 X 3/16	41742
13	GEAR BLOCK	67194
14	L5-15R 15A RECEPTACLE	49330

## Cabinet Interior – Controls View




Item	Part Description	Part No.
1	SMALL SWITCH BOX	48501
2	SMALL SWITCH LABEL	48502
3	GREEN LIGHTED ROCKER SWITCH	42798
4	DPST ROCKER SWITCH	42532
5	5 X 10 X 2 FILTER	69850
6	FILTER SPRING CLIP	62666
7	LED R20 LAMP 120V	111493
8	.5x.5x.1 MAGNET GLASS LOCK	51113
9	REAR HANGER ARM	49009
10	FRONT HANGER ARM	49010
11*	SPUR GEAR KIT (includes 2 gears with set screws. Always replace Agitator Spur Gear <u>and</u> Kettle Drive Motor Gear as a set.)	47059K
12	SET SCREW #10-32 X 3/16	41742
13	GEAR BLOCK	67194
14	L5-15R 15A RECEPTACLE	49330

## Cabinet Interior – Controls View




Item	Part Description	Part No.
1	SMALL SWITCH BOX	48501
2	SMALL SWITCH LABEL	48502
3	GREEN LIGHTED ROCKER SWITCH	42798
4	DPST ROCKER SWITCH	42532
5	5 X 10 X 2 FILTER	69850
6	FILTER SPRING CLIP	62666
7	LED R20 LAMP 120V	111493
8	.5x.5x.1 MAGNET GLASS LOCK	51113
9	REAR HANGER ARM	49009
10	FRONT HANGER ARM	49010
11*	SPUR GEAR KIT (includes 2 gears with set screws. Always replace Agitator Spur Gear <u>and</u> Kettle Drive Motor Gear as a set.)	47059K
12	SET SCREW #10-32 X 3/16	41742
13	GEAR BLOCK	67194
14	L5-15R 15A RECEPTACLE	49330

## Cabinet Interior – Controls View




Item	Part Description	Part No.
1	SMALL SWITCH BOX	48501
2	SMALL SWITCH LABEL	48502
3	GREEN LIGHTED ROCKER SWITCH	42798
4	DPST ROCKER SWITCH	42532
5	5 X 10 X 2 FILTER	69850
6	FILTER SPRING CLIP	62666
7	LED R20 LAMP 120V	111493
8	.5x.5x.1 MAGNET GLASS LOCK	51113
9	REAR HANGER ARM	49009
10	FRONT HANGER ARM	49010
11*	SPUR GEAR KIT (includes 2 gears with set screws. Always replace Agitator Spur Gear <u>and</u> Kettle Drive Motor Gear as a set.)	47059K
12	SET SCREW #10-32 X 3/16	41742
13	GEAR BLOCK	67194
14	L5-15R 15A RECEPTACLE	49330

## Cabinet Interior – Controls View




Item	Part Description	Part No.
1	SMALL SWITCH BOX	48501
2	SMALL SWITCH LABEL	48502
3	GREEN LIGHTED ROCKER SWITCH	42798
4	DPST ROCKER SWITCH	42532
5	5 X 10 X 2 FILTER	69850
6	FILTER SPRING CLIP	62666
7	LED R20 LAMP 120V	111493
8	.5x.5x.1 MAGNET GLASS LOCK	51113
9	REAR HANGER ARM	49009
10	FRONT HANGER ARM	49010
11*	SPUR GEAR KIT (includes 2 gears with set screws. Always replace Agitator Spur Gear <u>and</u> Kettle Drive Motor Gear as a set.)	47059K
12	SET SCREW #10-32 X 3/16	41742
13	GEAR BLOCK	67194
14	L5-15R 15A RECEPTACLE	49330

## Cabinet Interior – Controls View




Item	Part Description	Part No.
1	SMALL SWITCH BOX	48501
2	SMALL SWITCH LABEL	48502
3	GREEN LIGHTED ROCKER SWITCH	42798
4	DPST ROCKER SWITCH	42532
5	5 X 10 X 2 FILTER	69850
6	FILTER SPRING CLIP	62666
7	LED R20 LAMP 120V	111493
8	.5x.5x.1 MAGNET GLASS LOCK	51113
9	REAR HANGER ARM	49009
10	FRONT HANGER ARM	49010
11*	SPUR GEAR KIT (includes 2 gears with set screws. Always replace Agitator Spur Gear <u>and</u> Kettle Drive Motor Gear as a set.)	47059K
12	SET SCREW #10-32 X 3/16	41742
13	GEAR BLOCK	67194
14	L5-15R 15A RECEPTACLE	49330

## Cabinet Interior – Controls View




Item	Part Description	Part No.
1	SMALL SWITCH BOX	48501
2	SMALL SWITCH LABEL	48502
3	GREEN LIGHTED ROCKER SWITCH	42798
4	DPST ROCKER SWITCH	42532
5	5 X 10 X 2 FILTER	69850
6	FILTER SPRING CLIP	62666
7	LED R20 LAMP 120V	111493
8	.5x.5x.1 MAGNET GLASS LOCK	51113
9	REAR HANGER ARM	49009
10	FRONT HANGER ARM	49010
11*	SPUR GEAR KIT (includes 2 gears with set screws. Always replace Agitator Spur Gear <u>and</u> Kettle Drive Motor Gear as a set.)	47059K
12	SET SCREW #10-32 X 3/16	41742
13	GEAR BLOCK	67194
14	L5-15R 15A RECEPTACLE	49330

## Cabinet Interior – Controls View




Item	Part Description	Part No.
1	SMALL SWITCH BOX	48501
2	SMALL SWITCH LABEL	48502
3	GREEN LIGHTED ROCKER SWITCH	42798
4	DPST ROCKER SWITCH	42532
5	5 X 10 X 2 FILTER	69850
6	FILTER SPRING CLIP	62666
7	LED R20 LAMP 120V	111493
8	.5x.5x.1 MAGNET GLASS LOCK	51113
9	REAR HANGER ARM	49009
10	FRONT HANGER ARM	49010
11*	SPUR GEAR KIT (includes 2 gears with set screws. Always replace Agitator Spur Gear <u>and</u> Kettle Drive Motor Gear as a set.)	47059K
12	SET SCREW #10-32 X 3/16	41742
13	GEAR BLOCK	67194
14	L5-15R 15A RECEPTACLE	49330

## Cabinet Interior – Controls View




Item	Part Description	Part No.
1	SMALL SWITCH BOX	48501
2	SMALL SWITCH LABEL	48502
3	GREEN LIGHTED ROCKER SWITCH	42798
4	DPST ROCKER SWITCH	42532
5	5 X 10 X 2 FILTER	69850
6	FILTER SPRING CLIP	62666
7	LED R20 LAMP 120V	111493
8	.5x.5x.1 MAGNET GLASS LOCK	51113
9	REAR HANGER ARM	49009
10	FRONT HANGER ARM	49010
11*	SPUR GEAR KIT (includes 2 gears with set screws. Always replace Agitator Spur Gear <u>and</u> Kettle Drive Motor Gear as a set.)	47059K
12	SET SCREW #10-32 X 3/16	41742
13	GEAR BLOCK	67194
14	L5-15R 15A RECEPTACLE	49330

## Cabinet Interior – Controls View




Item	Part Description	Part No.
1	SMALL SWITCH BOX	48501
2	SMALL SWITCH LABEL	48502
3	GREEN LIGHTED ROCKER SWITCH	42798
4	DPST ROCKER SWITCH	42532
5	5 X 10 X 2 FILTER	69850
6	FILTER SPRING CLIP	62666
7	LED R20 LAMP 120V	111493
8	.5x.5x.1 MAGNET GLASS LOCK	51113
9	REAR HANGER ARM	49009
10	FRONT HANGER ARM	49010
11*	SPUR GEAR KIT (includes 2 gears with set screws. Always replace Agitator Spur Gear <u>and</u> Kettle Drive Motor Gear as a set.)	47059K
12	SET SCREW #10-32 X 3/16	41742
13	GEAR BLOCK	67194
14	L5-15R 15A RECEPTACLE	49330

## Cabinet Bottom – Corn Pan Element View




Item	Part Description	Part No.
1	LEAD IN CORD 15 AMP PLUG	<a href="#">22038</a>
2	STRAIN RELIEF	<a href="#">67060</a>
3	120 VOLT FOIL HEATER	<a href="#">40557</a>
4	.875 SNAP BUSHING	<a href="#">45396</a>
5	BOTTOM COVER	<a href="#">49838</a>
6	GLIDE	<a href="#">47328</a>
7	10-24 X 3/4 HEX HD	<a href="#">41314</a>

## Cabinet Bottom – Corn Pan Element View




Item	Part Description	Part No.
1	LEAD IN CORD 15 AMP PLUG	<a href="#">22038</a>
2	STRAIN RELIEF	<a href="#">67060</a>
3	120 VOLT FOIL HEATER	<a href="#">40557</a>
4	.875 SNAP BUSHING	<a href="#">45396</a>
5	BOTTOM COVER	<a href="#">49838</a>
6	GLIDE	<a href="#">47328</a>
7	10-24 X 3/4 HEX HD	<a href="#">41314</a>

## Cabinet Bottom – Corn Pan Element View




Item	Part Description	Part No.
1	LEAD IN CORD 15 AMP PLUG	<a href="#">22038</a>
2	STRAIN RELIEF	<a href="#">67060</a>
3	120 VOLT FOIL HEATER	<a href="#">40557</a>
4	.875 SNAP BUSHING	<a href="#">45396</a>
5	BOTTOM COVER	<a href="#">49838</a>
6	GLIDE	<a href="#">47328</a>
7	10-24 X 3/4 HEX HD	<a href="#">41314</a>

## Cabinet Bottom – Corn Pan Element View




Item	Part Description	Part No.
1	LEAD IN CORD 15 AMP PLUG	<a href="#">22038</a>
2	STRAIN RELIEF	<a href="#">67060</a>
3	120 VOLT FOIL HEATER	<a href="#">40557</a>
4	.875 SNAP BUSHING	<a href="#">45396</a>
5	BOTTOM COVER	<a href="#">49838</a>
6	GLIDE	<a href="#">47328</a>
7	10-24 X 3/4 HEX HD	<a href="#">41314</a>

## Cabinet Bottom – Corn Pan Element View




Item	Part Description	Part No.
1	LEAD IN CORD 15 AMP PLUG	<a href="#">22038</a>
2	STRAIN RELIEF	<a href="#">67060</a>
3	120 VOLT FOIL HEATER	<a href="#">40557</a>
4	.875 SNAP BUSHING	<a href="#">45396</a>
5	BOTTOM COVER	<a href="#">49838</a>
6	GLIDE	<a href="#">47328</a>
7	10-24 X 3/4 HEX HD	<a href="#">41314</a>

## Cabinet Bottom – Corn Pan Element View




Item	Part Description	Part No.
1	LEAD IN CORD 15 AMP PLUG	<a href="#">22038</a>
2	STRAIN RELIEF	<a href="#">67060</a>
3	120 VOLT FOIL HEATER	<a href="#">40557</a>
4	.875 SNAP BUSHING	<a href="#">45396</a>
5	BOTTOM COVER	<a href="#">49838</a>
6	GLIDE	<a href="#">47328</a>
7	10-24 X 3/4 HEX HD	<a href="#">41314</a>

## Cabinet Bottom – Corn Pan Element View




Item	Part Description	Part No.
1	LEAD IN CORD 15 AMP PLUG	<a href="#">22038</a>
2	STRAIN RELIEF	<a href="#">67060</a>
3	120 VOLT FOIL HEATER	<a href="#">40557</a>
4	.875 SNAP BUSHING	<a href="#">45396</a>
5	BOTTOM COVER	<a href="#">49838</a>
6	GLIDE	<a href="#">47328</a>
7	10-24 X 3/4 HEX HD	<a href="#">41314</a>

## Motor Plate Assembly



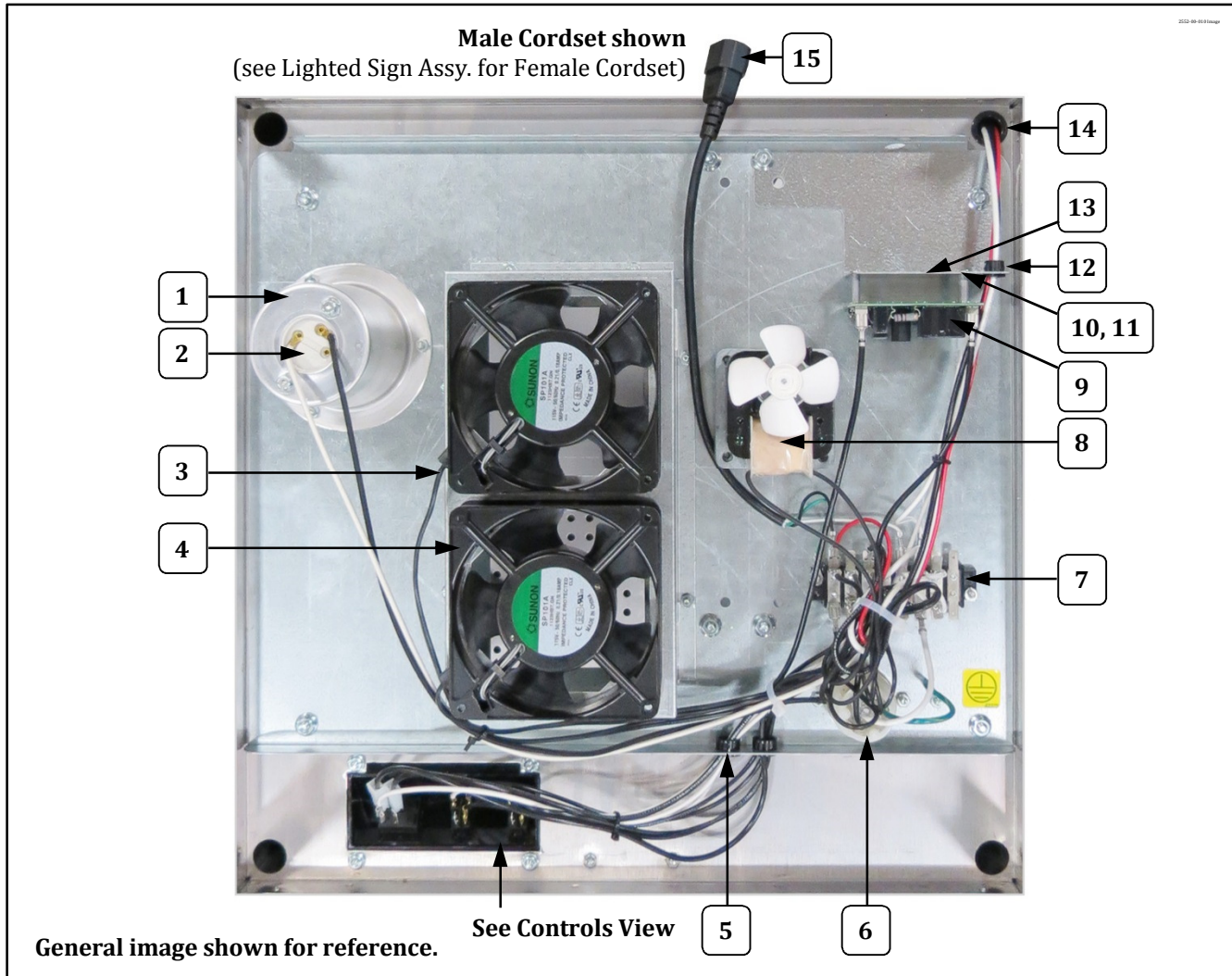
Item	Part Description	Part No.
1	LIGHT SHIELD CONICAL	40589
2	LAMP HOLDER	47047
3	BLOWER PLUG AND CORD	47199
4	EXHAUST BLOWER	48018
5	BUSHING, SNAP .625 IN	47282
6	KETTLE RECEPTACLE	49330
7	TERMINAL BLOCK	47208
8	120 VOLT KETTLE DRIVE MOTOR	47038
9	SHUT OFF CONTROL PCB	55402
10	6-32 X 3/8 PHIL PAN M/S	39000
11	#6 INTERNAL TOOTH L/W 410SS	39001
12	BUSHING, SNAP .500 IN	47236
13	SHUT OFF BRACKET	111435
14	BUSHING, SNAP .875 IN	45396
15	MALE CORDSET	61020

## Motor Plate Assembly




Item	Part Description	Part No.
1	LIGHT SHIELD CONICAL	40589
2	LAMP HOLDER	47047
3	BLOWER PLUG AND CORD	47199
4	EXHAUST BLOWER	48018
5	BUSHING, SNAP .625 IN	47282
6	KETTLE RECEPTACLE	49330
7	TERMINAL BLOCK	47208
8	120 VOLT KETTLE DRIVE MOTOR	47038
9	SHUT OFF CONTROL PCB	55402
10	6-32 X 3/8 PHIL PAN M/S	39000
11	#6 INTERNAL TOOTH L/W 410SS	39001
12	BUSHING, SNAP .500 IN	47236
13	SHUT OFF BRACKET	111435
14	BUSHING, SNAP .875 IN	45396
15	MALE CORDSET	61020

## Motor Plate Assembly




Item	Part Description	Part No.
1	LIGHT SHIELD CONICAL	40589
2	LAMP HOLDER	47047
3	BLOWER PLUG AND CORD	47199
4	EXHAUST BLOWER	48018
5	BUSHING, SNAP .625 IN	47282
6	KETTLE RECEPTACLE	49330
7	TERMINAL BLOCK	47208
8	120 VOLT KETTLE DRIVE MOTOR	47038
9	SHUT OFF CONTROL PCB	55402
10	6-32 X 3/8 PHIL PAN M/S	39000
11	#6 INTERNAL TOOTH L/W 410SS	39001
12	BUSHING, SNAP .500 IN	47236
13	SHUT OFF BRACKET	111435
14	BUSHING, SNAP .875 IN	45396
15	MALE CORDSET	61020

## Motor Plate Assembly




Item	Part Description	Part No.
1	LIGHT SHIELD CONICAL	40589
2	LAMP HOLDER	47047
3	BLOWER PLUG AND CORD	47199
4	EXHAUST BLOWER	48018
5	BUSHING, SNAP .625 IN	47282
6	KETTLE RECEPTACLE	49330
7	TERMINAL BLOCK	47208
8	120 VOLT KETTLE DRIVE MOTOR	47038
9	SHUT OFF CONTROL PCB	55402
10	6-32 X 3/8 PHIL PAN M/S	39000
11	#6 INTERNAL TOOTH L/W 410SS	39001
12	BUSHING, SNAP .500 IN	47236
13	SHUT OFF BRACKET	111435
14	BUSHING, SNAP .875 IN	45396
15	MALE CORDSET	61020

## Motor Plate Assembly



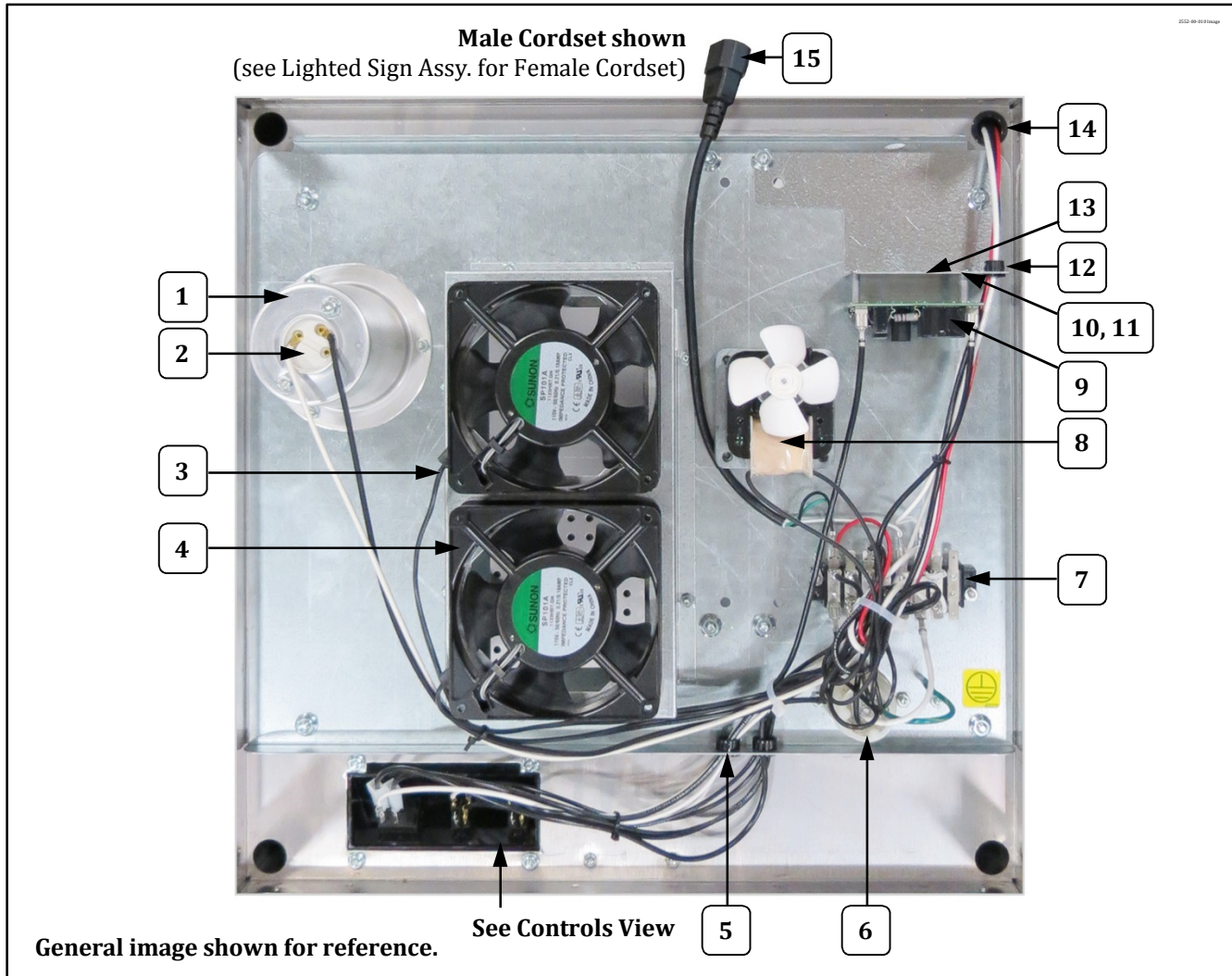
Item	Part Description	Part No.
1	LIGHT SHIELD CONICAL	40589
2	LAMP HOLDER	47047
3	BLOWER PLUG AND CORD	47199
4	EXHAUST BLOWER	48018
5	BUSHING, SNAP .625 IN	47282
6	KETTLE RECEPTACLE	49330
7	TERMINAL BLOCK	47208
8	120 VOLT KETTLE DRIVE MOTOR	47038
9	SHUT OFF CONTROL PCB	55402
10	6-32 X 3/8 PHIL PAN M/S	39000
11	#6 INTERNAL TOOTH L/W 410SS	39001
12	BUSHING, SNAP .500 IN	47236
13	SHUT OFF BRACKET	111435
14	BUSHING, SNAP .875 IN	45396
15	MALE CORDSET	61020

## Motor Plate Assembly




Item	Part Description	Part No.
1	LIGHT SHIELD CONICAL	40589
2	LAMP HOLDER	47047
3	BLOWER PLUG AND CORD	47199
4	EXHAUST BLOWER	48018
5	BUSHING, SNAP .625 IN	47282
6	KETTLE RECEPTACLE	49330
7	TERMINAL BLOCK	47208
8	120 VOLT KETTLE DRIVE MOTOR	47038
9	SHUT OFF CONTROL PCB	55402
10	6-32 X 3/8 PHIL PAN M/S	39000
11	#6 INTERNAL TOOTH L/W 410SS	39001
12	BUSHING, SNAP .500 IN	47236
13	SHUT OFF BRACKET	111435
14	BUSHING, SNAP .875 IN	45396
15	MALE CORDSET	61020

## Motor Plate Assembly




Item	Part Description	Part No.
1	LIGHT SHIELD CONICAL	40589
2	LAMP HOLDER	47047
3	BLOWER PLUG AND CORD	47199
4	EXHAUST BLOWER	48018
5	BUSHING, SNAP .625 IN	47282
6	KETTLE RECEPTACLE	49330
7	TERMINAL BLOCK	47208
8	120 VOLT KETTLE DRIVE MOTOR	47038
9	SHUT OFF CONTROL PCB	55402
10	6-32 X 3/8 PHIL PAN M/S	39000
11	#6 INTERNAL TOOTH L/W 410SS	39001
12	BUSHING, SNAP .500 IN	47236
13	SHUT OFF BRACKET	111435
14	BUSHING, SNAP .875 IN	45396
15	MALE CORDSET	61020

## Motor Plate Assembly




Item	Part Description	Part No.
1	LIGHT SHIELD CONICAL	40589
2	LAMP HOLDER	47047
3	BLOWER PLUG AND CORD	47199
4	EXHAUST BLOWER	48018
5	BUSHING, SNAP .625 IN	47282
6	KETTLE RECEPTACLE	49330
7	TERMINAL BLOCK	47208
8	120 VOLT KETTLE DRIVE MOTOR	47038
9	SHUT OFF CONTROL PCB	55402
10	6-32 X 3/8 PHIL PAN M/S	39000
11	#6 INTERNAL TOOTH L/W 410SS	39001
12	BUSHING, SNAP .500 IN	47236
13	SHUT OFF BRACKET	111435
14	BUSHING, SNAP .875 IN	45396
15	MALE CORDSET	61020

## Motor Plate Assembly




Item	Part Description	Part No.
1	LIGHT SHIELD CONICAL	40589
2	LAMP HOLDER	47047
3	BLOWER PLUG AND CORD	47199
4	EXHAUST BLOWER	48018
5	BUSHING, SNAP .625 IN	47282
6	KETTLE RECEPTACLE	49330
7	TERMINAL BLOCK	47208
8	120 VOLT KETTLE DRIVE MOTOR	47038
9	SHUT OFF CONTROL PCB	55402
10	6-32 X 3/8 PHIL PAN M/S	39000
11	#6 INTERNAL TOOTH L/W 410SS	39001
12	BUSHING, SNAP .500 IN	47236
13	SHUT OFF BRACKET	111435
14	BUSHING, SNAP .875 IN	45396
15	MALE CORDSET	61020

## Motor Plate Assembly



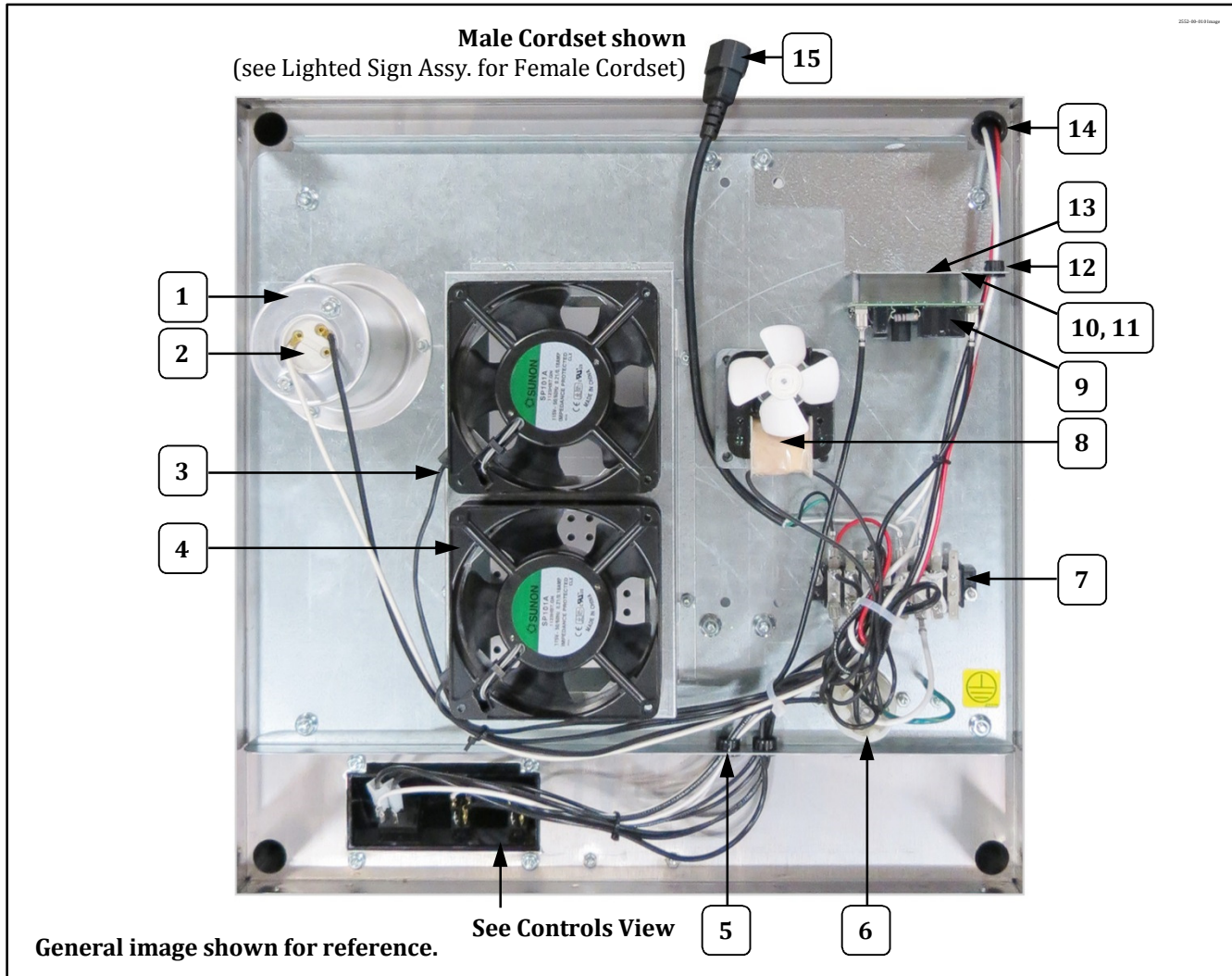
Item	Part Description	Part No.
1	LIGHT SHIELD CONICAL	40589
2	LAMP HOLDER	47047
3	BLOWER PLUG AND CORD	47199
4	EXHAUST BLOWER	48018
5	BUSHING, SNAP .625 IN	47282
6	KETTLE RECEPTACLE	49330
7	TERMINAL BLOCK	47208
8	120 VOLT KETTLE DRIVE MOTOR	47038
9	SHUT OFF CONTROL PCB	55402
10	6-32 X 3/8 PHIL PAN M/S	39000
11	#6 INTERNAL TOOTH L/W 410SS	39001
12	BUSHING, SNAP .500 IN	47236
13	SHUT OFF BRACKET	111435
14	BUSHING, SNAP .875 IN	45396
15	MALE CORDSET	61020

## Motor Plate Assembly




Item	Part Description	Part No.
1	LIGHT SHIELD CONICAL	40589
2	LAMP HOLDER	47047
3	BLOWER PLUG AND CORD	47199
4	EXHAUST BLOWER	48018
5	BUSHING, SNAP .625 IN	47282
6	KETTLE RECEPTACLE	49330
7	TERMINAL BLOCK	47208
8	120 VOLT KETTLE DRIVE MOTOR	47038
9	SHUT OFF CONTROL PCB	55402
10	6-32 X 3/8 PHIL PAN M/S	39000
11	#6 INTERNAL TOOTH L/W 410SS	39001
12	BUSHING, SNAP .500 IN	47236
13	SHUT OFF BRACKET	111435
14	BUSHING, SNAP .875 IN	45396
15	MALE CORDSET	61020

## Motor Plate Assembly



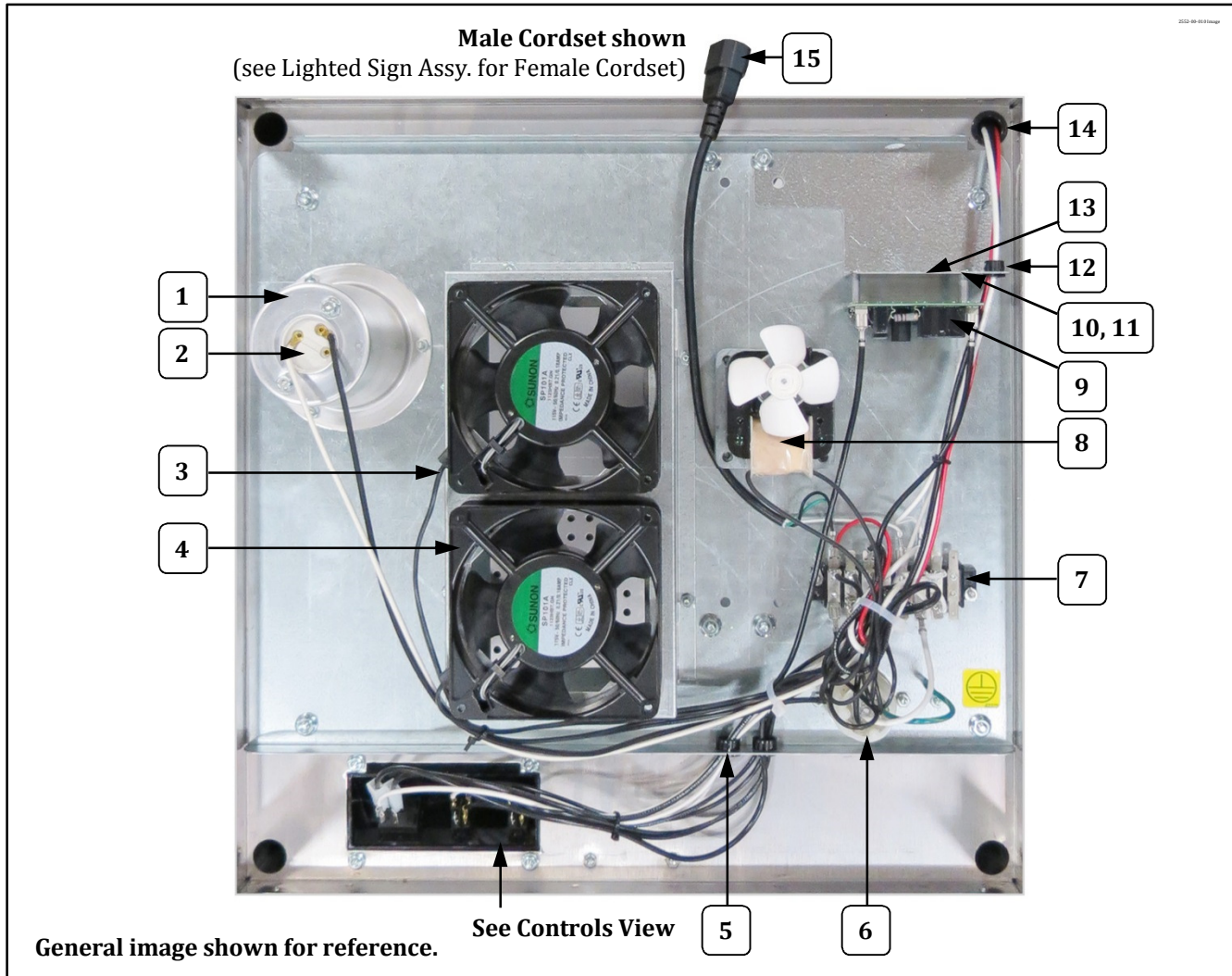
Item	Part Description	Part No.
1	LIGHT SHIELD CONICAL	40589
2	LAMP HOLDER	47047
3	BLOWER PLUG AND CORD	47199
4	EXHAUST BLOWER	48018
5	BUSHING, SNAP .625 IN	47282
6	KETTLE RECEPTACLE	49330
7	TERMINAL BLOCK	47208
8	120 VOLT KETTLE DRIVE MOTOR	47038
9	SHUT OFF CONTROL PCB	55402
10	6-32 X 3/8 PHIL PAN M/S	39000
11	#6 INTERNAL TOOTH L/W 410SS	39001
12	BUSHING, SNAP .500 IN	47236
13	SHUT OFF BRACKET	111435
14	BUSHING, SNAP .875 IN	45396
15	MALE CORDSET	61020

## Motor Plate Assembly



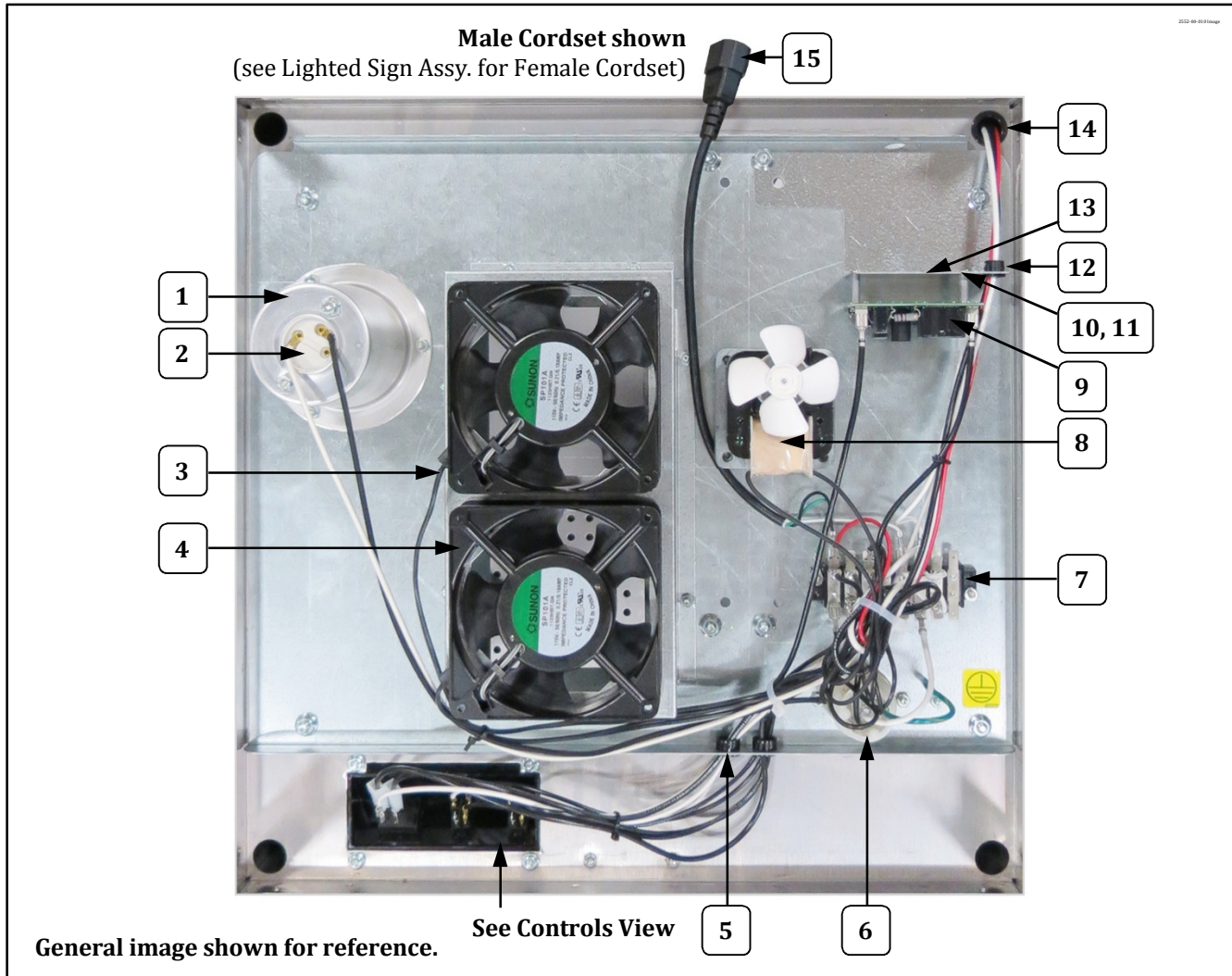
Item	Part Description	Part No.
1	LIGHT SHIELD CONICAL	40589
2	LAMP HOLDER	47047
3	BLOWER PLUG AND CORD	47199
4	EXHAUST BLOWER	48018
5	BUSHING, SNAP .625 IN	47282
6	KETTLE RECEPTACLE	49330
7	TERMINAL BLOCK	47208
8	120 VOLT KETTLE DRIVE MOTOR	47038
9	SHUT OFF CONTROL PCB	55402
10	6-32 X 3/8 PHIL PAN M/S	39000
11	#6 INTERNAL TOOTH L/W 410SS	39001
12	BUSHING, SNAP .500 IN	47236
13	SHUT OFF BRACKET	111435
14	BUSHING, SNAP .875 IN	45396
15	MALE CORDSET	61020

## Motor Plate Assembly



Item	Part Description	Part No.
1	LIGHT SHIELD CONICAL	40589
2	LAMP HOLDER	47047
3	BLOWER PLUG AND CORD	47199
4	EXHAUST BLOWER	48018
5	BUSHING, SNAP .625 IN	47282
6	KETTLE RECEPTACLE	49330
7	TERMINAL BLOCK	47208
8	120 VOLT KETTLE DRIVE MOTOR	47038
9	SHUT OFF CONTROL PCB	55402
10	6-32 X 3/8 PHIL PAN M/S	39000
11	#6 INTERNAL TOOTH L/W 410SS	39001
12	BUSHING, SNAP .500 IN	47236
13	SHUT OFF BRACKET	111435
14	BUSHING, SNAP .875 IN	45396
15	MALE CORDSET	61020

## Motor Plate Assembly



Item	Part Description	Part No.
1	LIGHT SHIELD CONICAL	40589
2	LAMP HOLDER	47047
3	BLOWER PLUG AND CORD	47199
4	EXHAUST BLOWER	48018
5	BUSHING, SNAP .625 IN	47282
6	KETTLE RECEPTACLE	49330
7	TERMINAL BLOCK	47208
8	120 VOLT KETTLE DRIVE MOTOR	47038
9	SHUT OFF CONTROL PCB	55402
10	6-32 X 3/8 PHIL PAN M/S	39000
11	#6 INTERNAL TOOTH L/W 410SS	39001
12	BUSHING, SNAP .500 IN	47236
13	SHUT OFF BRACKET	111435
14	BUSHING, SNAP .875 IN	45396
15	MALE CORDSET	61020


## Lighted Sign Assembly



**Sun Pop Select Light Box Assembly (111422) - Front View**



**Sunny Pop Light Box Assembly (111503) - Front View**



**Male Cordset**  
(not shown) is included in Light Box Assembly, see Motor Plate Assy. section for image reference.

**Light Box Assembly - Rear View**

Item	Part Description	Part Number	
		111422	111503
1	SUN POP SIGN	111420	
2	SUNNY POP SIGN		111483
3	LIGHT BOX FACE	111453	111453
4	LIGHT REFLECTOR	111451	111451
5	6-32 X 5/8 PAN PHILLIPS	77069	77069
6	LED STRIP COOL WHITE	55379	55379
7	BUSHING, SNAP .625 IN	47282	47282
8	MALE CORDSET	61020	61020
9	FEMALE CORDSET	61021	61021
10	STRAIN RELIEF SR-6P3-4	76026	76026
11	CORD BRACKET	111454	111454
12	POWER SUPPLY	55394	55394
13	6-32 X 1/2 PHIL PAN (Mounts Power Supply)	42237	42237
14	6-32 NUT (Mounts Power Supply)	47517	47517
15	8-32 PAN HD (Mounts the LED and Light Face)	74141	74141


## Lighted Sign Assembly



**Sun Pop Select Light Box Assembly  
(111422) - Front View**



**Sunny Pop Light Box Assembly (111503) - Front View**



**Male Cordset**  
(not shown) is  
included in Light  
Box Assembly, see  
Motor Plate Assy.  
section for image  
reference.

**Light Box Assembly - Rear View**

Item	Part Description	Part Number	
		111422	111503
1	SUN POP SIGN	111420	
2	SUNNY POP SIGN		111483
3	LIGHT BOX FACE	111453	111453
4	LIGHT REFLECTOR	111451	111451
5	6-32 X 5/8 PAN PHILLIPS	77069	77069
6	LED STRIP COOL WHITE	55379	55379
7	BUSHING, SNAP .625 IN	47282	47282
8	MALE CORDSET	61020	61020
9	FEMALE CORDSET	61021	61021
10	STRAIN RELIEF SR-6P3-4	76026	76026
11	CORD BRACKET	111454	111454
12	POWER SUPPLY	55394	55394
13	6-32 X 1/2 PHIL PAN (Mounts Power Supply)	42237	42237
14	6-32 NUT (Mounts Power Supply)	47517	47517
15	8-32 PAN HD (Mounts the LED and Light Face)	74141	74141


## Lighted Sign Assembly



**Sun Pop Select Light Box Assembly (111422) - Front View**



**Sunny Pop Light Box Assembly (111503) - Front View**



**Male Cordset**  
(not shown) is included in Light Box Assembly, see Motor Plate Assy. section for image reference.

**Light Box Assembly - Rear View**

Item	Part Description	Part Number	
		111422	111503
1	SUN POP SIGN	111420	
2	SUNNY POP SIGN		111483
3	LIGHT BOX FACE	111453	111453
4	LIGHT REFLECTOR	111451	111451
5	6-32 X 5/8 PAN PHILLIPS	77069	77069
6	LED STRIP COOL WHITE	55379	55379
7	BUSHING, SNAP .625 IN	47282	47282
8	MALE CORDSET	61020	61020
9	FEMALE CORDSET	61021	61021
10	STRAIN RELIEF SR-6P3-4	76026	76026
11	CORD BRACKET	111454	111454
12	POWER SUPPLY	55394	55394
13	6-32 X 1/2 PHIL PAN (Mounts Power Supply)	42237	42237
14	6-32 NUT (Mounts Power Supply)	47517	47517
15	8-32 PAN HD (Mounts the LED and Light Face)	74141	74141


## Lighted Sign Assembly



**Sun Pop Select Light Box Assembly  
(111422) - Front View**



**Sunny Pop Light Box Assembly (111503) - Front View**



**Male Cordset**  
(not shown) is  
included in Light  
Box Assembly, see  
Motor Plate Assy.  
section for image  
reference.

**Light Box Assembly - Rear View**

Item	Part Description	Part Number	
		111422	111503
1	SUN POP SIGN	111420	
2	SUNNY POP SIGN		111483
3	LIGHT BOX FACE	111453	111453
4	LIGHT REFLECTOR	111451	111451
5	6-32 X 5/8 PAN PHILLIPS	77069	77069
6	LED STRIP COOL WHITE	55379	55379
7	BUSHING, SNAP .625 IN	47282	47282
8	MALE CORDSET	61020	61020
9	FEMALE CORDSET	61021	61021
10	STRAIN RELIEF SR-6P3-4	76026	76026
11	CORD BRACKET	111454	111454
12	POWER SUPPLY	55394	55394
13	6-32 X 1/2 PHIL PAN (Mounts Power Supply)	42237	42237
14	6-32 NUT (Mounts Power Supply)	47517	47517
15	8-32 PAN HD (Mounts the LED and Light Face)	74141	74141


## Lighted Sign Assembly



**Sun Pop Select Light Box Assembly  
(111422) - Front View**



**Sunny Pop Light Box Assembly (111503) - Front View**



**Male Cordset**  
(not shown) is  
included in Light  
Box Assembly, see  
Motor Plate Assy.  
section for image  
reference.

**Light Box Assembly - Rear View**

Item	Part Description	Part Number	
		111422	111503
1	SUN POP SIGN	111420	
2	SUNNY POP SIGN		111483
3	LIGHT BOX FACE	111453	111453
4	LIGHT REFLECTOR	111451	111451
5	6-32 X 5/8 PAN PHILLIPS	77069	77069
6	LED STRIP COOL WHITE	55379	55379
7	BUSHING, SNAP .625 IN	47282	47282
8	MALE CORDSET	61020	61020
9	FEMALE CORDSET	61021	61021
10	STRAIN RELIEF SR-6P3-4	76026	76026
11	CORD BRACKET	111454	111454
12	POWER SUPPLY	55394	55394
13	6-32 X 1/2 PHIL PAN (Mounts Power Supply)	42237	42237
14	6-32 NUT (Mounts Power Supply)	47517	47517
15	8-32 PAN HD (Mounts the LED and Light Face)	74141	74141


## Lighted Sign Assembly



**Sun Pop Select Light Box Assembly (111422) - Front View**



**Sunny Pop Light Box Assembly (111503) - Front View**



**Male Cordset**  
(not shown) is included in Light Box Assembly, see Motor Plate Assy. section for image reference.

**Light Box Assembly - Rear View**

Item	Part Description	Part Number	
		111422	111503
1	SUN POP SIGN	111420	
2	SUNNY POP SIGN		111483
3	LIGHT BOX FACE	111453	111453
4	LIGHT REFLECTOR	111451	111451
5	6-32 X 5/8 PAN PHILLIPS	77069	77069
6	LED STRIP COOL WHITE	55379	55379
7	BUSHING, SNAP .625 IN	47282	47282
8	MALE CORDSET	61020	61020
9	FEMALE CORDSET	61021	61021
10	STRAIN RELIEF SR-6P3-4	76026	76026
11	CORD BRACKET	111454	111454
12	POWER SUPPLY	55394	55394
13	6-32 X 1/2 PHIL PAN (Mounts Power Supply)	42237	42237
14	6-32 NUT (Mounts Power Supply)	47517	47517
15	8-32 PAN HD (Mounts the LED and Light Face)	74141	74141


## Lighted Sign Assembly



**Sun Pop Select Light Box Assembly (111422) - Front View**



**Sunny Pop Light Box Assembly (111503) - Front View**



**Male Cordset**  
(not shown) is included in Light Box Assembly, see Motor Plate Assy. section for image reference.

**Light Box Assembly - Rear View**

Item	Part Description	Part Number	
		111422	111503
1	SUN POP SIGN	111420	
2	SUNNY POP SIGN		111483
3	LIGHT BOX FACE	111453	111453
4	LIGHT REFLECTOR	111451	111451
5	6-32 X 5/8 PAN PHILLIPS	77069	77069
6	LED STRIP COOL WHITE	55379	55379
7	BUSHING, SNAP .625 IN	47282	47282
8	MALE CORDSET	61020	61020
9	FEMALE CORDSET	61021	61021
10	STRAIN RELIEF SR-6P3-4	76026	76026
11	CORD BRACKET	111454	111454
12	POWER SUPPLY	55394	55394
13	6-32 X 1/2 PHIL PAN (Mounts Power Supply)	42237	42237
14	6-32 NUT (Mounts Power Supply)	47517	47517
15	8-32 PAN HD (Mounts the LED and Light Face)	74141	74141


## Lighted Sign Assembly



**Sun Pop Select Light Box Assembly (111422) - Front View**



**Sunny Pop Light Box Assembly (111503) - Front View**



**Male Cordset**  
(not shown) is included in Light Box Assembly, see Motor Plate Assy. section for image reference.

**Light Box Assembly - Rear View**

Item	Part Description	Part Number	
		111422	111503
1	SUN POP SIGN	111420	
2	SUNNY POP SIGN		111483
3	LIGHT BOX FACE	111453	111453
4	LIGHT REFLECTOR	111451	111451
5	6-32 X 5/8 PAN PHILLIPS	77069	77069
6	LED STRIP COOL WHITE	55379	55379
7	BUSHING, SNAP .625 IN	47282	47282
8	MALE CORDSET	61020	61020
9	FEMALE CORDSET	61021	61021
10	STRAIN RELIEF SR-6P3-4	76026	76026
11	CORD BRACKET	111454	111454
12	POWER SUPPLY	55394	55394
13	6-32 X 1/2 PHIL PAN (Mounts Power Supply)	42237	42237
14	6-32 NUT (Mounts Power Supply)	47517	47517
15	8-32 PAN HD (Mounts the LED and Light Face)	74141	74141


## Lighted Sign Assembly



**Sun Pop Select Light Box Assembly (111422) - Front View**



**Sunny Pop Light Box Assembly (111503) - Front View**



**Male Cordset**  
(not shown) is included in Light Box Assembly, see Motor Plate Assy. section for image reference.

**Light Box Assembly - Rear View**

Item	Part Description	Part Number	
		111422	111503
1	SUN POP SIGN	111420	
2	SUNNY POP SIGN		111483
3	LIGHT BOX FACE	111453	111453
4	LIGHT REFLECTOR	111451	111451
5	6-32 X 5/8 PAN PHILLIPS	77069	77069
6	LED STRIP COOL WHITE	55379	55379
7	BUSHING, SNAP .625 IN	47282	47282
8	MALE CORDSET	61020	61020
9	FEMALE CORDSET	61021	61021
10	STRAIN RELIEF SR-6P3-4	76026	76026
11	CORD BRACKET	111454	111454
12	POWER SUPPLY	55394	55394
13	6-32 X 1/2 PHIL PAN (Mounts Power Supply)	42237	42237
14	6-32 NUT (Mounts Power Supply)	47517	47517
15	8-32 PAN HD (Mounts the LED and Light Face)	74141	74141


## Lighted Sign Assembly



**Sun Pop Select Light Box Assembly  
(111422) - Front View**



**Sunny Pop Light Box Assembly (111503) - Front View**



**Male Cordset**  
(not shown) is  
included in Light  
Box Assembly, see  
Motor Plate Assy.  
section for image  
reference.


**Light Box Assembly - Rear View**

Item	Part Description	Part Number	
		111422	111503
1	SUN POP SIGN	111420	
2	SUNNY POP SIGN		111483
3	LIGHT BOX FACE	111453	111453
4	LIGHT REFLECTOR	111451	111451
5	6-32 X 5/8 PAN PHILLIPS	77069	77069
6	LED STRIP COOL WHITE	55379	55379
7	BUSHING, SNAP .625 IN	47282	47282
8	MALE CORDSET	61020	61020
9	FEMALE CORDSET	61021	61021
10	STRAIN RELIEF SR-6P3-4	76026	76026
11	CORD BRACKET	111454	111454
12	POWER SUPPLY	55394	55394
13	6-32 X 1/2 PHIL PAN (Mounts Power Supply)	42237	42237
14	6-32 NUT (Mounts Power Supply)	47517	47517
15	8-32 PAN HD (Mounts the LED and Light Face)	74141	74141

## Lighted Sign Assembly



**Sunny Pop Light Box Assembly (111503) - Front View**




**Male Cordset**  
(not shown) is included in Light Box Assembly, see Motor Plate Assy. section for image reference.

Item	Part Description	Part Number	
		111422	111503
1	SUN POP SIGN	111420	
2	SUNNY POP SIGN		111483
3	LIGHT BOX FACE	111453	111453
4	LIGHT REFLECTOR	111451	111451
5	6-32 X 5/8 PAN PHILLIPS	77069	77069
6	LED STRIP COOL WHITE	55379	55379
7	BUSHING, SNAP .625 IN	47282	47282
8	MALE CORDSET	61020	61020
9	FEMALE CORDSET	61021	61021
10	STRAIN RELIEF SR-6P3-4	76026	76026
11	CORD BRACKET	111454	111454
12	POWER SUPPLY	55394	55394
13	6-32 X 1/2 PHIL PAN (Mounts Power Supply)	42237	42237
14	6-32 NUT (Mounts Power Supply)	47517	47517
15	8-32 PAN HD (Mounts the LED and Light Face)	74141	74141

## Lighted Sign Assembly



**Sunny Pop Light Box Assembly (111503) - Front View**



**Male Cordset**  
(not shown) is included in Light Box Assembly, see Motor Plate Assy. section for image reference.

Item	Part Description	Part Number	
		111422	111503
1	SUN POP SIGN	111420	
2	SUNNY POP SIGN		111483
3	LIGHT BOX FACE	111453	111453
4	LIGHT REFLECTOR	111451	111451
5	6-32 X 5/8 PAN PHILLIPS	77069	77069
6	LED STRIP COOL WHITE	55379	55379
7	BUSHING, SNAP .625 IN	47282	47282
8	MALE CORDSET	61020	61020
9	FEMALE CORDSET	61021	61021
10	STRAIN RELIEF SR-6P3-4	76026	76026
11	CORD BRACKET	111454	111454
12	POWER SUPPLY	55394	55394
13	6-32 X 1/2 PHIL PAN (Mounts Power Supply)	42237	42237
14	6-32 NUT (Mounts Power Supply)	47517	47517
15	8-32 PAN HD (Mounts the LED and Light Face)	74141	74141


## Lighted Sign Assembly



**Sun Pop Select Light Box Assembly  
(111422) - Front View**



**Sunny Pop Light Box Assembly (111503) - Front View**



**Male Cordset**  
(not shown) is  
included in Light  
Box Assembly, see  
Motor Plate Assy.  
section for image  
reference.

**Light Box Assembly - Rear View**

Item	Part Description	Part Number	
		111422	111503
1	SUN POP SIGN	111420	
2	SUNNY POP SIGN		111483
3	LIGHT BOX FACE	111453	111453
4	LIGHT REFLECTOR	111451	111451
5	6-32 X 5/8 PAN PHILLIPS	77069	77069
6	LED STRIP COOL WHITE	55379	55379
7	BUSHING, SNAP .625 IN	47282	47282
8	MALE CORDSET	61020	61020
9	FEMALE CORDSET	61021	61021
10	STRAIN RELIEF SR-6P3-4	76026	76026
11	CORD BRACKET	111454	111454
12	POWER SUPPLY	55394	55394
13	6-32 X 1/2 PHIL PAN (Mounts Power Supply)	42237	42237
14	6-32 NUT (Mounts Power Supply)	47517	47517
15	8-32 PAN HD (Mounts the LED and Light Face)	74141	74141


## Lighted Sign Assembly



**Sun Pop Select Light Box Assembly (111422) - Front View**



**Sunny Pop Light Box Assembly (111503) - Front View**



**Male Cordset**  
(not shown) is included in Light Box Assembly, see Motor Plate Assy. section for image reference.

**Light Box Assembly - Rear View**

Item	Part Description	Part Number	
		111422	111503
1	SUN POP SIGN	111420	
2	SUNNY POP SIGN		111483
3	LIGHT BOX FACE	111453	111453
4	LIGHT REFLECTOR	111451	111451
5	6-32 X 5/8 PAN PHILLIPS	77069	77069
6	LED STRIP COOL WHITE	55379	55379
7	BUSHING, SNAP .625 IN	47282	47282
8	MALE CORDSET	61020	61020
9	FEMALE CORDSET	61021	61021
10	STRAIN RELIEF SR-6P3-4	76026	76026
11	CORD BRACKET	111454	111454
12	POWER SUPPLY	55394	55394
13	6-32 X 1/2 PHIL PAN (Mounts Power Supply)	42237	42237
14	6-32 NUT (Mounts Power Supply)	47517	47517
15	8-32 PAN HD (Mounts the LED and Light Face)	74141	74141


## Lighted Sign Assembly



**Sun Pop Select Light Box Assembly (111422) - Front View**



**Sunny Pop Light Box Assembly (111503) - Front View**



**Male Cordset**  
(not shown) is included in Light Box Assembly, see Motor Plate Assy. section for image reference.


**Light Box Assembly - Rear View**

Item	Part Description	Part Number	
		111422	111503
1	SUN POP SIGN	111420	
2	SUNNY POP SIGN		111483
3	LIGHT BOX FACE	111453	111453
4	LIGHT REFLECTOR	111451	111451
5	6-32 X 5/8 PAN PHILLIPS	77069	77069
6	LED STRIP COOL WHITE	55379	55379
7	BUSHING, SNAP .625 IN	47282	47282
8	MALE CORDSET	61020	61020
9	FEMALE CORDSET	61021	61021
10	STRAIN RELIEF SR-6P3-4	76026	76026
11	CORD BRACKET	111454	111454
12	POWER SUPPLY	55394	55394
13	6-32 X 1/2 PHIL PAN (Mounts Power Supply)	42237	42237
14	6-32 NUT (Mounts Power Supply)	47517	47517
15	8-32 PAN HD (Mounts the LED and Light Face)	74141	74141

## Lighted Sign Assembly



**Sunny Pop Light Box Assembly (111503) - Front View**



**Male Cordset**  
(not shown) is included in Light Box Assembly, see Motor Plate Assy. section for image reference.

Item	Part Description	Part Number	
		111422	111503
1	SUN POP SIGN	111420	
2	SUNNY POP SIGN		111483
3	LIGHT BOX FACE	111453	111453
4	LIGHT REFLECTOR	111451	111451
5	6-32 X 5/8 PAN PHILLIPS	77069	77069
6	LED STRIP COOL WHITE	55379	55379
7	BUSHING, SNAP .625 IN	47282	47282
8	MALE CORDSET	61020	61020
9	FEMALE CORDSET	61021	61021
10	STRAIN RELIEF SR-6P3-4	76026	76026
11	CORD BRACKET	111454	111454
12	POWER SUPPLY	55394	55394
13	6-32 X 1/2 PHIL PAN (Mounts Power Supply)	42237	42237
14	6-32 NUT (Mounts Power Supply)	47517	47517
15	8-32 PAN HD (Mounts the LED and Light Face)	74141	74141


## Lighted Sign Assembly



**Sun Pop Select Light Box Assembly (111422) - Front View**



**Sunny Pop Light Box Assembly (111503) - Front View**



**Male Cordset**  
(not shown) is included in Light Box Assembly, see Motor Plate Assy. section for image reference.


**Light Box Assembly - Rear View**

Item	Part Description	Part Number	
		111422	111503
1	SUN POP SIGN	111420	
2	SUNNY POP SIGN		111483
3	LIGHT BOX FACE	111453	111453
4	LIGHT REFLECTOR	111451	111451
5	6-32 X 5/8 PAN PHILLIPS	77069	77069
6	LED STRIP COOL WHITE	55379	55379
7	BUSHING, SNAP .625 IN	47282	47282
8	MALE CORDSET	61020	61020
9	FEMALE CORDSET	61021	61021
10	STRAIN RELIEF SR-6P3-4	76026	76026
11	CORD BRACKET	111454	111454
12	POWER SUPPLY	55394	55394
13	6-32 X 1/2 PHIL PAN (Mounts Power Supply)	42237	42237
14	6-32 NUT (Mounts Power Supply)	47517	47517
15	8-32 PAN HD (Mounts the LED and Light Face)	74141	74141

## Lighted Sign Assembly



**Sunny Pop Light Box Assembly (111503) - Front View**



**Male Cordset**  
(not shown) is included in Light Box Assembly, see Motor Plate Assy. section for image reference.

Item	Part Description	Part Number	
		111422	111503
1	SUN POP SIGN	111420	
2	SUNNY POP SIGN		111483
3	LIGHT BOX FACE	111453	111453
4	LIGHT REFLECTOR	111451	111451
5	6-32 X 5/8 PAN PHILLIPS	77069	77069
6	LED STRIP COOL WHITE	55379	55379
7	BUSHING, SNAP .625 IN	47282	47282
8	MALE CORDSET	61020	61020
9	FEMALE CORDSET	61021	61021
10	STRAIN RELIEF SR-6P3-4	76026	76026
11	CORD BRACKET	111454	111454
12	POWER SUPPLY	55394	55394
13	6-32 X 1/2 PHIL PAN (Mounts Power Supply)	42237	42237
14	6-32 NUT (Mounts Power Supply)	47517	47517
15	8-32 PAN HD (Mounts the LED and Light Face)	74141	74141


## Lighted Sign Assembly



**Sun Pop Select Light Box Assembly (111422) - Front View**



**Sunny Pop Light Box Assembly (111503) - Front View**



**Male Cordset**  
(not shown) is included in Light Box Assembly, see Motor Plate Assy. section for image reference.

**Light Box Assembly - Rear View**

Item	Part Description	Part Number	
		111422	111503
1	SUN POP SIGN	111420	
2	SUNNY POP SIGN		111483
3	LIGHT BOX FACE	111453	111453
4	LIGHT REFLECTOR	111451	111451
5	6-32 X 5/8 PAN PHILLIPS	77069	77069
6	LED STRIP COOL WHITE	55379	55379
7	BUSHING, SNAP .625 IN	47282	47282
8	MALE CORDSET	61020	61020
9	FEMALE CORDSET	61021	61021
10	STRAIN RELIEF SR-6P3-4	76026	76026
11	CORD BRACKET	111454	111454
12	POWER SUPPLY	55394	55394
13	6-32 X 1/2 PHIL PAN (Mounts Power Supply)	42237	42237
14	6-32 NUT (Mounts Power Supply)	47517	47517
15	8-32 PAN HD (Mounts the LED and Light Face)	74141	74141


## Lighted Sign Assembly



**Sun Pop Select Light Box Assembly (111422) - Front View**



**Sunny Pop Light Box Assembly (111503) - Front View**



**Male Cordset**  
(not shown) is included in Light Box Assembly, see Motor Plate Assy. section for image reference.

**Light Box Assembly - Rear View**

Item	Part Description	Part Number	
		111422	111503
1	SUN POP SIGN	111420	
2	SUNNY POP SIGN		111483
3	LIGHT BOX FACE	111453	111453
4	LIGHT REFLECTOR	111451	111451
5	6-32 X 5/8 PAN PHILLIPS	77069	77069
6	LED STRIP COOL WHITE	55379	55379
7	BUSHING, SNAP .625 IN	47282	47282
8	MALE CORDSET	61020	61020
9	FEMALE CORDSET	61021	61021
10	STRAIN RELIEF SR-6P3-4	76026	76026
11	CORD BRACKET	111454	111454
12	POWER SUPPLY	55394	55394
13	6-32 X 1/2 PHIL PAN (Mounts Power Supply)	42237	42237
14	6-32 NUT (Mounts Power Supply)	47517	47517
15	8-32 PAN HD (Mounts the LED and Light Face)	74141	74141


## Lighted Sign Assembly



**Sun Pop Select Light Box Assembly (111422) - Front View**



**Sunny Pop Light Box Assembly (111503) - Front View**



**Male Cordset**  
(not shown) is included in Light Box Assembly, see Motor Plate Assy. section for image reference.

**Light Box Assembly - Rear View**

Item	Part Description	Part Number	
		111422	111503
1	SUN POP SIGN	111420	
2	SUNNY POP SIGN		111483
3	LIGHT BOX FACE	111453	111453
4	LIGHT REFLECTOR	111451	111451
5	6-32 X 5/8 PAN PHILLIPS	77069	77069
6	LED STRIP COOL WHITE	55379	55379
7	BUSHING, SNAP .625 IN	47282	47282
8	MALE CORDSET	61020	61020
9	FEMALE CORDSET	61021	61021
10	STRAIN RELIEF SR-6P3-4	76026	76026
11	CORD BRACKET	111454	111454
12	POWER SUPPLY	55394	55394
13	6-32 X 1/2 PHIL PAN (Mounts Power Supply)	42237	42237
14	6-32 NUT (Mounts Power Supply)	47517	47517
15	8-32 PAN HD (Mounts the LED and Light Face)	74141	74141


## Lighted Sign Assembly



**Sun Pop Select Light Box Assembly (111422) - Front View**



**Sunny Pop Light Box Assembly (111503) - Front View**



**Male Cordset**  
(not shown) is included in Light Box Assembly, see Motor Plate Assy. section for image reference.

**Light Box Assembly - Rear View**

Item	Part Description	Part Number	
		111422	111503
1	SUN POP SIGN	111420	
2	SUNNY POP SIGN		111483
3	LIGHT BOX FACE	111453	111453
4	LIGHT REFLECTOR	111451	111451
5	6-32 X 5/8 PAN PHILLIPS	77069	77069
6	LED STRIP COOL WHITE	55379	55379
7	BUSHING, SNAP .625 IN	47282	47282
8	MALE CORDSET	61020	61020
9	FEMALE CORDSET	61021	61021
10	STRAIN RELIEF SR-6P3-4	76026	76026
11	CORD BRACKET	111454	111454
12	POWER SUPPLY	55394	55394
13	6-32 X 1/2 PHIL PAN (Mounts Power Supply)	42237	42237
14	6-32 NUT (Mounts Power Supply)	47517	47517
15	8-32 PAN HD (Mounts the LED and Light Face)	74141	74141


## Lighted Sign Assembly



**Sun Pop Select Light Box Assembly (111422) - Front View**



**Sunny Pop Light Box Assembly (111503) - Front View**



**Male Cordset**  
(not shown) is included in Light Box Assembly, see Motor Plate Assy. section for image reference.

**Light Box Assembly - Rear View**

Item	Part Description	Part Number	
		111422	111503
1	SUN POP SIGN	111420	
2	SUNNY POP SIGN		111483
3	LIGHT BOX FACE	111453	111453
4	LIGHT REFLECTOR	111451	111451
5	6-32 X 5/8 PAN PHILLIPS	77069	77069
6	LED STRIP COOL WHITE	55379	55379
7	BUSHING, SNAP .625 IN	47282	47282
8	MALE CORDSET	61020	61020
9	FEMALE CORDSET	61021	61021
10	STRAIN RELIEF SR-6P3-4	76026	76026
11	CORD BRACKET	111454	111454
12	POWER SUPPLY	55394	55394
13	6-32 X 1/2 PHIL PAN (Mounts Power Supply)	42237	42237
14	6-32 NUT (Mounts Power Supply)	47517	47517
15	8-32 PAN HD (Mounts the LED and Light Face)	74141	74141


## Lighted Sign Assembly



**Sun Pop Select Light Box Assembly (111422) - Front View**



**Sunny Pop Light Box Assembly (111503) - Front View**



**Male Cordset**  
(not shown) is included in Light Box Assembly, see Motor Plate Assy. section for image reference.

**Light Box Assembly - Rear View**

Item	Part Description	Part Number	
		111422	111503
1	SUN POP SIGN	111420	
2	SUNNY POP SIGN		111483
3	LIGHT BOX FACE	111453	111453
4	LIGHT REFLECTOR	111451	111451
5	6-32 X 5/8 PAN PHILLIPS	77069	77069
6	LED STRIP COOL WHITE	55379	55379
7	BUSHING, SNAP .625 IN	47282	47282
8	MALE CORDSET	61020	61020
9	FEMALE CORDSET	61021	61021
10	STRAIN RELIEF SR-6P3-4	76026	76026
11	CORD BRACKET	111454	111454
12	POWER SUPPLY	55394	55394
13	6-32 X 1/2 PHIL PAN (Mounts Power Supply)	42237	42237
14	6-32 NUT (Mounts Power Supply)	47517	47517
15	8-32 PAN HD (Mounts the LED and Light Face)	74141	74141


## Lighted Sign Assembly



**Sun Pop Select Light Box Assembly (111422) - Front View**



**Sunny Pop Light Box Assembly (111503) - Front View**



**Male Cordset**  
(not shown) is included in Light Box Assembly, see Motor Plate Assy. section for image reference.

**Light Box Assembly - Rear View**

Item	Part Description	Part Number	
		111422	111503
1	SUN POP SIGN	111420	
2	SUNNY POP SIGN		111483
3	LIGHT BOX FACE	111453	111453
4	LIGHT REFLECTOR	111451	111451
5	6-32 X 5/8 PAN PHILLIPS	77069	77069
6	LED STRIP COOL WHITE	55379	55379
7	BUSHING, SNAP .625 IN	47282	47282
8	MALE CORDSET	61020	61020
9	FEMALE CORDSET	61021	61021
10	STRAIN RELIEF SR-6P3-4	76026	76026
11	CORD BRACKET	111454	111454
12	POWER SUPPLY	55394	55394
13	6-32 X 1/2 PHIL PAN (Mounts Power Supply)	42237	42237
14	6-32 NUT (Mounts Power Supply)	47517	47517
15	8-32 PAN HD (Mounts the LED and Light Face)	74141	74141


## Lighted Sign Assembly



**Sun Pop Select Light Box Assembly (111422) - Front View**



**Sunny Pop Light Box Assembly (111503) - Front View**




**Male Cordset**  
(not shown) is included in Light Box Assembly, see Motor Plate Assy. section for image reference.


**Light Box Assembly - Rear View**

Item	Part Description	Part Number	
		111422	111503
1	SUN POP SIGN	111420	
2	SUNNY POP SIGN		111483
3	LIGHT BOX FACE	111453	111453
4	LIGHT REFLECTOR	111451	111451
5	6-32 X 5/8 PAN PHILLIPS	77069	77069
6	LED STRIP COOL WHITE	55379	55379
7	BUSHING, SNAP .625 IN	47282	47282
8	MALE CORDSET	61020	61020
9	FEMALE CORDSET	61021	61021
10	STRAIN RELIEF SR-6P3-4	76026	76026
11	CORD BRACKET	111454	111454
12	POWER SUPPLY	55394	55394
13	6-32 X 1/2 PHIL PAN (Mounts Power Supply)	42237	42237
14	6-32 NUT (Mounts Power Supply)	47517	47517
15	8-32 PAN HD (Mounts the LED and Light Face)	74141	74141


## Safety Labels

**1** → **BULB REPLACEMENT MUST BE WITH CORRECT WATTAGE BULB W/ TUFF-SKIN COATING 42948**


**2** → 

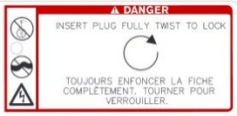
**3** → 

**4** → **WARNING! CONTACT WITH THIS SURFACE WHILE THE APPLIANCE IS OPERATING MAY CAUSE BURNS**  
**AVERTISSEMENT! CONTACT AVEC CETTE SURFACE PENDANT LE FONCTIONNEMENT DE L'APPAREIL POURRAIT CAUSER DES BRULURES 87087**


**5** → 

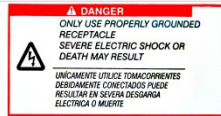
### Unit Labels


**6** → 



### Kettle Lead In Label

**7** → 



**8** → 

### Power Cord Labels

Item	Part Description	Part No.
1	COATED BULB LABEL	42948
2	UNIVERSAL POPPER DECAL	41019
3	MAIN GROUND LABEL	42375
4	SURFACE CONTACT WARNING	87087
5	POWER OFF LABEL	55436
6	CONDUIT WARNING LABEL	82840
7	CORD WARNING LABEL	68720
8	POWER CORD TAG	76135

Page 26

gmpopcorn.com

## Safety Labels

**1** → **BULB REPLACEMENT MUST BE WITH CORRECT WATTAGE BULB W/ TUFF-SKIN COATING 42948**

**2** →

**3** →

**4** → **WARNING! CONTACT WITH THIS SURFACE WHILE THE APPLIANCE IS OPERATING MAY CAUSE BURNS**  
**AVERTISSEMENT! CONTACT AVEC CETTE SURFACE PENDANT LE FONCTIONNEMENT DE L'APPAREIL POURRAIT CAUSER DES BRULURES 87087**

**5** → **poweroff PATENT PENDING**  
**WHEN THE HEAT SWITCH LIGHT IS BLINKING, TURN THE HEAT SWITCH OFF-ON TO RESTART THE KETTLE HEAT**

**Unit Labels**

**6** →

**Kettle Lead In Label**

**7** →


**8** →


**Power Cord Labels**

Item	Part Description	Part No.
1	COATED BULB LABEL	42948
2	UNIVERSAL POPPER DECAL	41019
3	MAIN GROUND LABEL	42375
4	SURFACE CONTACT WARNING	87087
5	POWER OFF LABEL	55436
6	CONDUIT WARNING LABEL	82840
7	CORD WARNING LABEL	68720
8	POWER CORD TAG	76135


## Safety Labels

**1** → **BULB REPLACEMENT MUST BE WITH CORRECT WATTAGE BULB W/ TUFF-SKIN COATING 42948**


**2** → 

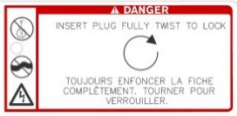
**3** → 

**4** → **WARNING! CONTACT WITH THIS SURFACE WHILE THE APPLIANCE IS OPERATING MAY CAUSE BURNS**  
**AVERTISSEMENT! CONTACT AVEC CETTE SURFACE PENDANT LE FONCTIONNEMENT DE L'APPAREIL POURRAIT CAUSER DES BRULURES 87087**


**5** → 

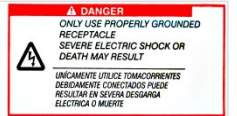
**Unit Labels**


**6** → 



**Kettle Lead In Label**

**7** → 



**8** → 

**Power Cord Labels**

Item	Part Description	Part No.
1	COATED BULB LABEL	42948
2	UNIVERSAL POPPER DECAL	41019
3	MAIN GROUND LABEL	42375
4	SURFACE CONTACT WARNING	87087
5	POWER OFF LABEL	55436
6	CONDUIT WARNING LABEL	82840
7	CORD WARNING LABEL	68720
8	POWER CORD TAG	76135

## Safety Labels

**1** → **BULB REPLACEMENT MUST BE WITH CORRECT WATTAGE BULB W/ TUFF-SKIN COATING 42948**

**2** →

**3** →

**4** → **WARNING! CONTACT WITH THIS SURFACE WHILE THE APPLIANCE IS OPERATING MAY CAUSE BURNS**  
**AVERTISSEMENT! CONTACT AVEC CETTE SURFACE PENDANT LE FONCTIONNEMENT DE L'APPAREIL POURRAIT CAUSER DES BRULURES 87087**

**5** → **poweroff PATENT PENDING**  
**WHEN THE HEAT SWITCH LIGHT IS BLINKING, TURN THE HEAT SWITCH OFF-ON TO RESTART THE KETTLE HEAT**

**Unit Labels**

**6** →

**Kettle Lead In Label**

**7** →

**8** →

Item	Part Description	Part No.
1	COATED BULB LABEL	42948
2	UNIVERSAL POPPER DECAL	41019
3	MAIN GROUND LABEL	42375
4	SURFACE CONTACT WARNING	87087
5	POWER OFF LABEL	55436
6	CONDUIT WARNING LABEL	82840
7	CORD WARNING LABEL	68720
8	POWER CORD TAG	76135

## Safety Labels

**1** → **BULB REPLACEMENT MUST BE WITH CORRECT WATTAGE BULB W/ TUFF-SKIN COATING 42948**

**2** →

**3** →

**4** → **WARNING! CONTACT WITH THIS SURFACE WHILE THE APPLIANCE IS OPERATING MAY CAUSE BURNS**  
**AVERTISSEMENT! CONTACT AVEC CETTE SURFACE PENDANT LE FONCTIONNEMENT DE L'APPAREIL POURRAIT CAUSER DES BRULURES 87087**

**5** → **poweroff PATENT PENDING**  
**WHEN THE HEAT SWITCH LIGHT IS BLINKING, TURN THE HEAT SWITCH OFF-ON TO RESTART THE KETTLE HEAT**

**Unit Labels**

**6** →

**Kettle Lead In Label**

**7** →

**8** →

**Power Cord Labels**

Item	Part Description	Part No.
1	COATED BULB LABEL	42948
2	UNIVERSAL POPPER DECAL	41019
3	MAIN GROUND LABEL	42375
4	SURFACE CONTACT WARNING	87087
5	POWER OFF LABEL	55436
6	CONDUIT WARNING LABEL	82840
7	CORD WARNING LABEL	68720
8	POWER CORD TAG	76135

## Safety Labels

**1** → **BULB REPLACEMENT MUST BE WITH CORRECT WATTAGE BULB W/ TUFF-SKIN COATING 42948**

**2** →

**3** →

**4** → **WARNING! CONTACT WITH THIS SURFACE WHILE THE APPLIANCE IS OPERATING MAY CAUSE BURNS**  
**AVERTISSEMENT! CONTACT AVEC CETTE SURFACE PENDANT LE FONCTIONNEMENT DE L'APPAREIL POURRAIT CAUSER DES BRULURES 87087**

**5** → **poweroff PATENT PENDING**  
**WHEN THE HEAT SWITCH LIGHT IS BLINKING, TURN THE HEAT SWITCH OFF-ON TO RESTART THE KETTLE HEAT**

**Unit Labels**

**6** →

**Kettle Lead In Label**


**7** →


**8** →

Item	Part Description	Part No.
1	COATED BULB LABEL	42948
2	UNIVERSAL POPPER DECAL	41019
3	MAIN GROUND LABEL	42375
4	SURFACE CONTACT WARNING	87087
5	POWER OFF LABEL	55436
6	CONDUIT WARNING LABEL	82840
7	CORD WARNING LABEL	68720
8	POWER CORD TAG	76135

## Safety Labels

**1** → **BULB REPLACEMENT MUST BE WITH CORRECT WATTAGE BULB W/ TUFF-SKIN COATING 42948**


**2** → 

**3** → 


**4** → **WARNING! CONTACT WITH THIS SURFACE WHILE THE APPLIANCE IS OPERATING MAY CAUSE BURNS**  
**AVERTISSEMENT! CONTACT AVEC CETTE SURFACE PENDANT LE FONCTIONNEMENT DE L'APPAREIL POURRAIT CAUSER DES BRULURES 87087**


**5** → **poweroff PATENT PENDING WHEN THE HEAT SWITCH LIGHT IS BLINKING, TURN THE HEAT SWITCH OFF-ON TO RESTART THE KETTLE HEAT**

**Unit Labels**

**6** → 

**Kettle Lead In Label**

**7** → 


**8** → 


**Power Cord Labels**

Item	Part Description	Part No.
1	COATED BULB LABEL	42948
2	UNIVERSAL POPPER DECAL	41019
3	MAIN GROUND LABEL	42375
4	SURFACE CONTACT WARNING	87087
5	POWER OFF LABEL	55436
6	CONDUIT WARNING LABEL	82840
7	CORD WARNING LABEL	68720
8	POWER CORD TAG	76135


## Safety Labels

**1** → **BULB REPLACEMENT MUST BE WITH CORRECT WATTAGE BULB W/ TUFF-SKIN COATING 42948**


**2** → 

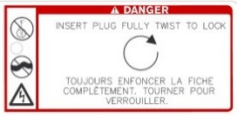
**3** → 

**4** → **WARNING! CONTACT WITH THIS SURFACE WHILE THE APPLIANCE IS OPERATING MAY CAUSE BURNS**  
**AVERTISSEMENT! CONTACT AVEC CETTE SURFACE PENDANT LE FONCTIONNEMENT DE L'APPAREIL POURRAIT CAUSER DES BRULURES 87087**


**5** → 

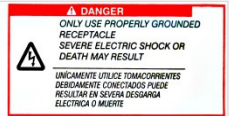
### Unit Labels


**6** → 



### Kettle Lead In Label

**7** → 



**8** → 


### Power Cord Labels

Item	Part Description	Part No.
1	COATED BULB LABEL	42948
2	UNIVERSAL POPPER DECAL	41019
3	MAIN GROUND LABEL	42375
4	SURFACE CONTACT WARNING	87087
5	POWER OFF LABEL	55436
6	CONDUIT WARNING LABEL	82840
7	CORD WARNING LABEL	68720
8	POWER CORD TAG	76135

Page 26


gmpopcorn.com

## Accessories



Item	Part Description	Part No.
1	STAMPED ALUMINUM SCOOP	2071
2	6.5 CC MEASURE	<a href="#">47678</a>
3	6 OZ MEASURE	<a href="#">49049</a>

## Accessories



Item	Part Description	Part No.
1	STAMPED ALUMINUM SCOOP	2071
2	6.5 CC MEASURE	<a href="#">47678</a>
3	6 OZ MEASURE	<a href="#">49049</a>