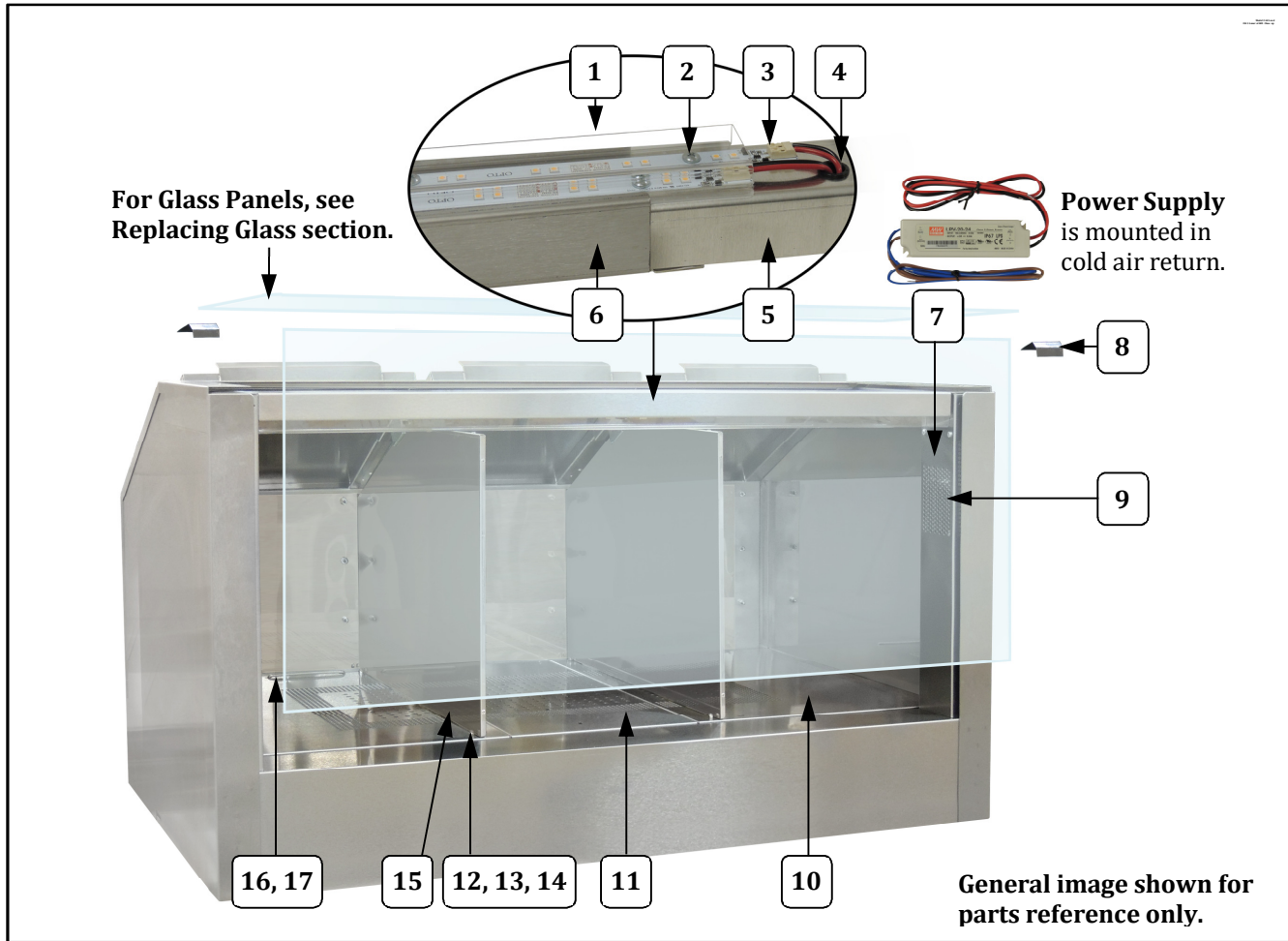
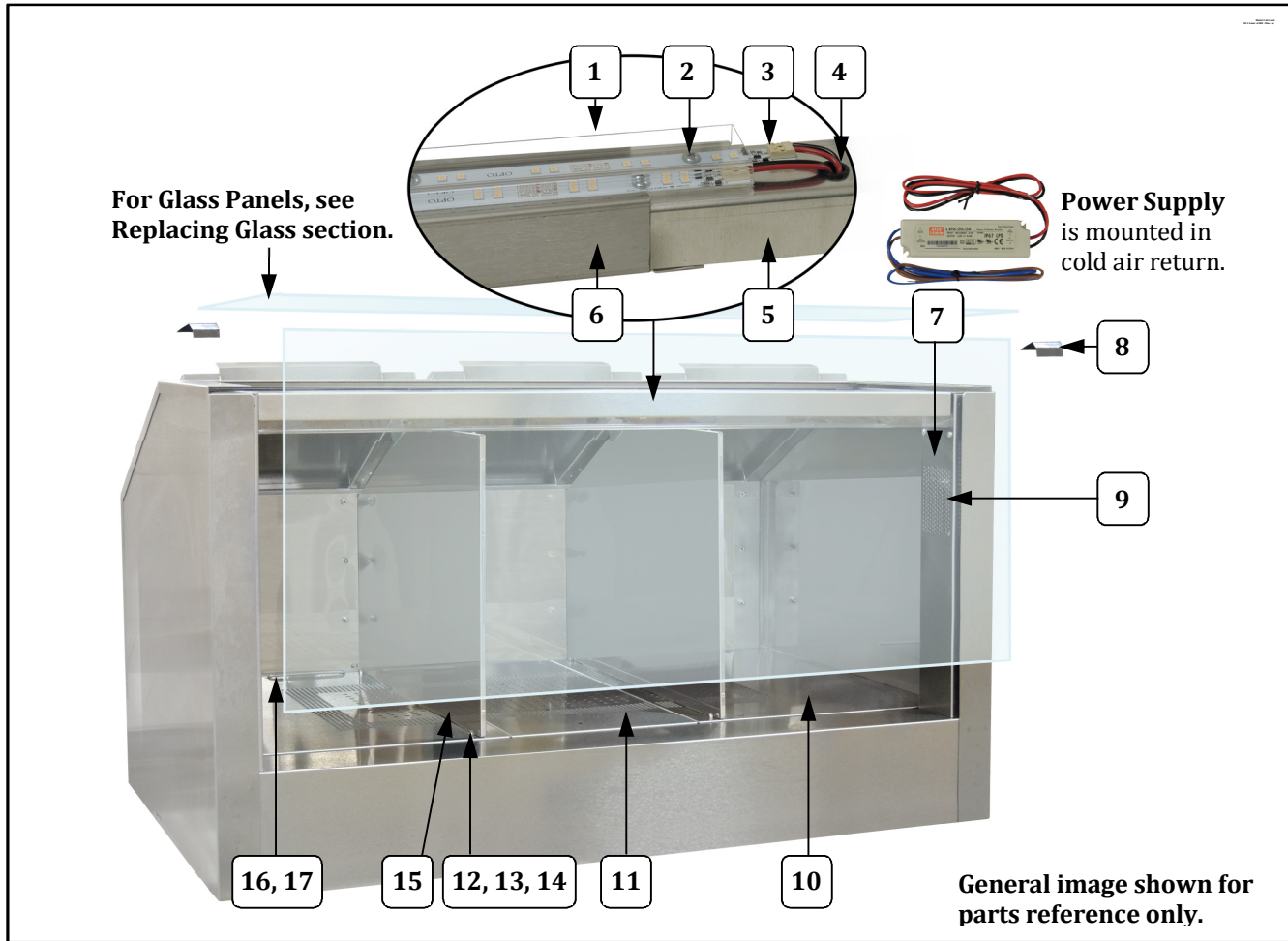


Cabinet Exterior – Front View



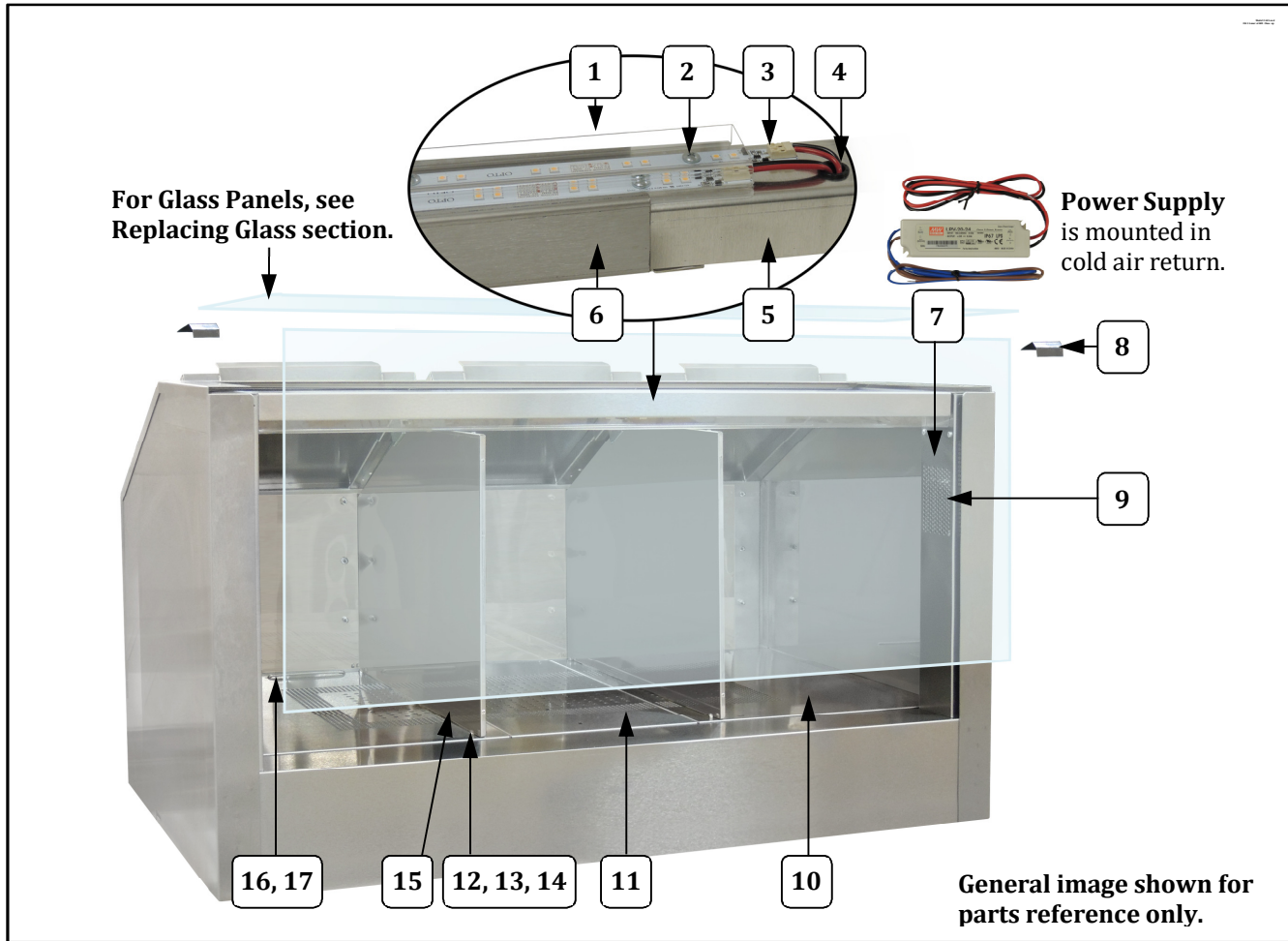
Item	Parts Description	Part Number	
		2445 (48" Unit)	2446 (54" Unit)
1	LIGHT SHIELD (clear cover)	111617	69117
2	SCREW #8-32 X 3/8 PAN HD PH	74141	74141
3	LED STRIP WARM WHITE	55442	55442
4	BUSHING, SNAP .500 IN	47236	47236
5	LED MOUNT PLATE	111616	69116
6	LIGHT ENCLOSURE	111615	69119
7	POWER SUPPLY (2 required)	55394	55350
8	CORNER CLIP	39431	39431
9	COLD AIR RETURN	69120	69120
10	END CORN TRAY (larger corn tray)	111828	111856
11	CENTER CORN TRAY (smaller corn tray)	111829	111857
12	8-32 X 1/4 PHIL PAN M/S	87314	87314
13	#8 INT. TOOTH L/W 410SS	12132	12132
14	8-32 ACORN NUT SS	12385	12385
15	DIVIDER ASSEMBLY	111576	111576
16	PULL HANDLE (not included with corn tray)	39535	39535
17	HEX NUT #10-32 ESLOK	74549	74549

Cabinet Exterior – Front View



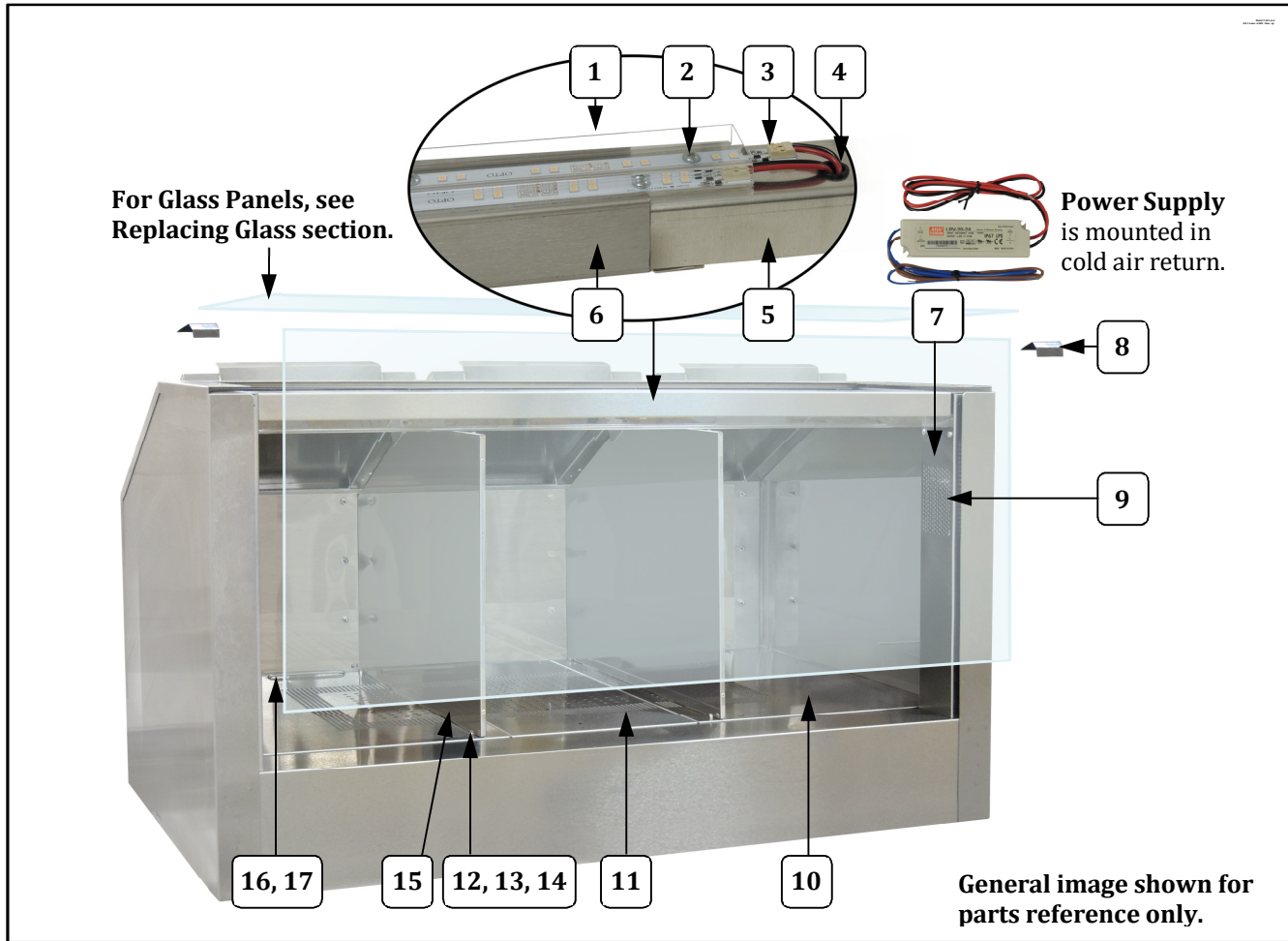
Item	Parts Description	Part Number	
		2445 (48" Unit)	2446 (54" Unit)
1	LIGHT SHIELD (clear cover)	111617	69117
2	SCREW #8-32 X 3/8 PAN HD PH	74141	74141
3	LED STRIP WARM WHITE	55442	55442
4	BUSHING, SNAP .500 IN	47236	47236
5	LED MOUNT PLATE	111616	69116
6	LIGHT ENCLOSURE	111615	69119
7	POWER SUPPLY (2 required)	55394	55350
8	CORNER CLIP	39431	39431
9	COLD AIR RETURN	69120	69120
10	END CORN TRAY (larger corn tray)	111828	111856
11	CENTER CORN TRAY (smaller corn tray)	111829	111857
12	8-32 X 1/4 PHIL PAN M/S	87314	87314
13	#8 INT. TOOTH L/W 410SS	12132	12132
14	8-32 ACORN NUT SS	12385	12385
15	DIVIDER ASSEMBLY	111576	111576
16	PULL HANDLE (not included with corn tray)	39535	39535
17	HEX NUT #10-32 ESLOK	74549	74549

Cabinet Exterior – Front View



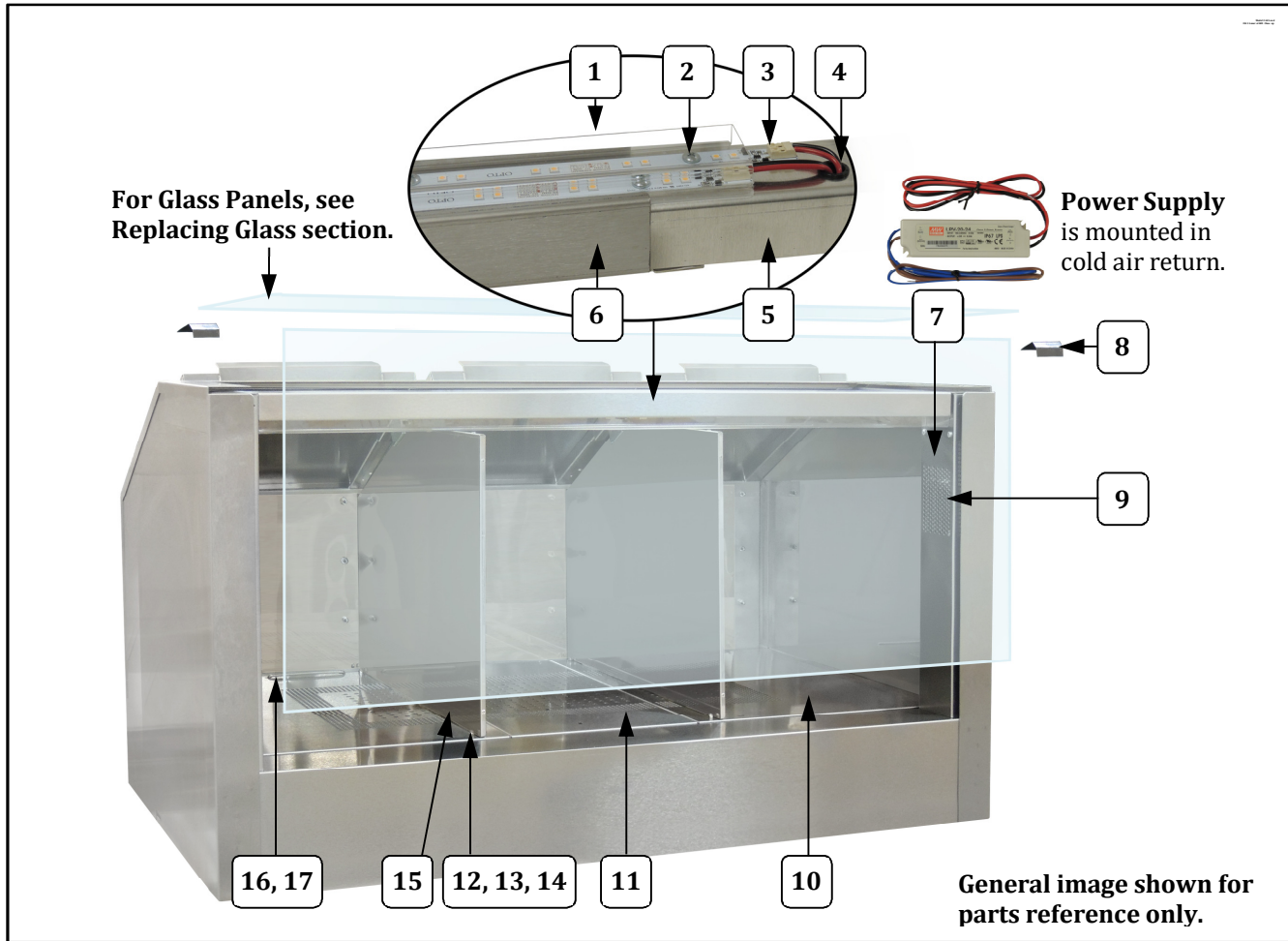
Item	Parts Description	Part Number	
		2445 (48" Unit)	2446 (54" Unit)
1	LIGHT SHIELD (clear cover)	111617	69117
2	SCREW #8-32 X 3/8 PAN HD PH	74141	74141
3	LED STRIP WARM WHITE	55442	55442
4	BUSHING, SNAP .500 IN	47236	47236
5	LED MOUNT PLATE	111616	69116
6	LIGHT ENCLOSURE	111615	69119
7	POWER SUPPLY (2 required)	55394	55350
8	CORNER CLIP	39431	39431
9	COLD AIR RETURN	69120	69120
10	END CORN TRAY (larger corn tray)	111828	111856
11	CENTER CORN TRAY (smaller corn tray)	111829	111857
12	8-32 X 1/4 PHIL PAN M/S	87314	87314
13	#8 INT. TOOTH L/W 410SS	12132	12132
14	8-32 ACORN NUT SS	12385	12385
15	DIVIDER ASSEMBLY	111576	111576
16	PULL HANDLE (not included with corn tray)	39535	39535
17	HEX NUT #10-32 ESLOK	74549	74549

Cabinet Exterior – Front View



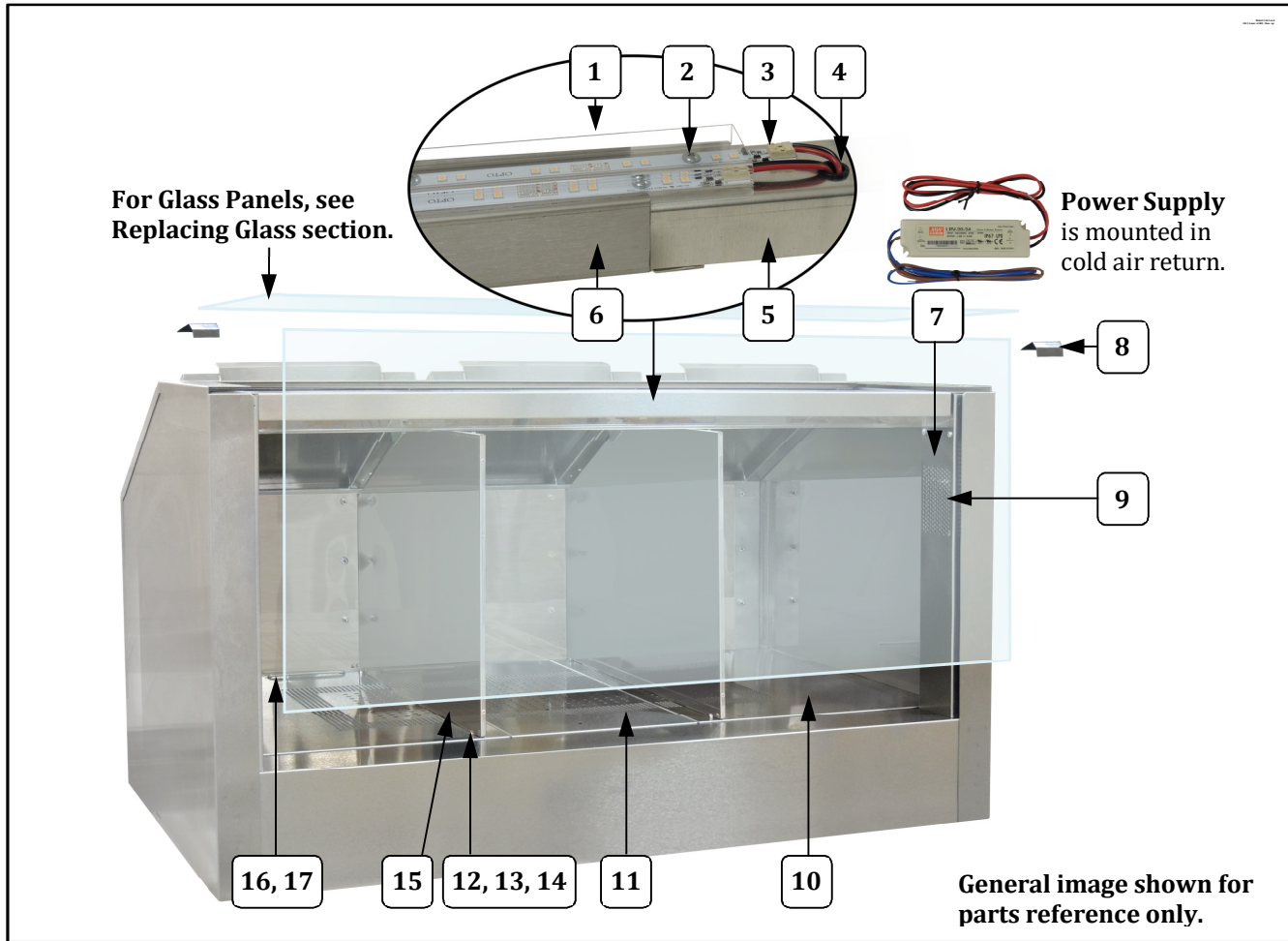
Item	Parts Description	Part Number	
		2445 (48" Unit)	2446 (54" Unit)
1	LIGHT SHIELD (clear cover)	111617	69117
2	SCREW #8-32 X 3/8 PAN HD PH	74141	74141
3	LED STRIP WARM WHITE	55442	55442
4	BUSHING, SNAP .500 IN	47236	47236
5	LED MOUNT PLATE	111616	69116
6	LIGHT ENCLOSURE	111615	69119
7	POWER SUPPLY (2 required)	55394	55350
8	CORNER CLIP	39431	39431
9	COLD AIR RETURN	69120	69120
10	END CORN TRAY (larger corn tray)	111828	111856
11	CENTER CORN TRAY (smaller corn tray)	111829	111857
12	8-32 X 1/4 PHIL PAN M/S	87314	87314
13	#8 INT. TOOTH L/W 410SS	12132	12132
14	8-32 ACORN NUT SS	12385	12385
15	DIVIDER ASSEMBLY	111576	111576
16	PULL HANDLE (not included with corn tray)	39535	39535
17	HEX NUT #10-32 ESLOK	74549	74549

Cabinet Exterior – Front View



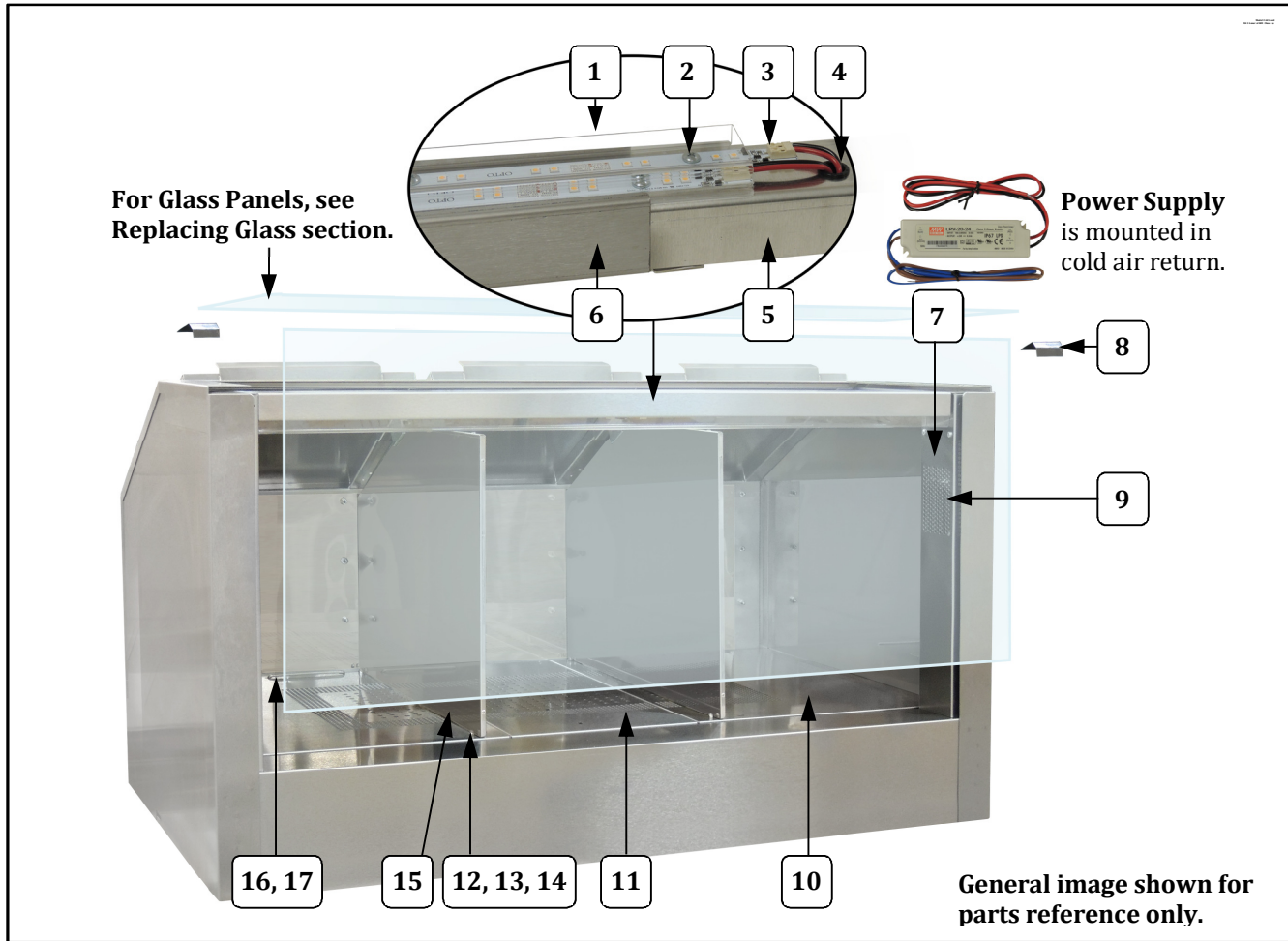
Item	Parts Description	Part Number	
		2445 (48" Unit)	2446 (54" Unit)
1	LIGHT SHIELD (clear cover)	111617	69117
2	SCREW #8-32 X 3/8 PAN HD PH	74141	74141
3	LED STRIP WARM WHITE	55442	55442
4	BUSHING, SNAP .500 IN	47236	47236
5	LED MOUNT PLATE	111616	69116
6	LIGHT ENCLOSURE	111615	69119
7	POWER SUPPLY (2 required)	55394	55350
8	CORNER CLIP	39431	39431
9	COLD AIR RETURN	69120	69120
10	END CORN TRAY (larger corn tray)	111828	111856
11	CENTER CORN TRAY (smaller corn tray)	111829	111857
12	8-32 X 1/4 PHIL PAN M/S	87314	87314
13	#8 INT. TOOTH L/W 410SS	12132	12132
14	8-32 ACORN NUT SS	12385	12385
15	DIVIDER ASSEMBLY	111576	111576
16	PULL HANDLE (not included with corn tray)	39535	39535
17	HEX NUT #10-32 ESLOK	74549	74549

Cabinet Exterior – Front View



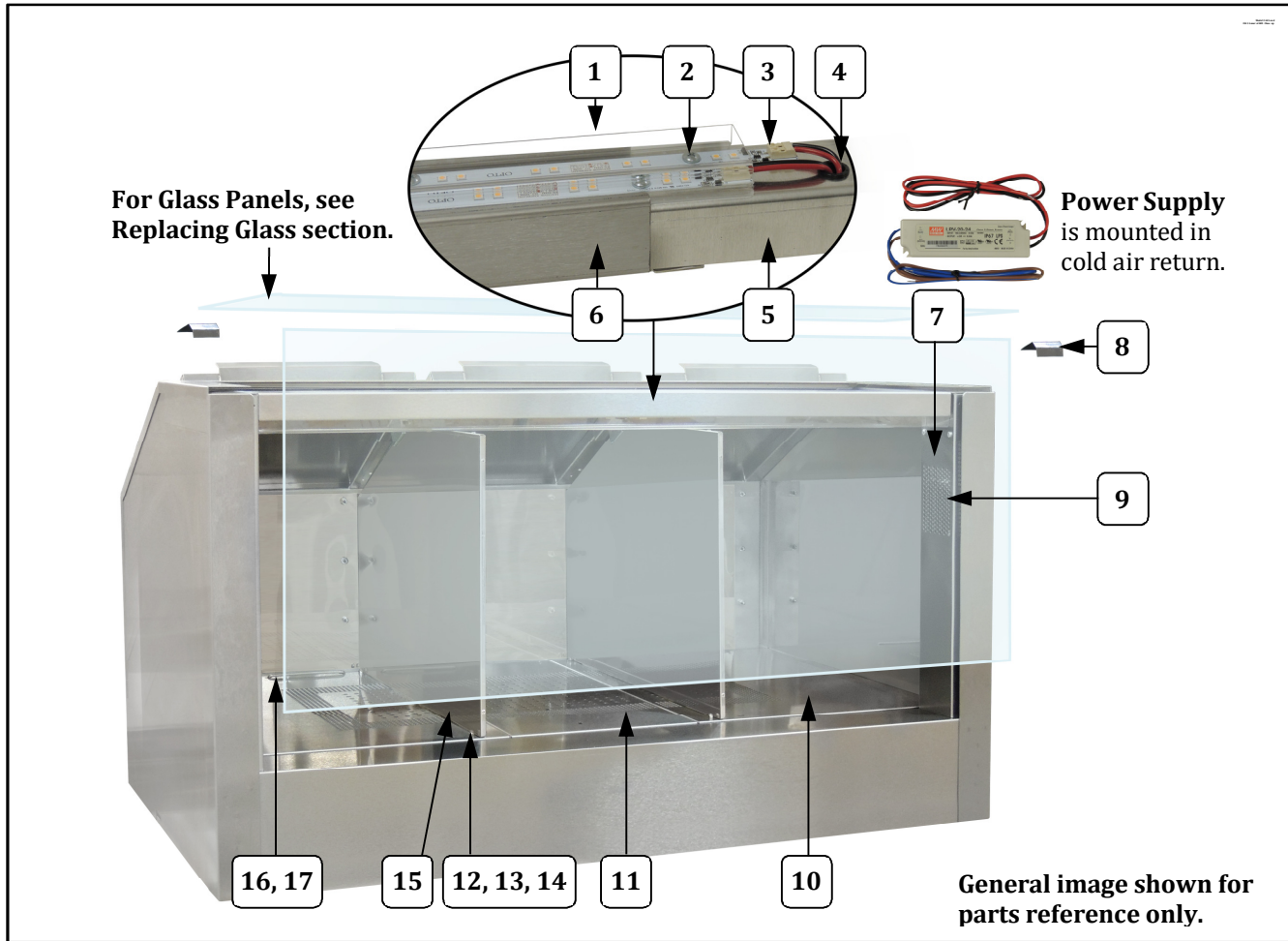
Item	Parts Description	Part Number	
		2445 (48" Unit)	2446 (54" Unit)
1	LIGHT SHIELD (clear cover)	111617	69117
2	SCREW #8-32 X 3/8 PAN HD PH	74141	74141
3	LED STRIP WARM WHITE	55442	55442
4	BUSHING, SNAP .500 IN	47236	47236
5	LED MOUNT PLATE	111616	69116
6	LIGHT ENCLOSURE	111615	69119
7	POWER SUPPLY (2 required)	55394	55350
8	CORNER CLIP	39431	39431
9	COLD AIR RETURN	69120	69120
10	END CORN TRAY (larger corn tray)	111828	111856
11	CENTER CORN TRAY (smaller corn tray)	111829	111857
12	8-32 X 1/4 PHIL PAN M/S	87314	87314
13	#8 INT. TOOTH L/W 410SS	12132	12132
14	8-32 ACORN NUT SS	12385	12385
15	DIVIDER ASSEMBLY	111576	111576
16	PULL HANDLE (not included with corn tray)	39535	39535
17	HEX NUT #10-32 ESLOK	74549	74549

Cabinet Exterior – Front View



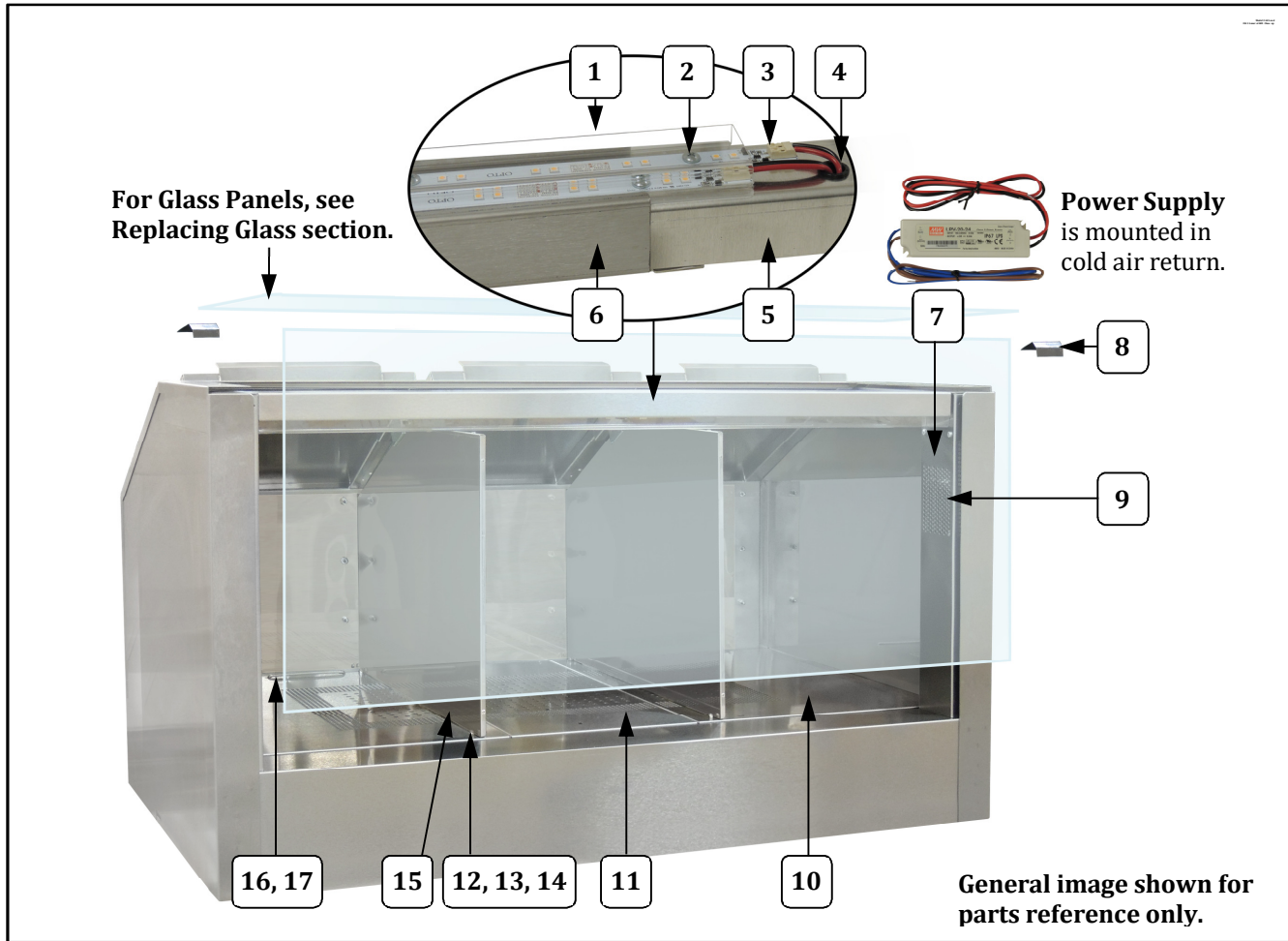
Item	Parts Description	Part Number	
		2445 (48" Unit)	2446 (54" Unit)
1	LIGHT SHIELD (clear cover)	111617	69117
2	SCREW #8-32 X 3/8 PAN HD PH	74141	74141
3	LED STRIP WARM WHITE	55442	55442
4	BUSHING, SNAP .500 IN	47236	47236
5	LED MOUNT PLATE	111616	69116
6	LIGHT ENCLOSURE	111615	69119
7	POWER SUPPLY (2 required)	55394	55350
8	CORNER CLIP	39431	39431
9	COLD AIR RETURN	69120	69120
10	END CORN TRAY (larger corn tray)	111828	111856
11	CENTER CORN TRAY (smaller corn tray)	111829	111857
12	8-32 X 1/4 PHIL PAN M/S	87314	87314
13	#8 INT. TOOTH L/W 410SS	12132	12132
14	8-32 ACORN NUT SS	12385	12385
15	DIVIDER ASSEMBLY	111576	111576
16	PULL HANDLE (not included with corn tray)	39535	39535
17	HEX NUT #10-32 ESLOK	74549	74549

Cabinet Exterior – Front View



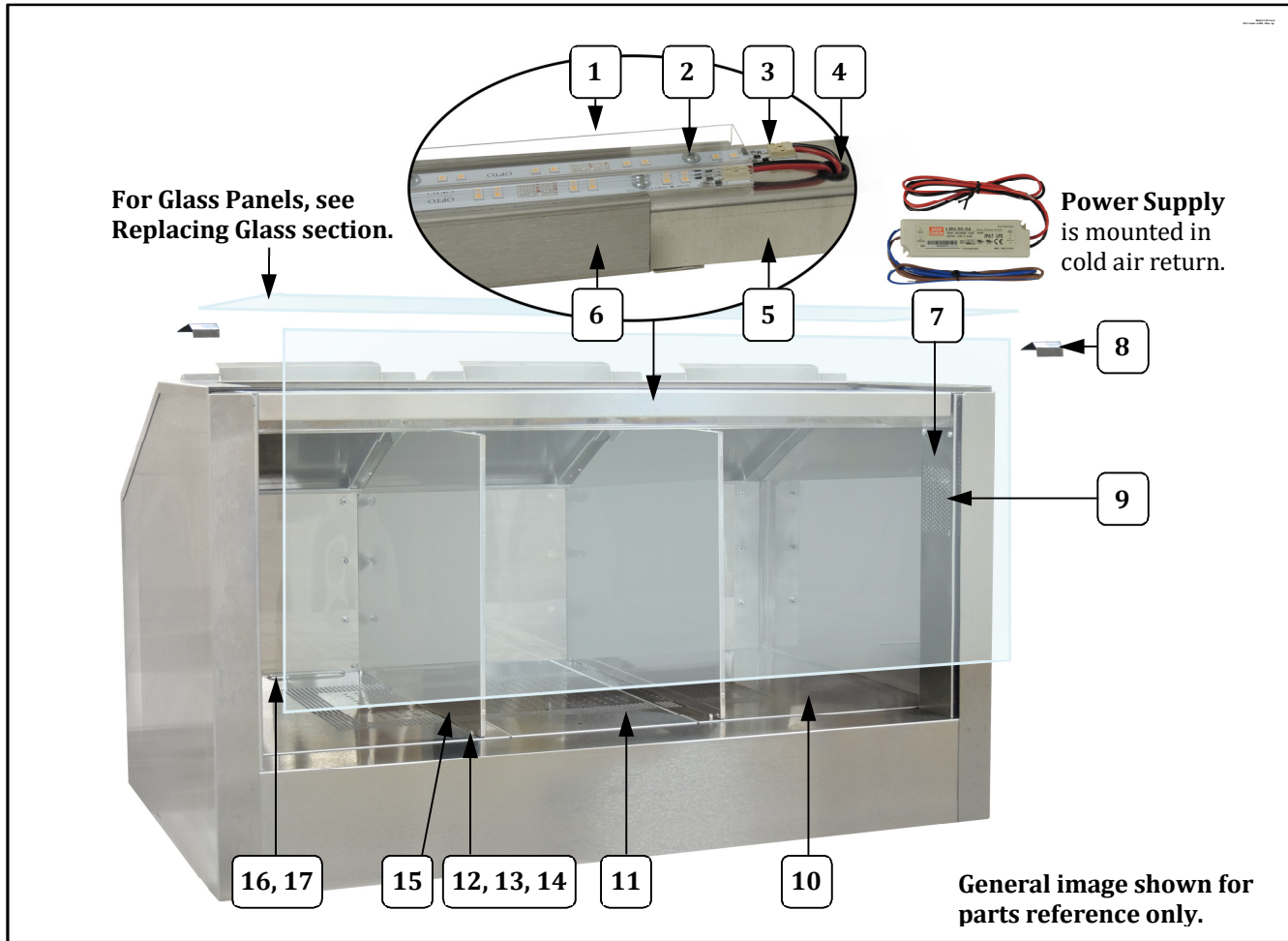
Item	Parts Description	Part Number	
		2445 (48" Unit)	2446 (54" Unit)
1	LIGHT SHIELD (clear cover)	111617	69117
2	SCREW #8-32 X 3/8 PAN HD PH	74141	74141
3	LED STRIP WARM WHITE	55442	55442
4	BUSHING, SNAP .500 IN	47236	47236
5	LED MOUNT PLATE	111616	69116
6	LIGHT ENCLOSURE	111615	69119
7	POWER SUPPLY (2 required)	55394	55350
8	CORNER CLIP	39431	39431
9	COLD AIR RETURN	69120	69120
10	END CORN TRAY (larger corn tray)	111828	111856
11	CENTER CORN TRAY (smaller corn tray)	111829	111857
12	8-32 X 1/4 PHIL PAN M/S	87314	87314
13	#8 INT. TOOTH L/W 410SS	12132	12132
14	8-32 ACORN NUT SS	12385	12385
15	DIVIDER ASSEMBLY	111576	111576
16	PULL HANDLE (not included with corn tray)	39535	39535
17	HEX NUT #10-32 ESLOK	74549	74549

Cabinet Exterior – Front View



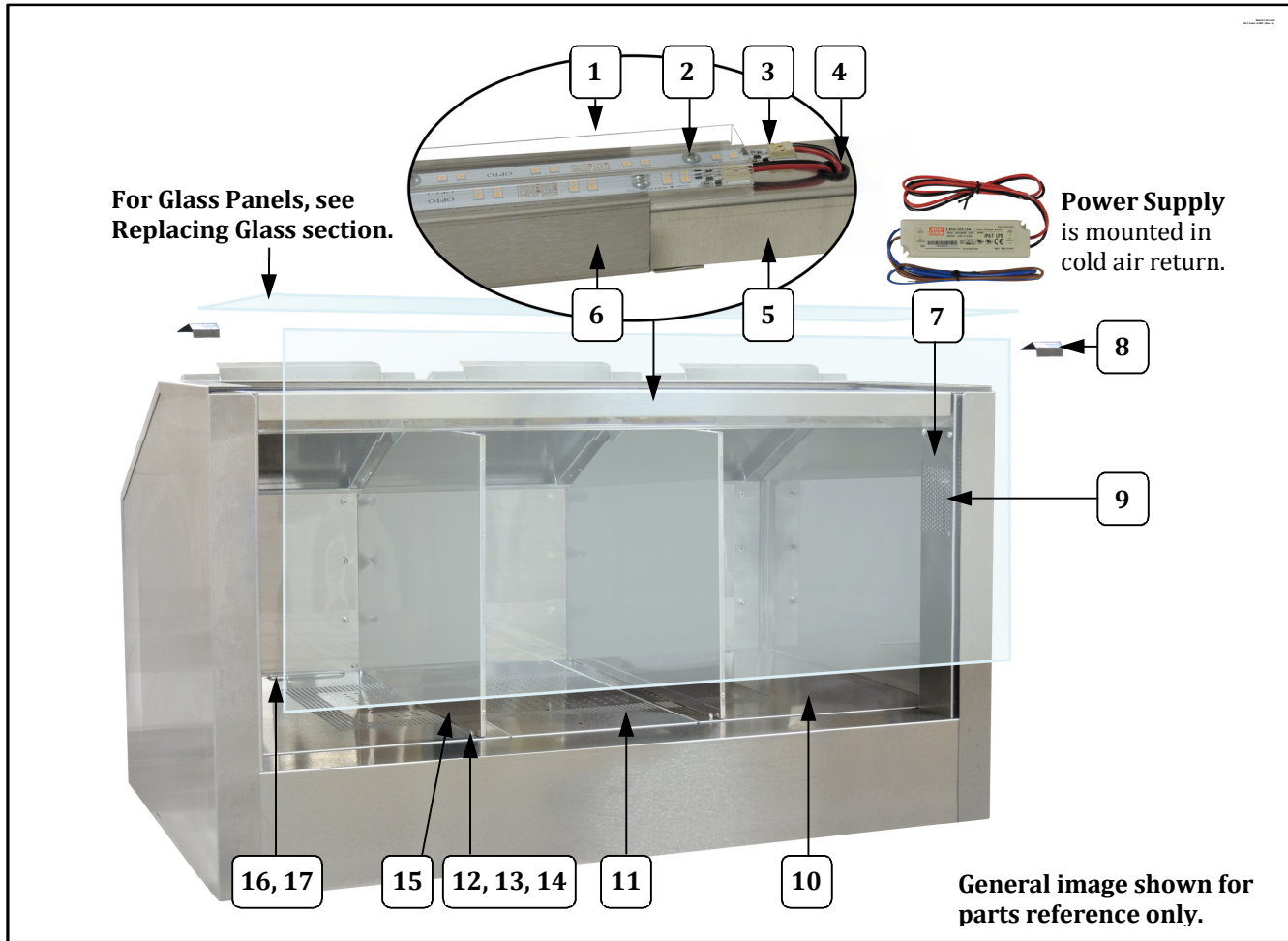
Item	Parts Description	Part Number	
		2445 (48" Unit)	2446 (54" Unit)
1	LIGHT SHIELD (clear cover)	111617	69117
2	SCREW #8-32 X 3/8 PAN HD PH	74141	74141
3	LED STRIP WARM WHITE	55442	55442
4	BUSHING, SNAP .500 IN	47236	47236
5	LED MOUNT PLATE	111616	69116
6	LIGHT ENCLOSURE	111615	69119
7	POWER SUPPLY (2 required)	55394	55350
8	CORNER CLIP	39431	39431
9	COLD AIR RETURN	69120	69120
10	END CORN TRAY (larger corn tray)	111828	111856
11	CENTER CORN TRAY (smaller corn tray)	111829	111857
12	8-32 X 1/4 PHIL PAN M/S	87314	87314
13	#8 INT. TOOTH L/W 410SS	12132	12132
14	8-32 ACORN NUT SS	12385	12385
15	DIVIDER ASSEMBLY	111576	111576
16	PULL HANDLE (not included with corn tray)	39535	39535
17	HEX NUT #10-32 ESLOK	74549	74549

Cabinet Exterior – Front View



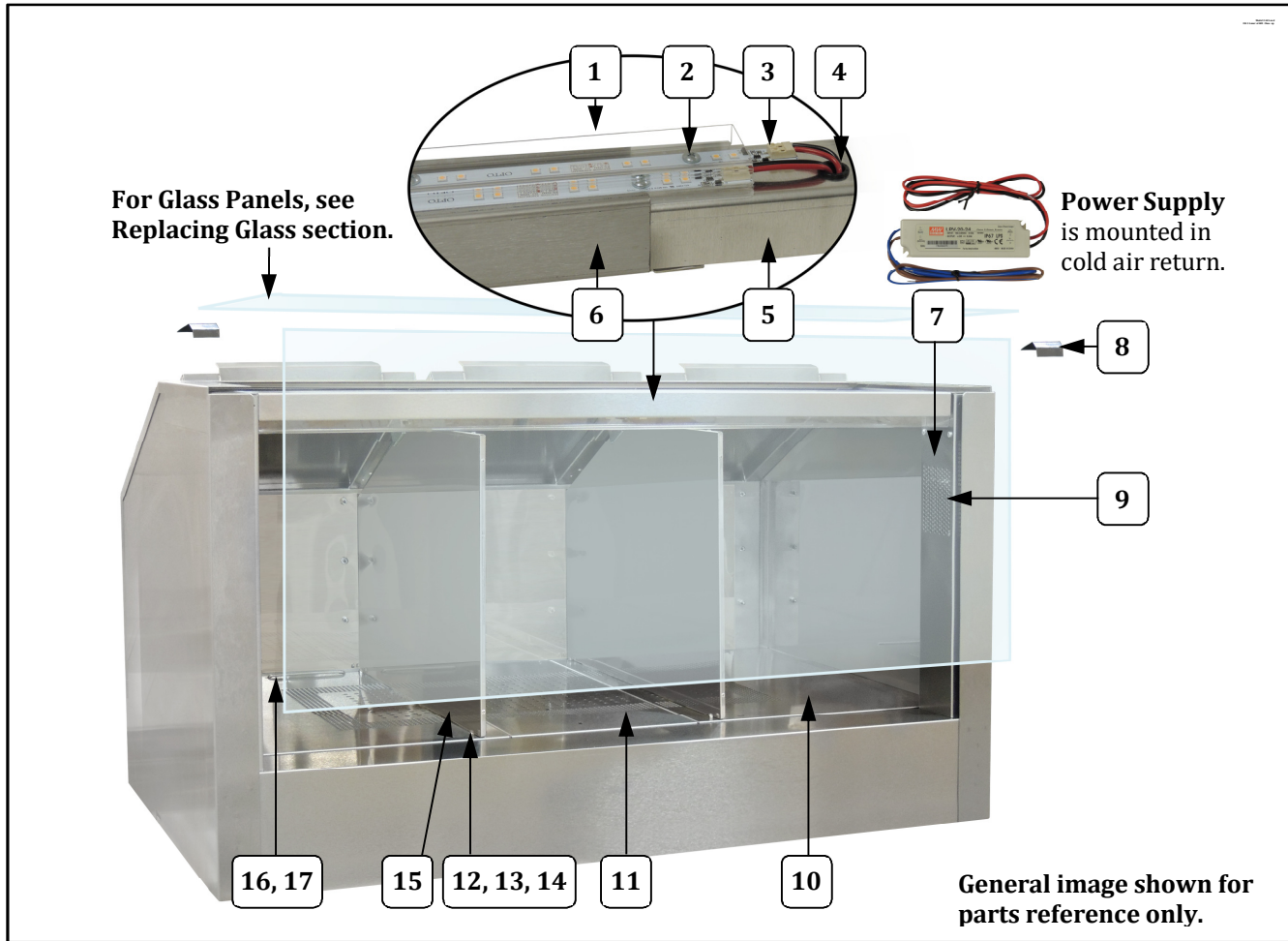
Item	Parts Description	Part Number	
		2445 (48" Unit)	2446 (54" Unit)
1	LIGHT SHIELD (clear cover)	111617	69117
2	SCREW #8-32 X 3/8 PAN HD PH	74141	74141
3	LED STRIP WARM WHITE	55442	55442
4	BUSHING, SNAP .500 IN	47236	47236
5	LED MOUNT PLATE	111616	69116
6	LIGHT ENCLOSURE	111615	69119
7	POWER SUPPLY (2 required)	55394	55350
8	CORNER CLIP	39431	39431
9	COLD AIR RETURN	69120	69120
10	END CORN TRAY (larger corn tray)	111828	111856
11	CENTER CORN TRAY (smaller corn tray)	111829	111857
12	8-32 X 1/4 PHIL PAN M/S	87314	87314
13	#8 INT. TOOTH L/W 410SS	12132	12132
14	8-32 ACORN NUT SS	12385	12385
15	DIVIDER ASSEMBLY	111576	111576
16	PULL HANDLE (not included with corn tray)	39535	39535
17	HEX NUT #10-32 ESLOK	74549	74549

Cabinet Exterior – Front View



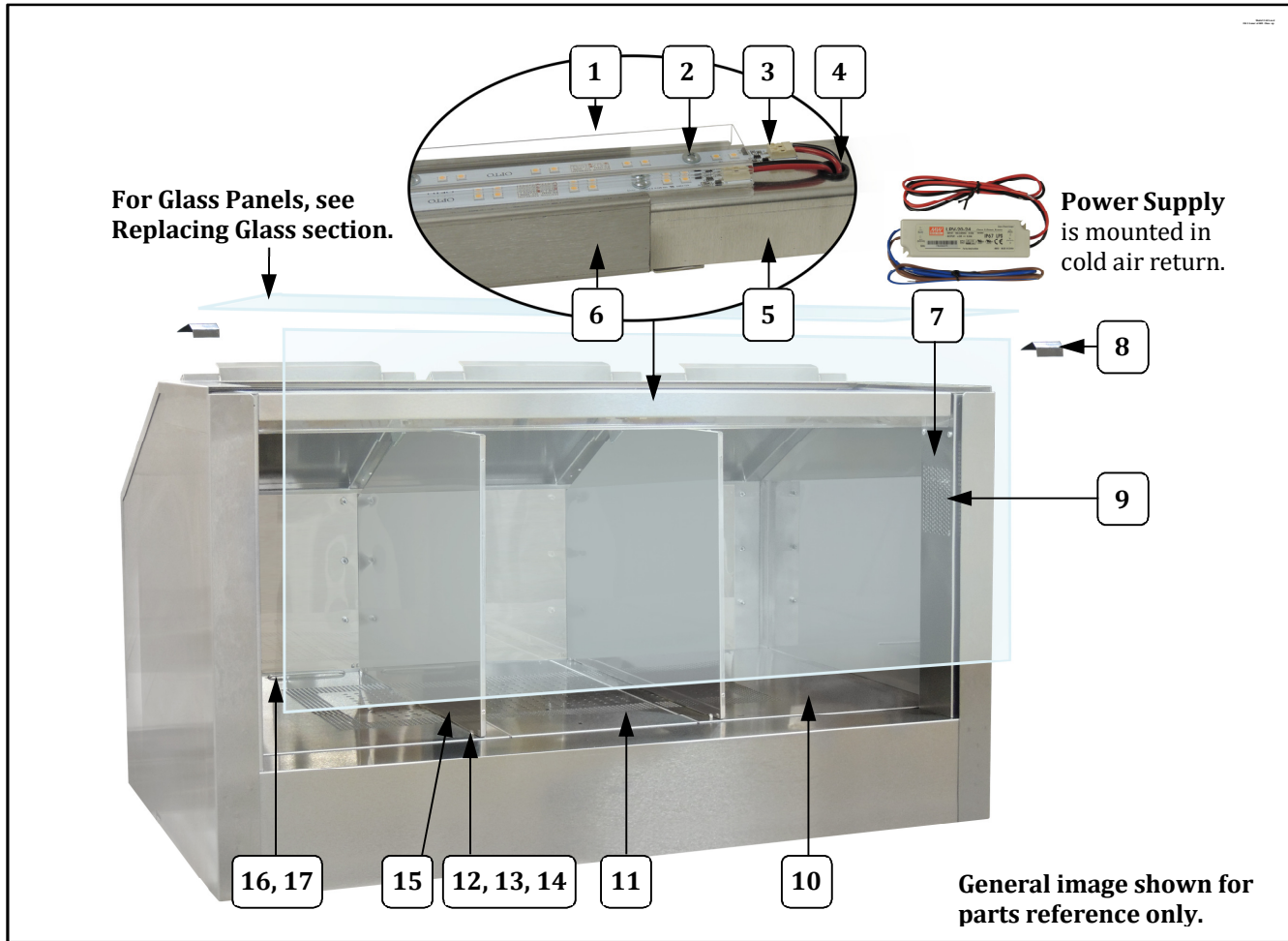
Item	Parts Description	Part Number	
		2445 (48" Unit)	2446 (54" Unit)
1	LIGHT SHIELD (clear cover)	111617	69117
2	SCREW #8-32 X 3/8 PAN HD PH	74141	74141
3	LED STRIP WARM WHITE	55442	55442
4	BUSHING, SNAP .500 IN	47236	47236
5	LED MOUNT PLATE	111616	69116
6	LIGHT ENCLOSURE	111615	69119
7	POWER SUPPLY (2 required)	55394	55350
8	CORNER CLIP	39431	39431
9	COLD AIR RETURN	69120	69120
10	END CORN TRAY (larger corn tray)	111828	111856
11	CENTER CORN TRAY (smaller corn tray)	111829	111857
12	8-32 X 1/4 PHIL PAN M/S	87314	87314
13	#8 INT. TOOTH L/W 410SS	12132	12132
14	8-32 ACORN NUT SS	12385	12385
15	DIVIDER ASSEMBLY	111576	111576
16	PULL HANDLE (not included with corn tray)	39535	39535
17	HEX NUT #10-32 ESLOK	74549	74549

Cabinet Exterior – Front View



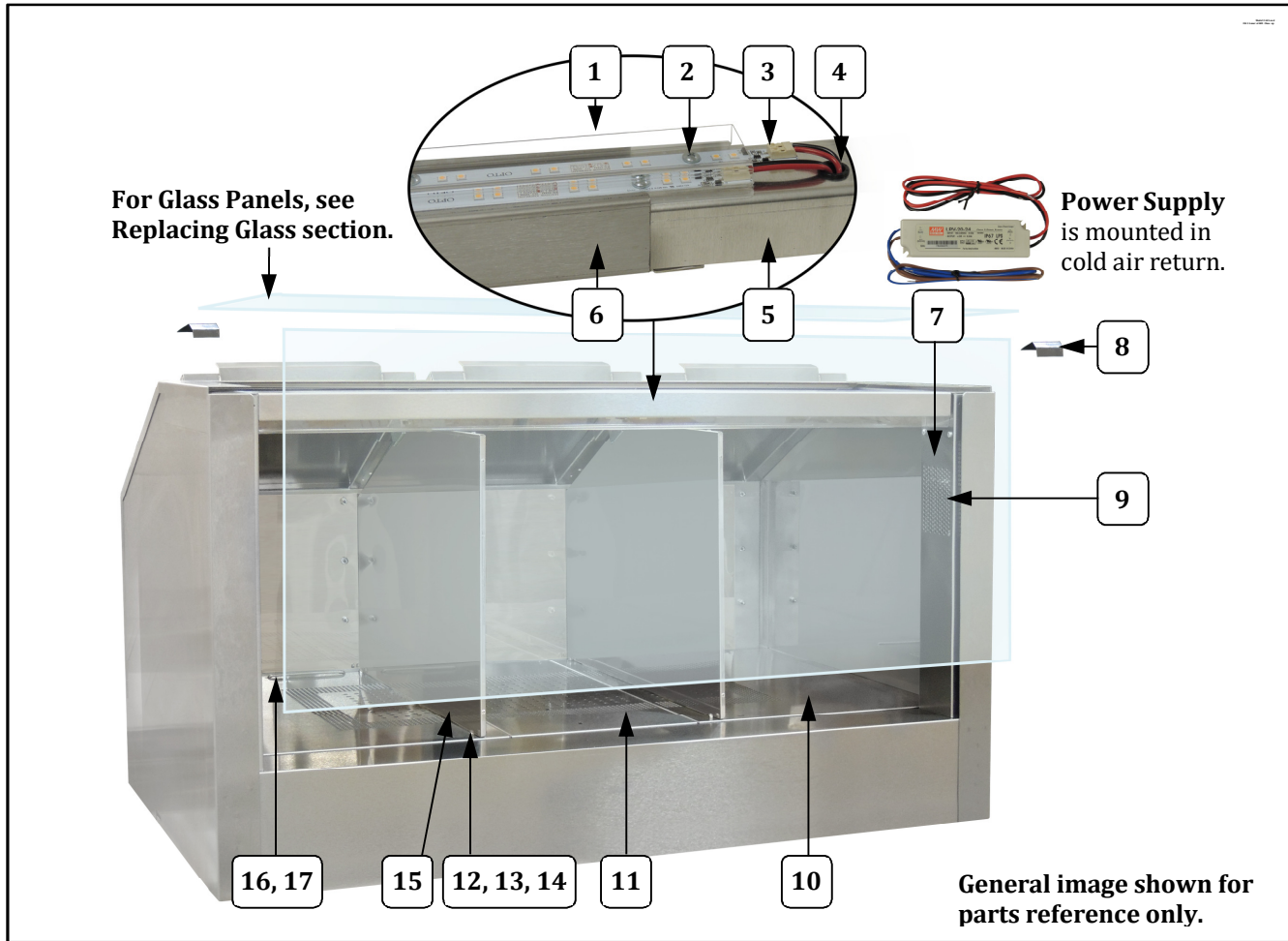
Item	Parts Description	Part Number	
		2445 (48" Unit)	2446 (54" Unit)
1	LIGHT SHIELD (clear cover)	111617	69117
2	SCREW #8-32 X 3/8 PAN HD PH	74141	74141
3	LED STRIP WARM WHITE	55442	55442
4	BUSHING, SNAP .500 IN	47236	47236
5	LED MOUNT PLATE	111616	69116
6	LIGHT ENCLOSURE	111615	69119
7	POWER SUPPLY (2 required)	55394	55350
8	CORNER CLIP	39431	39431
9	COLD AIR RETURN	69120	69120
10	END CORN TRAY (larger corn tray)	111828	111856
11	CENTER CORN TRAY (smaller corn tray)	111829	111857
12	8-32 X 1/4 PHIL PAN M/S	87314	87314
13	#8 INT. TOOTH L/W 410SS	12132	12132
14	8-32 ACORN NUT SS	12385	12385
15	DIVIDER ASSEMBLY	111576	111576
16	PULL HANDLE (not included with corn tray)	39535	39535
17	HEX NUT #10-32 ESLOK	74549	74549

Cabinet Exterior – Front View



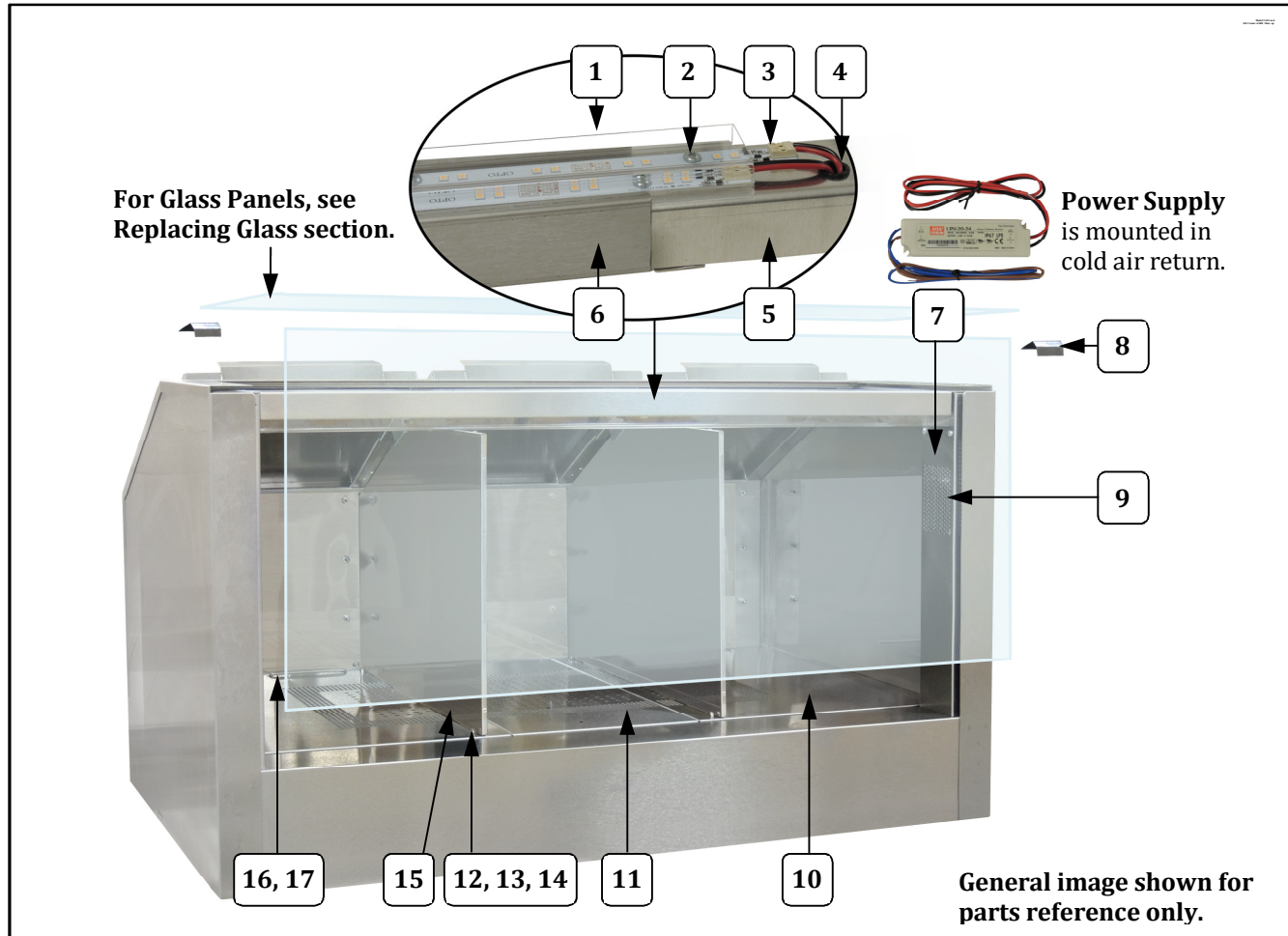
Item	Parts Description	Part Number	
		2445 (48" Unit)	2446 (54" Unit)
1	LIGHT SHIELD (clear cover)	111617	69117
2	SCREW #8-32 X 3/8 PAN HD PH	74141	74141
3	LED STRIP WARM WHITE	55442	55442
4	BUSHING, SNAP .500 IN	47236	47236
5	LED MOUNT PLATE	111616	69116
6	LIGHT ENCLOSURE	111615	69119
7	POWER SUPPLY (2 required)	55394	55350
8	CORNER CLIP	39431	39431
9	COLD AIR RETURN	69120	69120
10	END CORN TRAY (larger corn tray)	111828	111856
11	CENTER CORN TRAY (smaller corn tray)	111829	111857
12	8-32 X 1/4 PHIL PAN M/S	87314	87314
13	#8 INT. TOOTH L/W 410SS	12132	12132
14	8-32 ACORN NUT SS	12385	12385
15	DIVIDER ASSEMBLY	111576	111576
16	PULL HANDLE (not included with corn tray)	39535	39535
17	HEX NUT #10-32 ESLOK	74549	74549

Cabinet Exterior – Front View



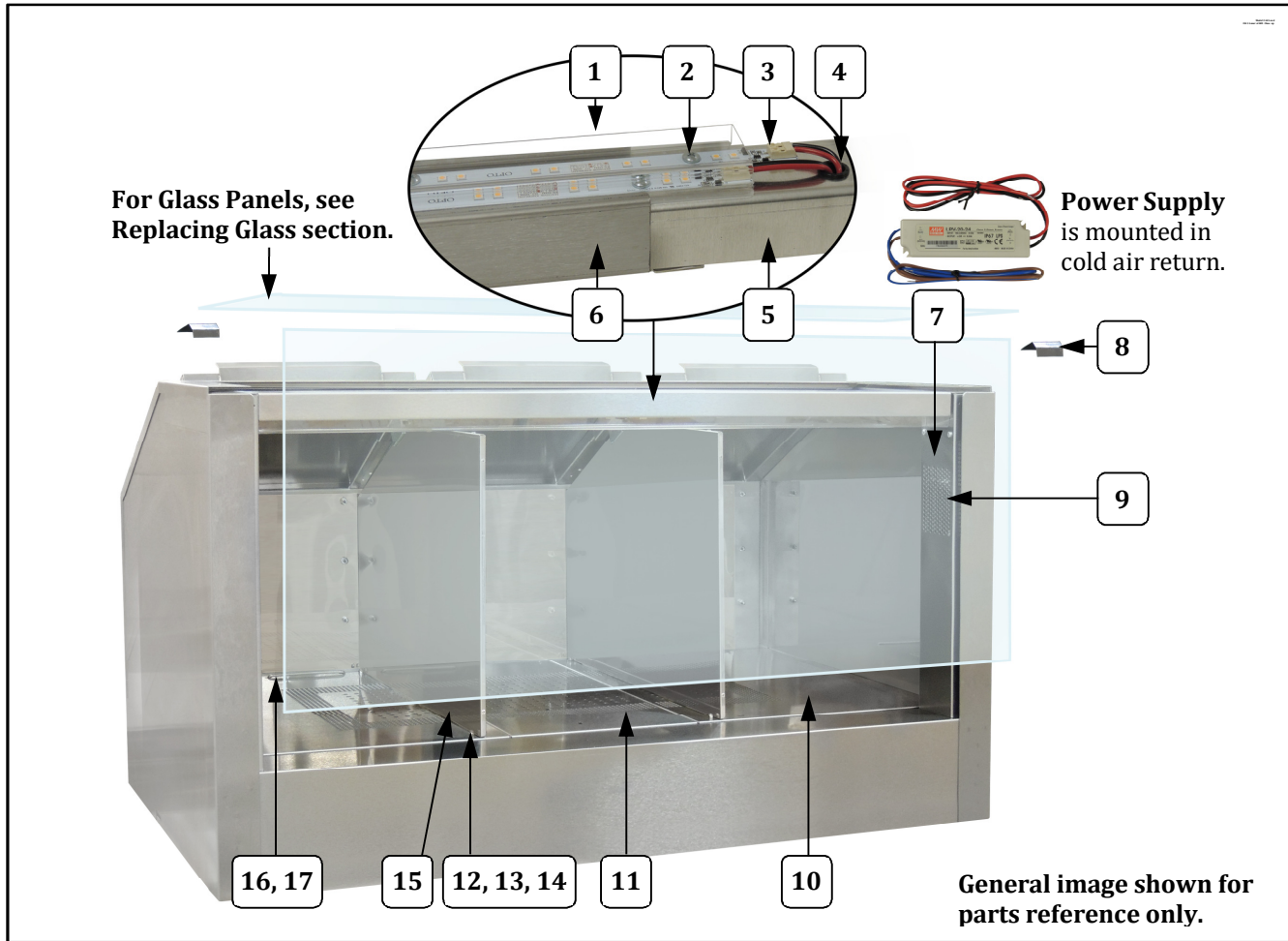
Item	Parts Description	Part Number	
		2445 (48" Unit)	2446 (54" Unit)
1	LIGHT SHIELD (clear cover)	111617	69117
2	SCREW #8-32 X 3/8 PAN HD PH	74141	74141
3	LED STRIP WARM WHITE	55442	55442
4	BUSHING, SNAP .500 IN	47236	47236
5	LED MOUNT PLATE	111616	69116
6	LIGHT ENCLOSURE	111615	69119
7	POWER SUPPLY (2 required)	55394	55350
8	CORNER CLIP	39431	39431
9	COLD AIR RETURN	69120	69120
10	END CORN TRAY (larger corn tray)	111828	111856
11	CENTER CORN TRAY (smaller corn tray)	111829	111857
12	8-32 X 1/4 PHIL PAN M/S	87314	87314
13	#8 INT. TOOTH L/W 410SS	12132	12132
14	8-32 ACORN NUT SS	12385	12385
15	DIVIDER ASSEMBLY	111576	111576
16	PULL HANDLE (not included with corn tray)	39535	39535
17	HEX NUT #10-32 ESLOK	74549	74549

Cabinet Exterior – Front View



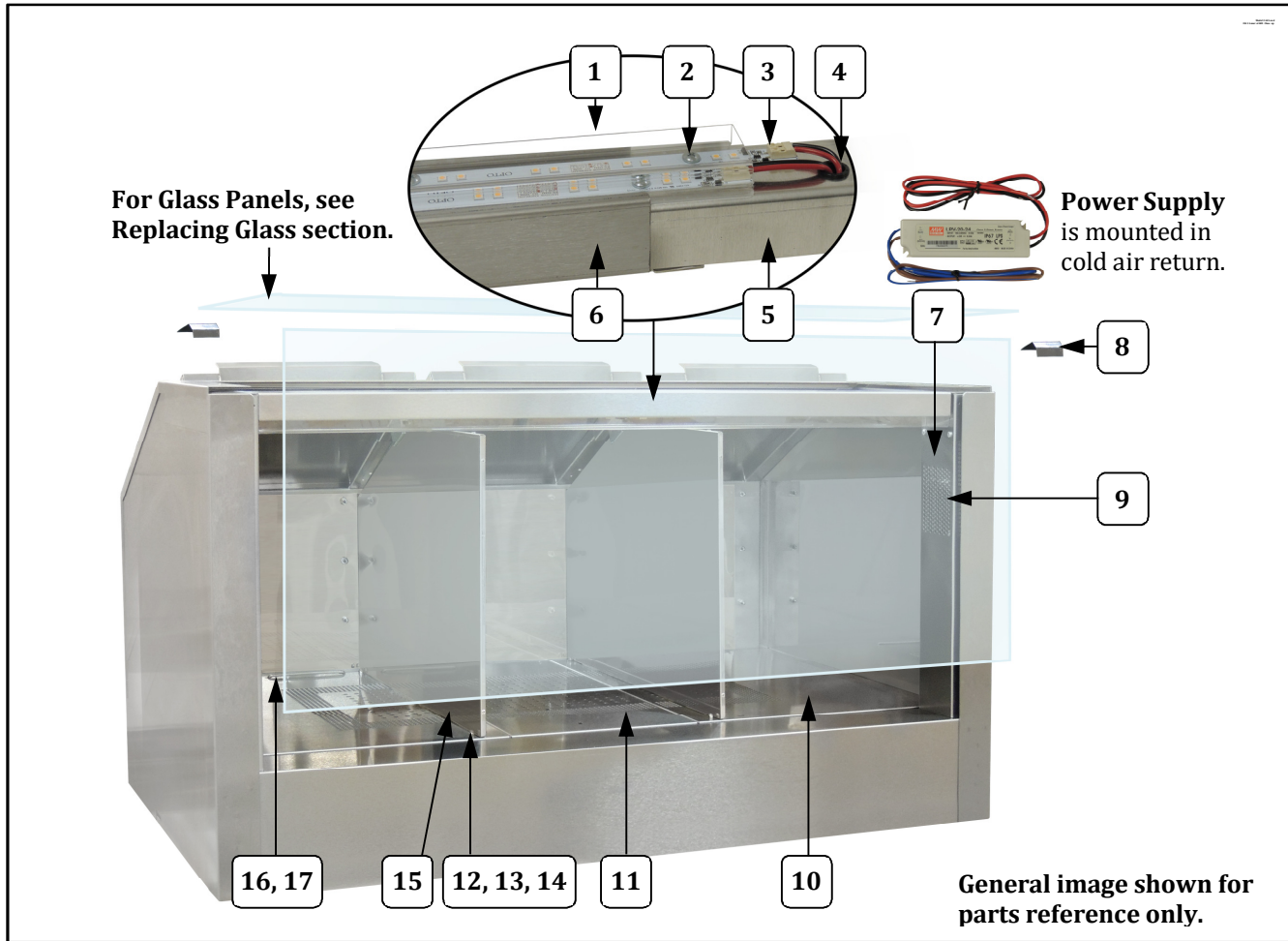
Item	Parts Description	Part Number	
		2445 (48" Unit)	2446 (54" Unit)
1	LIGHT SHIELD (clear cover)	111617	69117
2	SCREW #8-32 X 3/8 PAN HD PH	74141	74141
3	LED STRIP WARM WHITE	55442	55442
4	BUSHING, SNAP .500 IN	47236	47236
5	LED MOUNT PLATE	111616	69116
6	LIGHT ENCLOSURE	111615	69119
7	POWER SUPPLY (2 required)	55394	55350
8	CORNER CLIP	39431	39431
9	COLD AIR RETURN	69120	69120
10	END CORN TRAY (larger corn tray)	111828	111856
11	CENTER CORN TRAY (smaller corn tray)	111829	111857
12	8-32 X 1/4 PHIL PAN M/S	87314	87314
13	#8 INT. TOOTH L/W 410SS	12132	12132
14	8-32 ACORN NUT SS	12385	12385
15	DIVIDER ASSEMBLY	111576	111576
16	PULL HANDLE (not included with corn tray)	39535	39535
17	HEX NUT #10-32 ESLOK	74549	74549

Cabinet Exterior – Front View



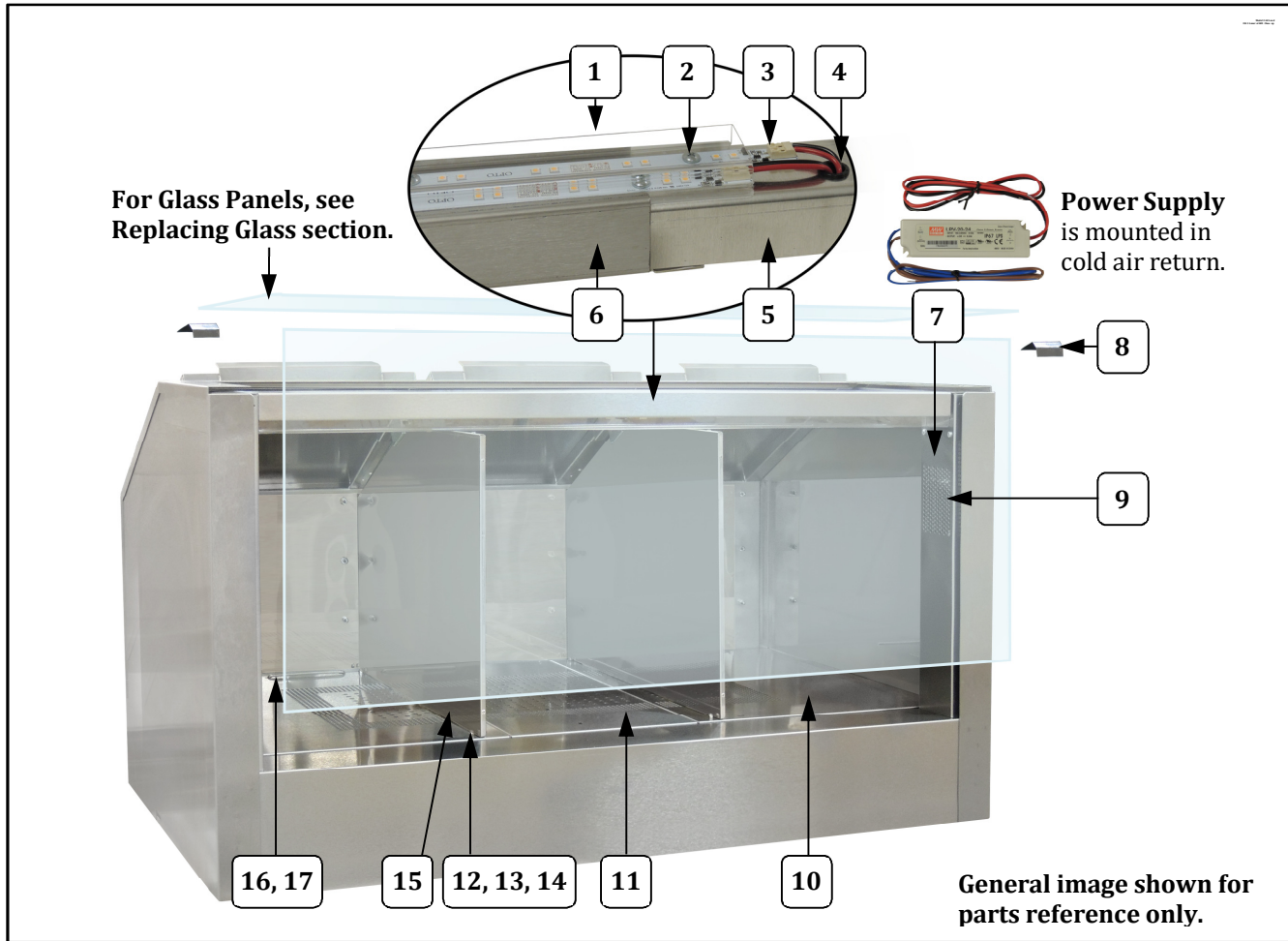
Item	Parts Description	Part Number	
		2445 (48" Unit)	2446 (54" Unit)
1	LIGHT SHIELD (clear cover)	111617	69117
2	SCREW #8-32 X 3/8 PAN HD PH	74141	74141
3	LED STRIP WARM WHITE	55442	55442
4	BUSHING, SNAP .500 IN	47236	47236
5	LED MOUNT PLATE	111616	69116
6	LIGHT ENCLOSURE	111615	69119
7	POWER SUPPLY (2 required)	55394	55350
8	CORNER CLIP	39431	39431
9	COLD AIR RETURN	69120	69120
10	END CORN TRAY (larger corn tray)	111828	111856
11	CENTER CORN TRAY (smaller corn tray)	111829	111857
12	8-32 X 1/4 PHIL PAN M/S	87314	87314
13	#8 INT. TOOTH L/W 410SS	12132	12132
14	8-32 ACORN NUT SS	12385	12385
15	DIVIDER ASSEMBLY	111576	111576
16	PULL HANDLE (not included with corn tray)	39535	39535
17	HEX NUT #10-32 ESLOK	74549	74549

Cabinet Exterior – Front View



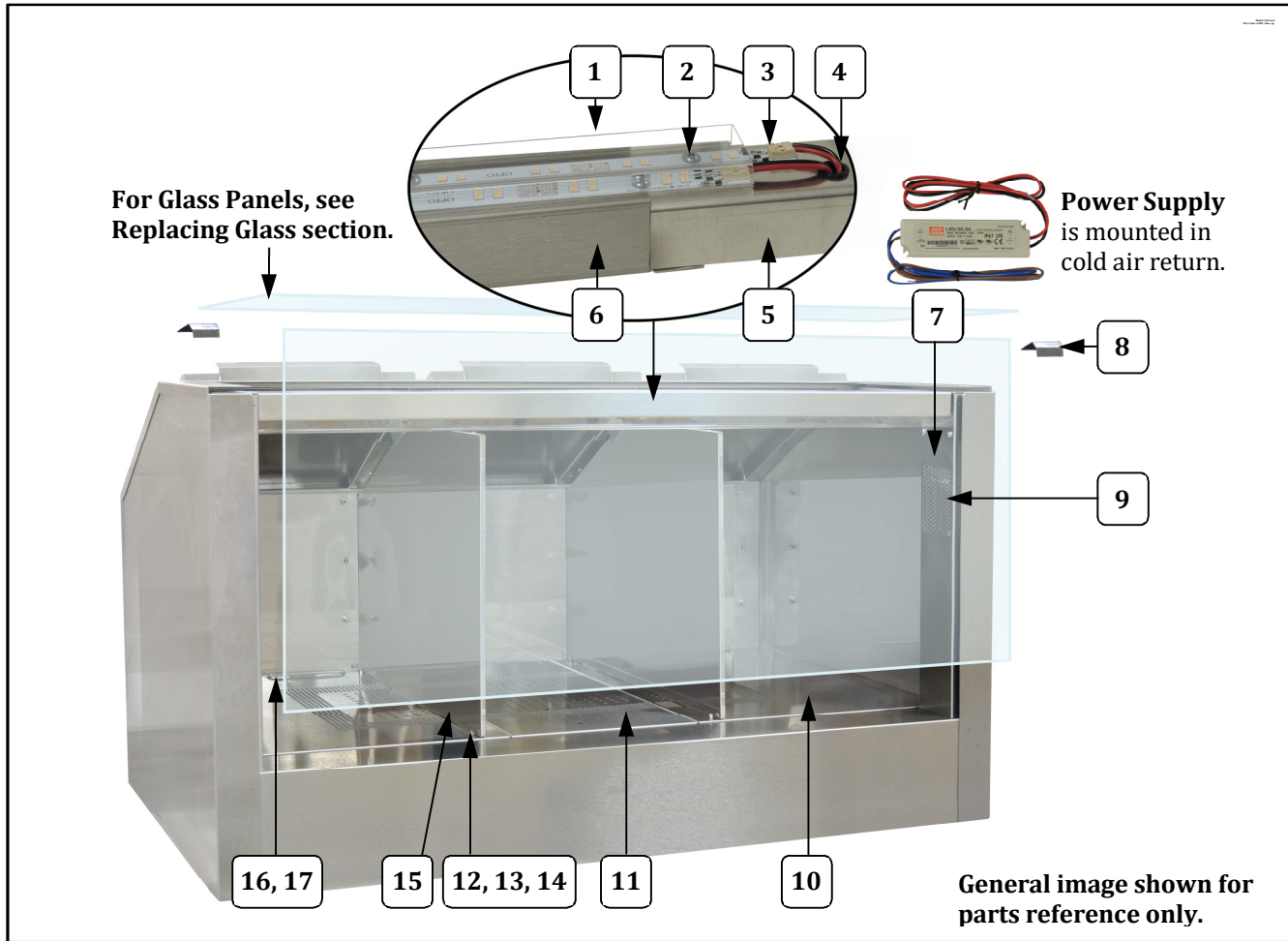
Item	Parts Description	Part Number	
		2445 (48" Unit)	2446 (54" Unit)
1	LIGHT SHIELD (clear cover)	111617	69117
2	SCREW #8-32 X 3/8 PAN HD PH	74141	74141
3	LED STRIP WARM WHITE	55442	55442
4	BUSHING, SNAP .500 IN	47236	47236
5	LED MOUNT PLATE	111616	69116
6	LIGHT ENCLOSURE	111615	69119
7	POWER SUPPLY (2 required)	55394	55350
8	CORNER CLIP	39431	39431
9	COLD AIR RETURN	69120	69120
10	END CORN TRAY (larger corn tray)	111828	111856
11	CENTER CORN TRAY (smaller corn tray)	111829	111857
12	8-32 X 1/4 PHIL PAN M/S	87314	87314
13	#8 INT. TOOTH L/W 410SS	12132	12132
14	8-32 ACORN NUT SS	12385	12385
15	DIVIDER ASSEMBLY	111576	111576
16	PULL HANDLE (not included with corn tray)	39535	39535
17	HEX NUT #10-32 ESLOK	74549	74549

Cabinet Exterior – Front View



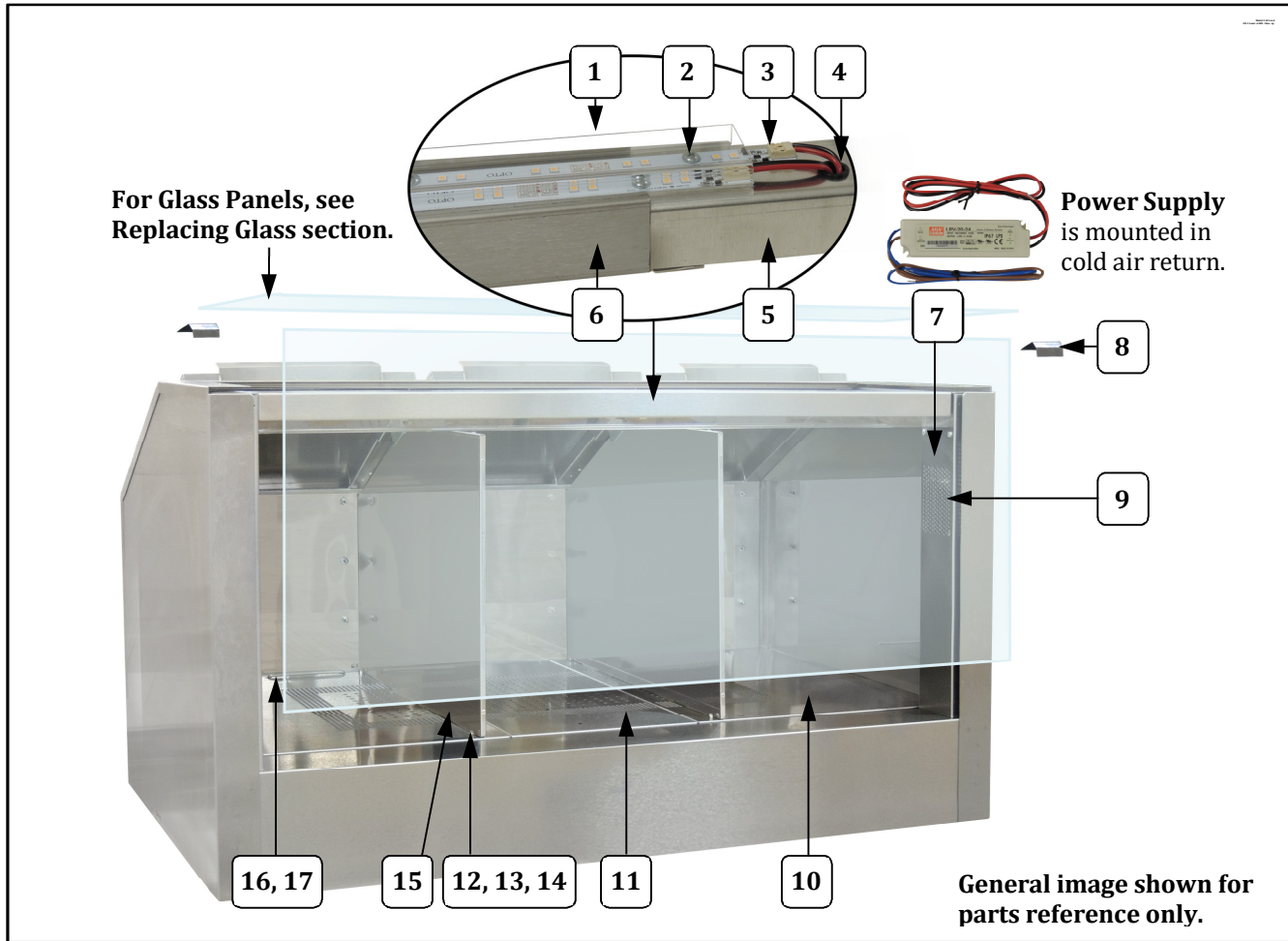
Item	Parts Description	Part Number	
		2445 (48" Unit)	2446 (54" Unit)
1	LIGHT SHIELD (clear cover)	111617	69117
2	SCREW #8-32 X 3/8 PAN HD PH	74141	74141
3	LED STRIP WARM WHITE	55442	55442
4	BUSHING, SNAP .500 IN	47236	47236
5	LED MOUNT PLATE	111616	69116
6	LIGHT ENCLOSURE	111615	69119
7	POWER SUPPLY (2 required)	55394	55350
8	CORNER CLIP	39431	39431
9	COLD AIR RETURN	69120	69120
10	END CORN TRAY (larger corn tray)	111828	111856
11	CENTER CORN TRAY (smaller corn tray)	111829	111857
12	8-32 X 1/4 PHIL PAN M/S	87314	87314
13	#8 INT. TOOTH L/W 410SS	12132	12132
14	8-32 ACORN NUT SS	12385	12385
15	DIVIDER ASSEMBLY	111576	111576
16	PULL HANDLE (not included with corn tray)	39535	39535
17	HEX NUT #10-32 ESLOK	74549	74549

Cabinet Exterior – Front View



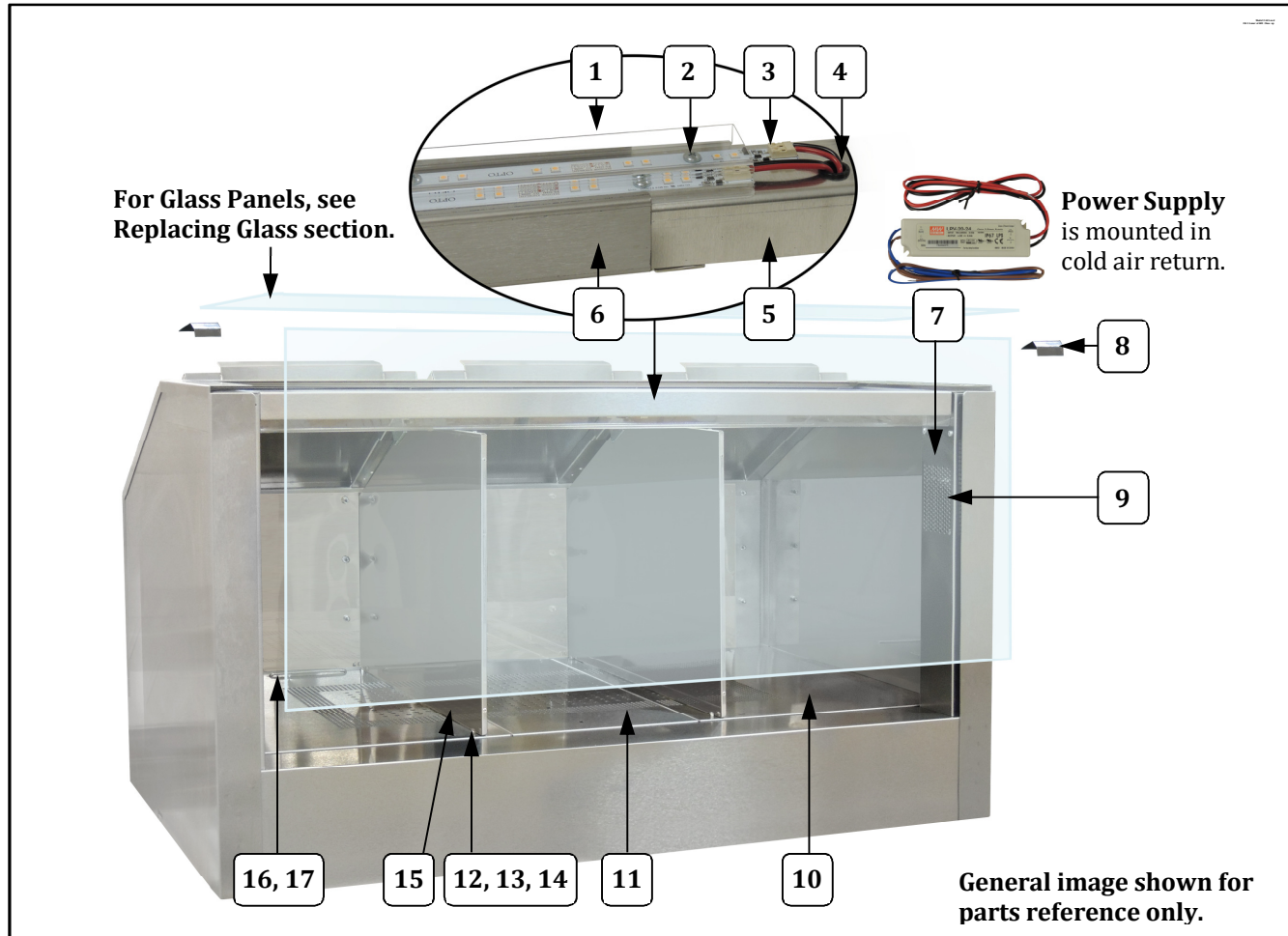
Item	Parts Description	Part Number	
		2445 (48" Unit)	2446 (54" Unit)
1	LIGHT SHIELD (clear cover)	111617	69117
2	SCREW #8-32 X 3/8 PAN HD PH	74141	74141
3	LED STRIP WARM WHITE	55442	55442
4	BUSHING, SNAP .500 IN	47236	47236
5	LED MOUNT PLATE	111616	69116
6	LIGHT ENCLOSURE	111615	69119
7	POWER SUPPLY (2 required)	55394	55350
8	CORNER CLIP	39431	39431
9	COLD AIR RETURN	69120	69120
10	END CORN TRAY (larger corn tray)	111828	111856
11	CENTER CORN TRAY (smaller corn tray)	111829	111857
12	8-32 X 1/4 PHIL PAN M/S	87314	87314
13	#8 INT. TOOTH L/W 410SS	12132	12132
14	8-32 ACORN NUT SS	12385	12385
15	DIVIDER ASSEMBLY	111576	111576
16	PULL HANDLE (not included with corn tray)	39535	39535
17	HEX NUT #10-32 ESLOK	74549	74549

Cabinet Exterior – Front View



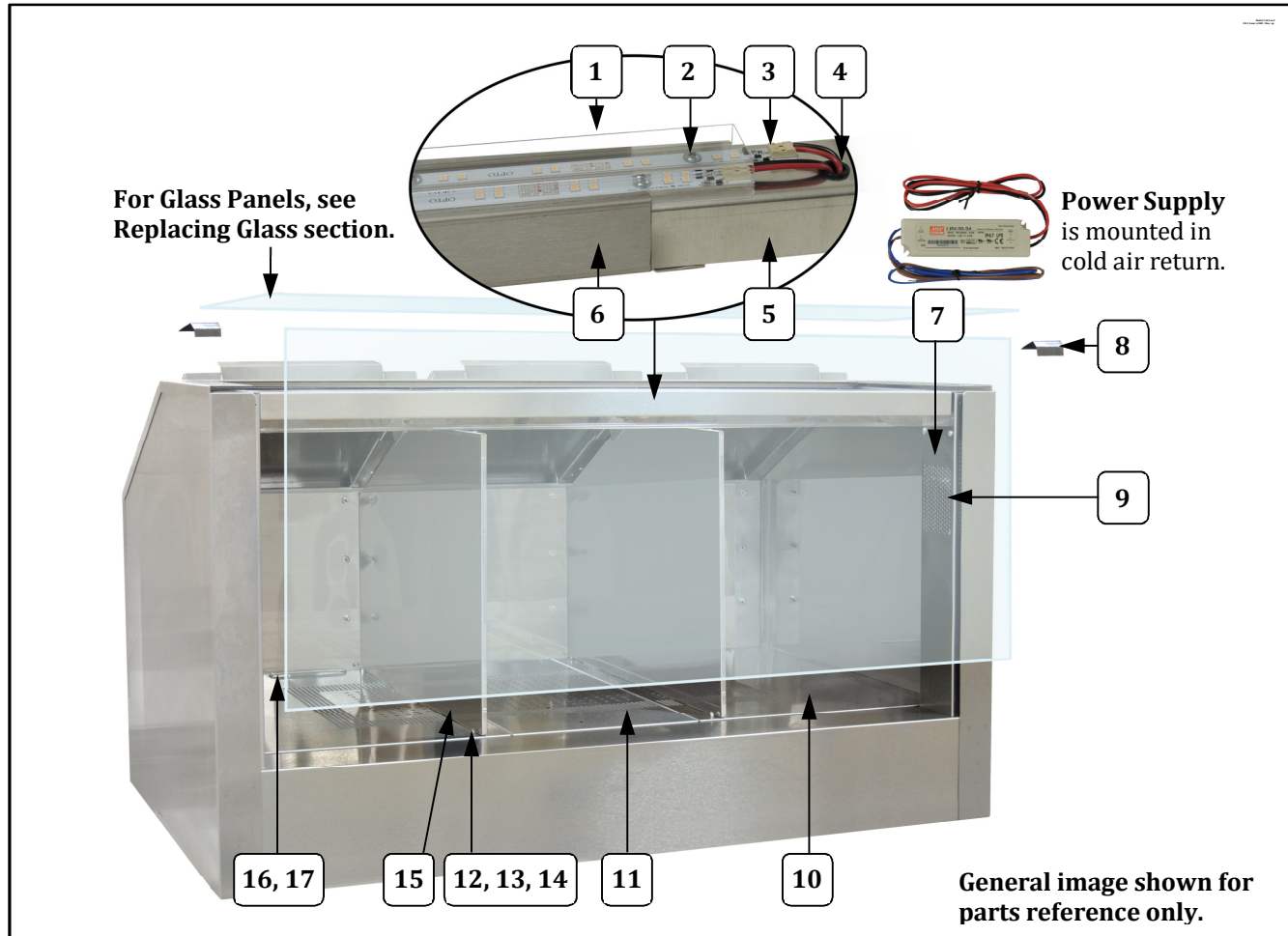
Item	Parts Description	Part Number	
		2445 (48" Unit)	2446 (54" Unit)
1	LIGHT SHIELD (clear cover)	111617	69117
2	SCREW #8-32 X 3/8 PAN HD PH	74141	74141
3	LED STRIP WARM WHITE	55442	55442
4	BUSHING, SNAP .500 IN	47236	47236
5	LED MOUNT PLATE	111616	69116
6	LIGHT ENCLOSURE	111615	69119
7	POWER SUPPLY (2 required)	55394	55350
8	CORNER CLIP	39431	39431
9	COLD AIR RETURN	69120	69120
10	END CORN TRAY (larger corn tray)	111828	111856
11	CENTER CORN TRAY (smaller corn tray)	111829	111857
12	8-32 X 1/4 PHIL PAN M/S	87314	87314
13	#8 INT. TOOTH L/W 410SS	12132	12132
14	8-32 ACORN NUT SS	12385	12385
15	DIVIDER ASSEMBLY	111576	111576
16	PULL HANDLE (not included with corn tray)	39535	39535
17	HEX NUT #10-32 ESLOK	74549	74549

Cabinet Exterior – Front View



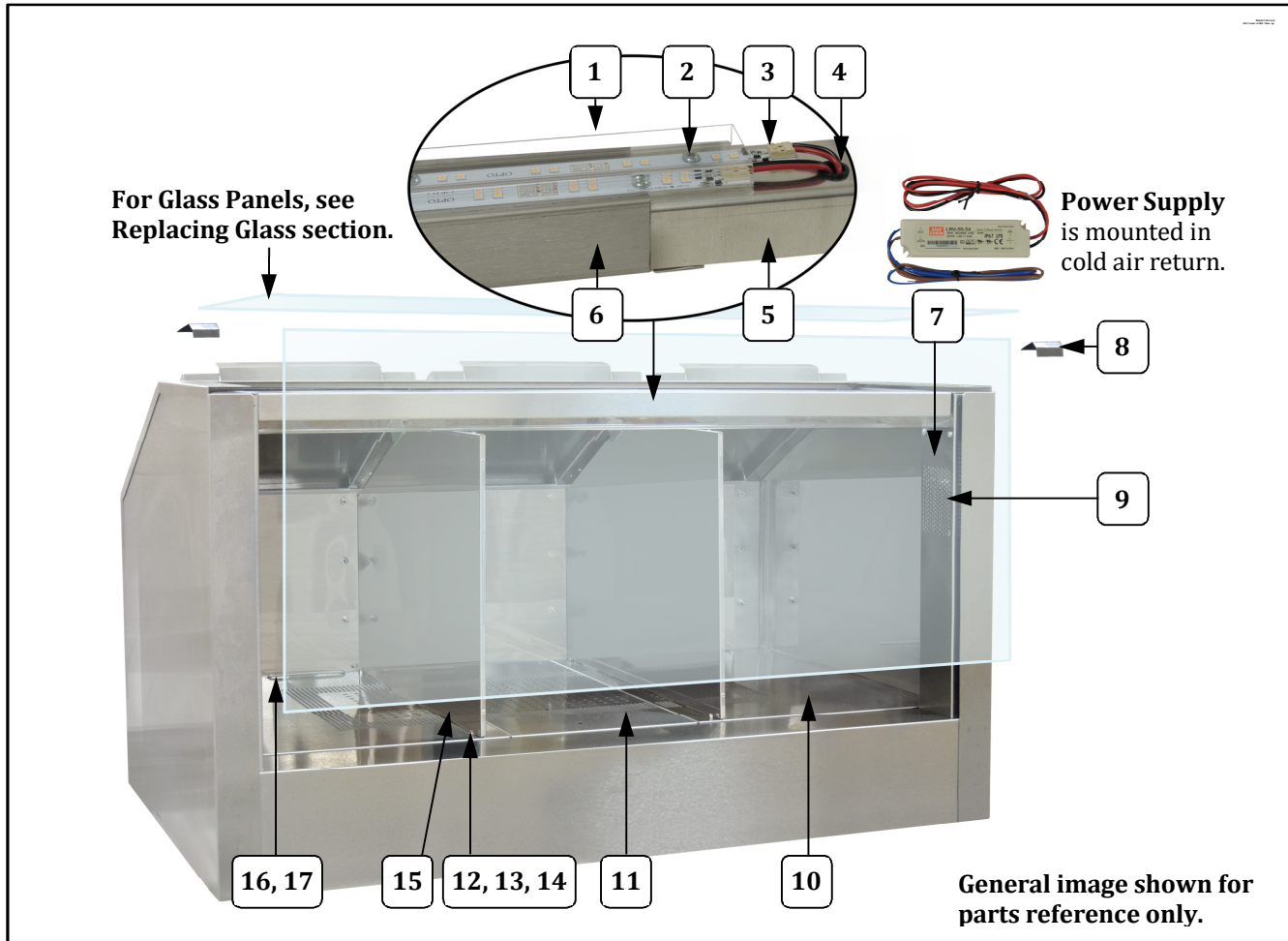
Item	Parts Description	Part Number	
		2445 (48" Unit)	2446 (54" Unit)
1	LIGHT SHIELD (clear cover)	111617	69117
2	SCREW #8-32 X 3/8 PAN HD PH	74141	74141
3	LED STRIP WARM WHITE	55442	55442
4	BUSHING, SNAP .500 IN	47236	47236
5	LED MOUNT PLATE	111616	69116
6	LIGHT ENCLOSURE	111615	69119
7	POWER SUPPLY (2 required)	55394	55350
8	CORNER CLIP	39431	39431
9	COLD AIR RETURN	69120	69120
10	END CORN TRAY (larger corn tray)	111828	111856
11	CENTER CORN TRAY (smaller corn tray)	111829	111857
12	8-32 X 1/4 PHIL PAN M/S	87314	87314
13	#8 INT. TOOTH L/W 410SS	12132	12132
14	8-32 ACORN NUT SS	12385	12385
15	DIVIDER ASSEMBLY	111576	111576
16	PULL HANDLE (not included with corn tray)	39535	39535
17	HEX NUT #10-32 ESLOK	74549	74549

Cabinet Exterior – Front View



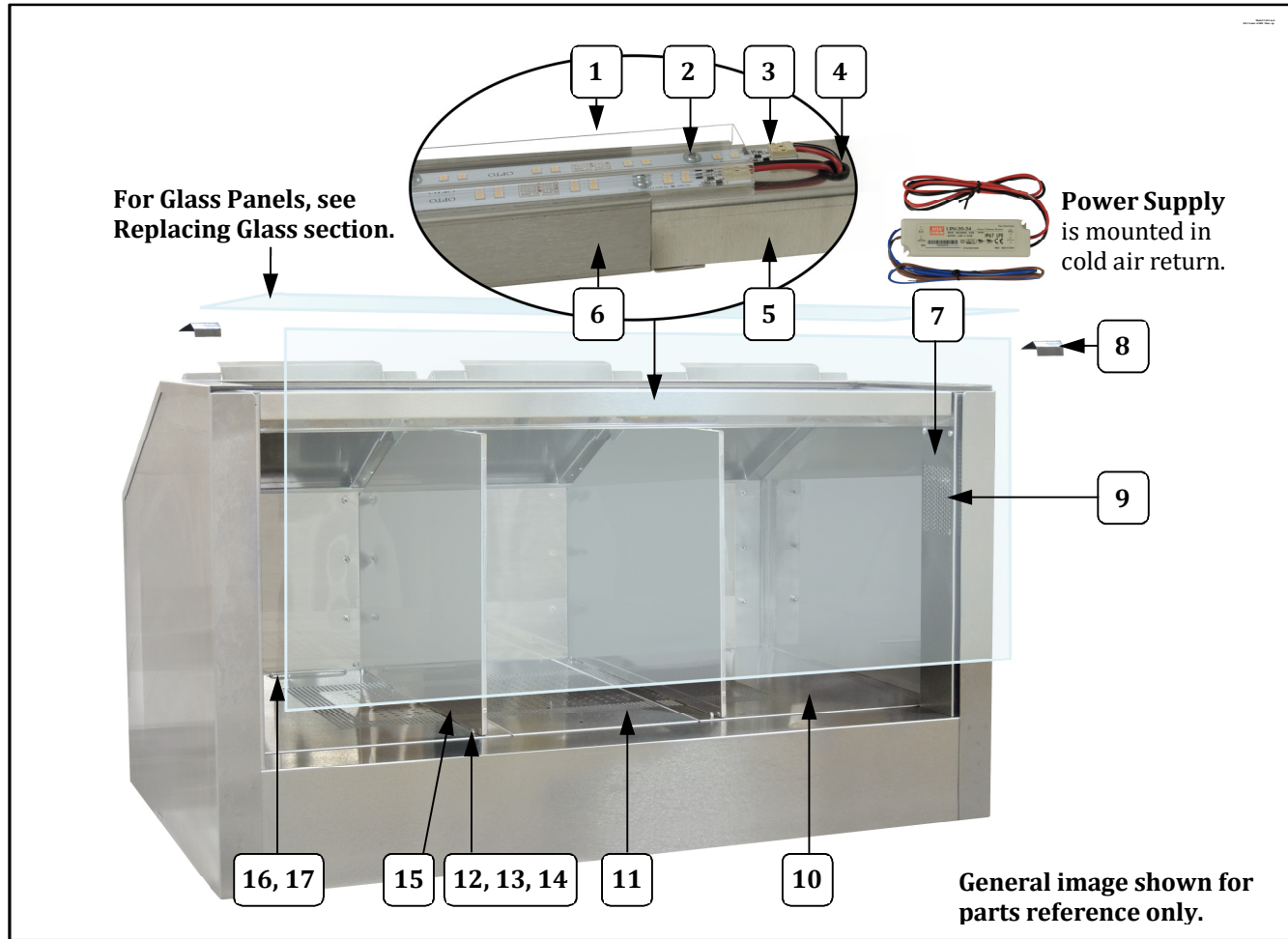
Item	Parts Description	Part Number	
		2445 (48" Unit)	2446 (54" Unit)
1	LIGHT SHIELD (clear cover)	111617	69117
2	SCREW #8-32 X 3/8 PAN HD PH	74141	74141
3	LED STRIP WARM WHITE	55442	55442
4	BUSHING, SNAP .500 IN	47236	47236
5	LED MOUNT PLATE	111616	69116
6	LIGHT ENCLOSURE	111615	69119
7	POWER SUPPLY (2 required)	55394	55350
8	CORNER CLIP	39431	39431
9	COLD AIR RETURN	69120	69120
10	END CORN TRAY (larger corn tray)	111828	111856
11	CENTER CORN TRAY (smaller corn tray)	111829	111857
12	8-32 X 1/4 PHIL PAN M/S	87314	87314
13	#8 INT. TOOTH L/W 410SS	12132	12132
14	8-32 ACORN NUT SS	12385	12385
15	DIVIDER ASSEMBLY	111576	111576
16	PULL HANDLE (not included with corn tray)	39535	39535
17	HEX NUT #10-32 ESLOK	74549	74549

Cabinet Exterior – Front View



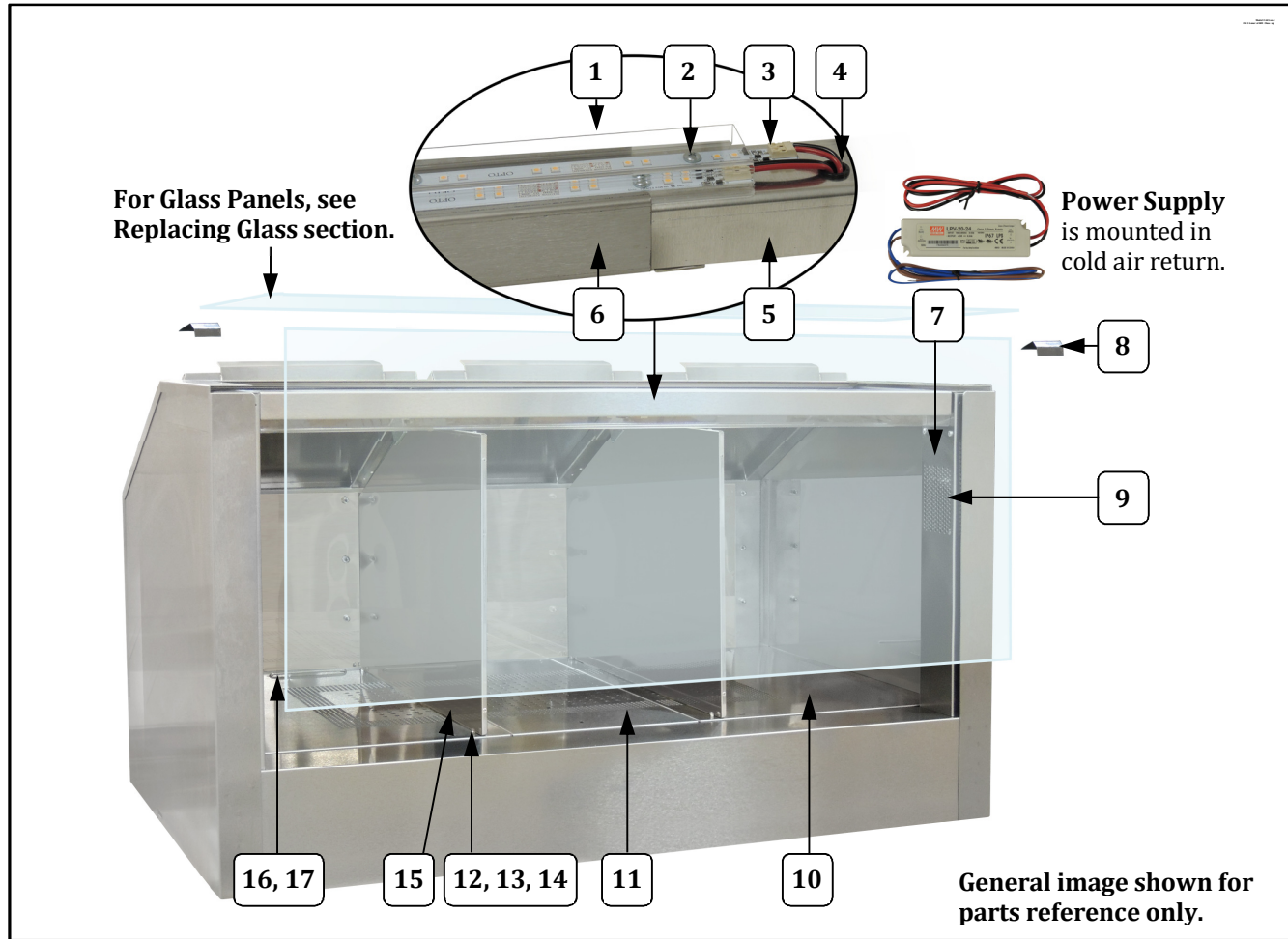
Item	Parts Description	Part Number	
		2445 (48" Unit)	2446 (54" Unit)
1	LIGHT SHIELD (clear cover)	111617	69117
2	SCREW #8-32 X 3/8 PAN HD PH	74141	74141
3	LED STRIP WARM WHITE	55442	55442
4	BUSHING, SNAP .500 IN	47236	47236
5	LED MOUNT PLATE	111616	69116
6	LIGHT ENCLOSURE	111615	69119
7	POWER SUPPLY (2 required)	55394	55350
8	CORNER CLIP	39431	39431
9	COLD AIR RETURN	69120	69120
10	END CORN TRAY (larger corn tray)	111828	111856
11	CENTER CORN TRAY (smaller corn tray)	111829	111857
12	8-32 X 1/4 PHIL PAN M/S	87314	87314
13	#8 INT. TOOTH L/W 410SS	12132	12132
14	8-32 ACORN NUT SS	12385	12385
15	DIVIDER ASSEMBLY	111576	111576
16	PULL HANDLE (not included with corn tray)	39535	39535
17	HEX NUT #10-32 ESLOK	74549	74549

Cabinet Exterior – Front View



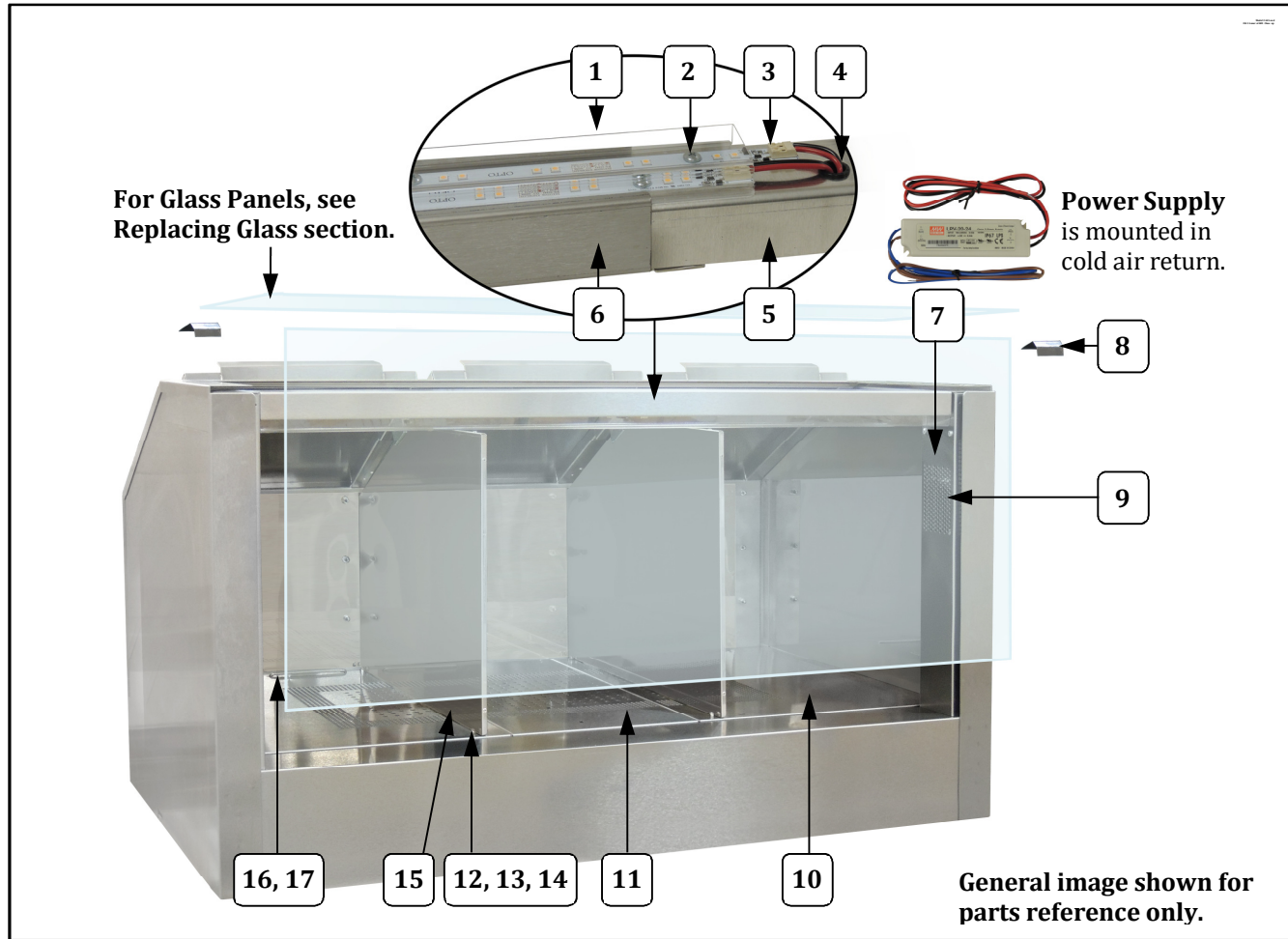
Item	Parts Description	Part Number	
		2445 (48" Unit)	2446 (54" Unit)
1	LIGHT SHIELD (clear cover)	111617	69117
2	SCREW #8-32 X 3/8 PAN HD PH	74141	74141
3	LED STRIP WARM WHITE	55442	55442
4	BUSHING, SNAP .500 IN	47236	47236
5	LED MOUNT PLATE	111616	69116
6	LIGHT ENCLOSURE	111615	69119
7	POWER SUPPLY (2 required)	55394	55350
8	CORNER CLIP	39431	39431
9	COLD AIR RETURN	69120	69120
10	END CORN TRAY (larger corn tray)	111828	111856
11	CENTER CORN TRAY (smaller corn tray)	111829	111857
12	8-32 X 1/4 PHIL PAN M/S	87314	87314
13	#8 INT. TOOTH L/W 410SS	12132	12132
14	8-32 ACORN NUT SS	12385	12385
15	DIVIDER ASSEMBLY	111576	111576
16	PULL HANDLE (not included with corn tray)	39535	39535
17	HEX NUT #10-32 ESLOK	74549	74549

Cabinet Exterior – Front View



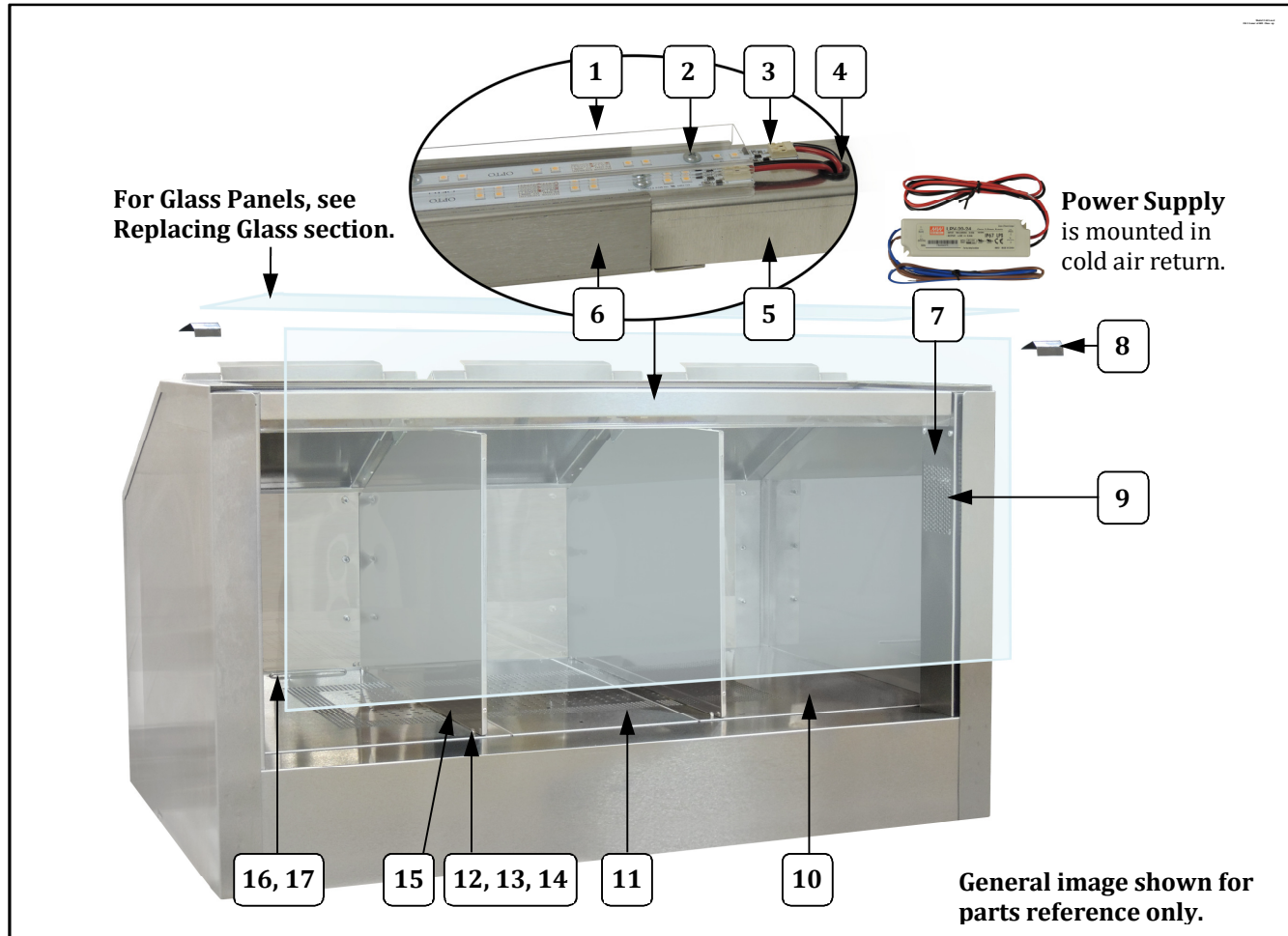
Item	Parts Description	Part Number	
		2445 (48" Unit)	2446 (54" Unit)
1	LIGHT SHIELD (clear cover)	111617	69117
2	SCREW #8-32 X 3/8 PAN HD PH	74141	74141
3	LED STRIP WARM WHITE	55442	55442
4	BUSHING, SNAP .500 IN	47236	47236
5	LED MOUNT PLATE	111616	69116
6	LIGHT ENCLOSURE	111615	69119
7	POWER SUPPLY (2 required)	55394	55350
8	CORNER CLIP	39431	39431
9	COLD AIR RETURN	69120	69120
10	END CORN TRAY (larger corn tray)	111828	111856
11	CENTER CORN TRAY (smaller corn tray)	111829	111857
12	8-32 X 1/4 PHIL PAN M/S	87314	87314
13	#8 INT. TOOTH L/W 410SS	12132	12132
14	8-32 ACORN NUT SS	12385	12385
15	DIVIDER ASSEMBLY	111576	111576
16	PULL HANDLE (not included with corn tray)	39535	39535
17	HEX NUT #10-32 ESLOK	74549	74549

Cabinet Exterior – Front View



Item	Parts Description	Part Number	
		2445 (48" Unit)	2446 (54" Unit)
1	LIGHT SHIELD (clear cover)	111617	69117
2	SCREW #8-32 X 3/8 PAN HD PH	74141	74141
3	LED STRIP WARM WHITE	55442	55442
4	BUSHING, SNAP .500 IN	47236	47236
5	LED MOUNT PLATE	111616	69116
6	LIGHT ENCLOSURE	111615	69119
7	POWER SUPPLY (2 required)	55394	55350
8	CORNER CLIP	39431	39431
9	COLD AIR RETURN	69120	69120
10	END CORN TRAY (larger corn tray)	111828	111856
11	CENTER CORN TRAY (smaller corn tray)	111829	111857
12	8-32 X 1/4 PHIL PAN M/S	87314	87314
13	#8 INT. TOOTH L/W 410SS	12132	12132
14	8-32 ACORN NUT SS	12385	12385
15	DIVIDER ASSEMBLY	111576	111576
16	PULL HANDLE (not included with corn tray)	39535	39535
17	HEX NUT #10-32 ESLOK	74549	74549

Cabinet Exterior – Front View




Item	Parts Description	Part Number	
		2445 (48" Unit)	2446 (54" Unit)
1	LIGHT SHIELD (clear cover)	111617	69117
2	SCREW #8-32 X 3/8 PAN HD PH	74141	74141
3	LED STRIP WARM WHITE	55442	55442
4	BUSHING, SNAP .500 IN	47236	47236
5	LED MOUNT PLATE	111616	69116
6	LIGHT ENCLOSURE	111615	69119
7	POWER SUPPLY (2 required)	55394	55350
8	CORNER CLIP	39431	39431
9	COLD AIR RETURN	69120	69120
10	END CORN TRAY (larger corn tray)	111828	111856
11	CENTER CORN TRAY (smaller corn tray)	111829	111857
12	8-32 X 1/4 PHIL PAN M/S	87314	87314
13	#8 INT. TOOTH L/W 410SS	12132	12132
14	8-32 ACORN NUT SS	12385	12385
15	DIVIDER ASSEMBLY	111576	111576
16	PULL HANDLE (not included with corn tray)	39535	39535
17	HEX NUT #10-32 ESLOK	74549	74549



Cabinet Exterior – Operator View

***CAUTION:** If supply cord is damaged, it must be replaced by Gold Medal Products Co., its service agent, or similarly qualified persons in order to avoid a hazard.



For Labels, see Safety Labels section.


General image shown for parts reference only.

Item	Parts Description	Part Number	
		2445 (48" Unit)	2446 (54" Unit)
1	GLASS RETAINER	111823	111855
2	SCREW #8-32 X 3/8 PAN HD PH	74141	74141
3	'Z' BRACKET	39418	39418
4	WARMER DOOR WELDMENT	17240	69122
5	10-24 X 3/8 SLOT HWH T23	38085	38085
6	ACORN NUT #10-24	46528	46528
7	8-32X1/2 FL HD PH MS	20066	20066
8	ACORN NUT #8-32	47702	47702
9	LEFT SIDE BRACKET	39522	39522
10	LEFT DOOR SLIDE	39524	39524
11	RIGHT DOOR SLIDE	39523	39523
12	RIGHT SLIDE BRACKET	39521	39521
13	DRAWER	17242	69122
14	HEAT CONTROL LABEL	40572	40572
15	KNOB FOR HEAT CONTROL	87430	87430
16	GREEN LIGHTED ROCKER SWITCH	42798	42798
17	.500 BUSHING SNAP	47236	47236
18	STRAIN RELIEF SR-7W-2 (not shown)	67060	67060
19*	LEAD-IN CORD 15 AMP PLUG	87085	87085



Cabinet Exterior – Operator View

***CAUTION:** If supply cord is damaged, it must be replaced by Gold Medal Products Co., its service agent, or similarly qualified persons in order to avoid a hazard.



For Labels, see Safety Labels section.


General image shown for parts reference only.

Item	Parts Description	Part Number	
		2445 (48" Unit)	2446 (54" Unit)
1	GLASS RETAINER	111823	111855
2	SCREW #8-32 X 3/8 PAN HD PH	74141	74141
3	'Z' BRACKET	39418	39418
4	WARMER DOOR WELDMENT	17240	69122
5	10-24 X 3/8 SLOT HWH T23	38085	38085
6	ACORN NUT #10-24	46528	46528
7	8-32X1/2 FL HD PH MS	20066	20066
8	ACORN NUT #8-32	47702	47702
9	LEFT SIDE BRACKET	39522	39522
10	LEFT DOOR SLIDE	39524	39524
11	RIGHT DOOR SLIDE	39523	39523
12	RIGHT SLIDE BRACKET	39521	39521
13	DRAWER	17242	69122
14	HEAT CONTROL LABEL	40572	40572
15	KNOB FOR HEAT CONTROL	87430	87430
16	GREEN LIGHTED ROCKER SWITCH	42798	42798
17	.500 BUSHING SNAP	47236	47236
18	STRAIN RELIEF SR-7W-2 (not shown)	67060	67060
19*	LEAD-IN CORD 15 AMP PLUG	87085	87085



Cabinet Exterior – Operator View

***CAUTION:** If supply cord is damaged, it must be replaced by Gold Medal Products Co., its service agent, or similarly qualified persons in order to avoid a hazard.



For Labels, see Safety Labels section.


General image shown for parts reference only.

Item	Parts Description	Part Number	
		2445 (48" Unit)	2446 (54" Unit)
1	GLASS RETAINER	111823	111855
2	SCREW #8-32 X 3/8 PAN HD PH	74141	74141
3	'Z' BRACKET	39418	39418
4	WARMER DOOR WELDMENT	17240	69122
5	10-24 X 3/8 SLOT HWH T23	38085	38085
6	ACORN NUT #10-24	46528	46528
7	8-32X1/2 FL HD PH MS	20066	20066
8	ACORN NUT #8-32	47702	47702
9	LEFT SIDE BRACKET	39522	39522
10	LEFT DOOR SLIDE	39524	39524
11	RIGHT DOOR SLIDE	39523	39523
12	RIGHT SLIDE BRACKET	39521	39521
13	DRAWER	17242	69122
14	HEAT CONTROL LABEL	40572	40572
15	KNOB FOR HEAT CONTROL	87430	87430
16	GREEN LIGHTED ROCKER SWITCH	42798	42798
17	.500 BUSHING SNAP	47236	47236
18	STRAIN RELIEF SR-7W-2 (not shown)	67060	67060
19*	LEAD-IN CORD 15 AMP PLUG	87085	87085



Cabinet Exterior – Operator View

***CAUTION:** If supply cord is damaged, it must be replaced by Gold Medal Products Co., its service agent, or similarly qualified persons in order to avoid a hazard.




Item	Parts Description	Part Number	
		2445 (48" Unit)	2446 (54" Unit)
1	GLASS RETAINER	111823	111855
2	SCREW #8-32 X 3/8 PAN HD PH	74141	74141
3	'Z' BRACKET	39418	39418
4	WARMER DOOR WELDMENT	17240	69122
5	10-24 X 3/8 SLOT HWH T23	38085	38085
6	ACORN NUT #10-24	46528	46528
7	8-32X1/2 FL HD PH MS	20066	20066
8	ACORN NUT #8-32	47702	47702
9	LEFT SIDE BRACKET	39522	39522
10	LEFT DOOR SLIDE	39524	39524
11	RIGHT DOOR SLIDE	39523	39523
12	RIGHT SLIDE BRACKET	39521	39521
13	DRAWER	17242	69122
14	HEAT CONTROL LABEL	40572	40572
15	KNOB FOR HEAT CONTROL	87430	87430
16	GREEN LIGHTED ROCKER SWITCH	42798	42798
17	.500 BUSHING SNAP	47236	47236
18	STRAIN RELIEF SR-7W-2 (not shown)	67060	67060
19*	LEAD-IN CORD 15 AMP PLUG	87085	87085



Cabinet Exterior – Operator View

***CAUTION:** If supply cord is damaged, it must be replaced by Gold Medal Products Co., its service agent, or similarly qualified persons in order to avoid a hazard.




Item	Parts Description	Part Number	
		2445 (48" Unit)	2446 (54" Unit)
1	GLASS RETAINER	111823	111855
2	SCREW #8-32 X 3/8 PAN HD PH	74141	74141
3	'Z' BRACKET	39418	39418
4	WARMER DOOR WELDMENT	17240	69122
5	10-24 X 3/8 SLOT HWH T23	38085	38085
6	ACORN NUT #10-24	46528	46528
7	8-32X1/2 FL HD PH MS	20066	20066
8	ACORN NUT #8-32	47702	47702
9	LEFT SIDE BRACKET	39522	39522
10	LEFT DOOR SLIDE	39524	39524
11	RIGHT DOOR SLIDE	39523	39523
12	RIGHT SLIDE BRACKET	39521	39521
13	DRAWER	17242	69122
14	HEAT CONTROL LABEL	40572	40572
15	KNOB FOR HEAT CONTROL	87430	87430
16	GREEN LIGHTED ROCKER SWITCH	42798	42798
17	.500 BUSHING SNAP	47236	47236
18	STRAIN RELIEF SR-7W-2 (not shown)	67060	67060
19*	LEAD-IN CORD 15 AMP PLUG	87085	87085



Cabinet Exterior – Operator View

***CAUTION:** If supply cord is damaged, it must be replaced by Gold Medal Products Co., its service agent, or similarly qualified persons in order to avoid a hazard.



For Labels, see Safety Labels section.


General image shown for parts reference only.

Item	Parts Description	Part Number	
		2445 (48" Unit)	2446 (54" Unit)
1	GLASS RETAINER	111823	111855
2	SCREW #8-32 X 3/8 PAN HD PH	74141	74141
3	'Z' BRACKET	39418	39418
4	WARMER DOOR WELDMENT	17240	69122
5	10-24 X 3/8 SLOT HWH T23	38085	38085
6	ACORN NUT #10-24	46528	46528
7	8-32X1/2 FL HD PH MS	20066	20066
8	ACORN NUT #8-32	47702	47702
9	LEFT SIDE BRACKET	39522	39522
10	LEFT DOOR SLIDE	39524	39524
11	RIGHT DOOR SLIDE	39523	39523
12	RIGHT SLIDE BRACKET	39521	39521
13	DRAWER	17242	69122
14	HEAT CONTROL LABEL	40572	40572
15	KNOB FOR HEAT CONTROL	87430	87430
16	GREEN LIGHTED ROCKER SWITCH	42798	42798
17	.500 BUSHING SNAP	47236	47236
18	STRAIN RELIEF SR-7W-2 (not shown)	67060	67060
19*	LEAD-IN CORD 15 AMP PLUG	87085	87085



Cabinet Exterior – Operator View

***CAUTION:** If supply cord is damaged, it must be replaced by Gold Medal Products Co., its service agent, or similarly qualified persons in order to avoid a hazard.



For Labels, see Safety Labels section.


General image shown for parts reference only.

Item	Parts Description	Part Number	
		2445 (48" Unit)	2446 (54" Unit)
1	GLASS RETAINER	111823	111855
2	SCREW #8-32 X 3/8 PAN HD PH	74141	74141
3	'Z' BRACKET	39418	39418
4	WARMER DOOR WELDMENT	17240	69122
5	10-24 X 3/8 SLOT HWH T23	38085	38085
6	ACORN NUT #10-24	46528	46528
7	8-32X1/2 FL HD PH MS	20066	20066
8	ACORN NUT #8-32	47702	47702
9	LEFT SIDE BRACKET	39522	39522
10	LEFT DOOR SLIDE	39524	39524
11	RIGHT DOOR SLIDE	39523	39523
12	RIGHT SLIDE BRACKET	39521	39521
13	DRAWER	17242	69122
14	HEAT CONTROL LABEL	40572	40572
15	KNOB FOR HEAT CONTROL	87430	87430
16	GREEN LIGHTED ROCKER SWITCH	42798	42798
17	.500 BUSHING SNAP	47236	47236
18	STRAIN RELIEF SR-7W-2 (not shown)	67060	67060
19*	LEAD-IN CORD 15 AMP PLUG	87085	87085



Cabinet Exterior – Operator View

***CAUTION:** If supply cord is damaged, it must be replaced by Gold Medal Products Co., its service agent, or similarly qualified persons in order to avoid a hazard.



For Labels, see Safety Labels section.


General image shown for parts reference only.

Item	Parts Description	Part Number	
		2445 (48" Unit)	2446 (54" Unit)
1	GLASS RETAINER	111823	111855
2	SCREW #8-32 X 3/8 PAN HD PH	74141	74141
3	'Z' BRACKET	39418	39418
4	WARMER DOOR WELDMENT	17240	69122
5	10-24 X 3/8 SLOT HWH T23	38085	38085
6	ACORN NUT #10-24	46528	46528
7	8-32X1/2 FL HD PH MS	20066	20066
8	ACORN NUT #8-32	47702	47702
9	LEFT SIDE BRACKET	39522	39522
10	LEFT DOOR SLIDE	39524	39524
11	RIGHT DOOR SLIDE	39523	39523
12	RIGHT SLIDE BRACKET	39521	39521
13	DRAWER	17242	69122
14	HEAT CONTROL LABEL	40572	40572
15	KNOB FOR HEAT CONTROL	87430	87430
16	GREEN LIGHTED ROCKER SWITCH	42798	42798
17	.500 BUSHING SNAP	47236	47236
18	STRAIN RELIEF SR-7W-2 (not shown)	67060	67060
19*	LEAD-IN CORD 15 AMP PLUG	87085	87085



Cabinet Exterior – Operator View

***CAUTION:** If supply cord is damaged, it must be replaced by Gold Medal Products Co., its service agent, or similarly qualified persons in order to avoid a hazard.




Item	Parts Description	Part Number	
		2445 (48" Unit)	2446 (54" Unit)
1	GLASS RETAINER	111823	111855
2	SCREW #8-32 X 3/8 PAN HD PH	74141	74141
3	'Z' BRACKET	39418	39418
4	WARMER DOOR WELDMENT	17240	69122
5	10-24 X 3/8 SLOT HWH T23	38085	38085
6	ACORN NUT #10-24	46528	46528
7	8-32X1/2 FL HD PH MS	20066	20066
8	ACORN NUT #8-32	47702	47702
9	LEFT SIDE BRACKET	39522	39522
10	LEFT DOOR SLIDE	39524	39524
11	RIGHT DOOR SLIDE	39523	39523
12	RIGHT SLIDE BRACKET	39521	39521
13	DRAWER	17242	69122
14	HEAT CONTROL LABEL	40572	40572
15	KNOB FOR HEAT CONTROL	87430	87430
16	GREEN LIGHTED ROCKER SWITCH	42798	42798
17	.500 BUSHING SNAP	47236	47236
18	STRAIN RELIEF SR-7W-2 (not shown)	67060	67060
19*	LEAD-IN CORD 15 AMP PLUG	87085	87085



Cabinet Exterior – Operator View

***CAUTION:** If supply cord is damaged, it must be replaced by Gold Medal Products Co., its service agent, or similarly qualified persons in order to avoid a hazard.



For Labels, see Safety Labels section.

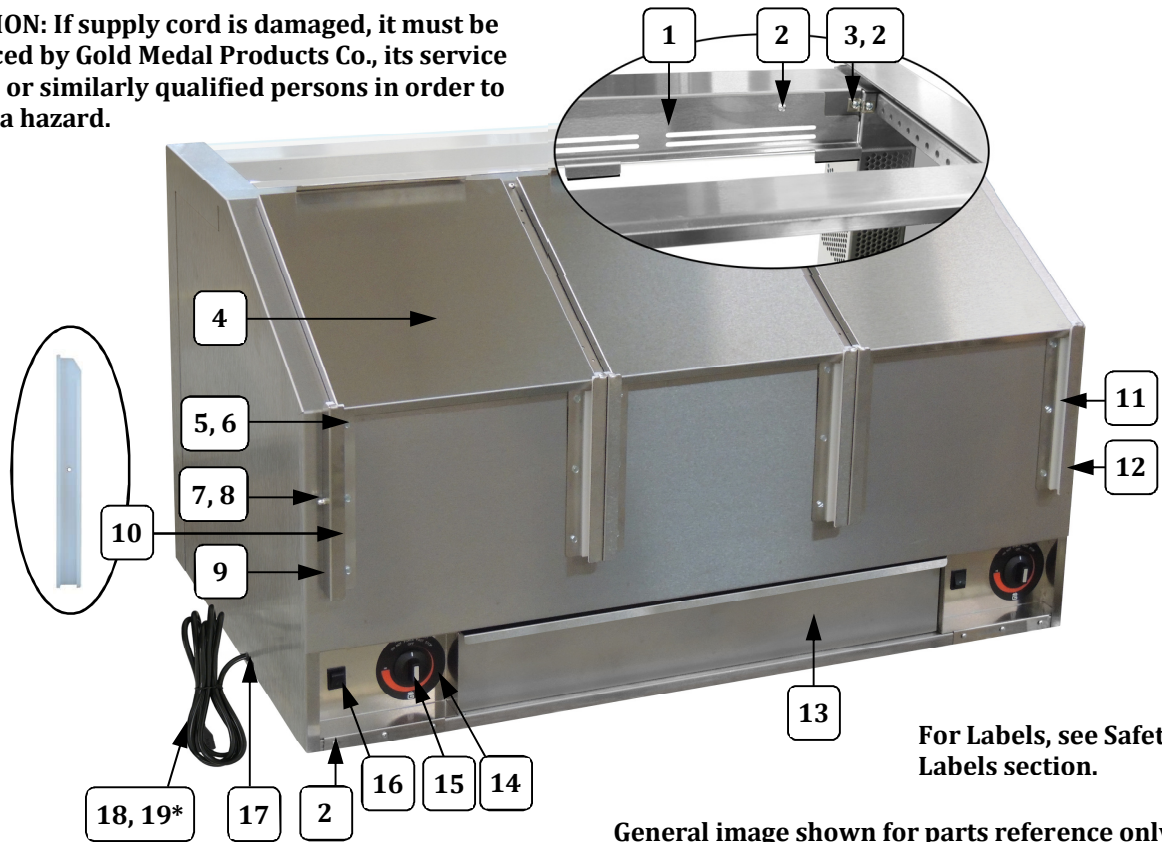
General image shown for parts reference only.

Item	Parts Description	Part Number	
		2445 (48" Unit)	2446 (54" Unit)
1	GLASS RETAINER	111823	111855
2	SCREW #8-32 X 3/8 PAN HD PH	74141	74141
3	'Z' BRACKET	39418	39418
4	WARMER DOOR WELDMENT	17240	69122
5	10-24 X 3/8 SLOT HWH T23	38085	38085
6	ACORN NUT #10-24	46528	46528
7	8-32X1/2 FL HD PH MS	20066	20066
8	ACORN NUT #8-32	47702	47702
9	LEFT SIDE BRACKET	39522	39522
10	LEFT DOOR SLIDE	39524	39524
11	RIGHT DOOR SLIDE	39523	39523
12	RIGHT SLIDE BRACKET	39521	39521
13	DRAWER	17242	69122
14	HEAT CONTROL LABEL	40572	40572
15	KNOB FOR HEAT CONTROL	87430	87430
16	GREEN LIGHTED ROCKER SWITCH	42798	42798
17	.500 BUSHING SNAP	47236	47236
18	STRAIN RELIEF SR-7W-2 (not shown)	67060	67060
19*	LEAD-IN CORD 15 AMP PLUG	87085	87085



Cabinet Exterior – Operator View

***CAUTION:** If supply cord is damaged, it must be replaced by Gold Medal Products Co., its service agent, or similarly qualified persons in order to avoid a hazard.




General image shown for parts reference only.

Item	Parts Description	Part Number	
		2445 (48" Unit)	2446 (54" Unit)
1	GLASS RETAINER	111823	111855
2	SCREW #8-32 X 3/8 PAN HD PH	74141	74141
3	'Z' BRACKET	39418	39418
4	WARMER DOOR WELDMENT	17240	69122
5	10-24 X 3/8 SLOT HWH T23	38085	38085
6	ACORN NUT #10-24	46528	46528
7	8-32X1/2 FL HD PH MS	20066	20066
8	ACORN NUT #8-32	47702	47702
9	LEFT SIDE BRACKET	39522	39522
10	LEFT DOOR SLIDE	39524	39524
11	RIGHT DOOR SLIDE	39523	39523
12	RIGHT SLIDE BRACKET	39521	39521
13	DRAWER	17242	69122
14	HEAT CONTROL LABEL	40572	40572
15	KNOB FOR HEAT CONTROL	87430	87430
16	GREEN LIGHTED ROCKER SWITCH	42798	42798
17	.500 BUSHING SNAP	47236	47236
18	STRAIN RELIEF SR-7W-2 (not shown)	67060	67060
19*	LEAD-IN CORD 15 AMP PLUG	87085	87085



Cabinet Exterior – Operator View

***CAUTION:** If supply cord is damaged, it must be replaced by Gold Medal Products Co., its service agent, or similarly qualified persons in order to avoid a hazard.




Item	Parts Description	Part Number	
		2445 (48" Unit)	2446 (54" Unit)
1	GLASS RETAINER	111823	111855
2	SCREW #8-32 X 3/8 PAN HD PH	74141	74141
3	'Z' BRACKET	39418	39418
4	WARMER DOOR WELDMENT	17240	69122
5	10-24 X 3/8 SLOT HWH T23	38085	38085
6	ACORN NUT #10-24	46528	46528
7	8-32X1/2 FL HD PH MS	20066	20066
8	ACORN NUT #8-32	47702	47702
9	LEFT SIDE BRACKET	39522	39522
10	LEFT DOOR SLIDE	39524	39524
11	RIGHT DOOR SLIDE	39523	39523
12	RIGHT SLIDE BRACKET	39521	39521
13	DRAWER	17242	69122
14	HEAT CONTROL LABEL	40572	40572
15	KNOB FOR HEAT CONTROL	87430	87430
16	GREEN LIGHTED ROCKER SWITCH	42798	42798
17	.500 BUSHING SNAP	47236	47236
18	STRAIN RELIEF SR-7W-2 (not shown)	67060	67060
19*	LEAD-IN CORD 15 AMP PLUG	87085	87085



Cabinet Exterior – Operator View

***CAUTION:** If supply cord is damaged, it must be replaced by Gold Medal Products Co., its service agent, or similarly qualified persons in order to avoid a hazard.



For Labels, see Safety Labels section.


General image shown for parts reference only.

Item	Parts Description	Part Number	
		2445 (48" Unit)	2446 (54" Unit)
1	GLASS RETAINER	111823	111855
2	SCREW #8-32 X 3/8 PAN HD PH	74141	74141
3	'Z' BRACKET	39418	39418
4	WARMER DOOR WELDMENT	17240	69122
5	10-24 X 3/8 SLOT HWH T23	38085	38085
6	ACORN NUT #10-24	46528	46528
7	8-32X1/2 FL HD PH MS	20066	20066
8	ACORN NUT #8-32	47702	47702
9	LEFT SIDE BRACKET	39522	39522
10	LEFT DOOR SLIDE	39524	39524
11	RIGHT DOOR SLIDE	39523	39523
12	RIGHT SLIDE BRACKET	39521	39521
13	DRAWER	17242	69122
14	HEAT CONTROL LABEL	40572	40572
15	KNOB FOR HEAT CONTROL	87430	87430
16	GREEN LIGHTED ROCKER SWITCH	42798	42798
17	.500 BUSHING SNAP	47236	47236
18	STRAIN RELIEF SR-7W-2 (not shown)	67060	67060
19*	LEAD-IN CORD 15 AMP PLUG	87085	87085



Cabinet Exterior – Operator View

***CAUTION:** If supply cord is damaged, it must be replaced by Gold Medal Products Co., its service agent, or similarly qualified persons in order to avoid a hazard.

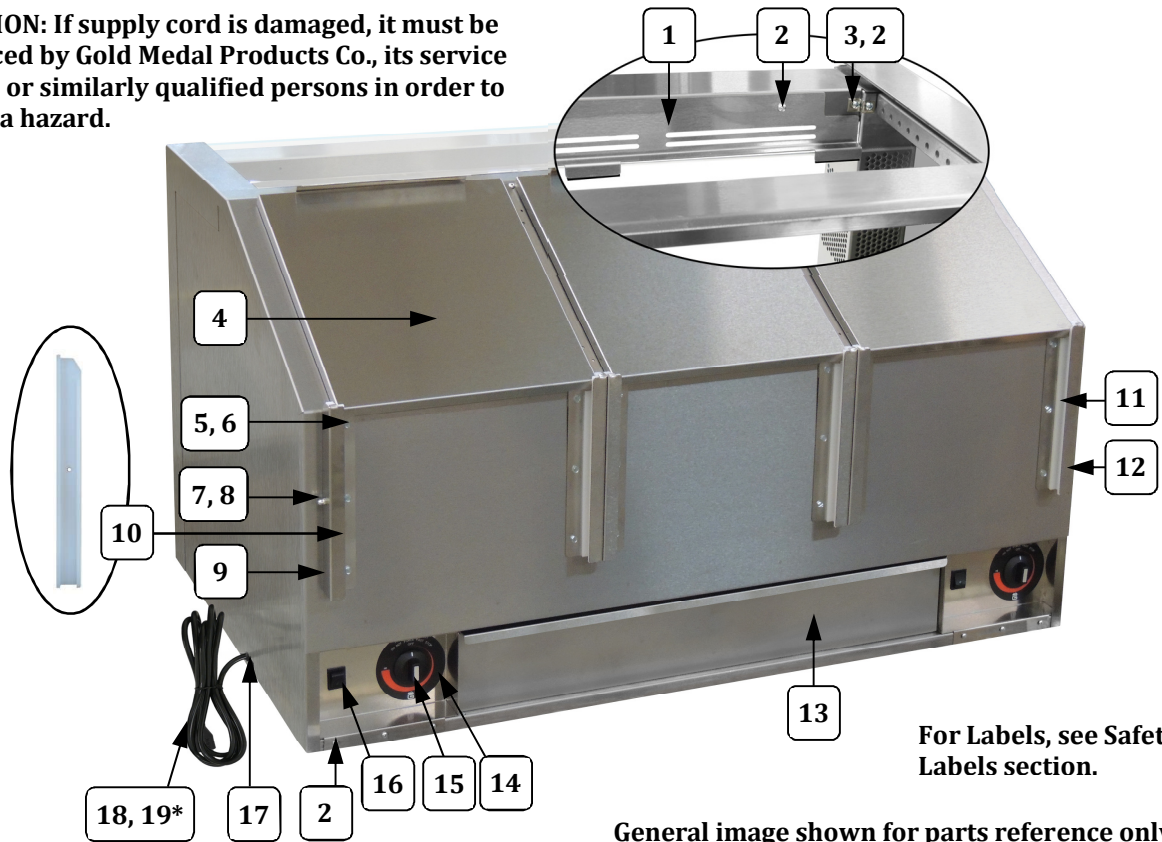


Item	Parts Description	Part Number	
		2445 (48" Unit)	2446 (54" Unit)
1	GLASS RETAINER	111823	111855
2	SCREW #8-32 X 3/8 PAN HD PH	74141	74141
3	'Z' BRACKET	39418	39418
4	WARMER DOOR WELDMENT	17240	69122
5	10-24 X 3/8 SLOT HWH T23	38085	38085
6	ACORN NUT #10-24	46528	46528
7	8-32X1/2 FL HD PH MS	20066	20066
8	ACORN NUT #8-32	47702	47702
9	LEFT SIDE BRACKET	39522	39522
10	LEFT DOOR SLIDE	39524	39524
11	RIGHT DOOR SLIDE	39523	39523
12	RIGHT SLIDE BRACKET	39521	39521
13	DRAWER	17242	69122
14	HEAT CONTROL LABEL	40572	40572
15	KNOB FOR HEAT CONTROL	87430	87430
16	GREEN LIGHTED ROCKER SWITCH	42798	42798
17	.500 BUSHING SNAP	47236	47236
18	STRAIN RELIEF SR-7W-2 (not shown)	67060	67060
19*	LEAD-IN CORD 15 AMP PLUG	87085	87085



Cabinet Exterior – Operator View

***CAUTION:** If supply cord is damaged, it must be replaced by Gold Medal Products Co., its service agent, or similarly qualified persons in order to avoid a hazard.



For Labels, see Safety Labels section.


General image shown for parts reference only.

Item	Parts Description	Part Number	
		2445 (48" Unit)	2446 (54" Unit)
1	GLASS RETAINER	111823	111855
2	SCREW #8-32 X 3/8 PAN HD PH	74141	74141
3	'Z' BRACKET	39418	39418
4	WARMER DOOR WELDMENT	17240	69122
5	10-24 X 3/8 SLOT HWH T23	38085	38085
6	ACORN NUT #10-24	46528	46528
7	8-32X1/2 FL HD PH MS	20066	20066
8	ACORN NUT #8-32	47702	47702
9	LEFT SIDE BRACKET	39522	39522
10	LEFT DOOR SLIDE	39524	39524
11	RIGHT DOOR SLIDE	39523	39523
12	RIGHT SLIDE BRACKET	39521	39521
13	DRAWER	17242	69122
14	HEAT CONTROL LABEL	40572	40572
15	KNOB FOR HEAT CONTROL	87430	87430
16	GREEN LIGHTED ROCKER SWITCH	42798	42798
17	.500 BUSHING SNAP	47236	47236
18	STRAIN RELIEF SR-7W-2 (not shown)	67060	67060
19*	LEAD-IN CORD 15 AMP PLUG	87085	87085



Cabinet Exterior – Operator View

***CAUTION:** If supply cord is damaged, it must be replaced by Gold Medal Products Co., its service agent, or similarly qualified persons in order to avoid a hazard.



For Labels, see Safety Labels section.


General image shown for parts reference only.

Item	Parts Description	Part Number	
		2445 (48" Unit)	2446 (54" Unit)
1	GLASS RETAINER	111823	111855
2	SCREW #8-32 X 3/8 PAN HD PH	74141	74141
3	'Z' BRACKET	39418	39418
4	WARMER DOOR WELDMENT	17240	69122
5	10-24 X 3/8 SLOT HWH T23	38085	38085
6	ACORN NUT #10-24	46528	46528
7	8-32X1/2 FL HD PH MS	20066	20066
8	ACORN NUT #8-32	47702	47702
9	LEFT SIDE BRACKET	39522	39522
10	LEFT DOOR SLIDE	39524	39524
11	RIGHT DOOR SLIDE	39523	39523
12	RIGHT SLIDE BRACKET	39521	39521
13	DRAWER	17242	69122
14	HEAT CONTROL LABEL	40572	40572
15	KNOB FOR HEAT CONTROL	87430	87430
16	GREEN LIGHTED ROCKER SWITCH	42798	42798
17	.500 BUSHING SNAP	47236	47236
18	STRAIN RELIEF SR-7W-2 (not shown)	67060	67060
19*	LEAD-IN CORD 15 AMP PLUG	87085	87085



Cabinet Exterior – Operator View

***CAUTION:** If supply cord is damaged, it must be replaced by Gold Medal Products Co., its service agent, or similarly qualified persons in order to avoid a hazard.



For Labels, see Safety Labels section.


General image shown for parts reference only.

Item	Parts Description	Part Number	
		2445 (48" Unit)	2446 (54" Unit)
1	GLASS RETAINER	111823	111855
2	SCREW #8-32 X 3/8 PAN HD PH	74141	74141
3	'Z' BRACKET	39418	39418
4	WARMER DOOR WELDMENT	17240	69122
5	10-24 X 3/8 SLOT HWH T23	38085	38085
6	ACORN NUT #10-24	46528	46528
7	8-32X1/2 FL HD PH MS	20066	20066
8	ACORN NUT #8-32	47702	47702
9	LEFT SIDE BRACKET	39522	39522
10	LEFT DOOR SLIDE	39524	39524
11	RIGHT DOOR SLIDE	39523	39523
12	RIGHT SLIDE BRACKET	39521	39521
13	DRAWER	17242	69122
14	HEAT CONTROL LABEL	40572	40572
15	KNOB FOR HEAT CONTROL	87430	87430
16	GREEN LIGHTED ROCKER SWITCH	42798	42798
17	.500 BUSHING SNAP	47236	47236
18	STRAIN RELIEF SR-7W-2 (not shown)	67060	67060
19*	LEAD-IN CORD 15 AMP PLUG	87085	87085



Cabinet Exterior – Operator View

***CAUTION:** If supply cord is damaged, it must be replaced by Gold Medal Products Co., its service agent, or similarly qualified persons in order to avoid a hazard.



For Labels, see Safety Labels section.

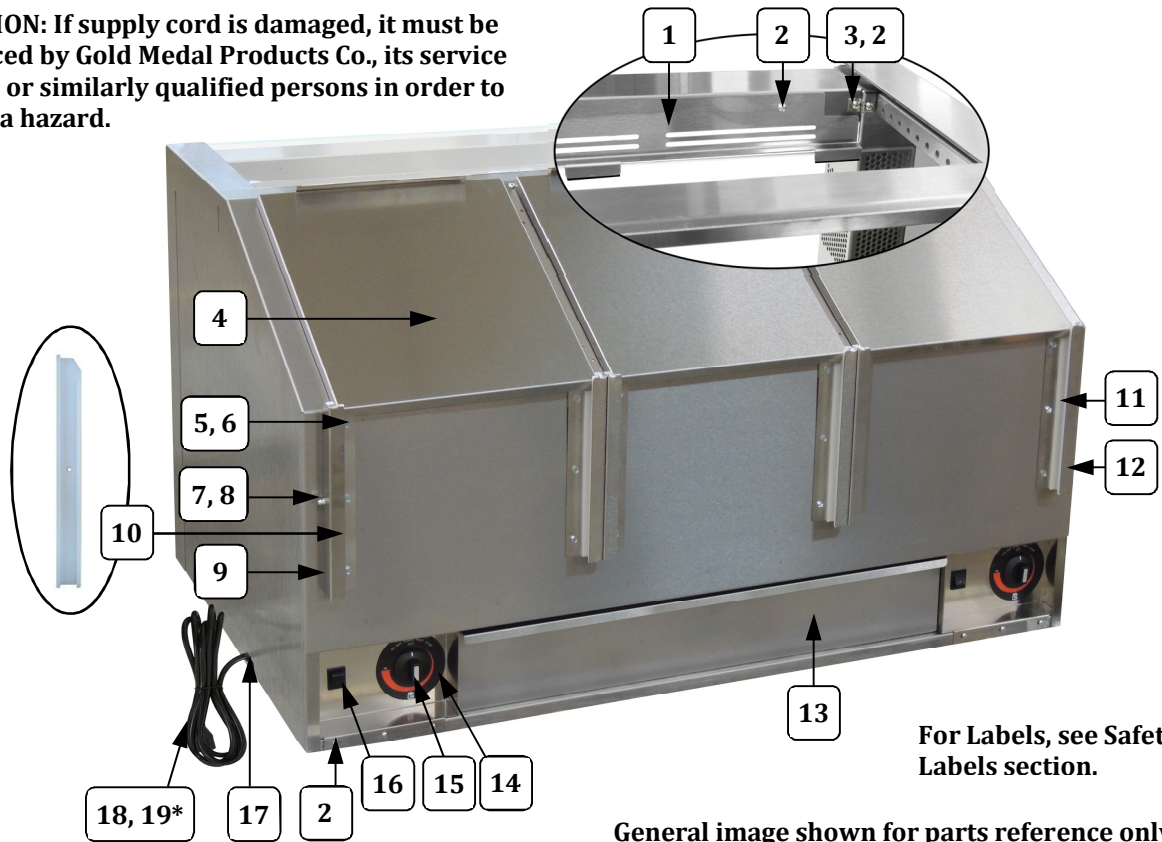
General image shown for parts reference only.

Item	Parts Description	Part Number	
		2445 (48" Unit)	2446 (54" Unit)
1	GLASS RETAINER	111823	111855
2	SCREW #8-32 X 3/8 PAN HD PH	74141	74141
3	'Z' BRACKET	39418	39418
4	WARMER DOOR WELDMENT	17240	69122
5	10-24 X 3/8 SLOT HWH T23	38085	38085
6	ACORN NUT #10-24	46528	46528
7	8-32X1/2 FL HD PH MS	20066	20066
8	ACORN NUT #8-32	47702	47702
9	LEFT SIDE BRACKET	39522	39522
10	LEFT DOOR SLIDE	39524	39524
11	RIGHT DOOR SLIDE	39523	39523
12	RIGHT SLIDE BRACKET	39521	39521
13	DRAWER	17242	69122
14	HEAT CONTROL LABEL	40572	40572
15	KNOB FOR HEAT CONTROL	87430	87430
16	GREEN LIGHTED ROCKER SWITCH	42798	42798
17	.500 BUSHING SNAP	47236	47236
18	STRAIN RELIEF SR-7W-2 (not shown)	67060	67060
19*	LEAD-IN CORD 15 AMP PLUG	87085	87085



Cabinet Exterior – Operator View

***CAUTION:** If supply cord is damaged, it must be replaced by Gold Medal Products Co., its service agent, or similarly qualified persons in order to avoid a hazard.



For Labels, see Safety Labels section.


General image shown for parts reference only.

Item	Parts Description	Part Number	
		2445 (48" Unit)	2446 (54" Unit)
1	GLASS RETAINER	111823	111855
2	SCREW #8-32 X 3/8 PAN HD PH	74141	74141
3	'Z' BRACKET	39418	39418
4	WARMER DOOR WELDMENT	17240	69122
5	10-24 X 3/8 SLOT HWH T23	38085	38085
6	ACORN NUT #10-24	46528	46528
7	8-32X1/2 FL HD PH MS	20066	20066
8	ACORN NUT #8-32	47702	47702
9	LEFT SIDE BRACKET	39522	39522
10	LEFT DOOR SLIDE	39524	39524
11	RIGHT DOOR SLIDE	39523	39523
12	RIGHT SLIDE BRACKET	39521	39521
13	DRAWER	17242	69122
14	HEAT CONTROL LABEL	40572	40572
15	KNOB FOR HEAT CONTROL	87430	87430
16	GREEN LIGHTED ROCKER SWITCH	42798	42798
17	.500 BUSHING SNAP	47236	47236
18	STRAIN RELIEF SR-7W-2 (not shown)	67060	67060
19*	LEAD-IN CORD 15 AMP PLUG	87085	87085



Cabinet Exterior – Operator View

***CAUTION:** If supply cord is damaged, it must be replaced by Gold Medal Products Co., its service agent, or similarly qualified persons in order to avoid a hazard.




Item	Parts Description	Part Number	
		2445 (48" Unit)	2446 (54" Unit)
1	GLASS RETAINER	111823	111855
2	SCREW #8-32 X 3/8 PAN HD PH	74141	74141
3	'Z' BRACKET	39418	39418
4	WARMER DOOR WELDMENT	17240	69122
5	10-24 X 3/8 SLOT HWH T23	38085	38085
6	ACORN NUT #10-24	46528	46528
7	8-32X1/2 FL HD PH MS	20066	20066
8	ACORN NUT #8-32	47702	47702
9	LEFT SIDE BRACKET	39522	39522
10	LEFT DOOR SLIDE	39524	39524
11	RIGHT DOOR SLIDE	39523	39523
12	RIGHT SLIDE BRACKET	39521	39521
13	DRAWER	17242	69122
14	HEAT CONTROL LABEL	40572	40572
15	KNOB FOR HEAT CONTROL	87430	87430
16	GREEN LIGHTED ROCKER SWITCH	42798	42798
17	.500 BUSHING SNAP	47236	47236
18	STRAIN RELIEF SR-7W-2 (not shown)	67060	67060
19*	LEAD-IN CORD 15 AMP PLUG	87085	87085



Cabinet Exterior – Operator View

***CAUTION:** If supply cord is damaged, it must be replaced by Gold Medal Products Co., its service agent, or similarly qualified persons in order to avoid a hazard.




Item	Parts Description	Part Number	
		2445 (48" Unit)	2446 (54" Unit)
1	GLASS RETAINER	111823	111855
2	SCREW #8-32 X 3/8 PAN HD PH	74141	74141
3	'Z' BRACKET	39418	39418
4	WARMER DOOR WELDMENT	17240	69122
5	10-24 X 3/8 SLOT HWH T23	38085	38085
6	ACORN NUT #10-24	46528	46528
7	8-32X1/2 FL HD PH MS	20066	20066
8	ACORN NUT #8-32	47702	47702
9	LEFT SIDE BRACKET	39522	39522
10	LEFT DOOR SLIDE	39524	39524
11	RIGHT DOOR SLIDE	39523	39523
12	RIGHT SLIDE BRACKET	39521	39521
13	DRAWER	17242	69122
14	HEAT CONTROL LABEL	40572	40572
15	KNOB FOR HEAT CONTROL	87430	87430
16	GREEN LIGHTED ROCKER SWITCH	42798	42798
17	.500 BUSHING SNAP	47236	47236
18	STRAIN RELIEF SR-7W-2 (not shown)	67060	67060
19*	LEAD-IN CORD 15 AMP PLUG	87085	87085



Cabinet Exterior – Operator View

***CAUTION:** If supply cord is damaged, it must be replaced by Gold Medal Products Co., its service agent, or similarly qualified persons in order to avoid a hazard.



For Labels, see Safety Labels section.


General image shown for parts reference only.

Item	Parts Description	Part Number	
		2445 (48" Unit)	2446 (54" Unit)
1	GLASS RETAINER	111823	111855
2	SCREW #8-32 X 3/8 PAN HD PH	74141	74141
3	'Z' BRACKET	39418	39418
4	WARMER DOOR WELDMENT	17240	69122
5	10-24 X 3/8 SLOT HWH T23	38085	38085
6	ACORN NUT #10-24	46528	46528
7	8-32X1/2 FL HD PH MS	20066	20066
8	ACORN NUT #8-32	47702	47702
9	LEFT SIDE BRACKET	39522	39522
10	LEFT DOOR SLIDE	39524	39524
11	RIGHT DOOR SLIDE	39523	39523
12	RIGHT SLIDE BRACKET	39521	39521
13	DRAWER	17242	69122
14	HEAT CONTROL LABEL	40572	40572
15	KNOB FOR HEAT CONTROL	87430	87430
16	GREEN LIGHTED ROCKER SWITCH	42798	42798
17	.500 BUSHING SNAP	47236	47236
18	STRAIN RELIEF SR-7W-2 (not shown)	67060	67060
19*	LEAD-IN CORD 15 AMP PLUG	87085	87085



Cabinet Exterior – Operator View

***CAUTION:** If supply cord is damaged, it must be replaced by Gold Medal Products Co., its service agent, or similarly qualified persons in order to avoid a hazard.



For Labels, see Safety Labels section.


General image shown for parts reference only.

Item	Parts Description	Part Number	
		2445 (48" Unit)	2446 (54" Unit)
1	GLASS RETAINER	111823	111855
2	SCREW #8-32 X 3/8 PAN HD PH	74141	74141
3	'Z' BRACKET	39418	39418
4	WARMER DOOR WELDMENT	17240	69122
5	10-24 X 3/8 SLOT HWH T23	38085	38085
6	ACORN NUT #10-24	46528	46528
7	8-32X1/2 FL HD PH MS	20066	20066
8	ACORN NUT #8-32	47702	47702
9	LEFT SIDE BRACKET	39522	39522
10	LEFT DOOR SLIDE	39524	39524
11	RIGHT DOOR SLIDE	39523	39523
12	RIGHT SLIDE BRACKET	39521	39521
13	DRAWER	17242	69122
14	HEAT CONTROL LABEL	40572	40572
15	KNOB FOR HEAT CONTROL	87430	87430
16	GREEN LIGHTED ROCKER SWITCH	42798	42798
17	.500 BUSHING SNAP	47236	47236
18	STRAIN RELIEF SR-7W-2 (not shown)	67060	67060
19*	LEAD-IN CORD 15 AMP PLUG	87085	87085



Cabinet Exterior – Operator View

***CAUTION:** If supply cord is damaged, it must be replaced by Gold Medal Products Co., its service agent, or similarly qualified persons in order to avoid a hazard.



For Labels, see Safety Labels section.


General image shown for parts reference only.

Item	Parts Description	Part Number	
		2445 (48" Unit)	2446 (54" Unit)
1	GLASS RETAINER	111823	111855
2	SCREW #8-32 X 3/8 PAN HD PH	74141	74141
3	'Z' BRACKET	39418	39418
4	WARMER DOOR WELDMENT	17240	69122
5	10-24 X 3/8 SLOT HWH T23	38085	38085
6	ACORN NUT #10-24	46528	46528
7	8-32X1/2 FL HD PH MS	20066	20066
8	ACORN NUT #8-32	47702	47702
9	LEFT SIDE BRACKET	39522	39522
10	LEFT DOOR SLIDE	39524	39524
11	RIGHT DOOR SLIDE	39523	39523
12	RIGHT SLIDE BRACKET	39521	39521
13	DRAWER	17242	69122
14	HEAT CONTROL LABEL	40572	40572
15	KNOB FOR HEAT CONTROL	87430	87430
16	GREEN LIGHTED ROCKER SWITCH	42798	42798
17	.500 BUSHING SNAP	47236	47236
18	STRAIN RELIEF SR-7W-2 (not shown)	67060	67060
19*	LEAD-IN CORD 15 AMP PLUG	87085	87085



Cabinet Exterior – Operator View

***CAUTION:** If supply cord is damaged, it must be replaced by Gold Medal Products Co., its service agent, or similarly qualified persons in order to avoid a hazard.




Item	Parts Description	Part Number	
		2445 (48" Unit)	2446 (54" Unit)
1	GLASS RETAINER	111823	111855
2	SCREW #8-32 X 3/8 PAN HD PH	74141	74141
3	'Z' BRACKET	39418	39418
4	WARMER DOOR WELDMENT	17240	69122
5	10-24 X 3/8 SLOT HWH T23	38085	38085
6	ACORN NUT #10-24	46528	46528
7	8-32X1/2 FL HD PH MS	20066	20066
8	ACORN NUT #8-32	47702	47702
9	LEFT SIDE BRACKET	39522	39522
10	LEFT DOOR SLIDE	39524	39524
11	RIGHT DOOR SLIDE	39523	39523
12	RIGHT SLIDE BRACKET	39521	39521
13	DRAWER	17242	69122
14	HEAT CONTROL LABEL	40572	40572
15	KNOB FOR HEAT CONTROL	87430	87430
16	GREEN LIGHTED ROCKER SWITCH	42798	42798
17	.500 BUSHING SNAP	47236	47236
18	STRAIN RELIEF SR-7W-2 (not shown)	67060	67060
19*	LEAD-IN CORD 15 AMP PLUG	87085	87085



Cabinet Exterior – Operator View

***CAUTION:** If supply cord is damaged, it must be replaced by Gold Medal Products Co., its service agent, or similarly qualified persons in order to avoid a hazard.



For Labels, see Safety Labels section.


General image shown for parts reference only.

Item	Parts Description	Part Number	
		2445 (48" Unit)	2446 (54" Unit)
1	GLASS RETAINER	111823	111855
2	SCREW #8-32 X 3/8 PAN HD PH	74141	74141
3	'Z' BRACKET	39418	39418
4	WARMER DOOR WELDMENT	17240	69122
5	10-24 X 3/8 SLOT HWH T23	38085	38085
6	ACORN NUT #10-24	46528	46528
7	8-32X1/2 FL HD PH MS	20066	20066
8	ACORN NUT #8-32	47702	47702
9	LEFT SIDE BRACKET	39522	39522
10	LEFT DOOR SLIDE	39524	39524
11	RIGHT DOOR SLIDE	39523	39523
12	RIGHT SLIDE BRACKET	39521	39521
13	DRAWER	17242	69122
14	HEAT CONTROL LABEL	40572	40572
15	KNOB FOR HEAT CONTROL	87430	87430
16	GREEN LIGHTED ROCKER SWITCH	42798	42798
17	.500 BUSHING SNAP	47236	47236
18	STRAIN RELIEF SR-7W-2 (not shown)	67060	67060
19*	LEAD-IN CORD 15 AMP PLUG	87085	87085



Cabinet Exterior – Operator View

***CAUTION:** If supply cord is damaged, it must be replaced by Gold Medal Products Co., its service agent, or similarly qualified persons in order to avoid a hazard.




Item	Parts Description	Part Number	
		2445 (48" Unit)	2446 (54" Unit)
1	GLASS RETAINER	111823	111855
2	SCREW #8-32 X 3/8 PAN HD PH	74141	74141
3	'Z' BRACKET	39418	39418
4	WARMER DOOR WELDMENT	17240	69122
5	10-24 X 3/8 SLOT HWH T23	38085	38085
6	ACORN NUT #10-24	46528	46528
7	8-32X1/2 FL HD PH MS	20066	20066
8	ACORN NUT #8-32	47702	47702
9	LEFT SIDE BRACKET	39522	39522
10	LEFT DOOR SLIDE	39524	39524
11	RIGHT DOOR SLIDE	39523	39523
12	RIGHT SLIDE BRACKET	39521	39521
13	DRAWER	17242	69122
14	HEAT CONTROL LABEL	40572	40572
15	KNOB FOR HEAT CONTROL	87430	87430
16	GREEN LIGHTED ROCKER SWITCH	42798	42798
17	.500 BUSHING SNAP	47236	47236
18	STRAIN RELIEF SR-7W-2 (not shown)	67060	67060
19*	LEAD-IN CORD 15 AMP PLUG	87085	87085



Cabinet Exterior – Operator View

***CAUTION:** If supply cord is damaged, it must be replaced by Gold Medal Products Co., its service agent, or similarly qualified persons in order to avoid a hazard.



For Labels, see Safety Labels section.


General image shown for parts reference only.

Item	Parts Description	Part Number	
		2445 (48" Unit)	2446 (54" Unit)
1	GLASS RETAINER	111823	111855
2	SCREW #8-32 X 3/8 PAN HD PH	74141	74141
3	'Z' BRACKET	39418	39418
4	WARMER DOOR WELDMENT	17240	69122
5	10-24 X 3/8 SLOT HWH T23	38085	38085
6	ACORN NUT #10-24	46528	46528
7	8-32X1/2 FL HD PH MS	20066	20066
8	ACORN NUT #8-32	47702	47702
9	LEFT SIDE BRACKET	39522	39522
10	LEFT DOOR SLIDE	39524	39524
11	RIGHT DOOR SLIDE	39523	39523
12	RIGHT SLIDE BRACKET	39521	39521
13	DRAWER	17242	69122
14	HEAT CONTROL LABEL	40572	40572
15	KNOB FOR HEAT CONTROL	87430	87430
16	GREEN LIGHTED ROCKER SWITCH	42798	42798
17	.500 BUSHING SNAP	47236	47236
18	STRAIN RELIEF SR-7W-2 (not shown)	67060	67060
19*	LEAD-IN CORD 15 AMP PLUG	87085	87085



Cabinet Exterior – Operator View

***CAUTION:** If supply cord is damaged, it must be replaced by Gold Medal Products Co., its service agent, or similarly qualified persons in order to avoid a hazard.



For Labels, see Safety Labels section.


General image shown for parts reference only.

Item	Parts Description	Part Number	
		2445 (48" Unit)	2446 (54" Unit)
1	GLASS RETAINER	111823	111855
2	SCREW #8-32 X 3/8 PAN HD PH	74141	74141
3	'Z' BRACKET	39418	39418
4	WARMER DOOR WELDMENT	17240	69122
5	10-24 X 3/8 SLOT HWH T23	38085	38085
6	ACORN NUT #10-24	46528	46528
7	8-32X1/2 FL HD PH MS	20066	20066
8	ACORN NUT #8-32	47702	47702
9	LEFT SIDE BRACKET	39522	39522
10	LEFT DOOR SLIDE	39524	39524
11	RIGHT DOOR SLIDE	39523	39523
12	RIGHT SLIDE BRACKET	39521	39521
13	DRAWER	17242	69122
14	HEAT CONTROL LABEL	40572	40572
15	KNOB FOR HEAT CONTROL	87430	87430
16	GREEN LIGHTED ROCKER SWITCH	42798	42798
17	.500 BUSHING SNAP	47236	47236
18	STRAIN RELIEF SR-7W-2 (not shown)	67060	67060
19*	LEAD-IN CORD 15 AMP PLUG	87085	87085



Cabinet Exterior – Operator View

***CAUTION:** If supply cord is damaged, it must be replaced by Gold Medal Products Co., its service agent, or similarly qualified persons in order to avoid a hazard.



For Labels, see Safety Labels section.


General image shown for parts reference only.

Item	Parts Description	Part Number	
		2445 (48" Unit)	2446 (54" Unit)
1	GLASS RETAINER	111823	111855
2	SCREW #8-32 X 3/8 PAN HD PH	74141	74141
3	'Z' BRACKET	39418	39418
4	WARMER DOOR WELDMENT	17240	69122
5	10-24 X 3/8 SLOT HWH T23	38085	38085
6	ACORN NUT #10-24	46528	46528
7	8-32X1/2 FL HD PH MS	20066	20066
8	ACORN NUT #8-32	47702	47702
9	LEFT SIDE BRACKET	39522	39522
10	LEFT DOOR SLIDE	39524	39524
11	RIGHT DOOR SLIDE	39523	39523
12	RIGHT SLIDE BRACKET	39521	39521
13	DRAWER	17242	69122
14	HEAT CONTROL LABEL	40572	40572
15	KNOB FOR HEAT CONTROL	87430	87430
16	GREEN LIGHTED ROCKER SWITCH	42798	42798
17	.500 BUSHING SNAP	47236	47236
18	STRAIN RELIEF SR-7W-2 (not shown)	67060	67060
19*	LEAD-IN CORD 15 AMP PLUG	87085	87085



Cabinet Exterior – Operator View

***CAUTION:** If supply cord is damaged, it must be replaced by Gold Medal Products Co., its service agent, or similarly qualified persons in order to avoid a hazard.



For Labels, see Safety Labels section.


General image shown for parts reference only.

Item	Parts Description	Part Number	
		2445 (48" Unit)	2446 (54" Unit)
1	GLASS RETAINER	111823	111855
2	SCREW #8-32 X 3/8 PAN HD PH	74141	74141
3	'Z' BRACKET	39418	39418
4	WARMER DOOR WELDMENT	17240	69122
5	10-24 X 3/8 SLOT HWH T23	38085	38085
6	ACORN NUT #10-24	46528	46528
7	8-32X1/2 FL HD PH MS	20066	20066
8	ACORN NUT #8-32	47702	47702
9	LEFT SIDE BRACKET	39522	39522
10	LEFT DOOR SLIDE	39524	39524
11	RIGHT DOOR SLIDE	39523	39523
12	RIGHT SLIDE BRACKET	39521	39521
13	DRAWER	17242	69122
14	HEAT CONTROL LABEL	40572	40572
15	KNOB FOR HEAT CONTROL	87430	87430
16	GREEN LIGHTED ROCKER SWITCH	42798	42798
17	.500 BUSHING SNAP	47236	47236
18	STRAIN RELIEF SR-7W-2 (not shown)	67060	67060
19*	LEAD-IN CORD 15 AMP PLUG	87085	87085



Cabinet Exterior – Operator View

***CAUTION:** If supply cord is damaged, it must be replaced by Gold Medal Products Co., its service agent, or similarly qualified persons in order to avoid a hazard.



For Labels, see Safety Labels section.


General image shown for parts reference only.

Item	Parts Description	Part Number	
		2445 (48" Unit)	2446 (54" Unit)
1	GLASS RETAINER	111823	111855
2	SCREW #8-32 X 3/8 PAN HD PH	74141	74141
3	'Z' BRACKET	39418	39418
4	WARMER DOOR WELDMENT	17240	69122
5	10-24 X 3/8 SLOT HWH T23	38085	38085
6	ACORN NUT #10-24	46528	46528
7	8-32X1/2 FL HD PH MS	20066	20066
8	ACORN NUT #8-32	47702	47702
9	LEFT SIDE BRACKET	39522	39522
10	LEFT DOOR SLIDE	39524	39524
11	RIGHT DOOR SLIDE	39523	39523
12	RIGHT SLIDE BRACKET	39521	39521
13	DRAWER	17242	69122
14	HEAT CONTROL LABEL	40572	40572
15	KNOB FOR HEAT CONTROL	87430	87430
16	GREEN LIGHTED ROCKER SWITCH	42798	42798
17	.500 BUSHING SNAP	47236	47236
18	STRAIN RELIEF SR-7W-2 (not shown)	67060	67060
19*	LEAD-IN CORD 15 AMP PLUG	87085	87085



Cabinet Exterior – Operator View

***CAUTION:** If supply cord is damaged, it must be replaced by Gold Medal Products Co., its service agent, or similarly qualified persons in order to avoid a hazard.




Item	Parts Description	Part Number	
		2445 (48" Unit)	2446 (54" Unit)
1	GLASS RETAINER	111823	111855
2	SCREW #8-32 X 3/8 PAN HD PH	74141	74141
3	'Z' BRACKET	39418	39418
4	WARMER DOOR WELDMENT	17240	69122
5	10-24 X 3/8 SLOT HWH T23	38085	38085
6	ACORN NUT #10-24	46528	46528
7	8-32X1/2 FL HD PH MS	20066	20066
8	ACORN NUT #8-32	47702	47702
9	LEFT SIDE BRACKET	39522	39522
10	LEFT DOOR SLIDE	39524	39524
11	RIGHT DOOR SLIDE	39523	39523
12	RIGHT SLIDE BRACKET	39521	39521
13	DRAWER	17242	69122
14	HEAT CONTROL LABEL	40572	40572
15	KNOB FOR HEAT CONTROL	87430	87430
16	GREEN LIGHTED ROCKER SWITCH	42798	42798
17	.500 BUSHING SNAP	47236	47236
18	STRAIN RELIEF SR-7W-2 (not shown)	67060	67060
19*	LEAD-IN CORD 15 AMP PLUG	87085	87085



Cabinet Exterior – Operator View

***CAUTION:** If supply cord is damaged, it must be replaced by Gold Medal Products Co., its service agent, or similarly qualified persons in order to avoid a hazard.



For Labels, see Safety Labels section.

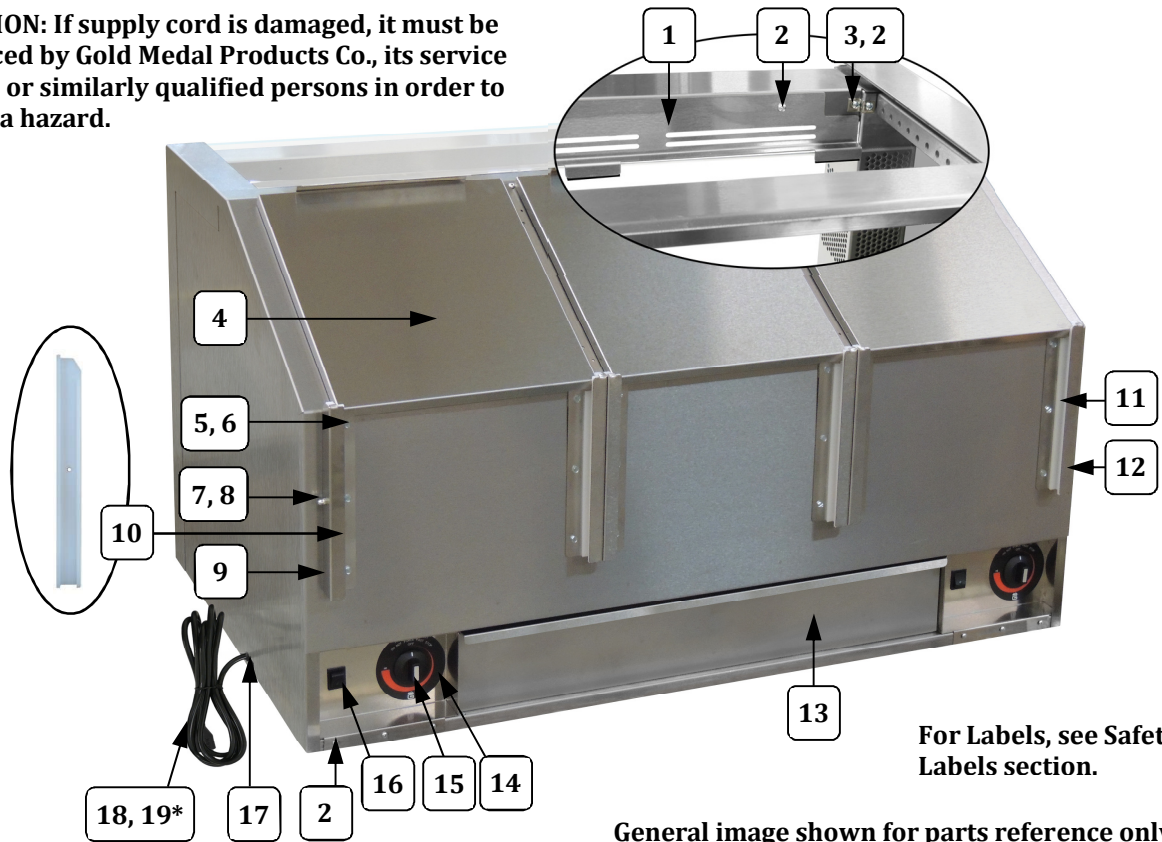
General image shown for parts reference only.

Item	Parts Description	Part Number	
		2445 (48" Unit)	2446 (54" Unit)
1	GLASS RETAINER	111823	111855
2	SCREW #8-32 X 3/8 PAN HD PH	74141	74141
3	'Z' BRACKET	39418	39418
4	WARMER DOOR WELDMENT	17240	69122
5	10-24 X 3/8 SLOT HWH T23	38085	38085
6	ACORN NUT #10-24	46528	46528
7	8-32X1/2 FL HD PH MS	20066	20066
8	ACORN NUT #8-32	47702	47702
9	LEFT SIDE BRACKET	39522	39522
10	LEFT DOOR SLIDE	39524	39524
11	RIGHT DOOR SLIDE	39523	39523
12	RIGHT SLIDE BRACKET	39521	39521
13	DRAWER	17242	69122
14	HEAT CONTROL LABEL	40572	40572
15	KNOB FOR HEAT CONTROL	87430	87430
16	GREEN LIGHTED ROCKER SWITCH	42798	42798
17	.500 BUSHING SNAP	47236	47236
18	STRAIN RELIEF SR-7W-2 (not shown)	67060	67060
19*	LEAD-IN CORD 15 AMP PLUG	87085	87085



Cabinet Exterior – Operator View

***CAUTION:** If supply cord is damaged, it must be replaced by Gold Medal Products Co., its service agent, or similarly qualified persons in order to avoid a hazard.



For Labels, see Safety Labels section.


General image shown for parts reference only.

Item	Parts Description	Part Number	
		2445 (48" Unit)	2446 (54" Unit)
1	GLASS RETAINER	111823	111855
2	SCREW #8-32 X 3/8 PAN HD PH	74141	74141
3	'Z' BRACKET	39418	39418
4	WARMER DOOR WELDMENT	17240	69122
5	10-24 X 3/8 SLOT HWH T23	38085	38085
6	ACORN NUT #10-24	46528	46528
7	8-32X1/2 FL HD PH MS	20066	20066
8	ACORN NUT #8-32	47702	47702
9	LEFT SIDE BRACKET	39522	39522
10	LEFT DOOR SLIDE	39524	39524
11	RIGHT DOOR SLIDE	39523	39523
12	RIGHT SLIDE BRACKET	39521	39521
13	DRAWER	17242	69122
14	HEAT CONTROL LABEL	40572	40572
15	KNOB FOR HEAT CONTROL	87430	87430
16	GREEN LIGHTED ROCKER SWITCH	42798	42798
17	.500 BUSHING SNAP	47236	47236
18	STRAIN RELIEF SR-7W-2 (not shown)	67060	67060
19*	LEAD-IN CORD 15 AMP PLUG	87085	87085



Cabinet Exterior – Operator View

***CAUTION:** If supply cord is damaged, it must be replaced by Gold Medal Products Co., its service agent, or similarly qualified persons in order to avoid a hazard.




Item	Parts Description	Part Number	
		2445 (48" Unit)	2446 (54" Unit)
1	GLASS RETAINER	111823	111855
2	SCREW #8-32 X 3/8 PAN HD PH	74141	74141
3	'Z' BRACKET	39418	39418
4	WARMER DOOR WELDMENT	17240	69122
5	10-24 X 3/8 SLOT HWH T23	38085	38085
6	ACORN NUT #10-24	46528	46528
7	8-32X1/2 FL HD PH MS	20066	20066
8	ACORN NUT #8-32	47702	47702
9	LEFT SIDE BRACKET	39522	39522
10	LEFT DOOR SLIDE	39524	39524
11	RIGHT DOOR SLIDE	39523	39523
12	RIGHT SLIDE BRACKET	39521	39521
13	DRAWER	17242	69122
14	HEAT CONTROL LABEL	40572	40572
15	KNOB FOR HEAT CONTROL	87430	87430
16	GREEN LIGHTED ROCKER SWITCH	42798	42798
17	.500 BUSHING SNAP	47236	47236
18	STRAIN RELIEF SR-7W-2 (not shown)	67060	67060
19*	LEAD-IN CORD 15 AMP PLUG	87085	87085



Cabinet Exterior – Operator View

***CAUTION:** If supply cord is damaged, it must be replaced by Gold Medal Products Co., its service agent, or similarly qualified persons in order to avoid a hazard.

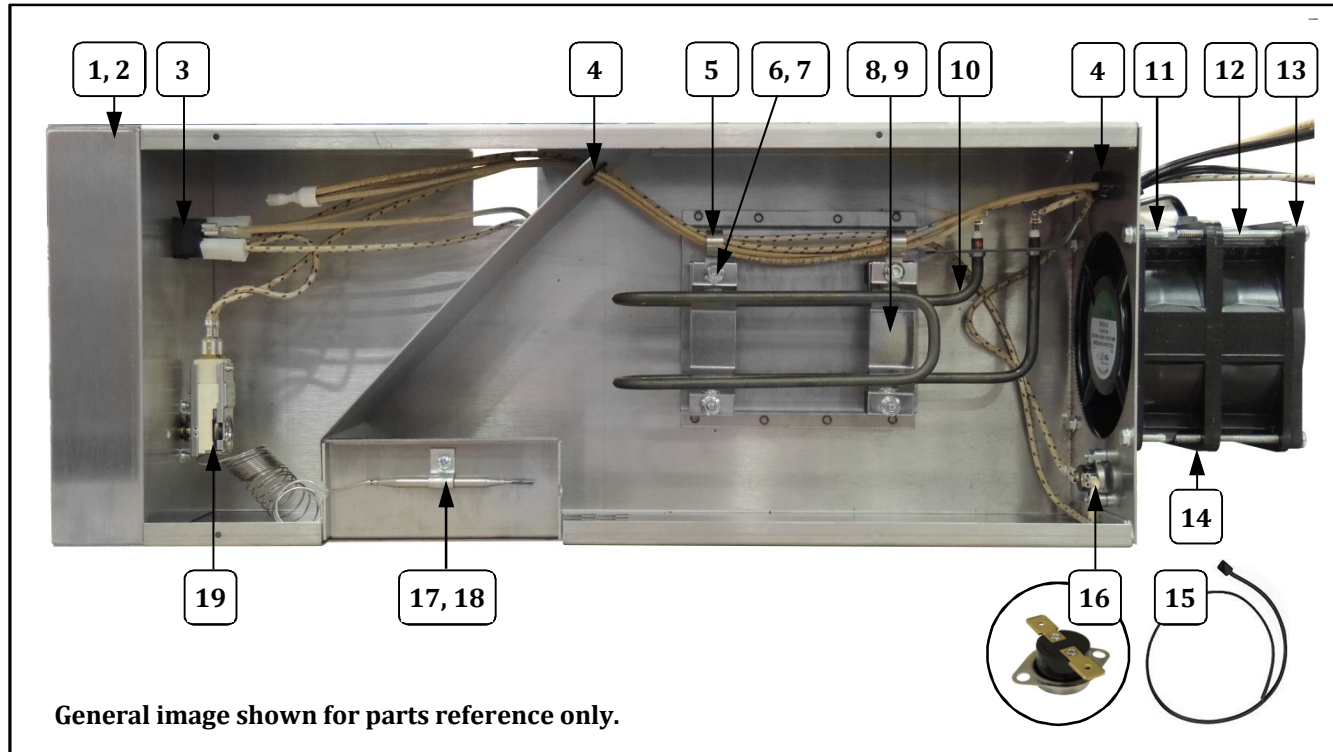


For Labels, see Safety Labels section.

General image shown for parts reference only.

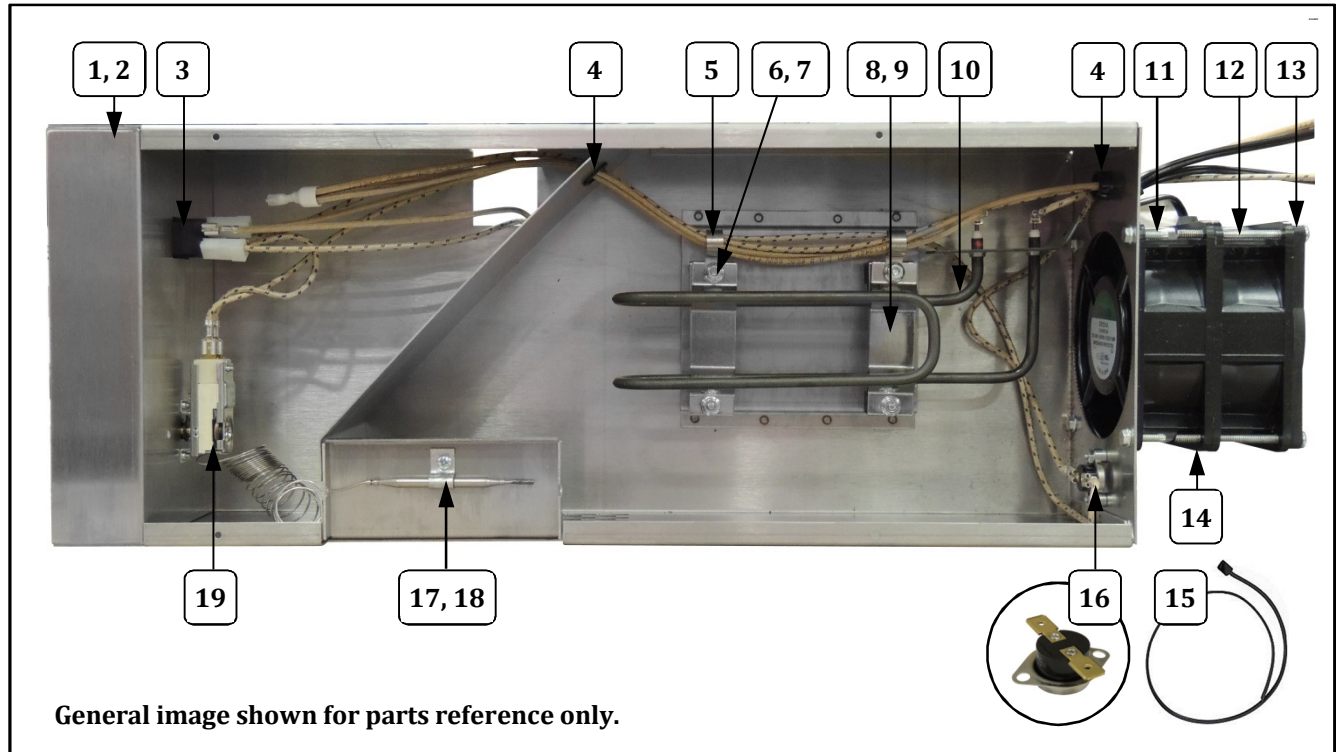
Item	Parts Description	Part Number	
		2445 (48" Unit)	2446 (54" Unit)
1	GLASS RETAINER	111823	111855
2	SCREW #8-32 X 3/8 PAN HD PH	74141	74141
3	'Z' BRACKET	39418	39418
4	WARMER DOOR WELDMENT	17240	69122
5	10-24 X 3/8 SLOT HWH T23	38085	38085
6	ACORN NUT #10-24	46528	46528
7	8-32X1/2 FL HD PH MS	20066	20066
8	ACORN NUT #8-32	47702	47702
9	LEFT SIDE BRACKET	39522	39522
10	LEFT DOOR SLIDE	39524	39524
11	RIGHT DOOR SLIDE	39523	39523
12	RIGHT SLIDE BRACKET	39521	39521
13	DRAWER	17242	69122
14	HEAT CONTROL LABEL	40572	40572
15	KNOB FOR HEAT CONTROL	87430	87430
16	GREEN LIGHTED ROCKER SWITCH	42798	42798
17	.500 BUSHING SNAP	47236	47236
18	STRAIN RELIEF SR-7W-2 (not shown)	67060	67060
19*	LEAD-IN CORD 15 AMP PLUG	87085	87085

Control Box – Interior View



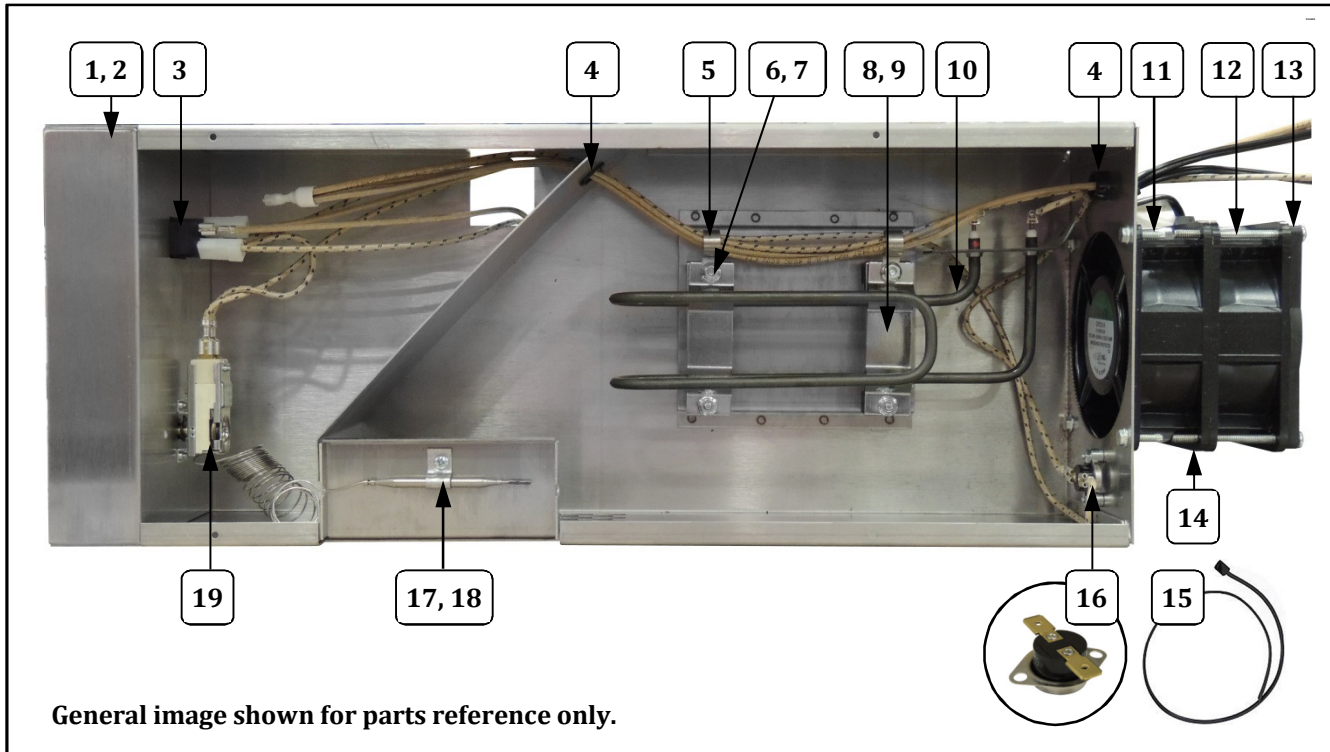
Item	Part Description	Part Number
		2445, 2446
1	CONTROL BOX WELDMENT (Left Hand)	39620
	RIGHT CONTROL BOX WELDMENT	39627
2	CONTROL BOX COVER (not shown)	39894
3	GREEN LIGHTED ROCKER SWITCH	42798
4	.625 BUSHING SNAP	47282
5	U-CLIP	55215
6	8-32 X 1/2 PH PAN W/SEMS	47124
7	8-32 SERRATED FLANGE NUT	61151
8	HEATER MOUNT (2 mount brackets under each element)	61134
9	HEATER CLAMP (holds element to mount brkt)	61133
10	120 VOLT 750 WATT HEAT ELEMENT (1 required for each control box)	39615
11	8-32 X 3/4 UNSL NON-IND	39008
12	8-32 X 2 PH PAN M/S 18-8	39012
13	FINGER GUARD	47200
14	AXIAL FAN (2 fans required for each control box)	40721
15	EXHAUST BLOWER PLUG AND CORD	47199
16	THERMOSTAT WARMER	47385
17	WIRE CLIP	76216
18	SCREW #8-32X3/8 PAN HD PH	74141
19	HEAT CONTROL	42617

Control Box – Interior View



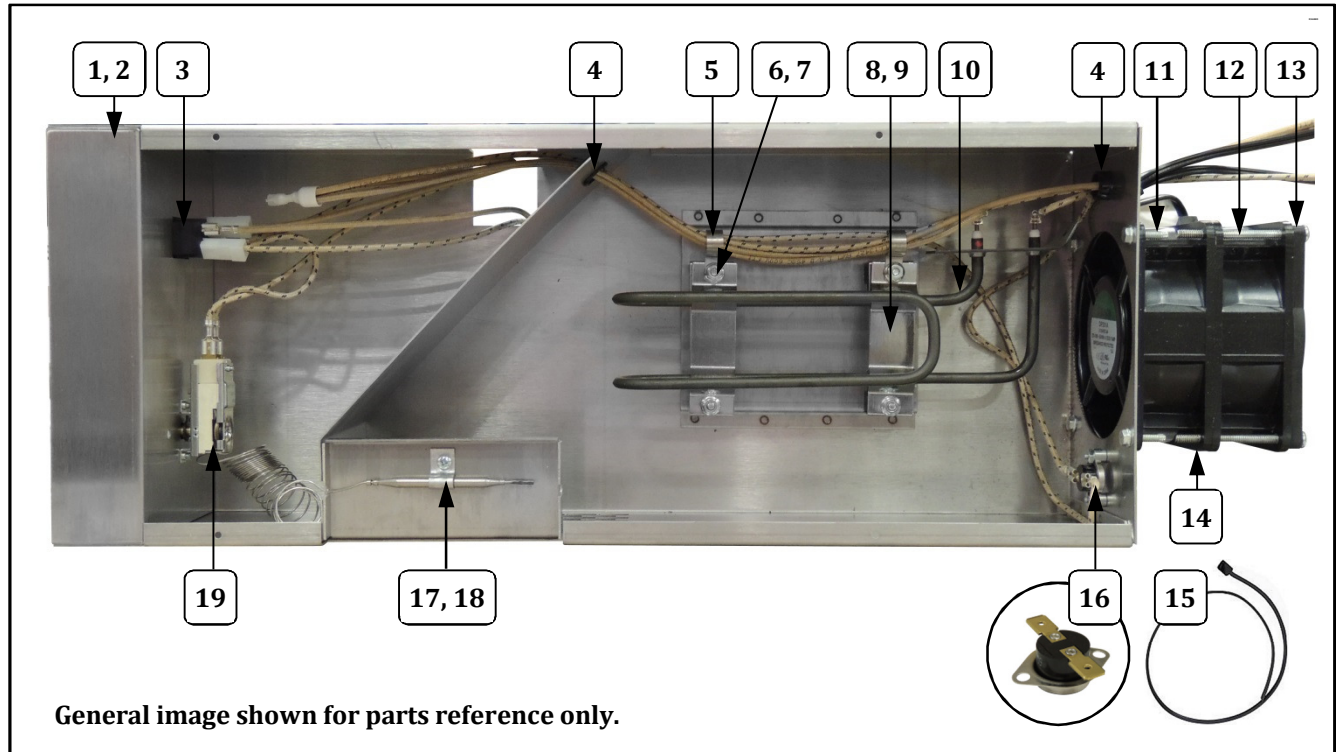
Item	Part Description	Part Number
		2445, 2446
1	CONTROL BOX WELDMENT (Left Hand)	39620
	RIGHT CONTROL BOX WELDMENT	39627
2	CONTROL BOX COVER (not shown)	39894
3	GREEN LIGHTED ROCKER SWITCH	42798
4	.625 BUSHING SNAP	47282
5	U-CLIP	55215
6	8-32 X 1/2 PH PAN W/SEMS	47124
7	8-32 SERRATED FLANGE NUT	61151
8	HEATER MOUNT (2 mount brackets under each element)	61134
9	HEATER CLAMP (holds element to mount brkt)	61133
10	120 VOLT 750 WATT HEAT ELEMENT (1 required for each control box)	39615
11	8-32 X 3/4 UNSL NON-IND	39008
12	8-32 X 2 PH PAN M/S 18-8	39012
13	FINGER GUARD	47200
14	AXIAL FAN (2 fans required for each control box)	40721
15	EXHAUST BLOWER PLUG AND CORD	47199
16	THERMOSTAT WARMER	47385
17	WIRE CLIP	76216
18	SCREW #8-32X3/8 PAN HD PH	74141
19	HEAT CONTROL	42617

Control Box – Interior View



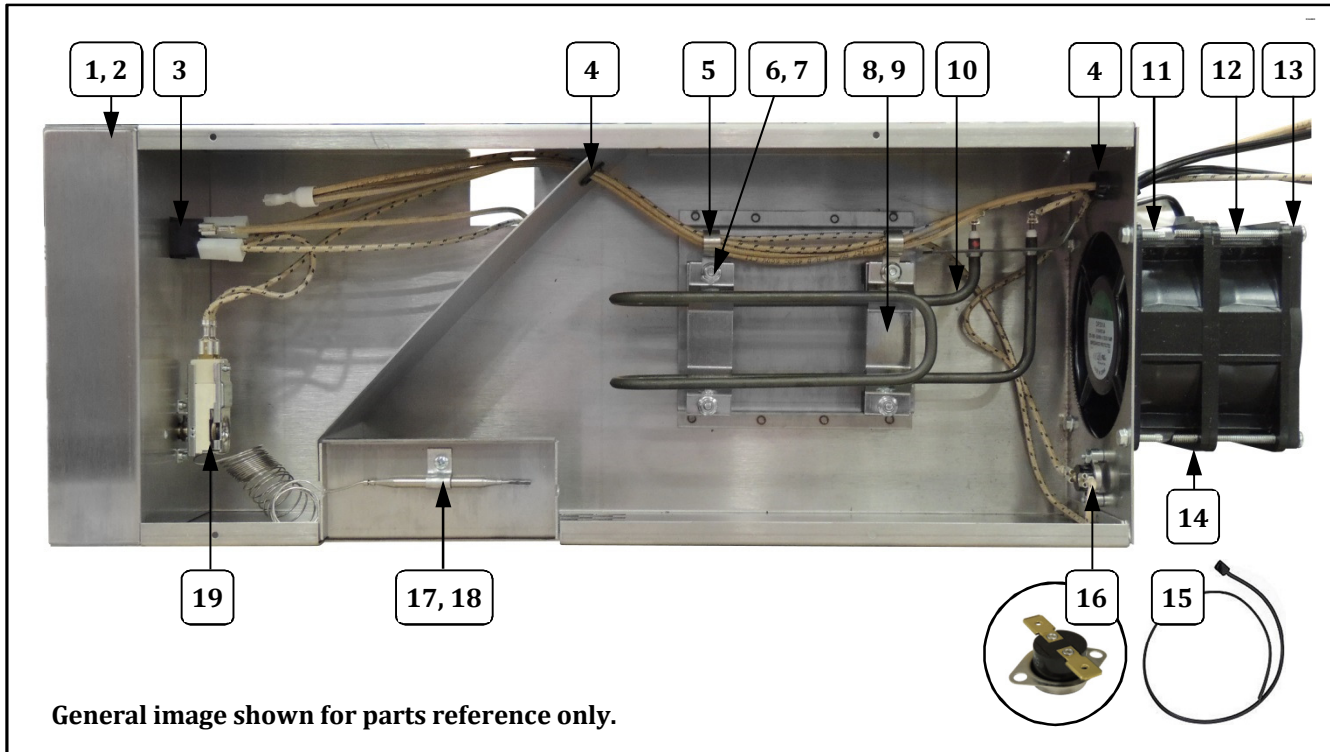
Item	Part Description	Part Number
		2445, 2446
1	CONTROL BOX WELDMENT (Left Hand)	39620
	RIGHT CONTROL BOX WELDMENT	39627
2	CONTROL BOX COVER (not shown)	39894
3	GREEN LIGHTED ROCKER SWITCH	42798
4	.625 BUSHING SNAP	47282
5	U-CLIP	55215
6	8-32 X 1/2 PH PAN W/SEMS	47124
7	8-32 SERRATED FLANGE NUT	61151
8	HEATER MOUNT (2 mount brackets under each element)	61134
9	HEATER CLAMP (holds element to mount brkt)	61133
10	120 VOLT 750 WATT HEAT ELEMENT (1 required for each control box)	39615
11	8-32 X 3/4 UNSL NON-IND	39008
12	8-32 X 2 PH PAN M/S 18-8	39012
13	FINGER GUARD	47200
14	AXIAL FAN (2 fans required for each control box)	40721
15	EXHAUST BLOWER PLUG AND CORD	47199
16	THERMOSTAT WARMER	47385
17	WIRE CLIP	76216
18	SCREW #8-32X3/8 PAN HD PH	74141
19	HEAT CONTROL	42617

Control Box – Interior View



Item	Part Description	Part Number
		2445, 2446
1	CONTROL BOX WELDMENT (Left Hand)	39620
	RIGHT CONTROL BOX WELDMENT	39627
2	CONTROL BOX COVER (not shown)	39894
3	GREEN LIGHTED ROCKER SWITCH	42798
4	.625 BUSHING SNAP	47282
5	U-CLIP	55215
6	8-32 X 1/2 PH PAN W/SEMS	47124
7	8-32 SERRATED FLANGE NUT	61151
8	HEATER MOUNT (2 mount brackets under each element)	61134
9	HEATER CLAMP (holds element to mount brkt)	61133
10	120 VOLT 750 WATT HEAT ELEMENT (1 required for each control box)	39615
11	8-32 X 3/4 UNSL NON-IND	39008
12	8-32 X 2 PH PAN M/S 18-8	39012
13	FINGER GUARD	47200
14	AXIAL FAN (2 fans required for each control box)	40721
15	EXHAUST BLOWER PLUG AND CORD	47199
16	THERMOSTAT WARMER	47385
17	WIRE CLIP	76216
18	SCREW #8-32X3/8 PAN HD PH	74141
19	HEAT CONTROL	42617

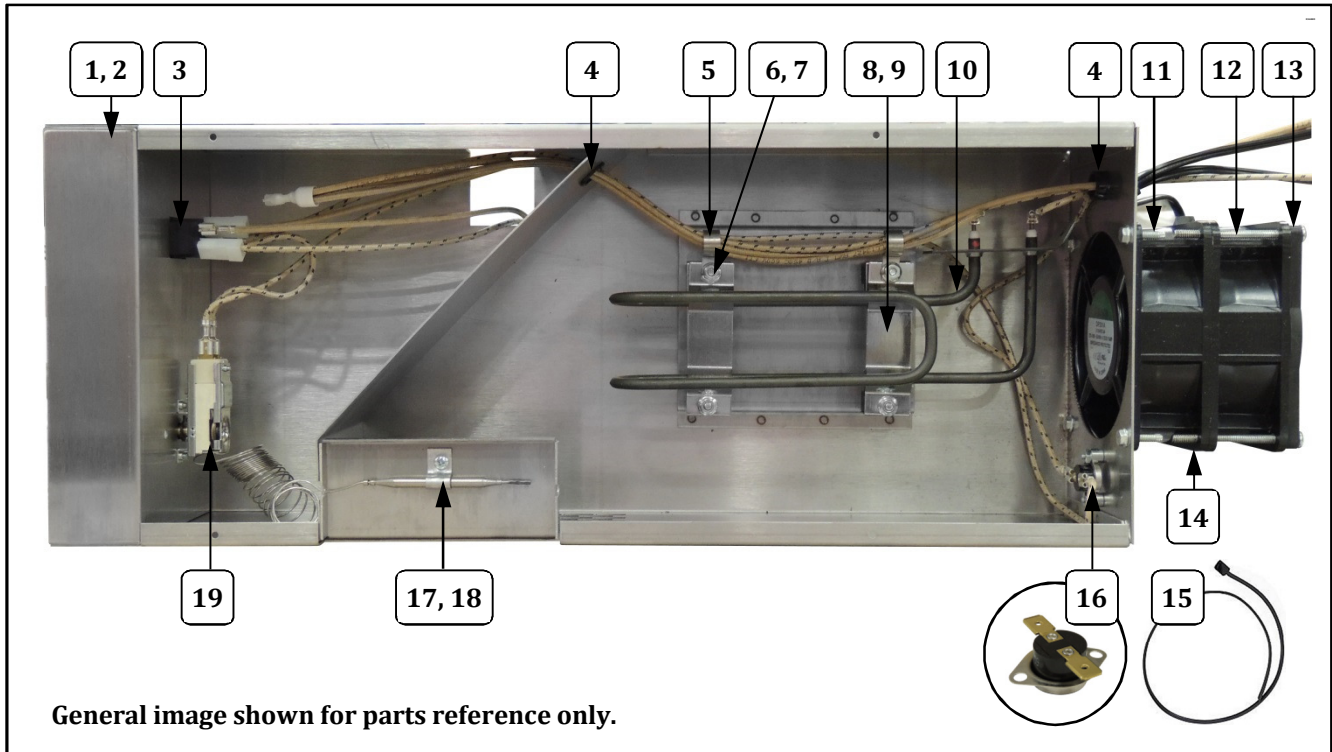
Control Box – Interior View



General image shown for parts reference only.

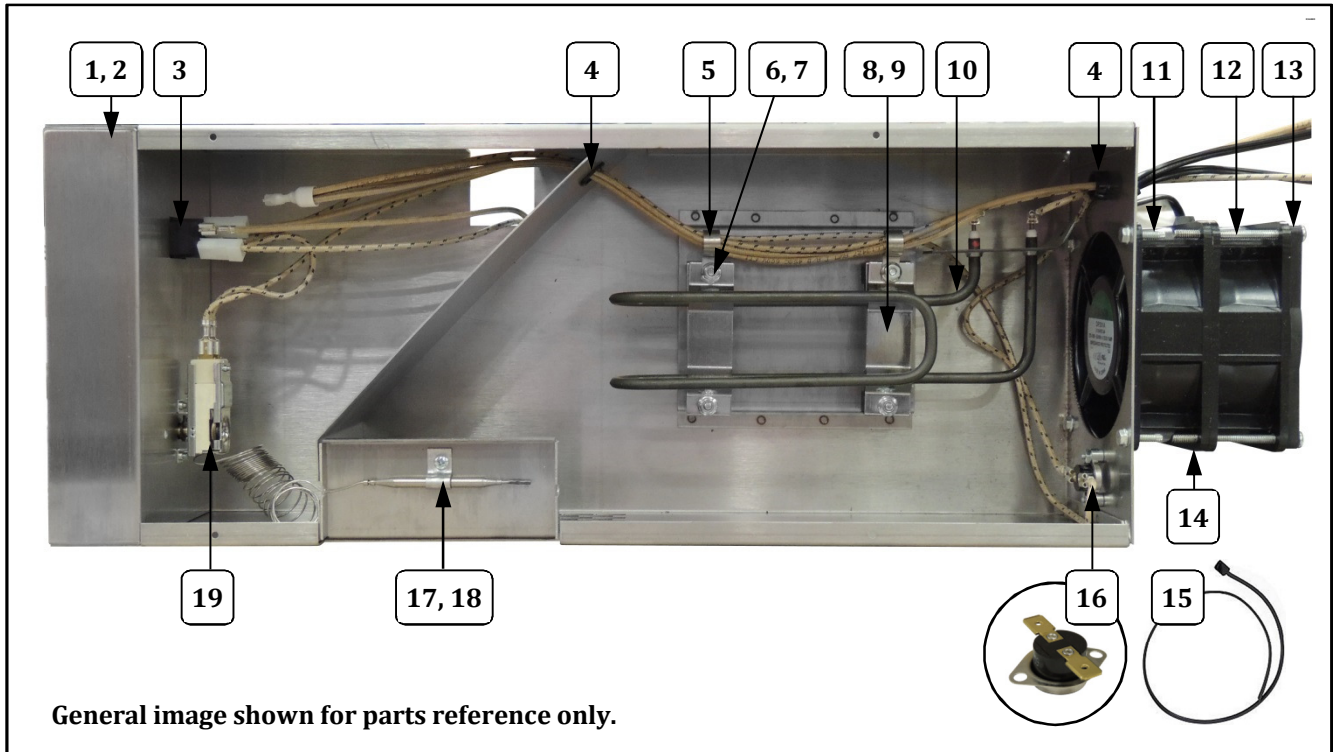
Item	Part Description	Part Number
		2445, 2446
1	CONTROL BOX WELDMENT (Left Hand)	39620
	RIGHT CONTROL BOX WELDMENT	39627
2	CONTROL BOX COVER (not shown)	39894
3	GREEN LIGHTED ROCKER SWITCH	42798
4	.625 BUSHING SNAP	47282
5	U-CLIP	55215
6	8-32 X 1/2 PH PAN W/SEMS	47124
7	8-32 SERRATED FLANGE NUT	61151
8	HEATER MOUNT (2 mount brackets under each element)	61134
9	HEATER CLAMP (holds element to mount brkt)	61133
10	120 VOLT 750 WATT HEAT ELEMENT (1 required for each control box)	39615
11	8-32 X 3/4 UNSL NON-IND	39008
12	8-32 X 2 PH PAN M/S 18-8	39012
13	FINGER GUARD	47200
14	AXIAL FAN (2 fans required for each control box)	40721
15	EXHAUST BLOWER PLUG AND CORD	47199
16	THERMOSTAT WARMER	47385
17	WIRE CLIP	76216
18	SCREW #8-32X3/8 PAN HD PH	74141
19	HEAT CONTROL	42617

Control Box – Interior View



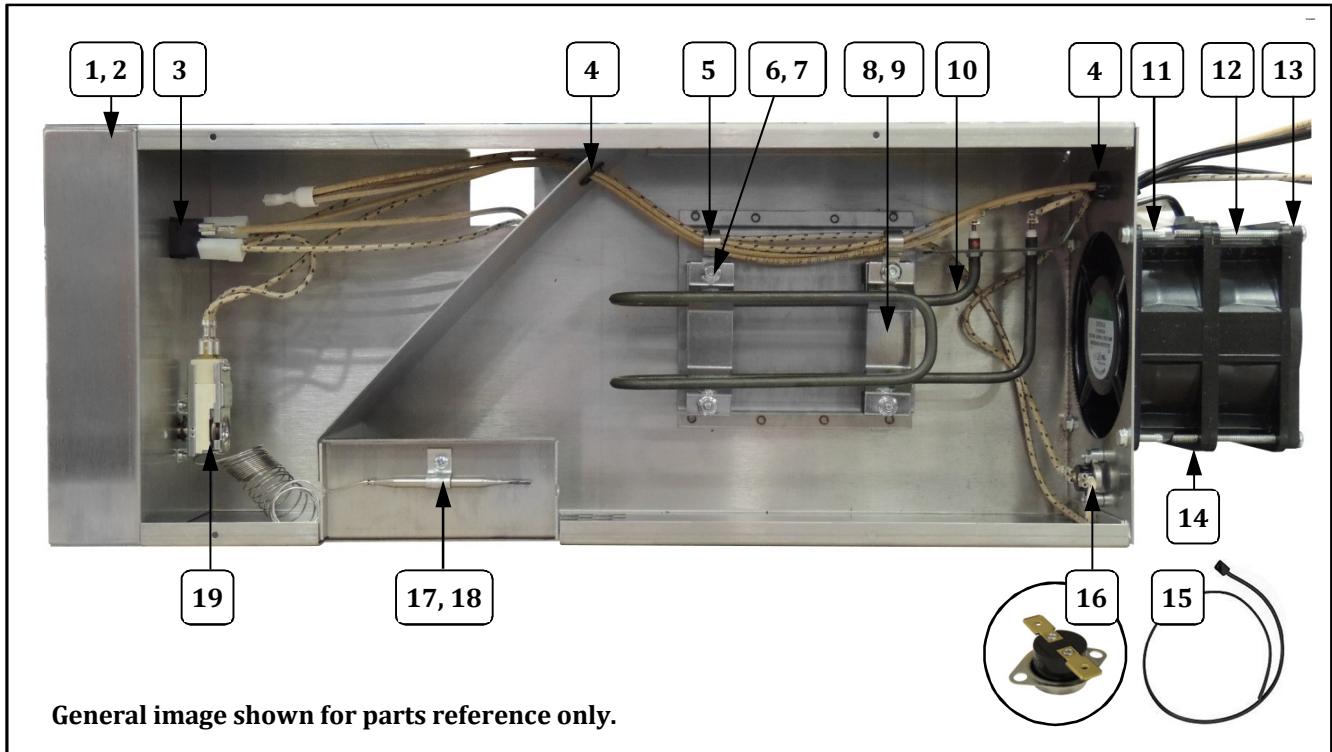
Item	Part Description	Part Number
		2445, 2446
1	CONTROL BOX WELDMENT (Left Hand)	39620
	RIGHT CONTROL BOX WELDMENT	39627
2	CONTROL BOX COVER (not shown)	39894
3	GREEN LIGHTED ROCKER SWITCH	42798
4	.625 BUSHING SNAP	47282
5	U-CLIP	55215
6	8-32 X 1/2 PH PAN W/SEMS	47124
7	8-32 SERRATED FLANGE NUT	61151
8	HEATER MOUNT (2 mount brackets under each element)	61134
9	HEATER CLAMP (holds element to mount brkt)	61133
10	120 VOLT 750 WATT HEAT ELEMENT (1 required for each control box)	39615
11	8-32 X 3/4 UNSL NON-IND	39008
12	8-32 X 2 PH PAN M/S 18-8	39012
13	FINGER GUARD	47200
14	AXIAL FAN (2 fans required for each control box)	40721
15	EXHAUST BLOWER PLUG AND CORD	47199
16	THERMOSTAT WARMER	47385
17	WIRE CLIP	76216
18	SCREW #8-32X3/8 PAN HD PH	74141
19	HEAT CONTROL	42617

Control Box – Interior View



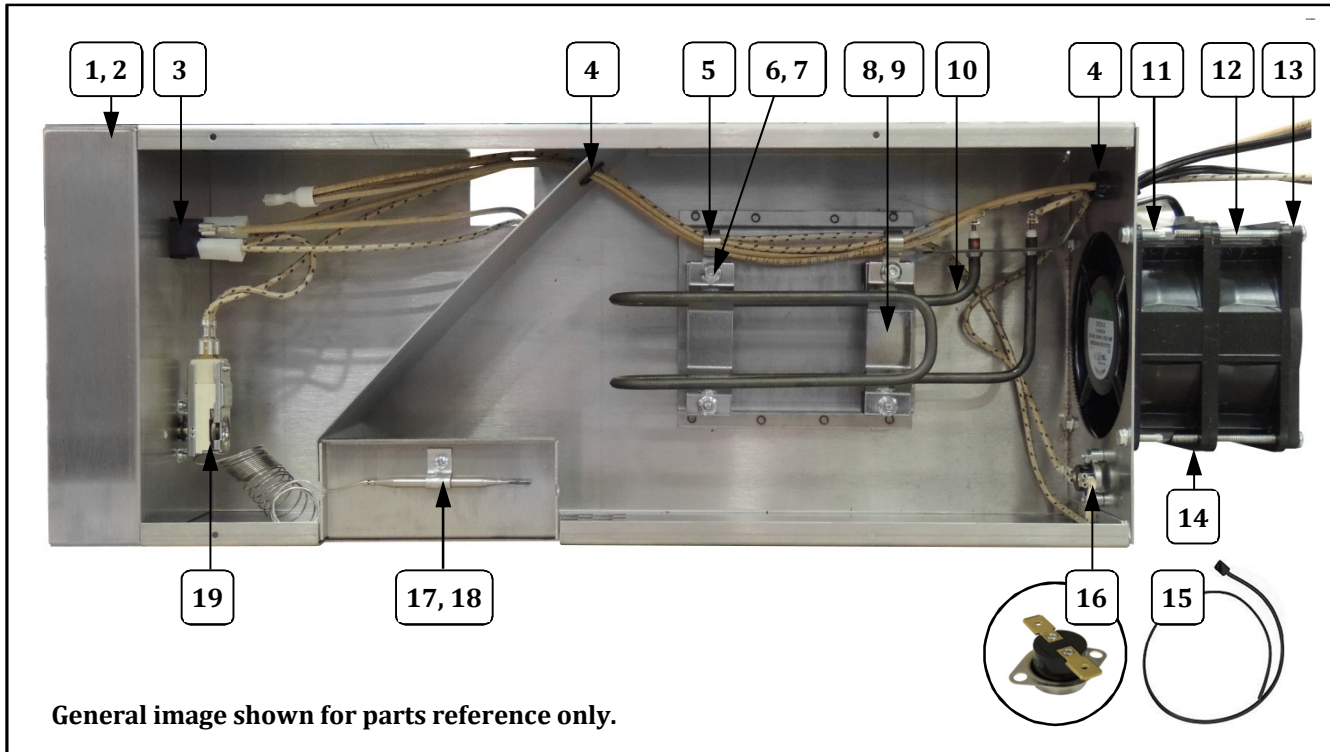
Item	Part Description	Part Number
		2445, 2446
1	CONTROL BOX WELDMENT (Left Hand)	39620
	RIGHT CONTROL BOX WELDMENT	39627
2	CONTROL BOX COVER (not shown)	39894
3	GREEN LIGHTED ROCKER SWITCH	42798
4	.625 BUSHING SNAP	47282
5	U-CLIP	55215
6	8-32 X 1/2 PH PAN W/SEMS	47124
7	8-32 SERRATED FLANGE NUT	61151
8	HEATER MOUNT (2 mount brackets under each element)	61134
9	HEATER CLAMP (holds element to mount brkt)	61133
10	120 VOLT 750 WATT HEAT ELEMENT (1 required for each control box)	39615
11	8-32 X 3/4 UNSL NON-IND	39008
12	8-32 X 2 PH PAN M/S 18-8	39012
13	FINGER GUARD	47200
14	AXIAL FAN (2 fans required for each control box)	40721
15	EXHAUST BLOWER PLUG AND CORD	47199
16	THERMOSTAT WARMER	47385
17	WIRE CLIP	76216
18	SCREW #8-32X3/8 PAN HD PH	74141
19	HEAT CONTROL	42617

Control Box – Interior View



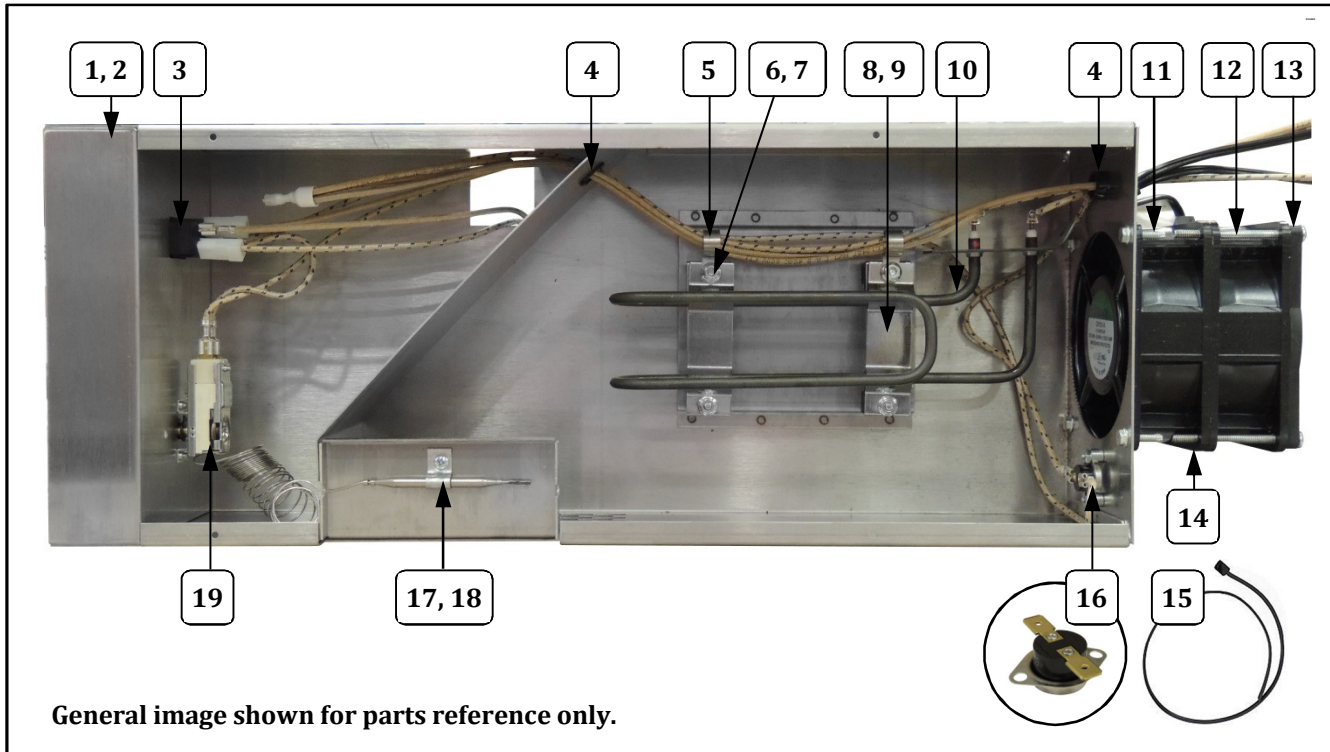
Item	Part Description	Part Number
		2445, 2446
1	CONTROL BOX WELDMENT (Left Hand)	39620
	RIGHT CONTROL BOX WELDMENT	39627
2	CONTROL BOX COVER (not shown)	39894
3	GREEN LIGHTED ROCKER SWITCH	42798
4	.625 BUSHING SNAP	47282
5	U-CLIP	55215
6	8-32 X 1/2 PH PAN W/SEMS	47124
7	8-32 SERRATED FLANGE NUT	61151
8	HEATER MOUNT (2 mount brackets under each element)	61134
9	HEATER CLAMP (holds element to mount brkt)	61133
10	120 VOLT 750 WATT HEAT ELEMENT (1 required for each control box)	39615
11	8-32 X 3/4 UNSL NON-IND	39008
12	8-32 X 2 PH PAN M/S 18-8	39012
13	FINGER GUARD	47200
14	AXIAL FAN (2 fans required for each control box)	40721
15	EXHAUST BLOWER PLUG AND CORD	47199
16	THERMOSTAT WARMER	47385
17	WIRE CLIP	76216
18	SCREW #8-32X3/8 PAN HD PH	74141
19	HEAT CONTROL	42617

Control Box – Interior View



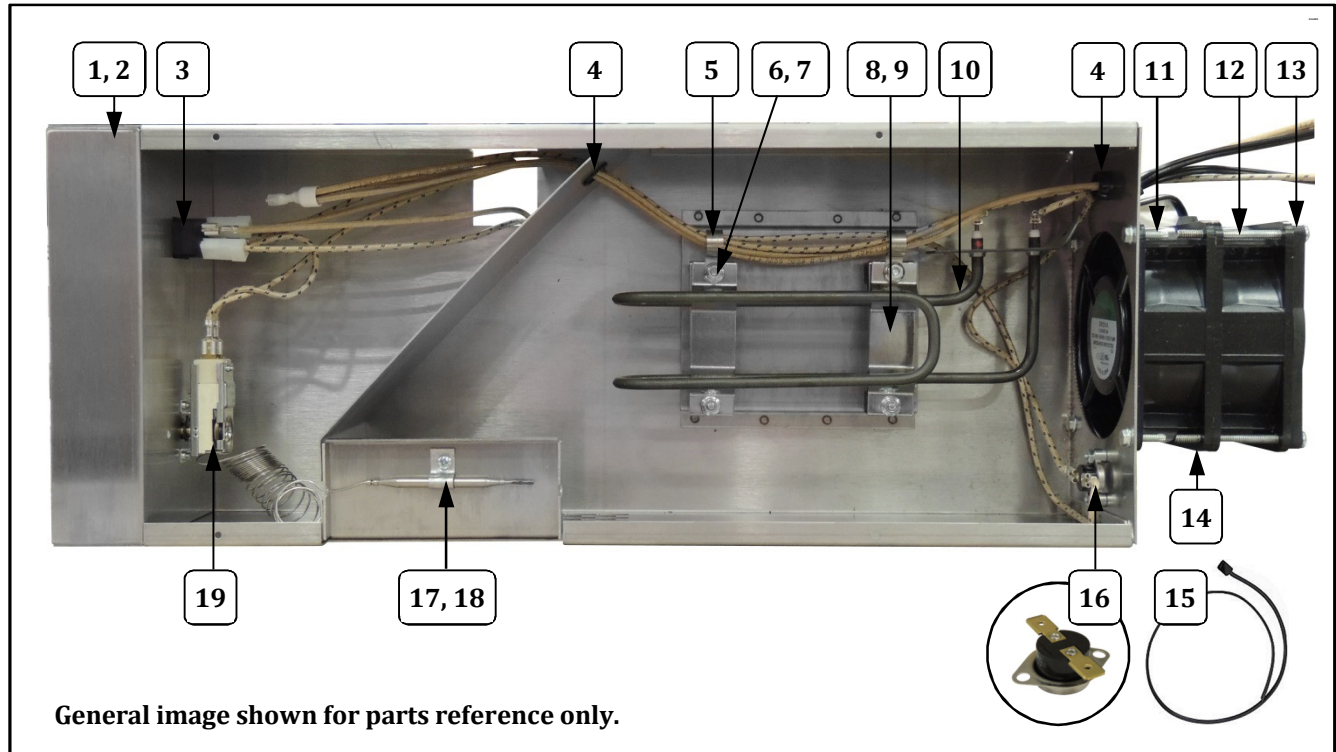
Item	Part Description	Part Number
		2445, 2446
1	CONTROL BOX WELDMENT (Left Hand)	39620
	RIGHT CONTROL BOX WELDMENT	39627
2	CONTROL BOX COVER (not shown)	39894
3	GREEN LIGHTED ROCKER SWITCH	42798
4	.625 BUSHING SNAP	47282
5	U-CLIP	55215
6	8-32 X 1/2 PH PAN W/SEMS	47124
7	8-32 SERRATED FLANGE NUT	61151
8	HEATER MOUNT (2 mount brackets under each element)	61134
9	HEATER CLAMP (holds element to mount brkt)	61133
10	120 VOLT 750 WATT HEAT ELEMENT (1 required for each control box)	39615
11	8-32 X 3/4 UNSL NON-IND	39008
12	8-32 X 2 PH PAN M/S 18-8	39012
13	FINGER GUARD	47200
14	AXIAL FAN (2 fans required for each control box)	40721
15	EXHAUST BLOWER PLUG AND CORD	47199
16	THERMOSTAT WARMER	47385
17	WIRE CLIP	76216
18	SCREW #8-32X3/8 PAN HD PH	74141
19	HEAT CONTROL	42617

Control Box – Interior View



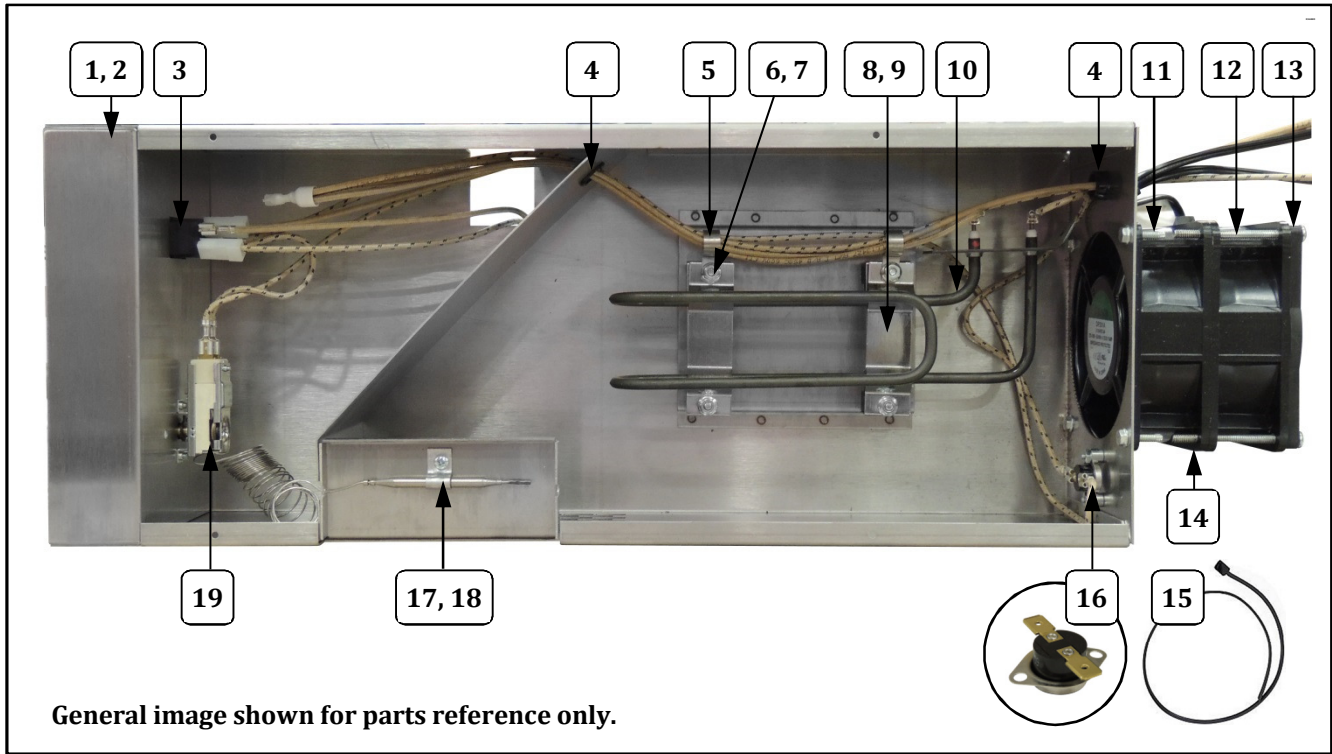
Item	Part Description	Part Number
		2445, 2446
1	CONTROL BOX WELDMENT (Left Hand)	39620
	RIGHT CONTROL BOX WELDMENT	39627
2	CONTROL BOX COVER (not shown)	39894
3	GREEN LIGHTED ROCKER SWITCH	42798
4	.625 BUSHING SNAP	47282
5	U-CLIP	55215
6	8-32 X 1/2 PH PAN W/SEMS	47124
7	8-32 SERRATED FLANGE NUT	61151
8	HEATER MOUNT (2 mount brackets under each element)	61134
9	HEATER CLAMP (holds element to mount brkt)	61133
10	120 VOLT 750 WATT HEAT ELEMENT (1 required for each control box)	39615
11	8-32 X 3/4 UNSL NON-IND	39008
12	8-32 X 2 PH PAN M/S 18-8	39012
13	FINGER GUARD	47200
14	AXIAL FAN (2 fans required for each control box)	40721
15	EXHAUST BLOWER PLUG AND CORD	47199
16	THERMOSTAT WARMER	47385
17	WIRE CLIP	76216
18	SCREW #8-32X3/8 PAN HD PH	74141
19	HEAT CONTROL	42617

Control Box – Interior View



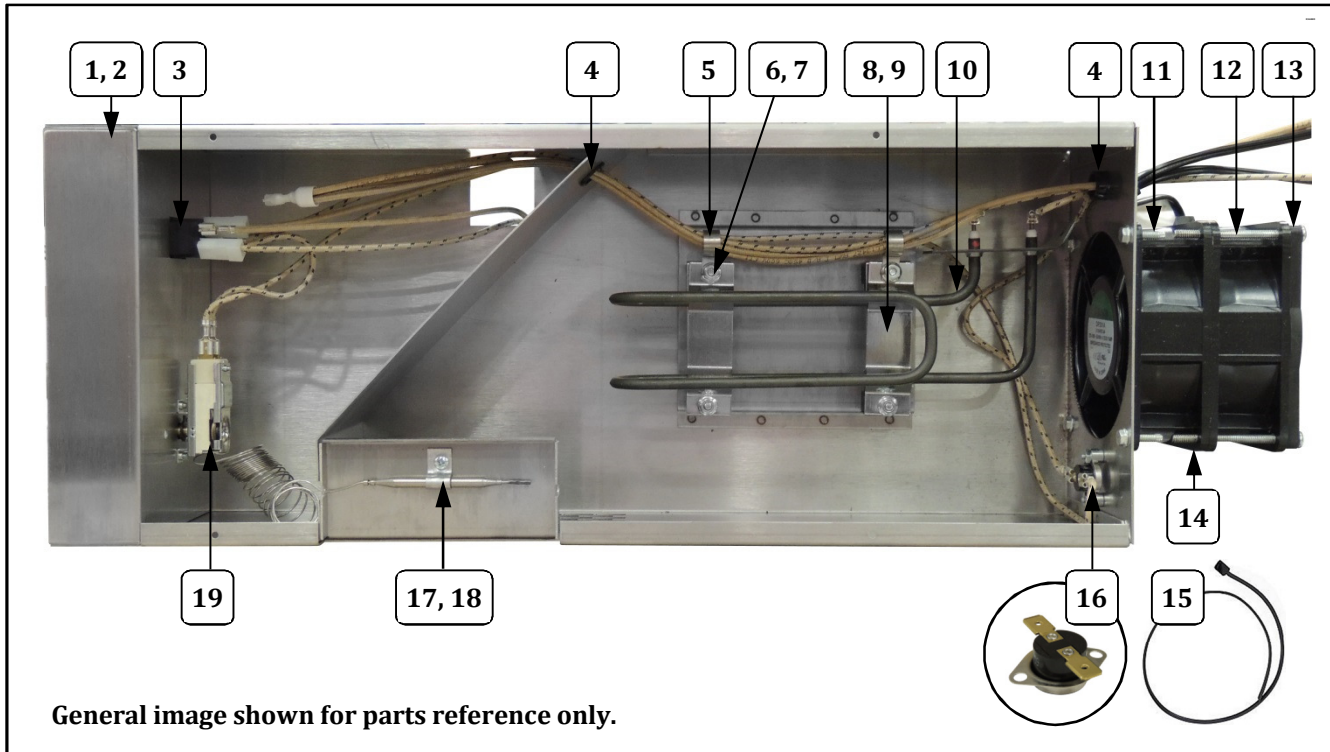
Item	Part Description	Part Number
		2445, 2446
1	CONTROL BOX WELDMENT (Left Hand)	39620
	RIGHT CONTROL BOX WELDMENT	39627
2	CONTROL BOX COVER (not shown)	39894
3	GREEN LIGHTED ROCKER SWITCH	42798
4	.625 BUSHING SNAP	47282
5	U-CLIP	55215
6	8-32 X 1/2 PH PAN W/SEMS	47124
7	8-32 SERRATED FLANGE NUT	61151
8	HEATER MOUNT (2 mount brackets under each element)	61134
9	HEATER CLAMP (holds element to mount brkt)	61133
10	120 VOLT 750 WATT HEAT ELEMENT (1 required for each control box)	39615
11	8-32 X 3/4 UNSL NON-IND	39008
12	8-32 X 2 PH PAN M/S 18-8	39012
13	FINGER GUARD	47200
14	AXIAL FAN (2 fans required for each control box)	40721
15	EXHAUST BLOWER PLUG AND CORD	47199
16	THERMOSTAT WARMER	47385
17	WIRE CLIP	76216
18	SCREW #8-32X3/8 PAN HD PH	74141
19	HEAT CONTROL	42617

Control Box – Interior View



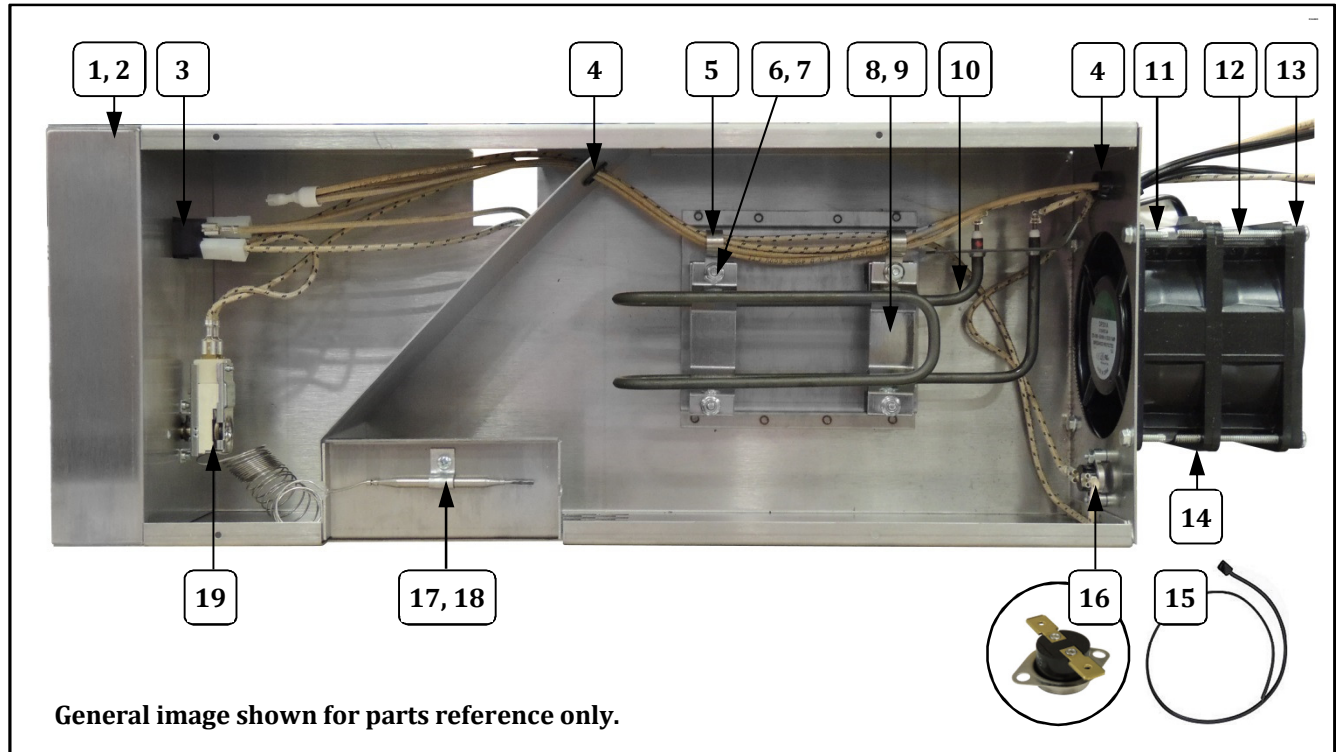
Item	Part Description	Part Number
		2445, 2446
1	CONTROL BOX WELDMENT (Left Hand)	39620
	RIGHT CONTROL BOX WELDMENT	39627
2	CONTROL BOX COVER (not shown)	39894
3	GREEN LIGHTED ROCKER SWITCH	42798
4	.625 BUSHING SNAP	47282
5	U-CLIP	55215
6	8-32 X 1/2 PH PAN W/SEMS	47124
7	8-32 SERRATED FLANGE NUT	61151
8	HEATER MOUNT (2 mount brackets under each element)	61134
9	HEATER CLAMP (holds element to mount brkt)	61133
10	120 VOLT 750 WATT HEAT ELEMENT (1 required for each control box)	39615
11	8-32 X 3/4 UNSL NON-IND	39008
12	8-32 X 2 PH PAN M/S 18-8	39012
13	FINGER GUARD	47200
14	AXIAL FAN (2 fans required for each control box)	40721
15	EXHAUST BLOWER PLUG AND CORD	47199
16	THERMOSTAT WARMER	47385
17	WIRE CLIP	76216
18	SCREW #8-32X3/8 PAN HD PH	74141
19	HEAT CONTROL	42617

Control Box – Interior View



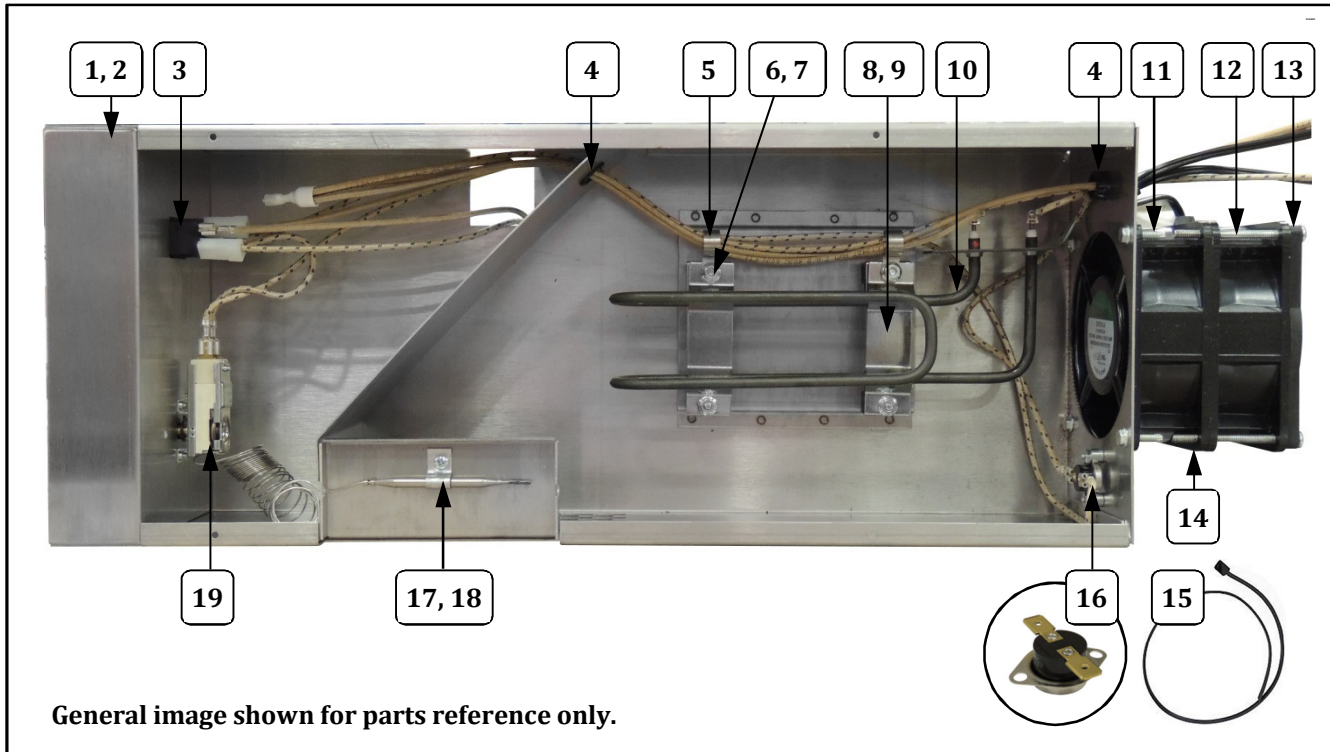
Item	Part Description	Part Number
		2445, 2446
1	CONTROL BOX WELDMENT (Left Hand)	39620
	RIGHT CONTROL BOX WELDMENT	39627
2	CONTROL BOX COVER (not shown)	39894
3	GREEN LIGHTED ROCKER SWITCH	42798
4	.625 BUSHING SNAP	47282
5	U-CLIP	55215
6	8-32 X 1/2 PH PAN W/SEMS	47124
7	8-32 SERRATED FLANGE NUT	61151
8	HEATER MOUNT (2 mount brackets under each element)	61134
9	HEATER CLAMP (holds element to mount brkt)	61133
10	120 VOLT 750 WATT HEAT ELEMENT (1 required for each control box)	39615
11	8-32 X 3/4 UNSL NON-IND	39008
12	8-32 X 2 PH PAN M/S 18-8	39012
13	FINGER GUARD	47200
14	AXIAL FAN (2 fans required for each control box)	40721
15	EXHAUST BLOWER PLUG AND CORD	47199
16	THERMOSTAT WARMER	47385
17	WIRE CLIP	76216
18	SCREW #8-32X3/8 PAN HD PH	74141
19	HEAT CONTROL	42617

Control Box – Interior View



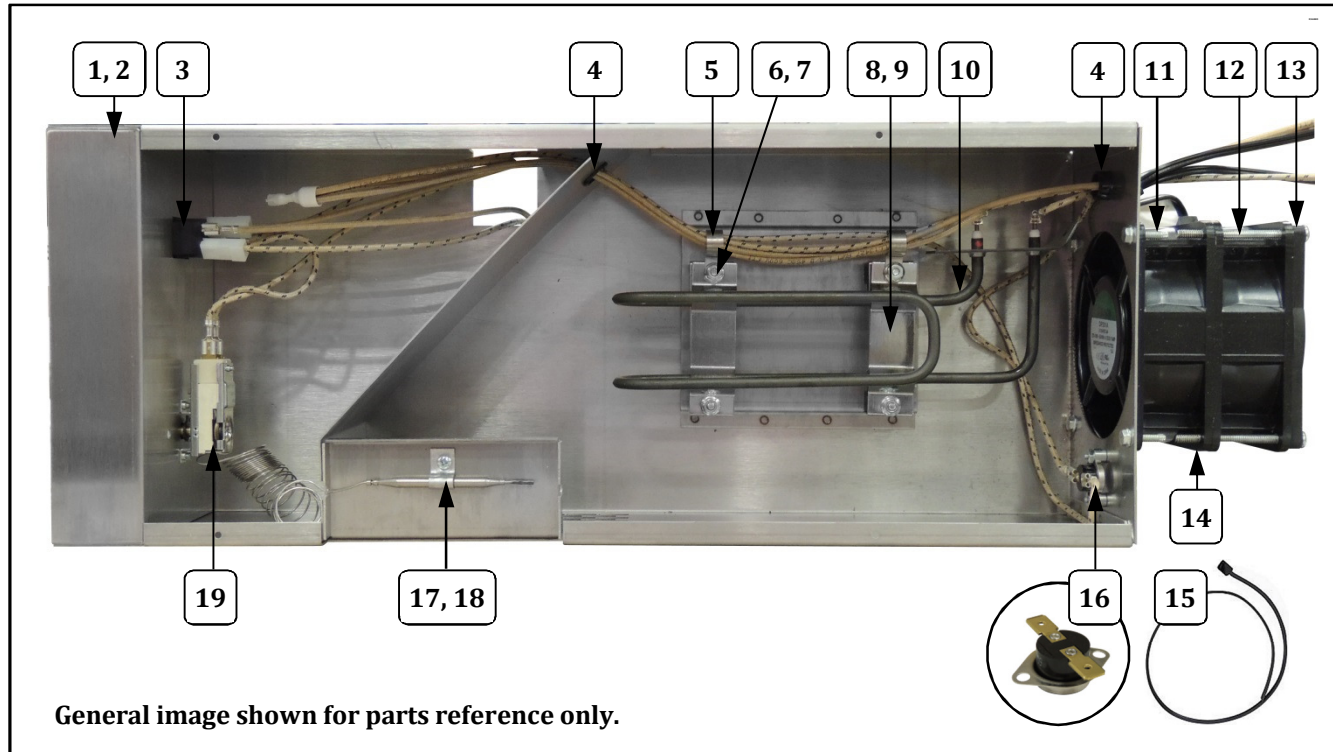
Item	Part Description	Part Number
		2445, 2446
1	CONTROL BOX WELDMENT (Left Hand)	39620
	RIGHT CONTROL BOX WELDMENT	39627
2	CONTROL BOX COVER (not shown)	39894
3	GREEN LIGHTED ROCKER SWITCH	42798
4	.625 BUSHING SNAP	47282
5	U-CLIP	55215
6	8-32 X 1/2 PH PAN W/SEMS	47124
7	8-32 SERRATED FLANGE NUT	61151
8	HEATER MOUNT (2 mount brackets under each element)	61134
9	HEATER CLAMP (holds element to mount brkt)	61133
10	120 VOLT 750 WATT HEAT ELEMENT (1 required for each control box)	39615
11	8-32 X 3/4 UNSL NON-IND	39008
12	8-32 X 2 PH PAN M/S 18-8	39012
13	FINGER GUARD	47200
14	AXIAL FAN (2 fans required for each control box)	40721
15	EXHAUST BLOWER PLUG AND CORD	47199
16	THERMOSTAT WARMER	47385
17	WIRE CLIP	76216
18	SCREW #8-32X3/8 PAN HD PH	74141
19	HEAT CONTROL	42617

Control Box – Interior View



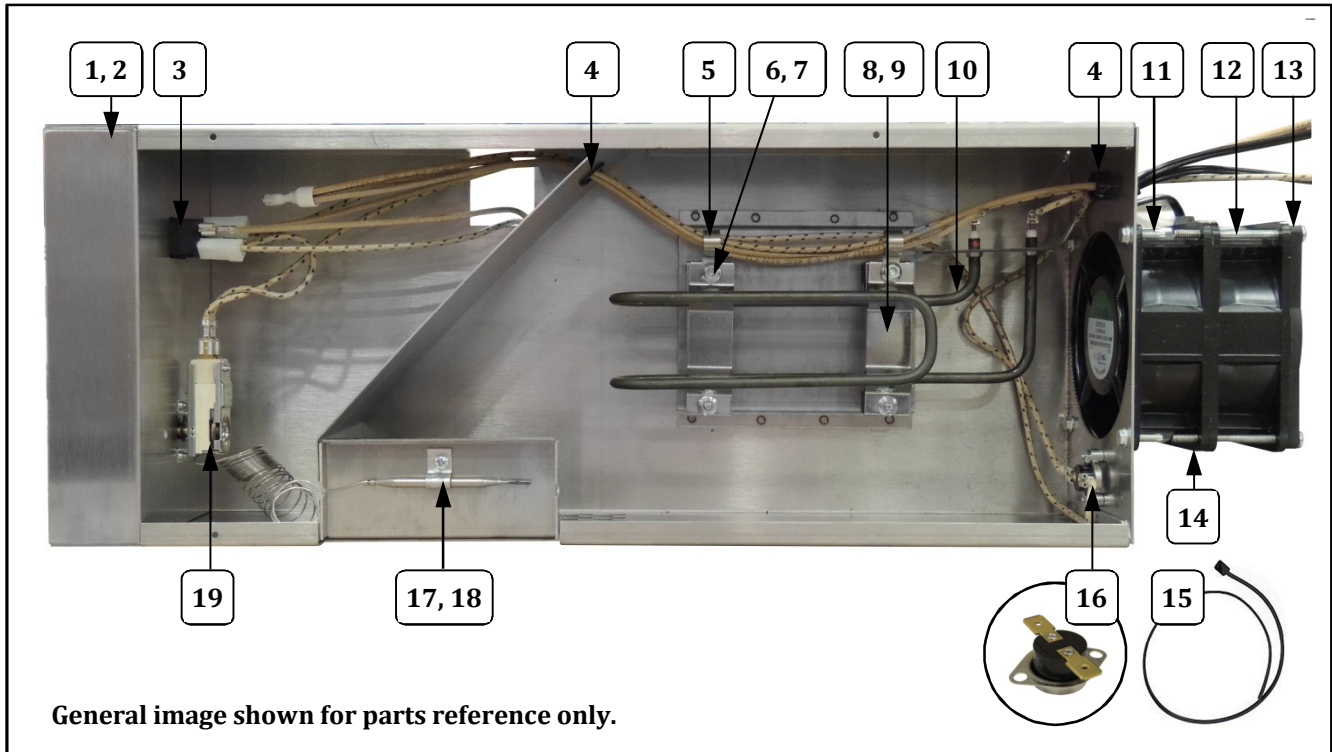
Item	Part Description	Part Number
		2445, 2446
1	CONTROL BOX WELDMENT (Left Hand)	39620
	RIGHT CONTROL BOX WELDMENT	39627
2	CONTROL BOX COVER (not shown)	39894
3	GREEN LIGHTED ROCKER SWITCH	42798
4	.625 BUSHING SNAP	47282
5	U-CLIP	55215
6	8-32 X 1/2 PH PAN W/SEMS	47124
7	8-32 SERRATED FLANGE NUT	61151
8	HEATER MOUNT (2 mount brackets under each element)	61134
9	HEATER CLAMP (holds element to mount brkt)	61133
10	120 VOLT 750 WATT HEAT ELEMENT (1 required for each control box)	39615
11	8-32 X 3/4 UNSL NON-IND	39008
12	8-32 X 2 PH PAN M/S 18-8	39012
13	FINGER GUARD	47200
14	AXIAL FAN (2 fans required for each control box)	40721
15	EXHAUST BLOWER PLUG AND CORD	47199
16	THERMOSTAT WARMER	47385
17	WIRE CLIP	76216
18	SCREW #8-32X3/8 PAN HD PH	74141
19	HEAT CONTROL	42617

Control Box – Interior View



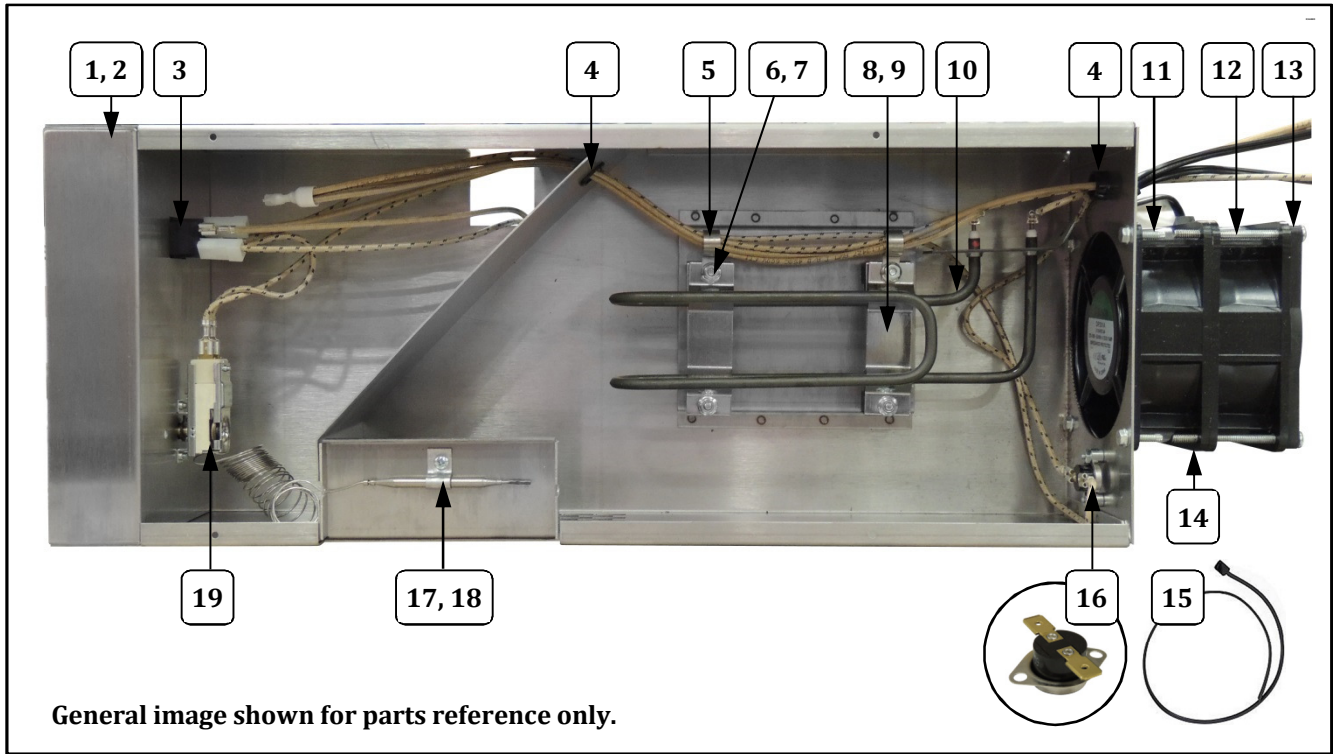
Item	Part Description	Part Number
		2445, 2446
1	CONTROL BOX WELDMENT (Left Hand)	39620
	RIGHT CONTROL BOX WELDMENT	39627
2	CONTROL BOX COVER (not shown)	39894
3	GREEN LIGHTED ROCKER SWITCH	42798
4	.625 BUSHING SNAP	47282
5	U-CLIP	55215
6	8-32 X 1/2 PH PAN W/SEMS	47124
7	8-32 SERRATED FLANGE NUT	61151
8	HEATER MOUNT (2 mount brackets under each element)	61134
9	HEATER CLAMP (holds element to mount brkt)	61133
10	120 VOLT 750 WATT HEAT ELEMENT (1 required for each control box)	39615
11	8-32 X 3/4 UNSL NON-IND	39008
12	8-32 X 2 PH PAN M/S 18-8	39012
13	FINGER GUARD	47200
14	AXIAL FAN (2 fans required for each control box)	40721
15	EXHAUST BLOWER PLUG AND CORD	47199
16	THERMOSTAT WARMER	47385
17	WIRE CLIP	76216
18	SCREW #8-32X3/8 PAN HD PH	74141
19	HEAT CONTROL	42617

Control Box – Interior View



Item	Part Description	Part Number
		2445, 2446
1	CONTROL BOX WELDMENT (Left Hand)	39620
	RIGHT CONTROL BOX WELDMENT	39627
2	CONTROL BOX COVER (not shown)	39894
3	GREEN LIGHTED ROCKER SWITCH	42798
4	.625 BUSHING SNAP	47282
5	U-CLIP	55215
6	8-32 X 1/2 PH PAN W/SEMS	47124
7	8-32 SERRATED FLANGE NUT	61151
8	HEATER MOUNT (2 mount brackets under each element)	61134
9	HEATER CLAMP (holds element to mount brkt)	61133
10	120 VOLT 750 WATT HEAT ELEMENT (1 required for each control box)	39615
11	8-32 X 3/4 UNSL NON-IND	39008
12	8-32 X 2 PH PAN M/S 18-8	39012
13	FINGER GUARD	47200
14	AXIAL FAN (2 fans required for each control box)	40721
15	EXHAUST BLOWER PLUG AND CORD	47199
16	THERMOSTAT WARMER	47385
17	WIRE CLIP	76216
18	SCREW #8-32X3/8 PAN HD PH	74141
19	HEAT CONTROL	42617

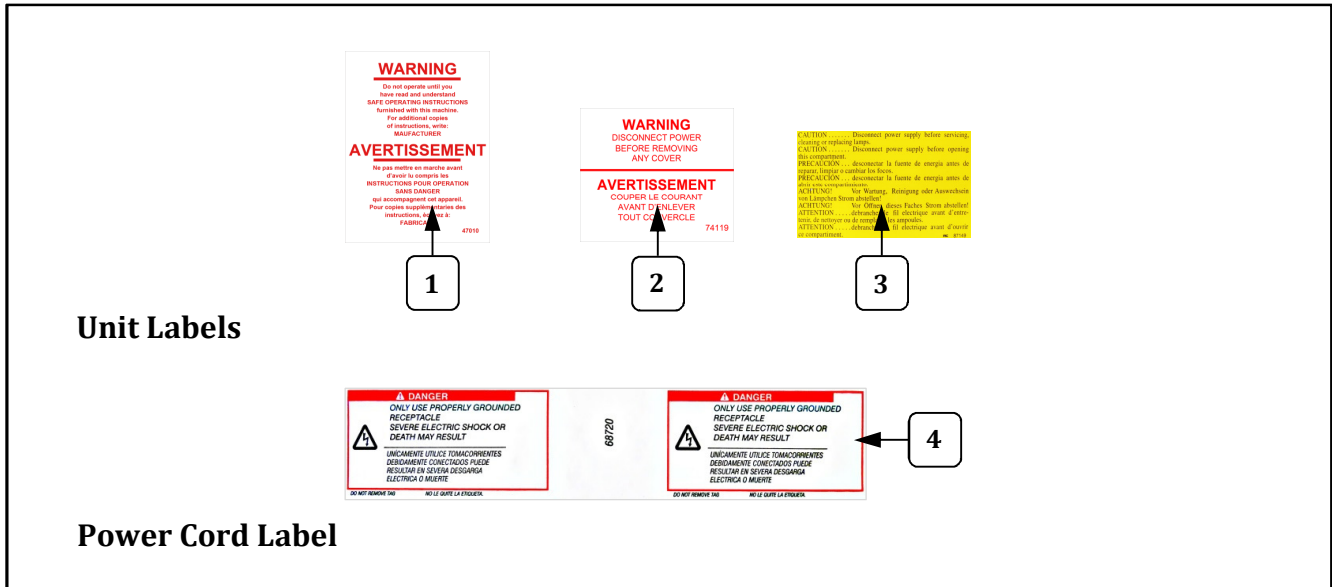
Control Box – Interior View



Item	Part Description	Part Number
		2445, 2446
1	CONTROL BOX WELDMENT (Left Hand)	39620
	RIGHT CONTROL BOX WELDMENT	39627
2	CONTROL BOX COVER (not shown)	39894
3	GREEN LIGHTED ROCKER SWITCH	42798
4	.625 BUSHING SNAP	47282
5	U-CLIP	55215
6	8-32 X 1/2 PH PAN W/SEMS	47124
7	8-32 SERRATED FLANGE NUT	61151
8	HEATER MOUNT (2 mount brackets under each element)	61134
9	HEATER CLAMP (holds element to mount brkt)	61133
10	120 VOLT 750 WATT HEAT ELEMENT (1 required for each control box)	39615
11	8-32 X 3/4 UNSL NON-IND	39008
12	8-32 X 2 PH PAN M/S 18-8	39012
13	FINGER GUARD	47200
14	AXIAL FAN (2 fans required for each control box)	40721
15	EXHAUST BLOWER PLUG AND CORD	47199
16	THERMOSTAT WARMER	47385
17	WIRE CLIP	76216
18	SCREW #8-32X3/8 PAN HD PH	74141
19	HEAT CONTROL	42617



Safety Labels



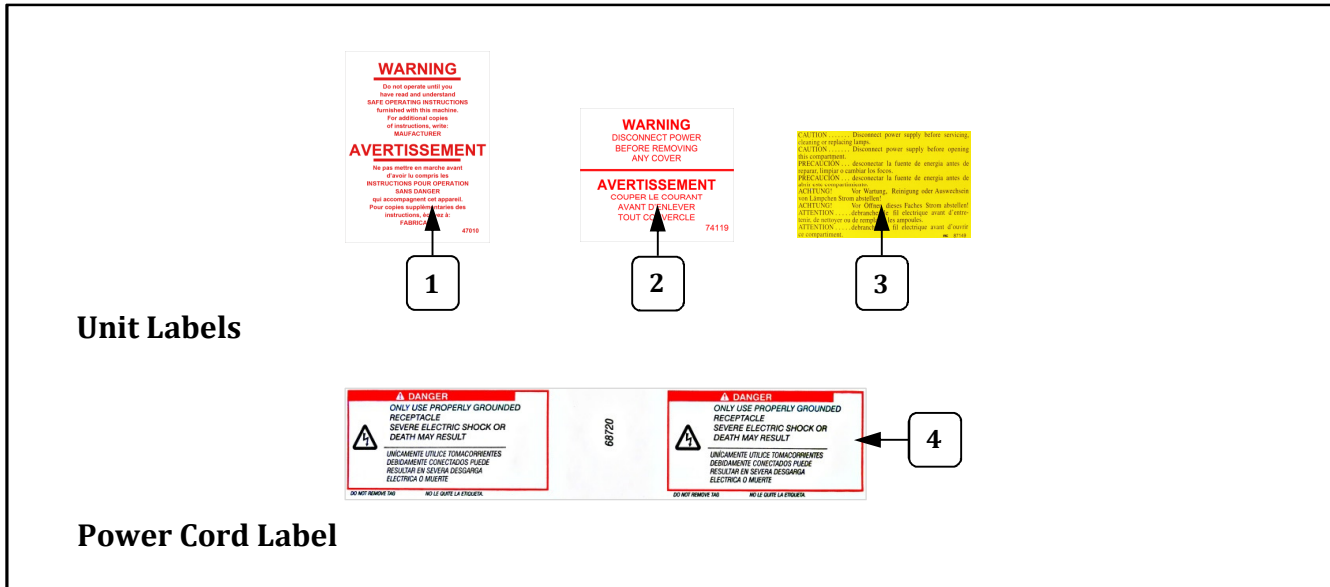
Unit Labels

Power Cord Label

Item	Part Description	Part Number
		All Models
1	LABEL SAFE OPERATING INST	47010
2	LBL WARN DISCONNECT POWER	74119
3	LBL CAUTION DISCONNECT PR	87149
4	WARNING LABEL CORD	68720



Safety Labels



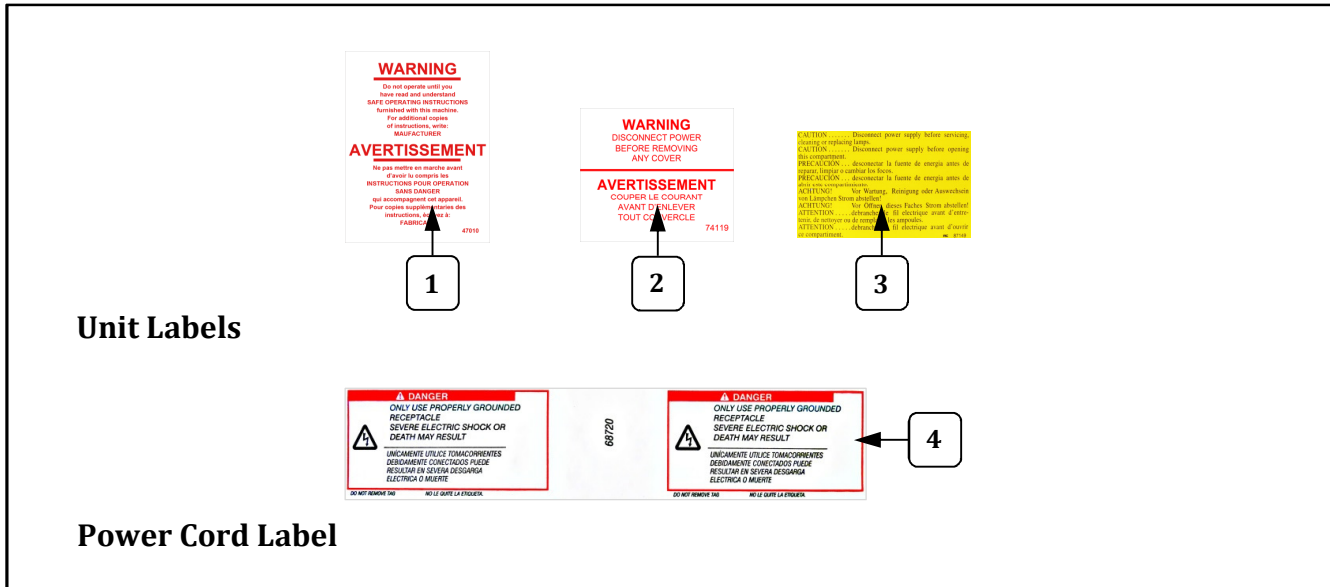
Unit Labels

Power Cord Label

Item	Part Description	Part Number
		All Models
1	LABEL SAFE OPERATING INST	47010
2	LBL WARN DISCONNECT POWER	74119
3	LBL CAUTION DISCONNECT PR	87149
4	WARNING LABEL CORD	68720



Safety Labels



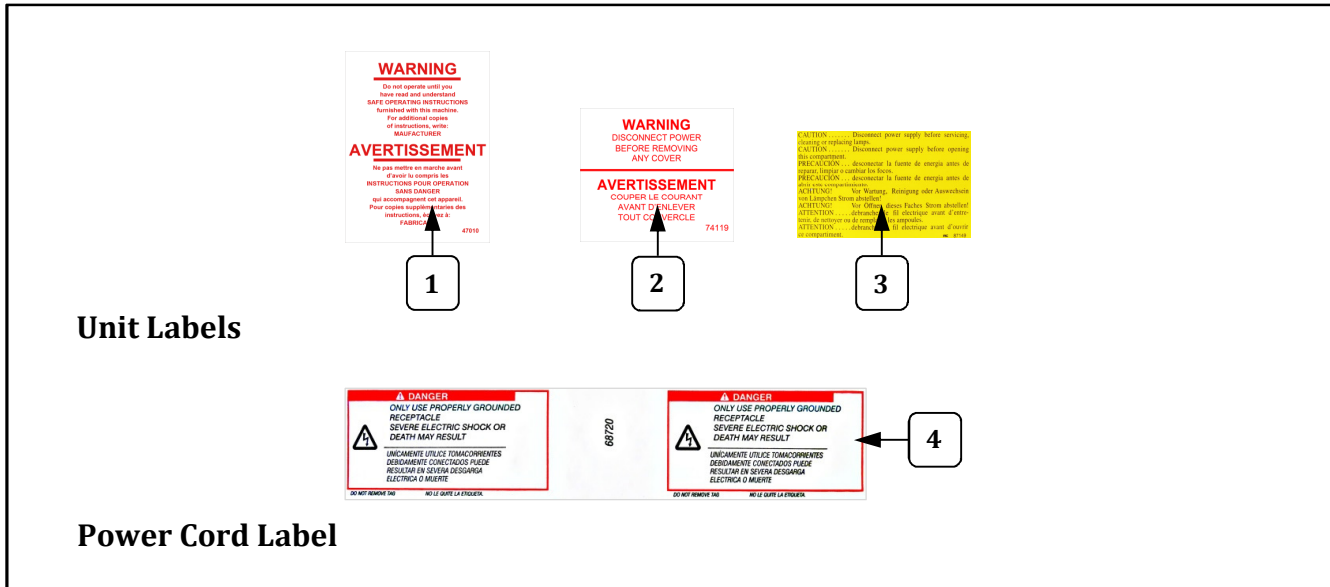
Unit Labels

Power Cord Label

Item	Part Description	Part Number
		All Models
1	LABEL SAFE OPERATING INST	47010
2	LBL WARN DISCONNECT POWER	74119
3	LBL CAUTION DISCONNECT PR	87149
4	WARNING LABEL CORD	68720



Safety Labels



Unit Labels

Power Cord Label

Item	Part Description	Part Number
		All Models
1	LABEL SAFE OPERATING INST	47010
2	LBL WARN DISCONNECT POWER	74119
3	LBL CAUTION DISCONNECT PR	87149
4	WARNING LABEL CORD	68720