



## Dome Assembly, Fluorescent Light




Item	Part No.	Description
1	41020	Light Tube Holder
2	82473	Sign Glass with Graphics (48" & 60" Base)
	82719	Sign Glass with Graphics (72" Base)
3	82109	Light Ballast (48" & 60" Base)
	82414	Light Ballast - Export (48" & 60" Base)
	48777	Light Ballast (72" Base)
4	41508	Starter (48" & 60" Base)
5	41021	Light Tube Holder for Starter
6	47726	Molded Plug

## Dome Assembly, Fluorescent Light




Item	Part No.	Description
1	41020	Light Tube Holder
2	82473	Sign Glass with Graphics (48" & 60" Base)
	82719	Sign Glass with Graphics (72" Base)
3	82109	Light Ballast (48" & 60" Base)
	82414	Light Ballast - Export (48" & 60" Base)
	48777	Light Ballast (72" Base)
4	41508	Starter (48" & 60" Base)
5	41021	Light Tube Holder for Starter
6	47726	Molded Plug

## Dome Assembly, Fluorescent Light




Item	Part No.	Description
1	41020	Light Tube Holder
2	82473	Sign Glass with Graphics (48" & 60" Base)
	82719	Sign Glass with Graphics (72" Base)
3	82109	Light Ballast (48" & 60" Base)
	82414	Light Ballast - Export (48" & 60" Base)
	48777	Light Ballast (72" Base)
4	41508	Starter (48" & 60" Base)
5	41021	Light Tube Holder for Starter
6	47726	Molded Plug

## Dome Assembly, Fluorescent Light




Item	Part No.	Description
1	41020	Light Tube Holder
2	82473	Sign Glass with Graphics (48" & 60" Base)
	82719	Sign Glass with Graphics (72" Base)
3	82109	Light Ballast (48" & 60" Base)
	82414	Light Ballast - Export (48" & 60" Base)
	48777	Light Ballast (72" Base)
4	41508	Starter (48" & 60" Base)
5	41021	Light Tube Holder for Starter
6	47726	Molded Plug

## Dome Assembly, Fluorescent Light




Item	Part No.	Description
1	41020	Light Tube Holder
2	82473	Sign Glass with Graphics (48" & 60" Base)
	82719	Sign Glass with Graphics (72" Base)
3	82109	Light Ballast (48" & 60" Base)
	82414	Light Ballast - Export (48" & 60" Base)
	48777	Light Ballast (72" Base)
4	41508	Starter (48" & 60" Base)
5	41021	Light Tube Holder for Starter
6	47726	Molded Plug

## Dome Assembly, Fluorescent Light




Item	Part No.	Description
1	41020	Light Tube Holder
2	82473	Sign Glass with Graphics (48" & 60" Base)
	82719	Sign Glass with Graphics (72" Base)
3	82109	Light Ballast (48" & 60" Base)
	82414	Light Ballast - Export (48" & 60" Base)
	48777	Light Ballast (72" Base)
4	41508	Starter (48" & 60" Base)
5	41021	Light Tube Holder for Starter
6	47726	Molded Plug

## Dome Assembly, Fluorescent Light




Item	Part No.	Description
1	41020	Light Tube Holder
2	82473	Sign Glass with Graphics (48" & 60" Base)
	82719	Sign Glass with Graphics (72" Base)
3	82109	Light Ballast (48" & 60" Base)
	82414	Light Ballast - Export (48" & 60" Base)
	48777	Light Ballast (72" Base)
4	41508	Starter (48" & 60" Base)
5	41021	Light Tube Holder for Starter
6	47726	Molded Plug

## Dome Assembly, Fluorescent Light




Item	Part No.	Description
1	41020	Light Tube Holder
2	82473	Sign Glass with Graphics (48" & 60" Base)
	82719	Sign Glass with Graphics (72" Base)
3	82109	Light Ballast (48" & 60" Base)
	82414	Light Ballast - Export (48" & 60" Base)
	48777	Light Ballast (72" Base)
4	41508	Starter (48" & 60" Base)
5	41021	Light Tube Holder for Starter
6	47726	Molded Plug

## Dome Assembly, Fluorescent Light




Item	Part No.	Description
1	41020	Light Tube Holder
2	82473	Sign Glass with Graphics (48" & 60" Base)
	82719	Sign Glass with Graphics (72" Base)
3	82109	Light Ballast (48" & 60" Base)
	82414	Light Ballast - Export (48" & 60" Base)
	48777	Light Ballast (72" Base)
4	41508	Starter (48" & 60" Base)
5	41021	Light Tube Holder for Starter
6	47726	Molded Plug

## Dome Assembly, LED/Neon Light




Item	Part No.	Description
1	<a href="#">47726</a>	Molded Plug
2	<a href="#">55231</a>	12 Volt Power Supply
3	55233	Power Supply Bracket Assy
4	<a href="#">67418</a>	Clear Sign Cover (included with <a href="#">67524</a> )
5	<a href="#">67524</a>	LED Sign Assembly Complete
6	<a href="#">67488</a>	Sign Brackets (x2)

## Dome Assembly, LED/Neon Light




Item	Part No.	Description
1	<a href="#">47726</a>	Molded Plug
2	<a href="#">55231</a>	12 Volt Power Supply
3	55233	Power Supply Bracket Assy
4	<a href="#">67418</a>	Clear Sign Cover (included with <a href="#">67524</a> )
5	<a href="#">67524</a>	LED Sign Assembly Complete
6	<a href="#">67488</a>	Sign Brackets (x2)

## Dome Assembly, LED/Neon Light




Item	Part No.	Description
1	<a href="#">47726</a>	Molded Plug
2	<a href="#">55231</a>	12 Volt Power Supply
3	55233	Power Supply Bracket Assy
4	<a href="#">67418</a>	Clear Sign Cover (included with <a href="#">67524</a> )
5	<a href="#">67524</a>	LED Sign Assembly Complete
6	<a href="#">67488</a>	Sign Brackets (x2)

## Dome Assembly, LED/Neon Light




Item	Part No.	Description
1	<a href="#">47726</a>	Molded Plug
2	<a href="#">55231</a>	12 Volt Power Supply
3	55233	Power Supply Bracket Assy
4	<a href="#">67418</a>	Clear Sign Cover (included with <a href="#">67524</a> )
5	<a href="#">67524</a>	LED Sign Assembly Complete
6	<a href="#">67488</a>	Sign Brackets (x2)

## Dome Assembly, LED/Neon Light



Item	Part No.	Description
1	<a href="#">47726</a>	Molded Plug
2	<a href="#">55231</a>	12 Volt Power Supply
3	55233	Power Supply Bracket Assy
4	<a href="#">67418</a>	Clear Sign Cover (included with <a href="#">67524</a> )
5	<a href="#">67524</a>	LED Sign Assembly Complete
6	<a href="#">67488</a>	Sign Brackets (x2)

## Dome Assembly, LED/Neon Light



Item	Part No.	Description
1	<a href="#">47726</a>	Molded Plug
2	<a href="#">55231</a>	12 Volt Power Supply
3	55233	Power Supply Bracket Assy
4	<a href="#">67418</a>	Clear Sign Cover (included with <a href="#">67524</a> )
5	<a href="#">67524</a>	LED Sign Assembly Complete
6	<a href="#">67488</a>	Sign Brackets (x2)

## Dome Assembly, LED



Item	Part No.	Description
1	<a href="#">82473</a>	Popcorn Sign w/Graphics
2	<a href="#">55350</a>	24V/25W Power Supply
3	<a href="#">47726</a>	Molded Plug
4	<a href="#">55379</a>	LED Strip (x3)

## Dome Assembly, LED



Item	Part No.	Description
1	<a href="#">82473</a>	Popcorn Sign w/Graphics
2	<a href="#">55350</a>	24V/25W Power Supply
3	<a href="#">47726</a>	Molded Plug
4	<a href="#">55379</a>	LED Strip (x3)

## Dome Assembly, LED



Item	Part No.	Description
1	<a href="#">82473</a>	Popcorn Sign w/Graphics
2	<a href="#">55350</a>	24V/25W Power Supply
3	<a href="#">47726</a>	Molded Plug
4	<a href="#">55379</a>	LED Strip (x3)

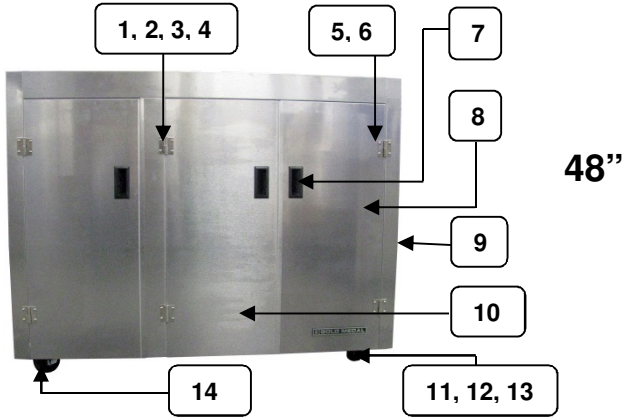
## Dome Assembly, LED



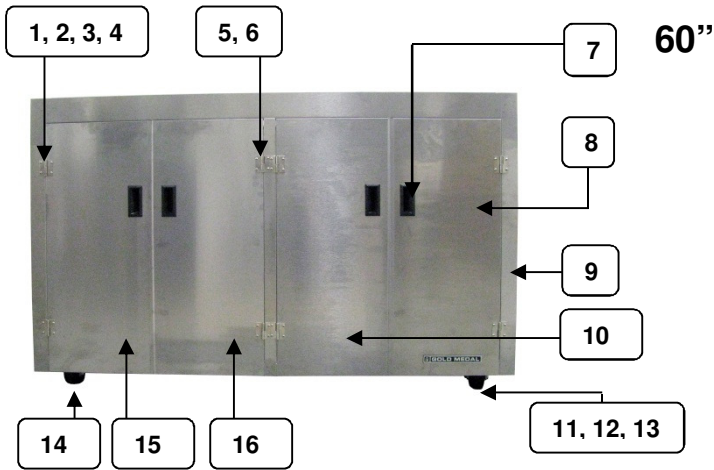
Item	Part No.	Description
1	<a href="#">82473</a>	Popcorn Sign w/Graphics
2	<a href="#">55350</a>	24V/25W Power Supply
3	<a href="#">47726</a>	Molded Plug
4	<a href="#">55379</a>	LED Strip (x3)

## Grand & Twin Grand Pop-O-Golds


### Exterior Base Components



Item	Part No.	Description
1	41349	Male Hinge Short Left
2	41355	Female Hinge Left
3	42226	Hinge Screw (2/Hinge) 8-32x1/2"
4	74146	Hinge Nut (2/Hinge) 8-32
5	41350	Male Hinge Short Right
6	41354	Female Hinge Right
7	82698	Flush Mount Handle
8	82812	Right Door w/o Facing Strip
9	67804	Snap Bushing
10	82648	Left Door w/Facing Strip
11	70042	NSF Swivel Caster w/Lock (Door Side)
12	46638	Caster Screw (4/Caster) 5/16-18x1/2"
13	49317	Caster Nut (4/Caster) 5/16-18
14	70023	Swivel Caster w/o Lock



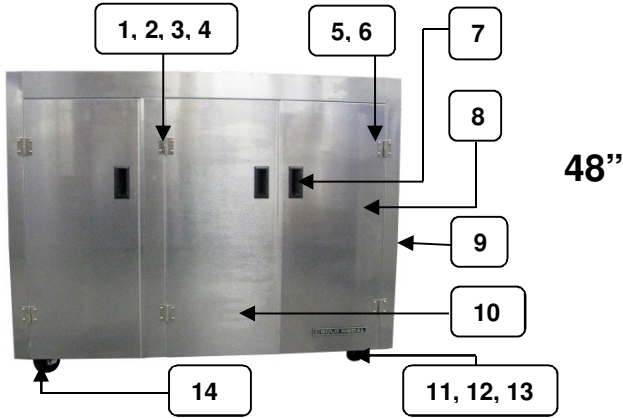
Item	Part No.	Description
1	41349	Male Hinge Short Left
2	41355	Female Hinge Left
3	42226	Hinge Screw (2/Hinge) 8-32x1/2"
4	74146	Hinge Nut (2/Hinge) 8-32
5	41350	Male Hinge Short Right
6	41354	Female Hinge Right
7	82698	Flush Mount Handle
8	82812	Right Door w/o Facing Strip
9	67804	Snap Bushing
10	82648	Left Door w/Facing Strip
11	70042	NSF Swivel Caster w/Lock (Door Side)
12	46638	Caster Screw (4/Caster) 5/16-18x1/2"
13	49317	Caster Nut (4/Caster) 5/16-18
14	70023	Swivel Caster w/o Lock
15	82017	Left Door w/o Facing Strip
16	82020	Right Door w/Facing Strip



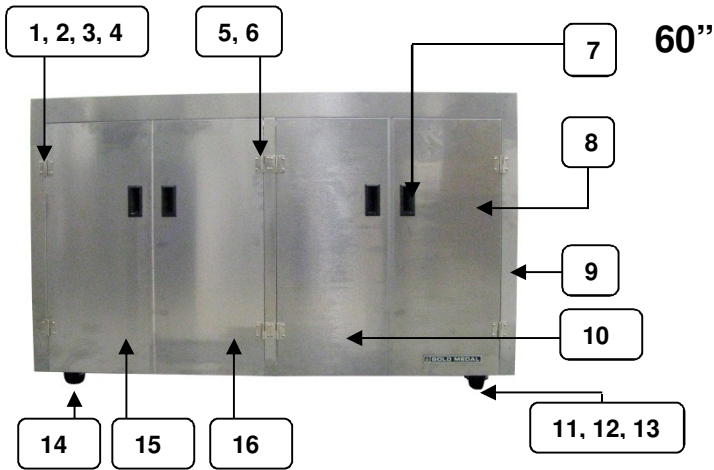
Item	Part No.	Description
1	41349	Male Hinge Short Left
2	41355	Female Hinge Left
3	42226	Hinge Screw (2/Hinge) 8-32x1/2"
4	74146	Hinge Nut (2/Hinge) 8-32
5	41350	Male Hinge Short Right
6	41354	Female Hinge Right
7	82698	Flush Mount Handle
8	82812	Right Door w/o Facing Strip
9	67804	Snap Bushing
10	82648	Left Door w/Facing Strip
11	70042	NSF Swivel Caster w/Lock (Door Side)
12	46638	Caster Screw (4/Caster) 5/16-18x1/2"
13	49317	Caster Nut (4/Caster) 5/16-18
14	70023	Swivel Caster w/o Lock
15	82017	Left Door w/o Facing Strip
16	82020	Right Door w/Facing Strip

## Grand & Twin Grand Pop-O-Golds


### Exterior Base Components



Item	Part No.	Description
1	41349	Male Hinge Short Left
2	41355	Female Hinge Left
3	42226	Hinge Screw (2/Hinge) 8-32x1/2"
4	74146	Hinge Nut (2/Hinge) 8-32
5	41350	Male Hinge Short Right
6	41354	Female Hinge Right
7	82698	Flush Mount Handle
8	82812	Right Door w/o Facing Strip
9	67804	Snap Bushing
10	82648	Left Door w/Facing Strip
11	70042	NSF Swivel Caster w/Lock (Door Side)
12	46638	Caster Screw (4/Caster) 5/16-18x1/2"
13	49317	Caster Nut (4/Caster) 5/16-18
14	70023	Swivel Caster w/o Lock



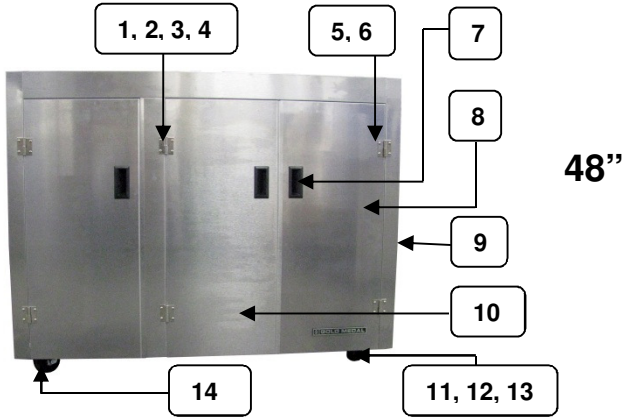
Item	Part No.	Description
1	41349	Male Hinge Short Left
2	41355	Female Hinge Left
3	42226	Hinge Screw (2/Hinge) 8-32x1/2"
4	74146	Hinge Nut (2/Hinge) 8-32
5	41350	Male Hinge Short Right
6	41354	Female Hinge Right
7	82698	Flush Mount Handle
8	82812	Right Door w/o Facing Strip
9	67804	Snap Bushing
10	82648	Left Door w/Facing Strip
11	70042	NSF Swivel Caster w/Lock (Door Side)
12	46638	Caster Screw (4/Caster) 5/16-18x1/2"
13	49317	Caster Nut (4/Caster) 5/16-18
14	70023	Swivel Caster w/o Lock
15	82017	Left Door w/o Facing Strip
16	82020	Right Door w/Facing Strip



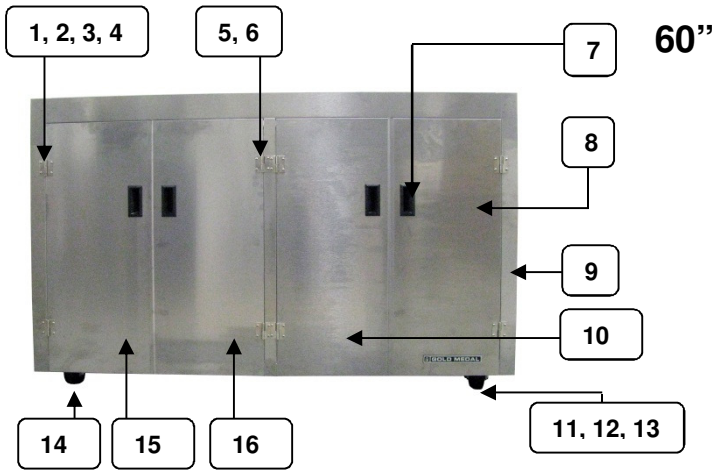
Item	Part No.	Description
1	41349	Male Hinge Short Left
2	41355	Female Hinge Left
3	42226	Hinge Screw (2/Hinge) 8-32x1/2"
4	74146	Hinge Nut (2/Hinge) 8-32
5	41350	Male Hinge Short Right
6	41354	Female Hinge Right
7	82698	Flush Mount Handle
8	82812	Right Door w/o Facing Strip
9	67804	Snap Bushing
10	82648	Left Door w/Facing Strip
11	70042	NSF Swivel Caster w/Lock (Door Side)
12	46638	Caster Screw (4/Caster) 5/16-18x1/2"
13	49317	Caster Nut (4/Caster) 5/16-18
14	70023	Swivel Caster w/o Lock
15	82017	Left Door w/o Facing Strip
16	82020	Right Door w/Facing Strip

## Grand & Twin Grand Pop-O-Golds


### Exterior Base Components



Item	Part No.	Description
1	<a href="#">41349</a>	Male Hinge Short Left
2	<a href="#">41355</a>	Female Hinge Left
3	<a href="#">42226</a>	Hinge Screw (2/Hinge) 8-32x1/2"
4	<a href="#">74146</a>	Hinge Nut (2/Hinge) 8-32
5	<a href="#">41350</a>	Male Hinge Short Right
6	<a href="#">41354</a>	Female Hinge Right
7	<a href="#">82698</a>	Flush Mount Handle
8	<a href="#">82812</a>	Right Door w/o Facing Strip
9	<a href="#">67804</a>	Snap Bushing
10	<a href="#">82648</a>	Left Door w/Facing Strip
11	<a href="#">70042</a>	NSF Swivel Caster w/Lock (Door Side)
12	<a href="#">46638</a>	Caster Screw (4/Caster) 5/16-18x1/2"
13	<a href="#">49317</a>	Caster Nut (4/Caster) 5/16-18
14	<a href="#">70023</a>	Swivel Caster w/o Lock



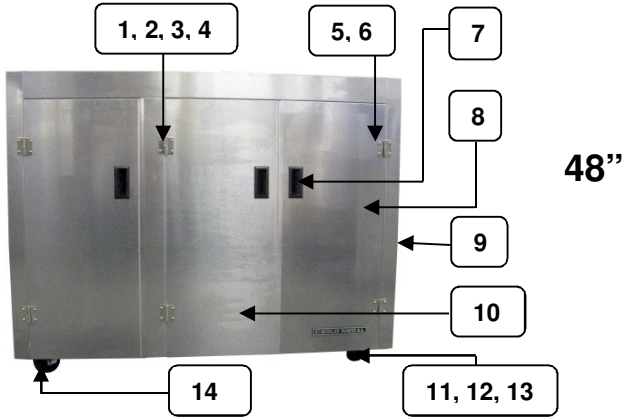
Item	Part No.	Description
1	<a href="#">41349</a>	Male Hinge Short Left
2	<a href="#">41355</a>	Female Hinge Left
3	<a href="#">42226</a>	Hinge Screw (2/Hinge) 8-32x1/2"
4	<a href="#">74146</a>	Hinge Nut (2/Hinge) 8-32
5	<a href="#">41350</a>	Male Hinge Short Right
6	<a href="#">41354</a>	Female Hinge Right
7	<a href="#">82698</a>	Flush Mount Handle
8	<a href="#">82812</a>	Right Door w/o Facing Strip
9	<a href="#">67804</a>	Snap Bushing
10	<a href="#">82648</a>	Left Door w/Facing Strip
11	<a href="#">70042</a>	NSF Swivel Caster w/Lock (Door Side)
12	<a href="#">46638</a>	Caster Screw (4/Caster) 5/16-18x1/2"
13	<a href="#">49317</a>	Caster Nut (4/Caster) 5/16-18
14	<a href="#">70023</a>	Swivel Caster w/o Lock
15	<a href="#">82017</a>	Left Door w/o Facing Strip
16	<a href="#">82020</a>	Right Door w/Facing Strip



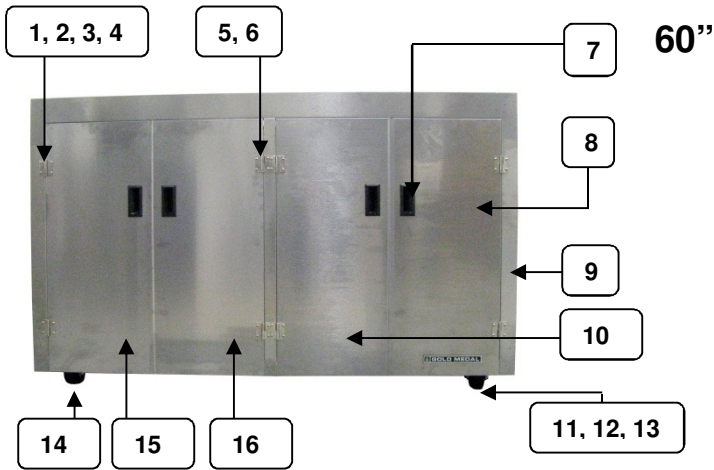
Item	Part No.	Description
1	<a href="#">41349</a>	Male Hinge Short Left
2	<a href="#">41355</a>	Female Hinge Left
3	<a href="#">42226</a>	Hinge Screw (2/Hinge) 8-32x1/2"
4	<a href="#">74146</a>	Hinge Nut (2/Hinge) 8-32
5	<a href="#">41350</a>	Male Hinge Short Right
6	<a href="#">41354</a>	Female Hinge Right
7	<a href="#">82698</a>	Flush Mount Handle
8	<a href="#">82812</a>	Right Door w/o Facing Strip
9	<a href="#">67804</a>	Snap Bushing
10	<a href="#">82648</a>	Left Door w/Facing Strip
11	<a href="#">70042</a>	NSF Swivel Caster w/Lock (Door Side)
12	<a href="#">46638</a>	Caster Screw (4/Caster) 5/16-18x1/2"
13	<a href="#">49317</a>	Caster Nut (4/Caster) 5/16-18
14	<a href="#">70023</a>	Swivel Caster w/o Lock
15	<a href="#">82017</a>	Left Door w/o Facing Strip
16	<a href="#">82020</a>	Right Door w/Facing Strip

## Grand & Twin Grand Pop-O-Golds


### Exterior Base Components



Item	Part No.	Description
1	<a href="#">41349</a>	Male Hinge Short Left
2	<a href="#">41355</a>	Female Hinge Left
3	<a href="#">42226</a>	Hinge Screw (2/Hinge) 8-32x1/2"
4	<a href="#">74146</a>	Hinge Nut (2/Hinge) 8-32
5	<a href="#">41350</a>	Male Hinge Short Right
6	<a href="#">41354</a>	Female Hinge Right
7	<a href="#">82698</a>	Flush Mount Handle
8	<a href="#">82812</a>	Right Door w/o Facing Strip
9	<a href="#">67804</a>	Snap Bushing
10	<a href="#">82648</a>	Left Door w/Facing Strip
11	<a href="#">70042</a>	NSF Swivel Caster w/Lock (Door Side)
12	<a href="#">46638</a>	Caster Screw (4/Caster) 5/16-18x1/2"
13	<a href="#">49317</a>	Caster Nut (4/Caster) 5/16-18
14	<a href="#">70023</a>	Swivel Caster w/o Lock



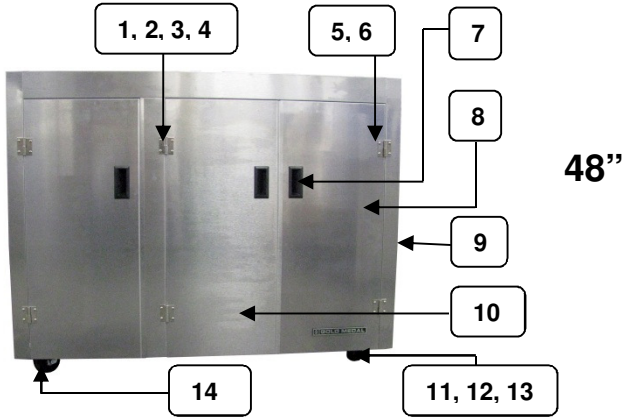
Item	Part No.	Description
1	<a href="#">41349</a>	Male Hinge Short Left
2	<a href="#">41355</a>	Female Hinge Left
3	<a href="#">42226</a>	Hinge Screw (2/Hinge) 8-32x1/2"
4	<a href="#">74146</a>	Hinge Nut (2/Hinge) 8-32
5	<a href="#">41350</a>	Male Hinge Short Right
6	<a href="#">41354</a>	Female Hinge Right
7	<a href="#">82698</a>	Flush Mount Handle
8	<a href="#">82812</a>	Right Door w/o Facing Strip
9	<a href="#">67804</a>	Snap Bushing
10	<a href="#">82648</a>	Left Door w/Facing Strip
11	<a href="#">70042</a>	NSF Swivel Caster w/Lock (Door Side)
12	<a href="#">46638</a>	Caster Screw (4/Caster) 5/16-18x1/2"
13	<a href="#">49317</a>	Caster Nut (4/Caster) 5/16-18
14	<a href="#">70023</a>	Swivel Caster w/o Lock
15	<a href="#">82017</a>	Left Door w/o Facing Strip
16	<a href="#">82020</a>	Right Door w/Facing Strip



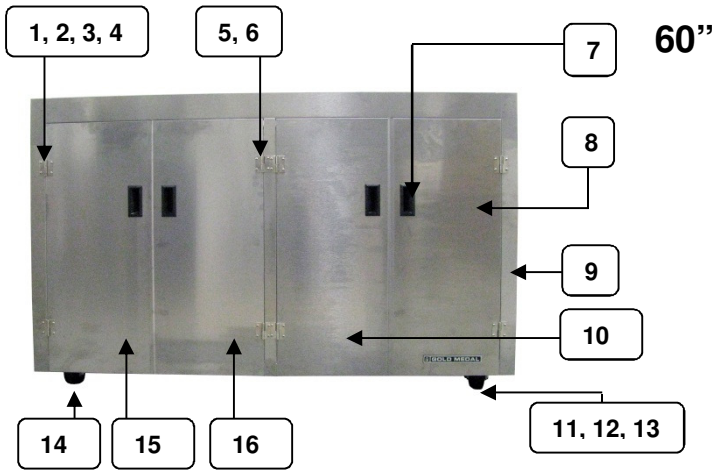
Item	Part No.	Description
1	<a href="#">41349</a>	Male Hinge Short Left
2	<a href="#">41355</a>	Female Hinge Left
3	<a href="#">42226</a>	Hinge Screw (2/Hinge) 8-32x1/2"
4	<a href="#">74146</a>	Hinge Nut (2/Hinge) 8-32
5	<a href="#">41350</a>	Male Hinge Short Right
6	<a href="#">41354</a>	Female Hinge Right
7	<a href="#">82698</a>	Flush Mount Handle
8	<a href="#">82812</a>	Right Door w/o Facing Strip
9	<a href="#">67804</a>	Snap Bushing
10	<a href="#">82648</a>	Left Door w/Facing Strip
11	<a href="#">70042</a>	NSF Swivel Caster w/Lock (Door Side)
12	<a href="#">46638</a>	Caster Screw (4/Caster) 5/16-18x1/2"
13	<a href="#">49317</a>	Caster Nut (4/Caster) 5/16-18
14	<a href="#">70023</a>	Swivel Caster w/o Lock
15	<a href="#">82017</a>	Left Door w/o Facing Strip
16	<a href="#">82020</a>	Right Door w/Facing Strip

## Grand & Twin Grand Pop-O-Golds


### Exterior Base Components



Item	Part No.	Description
1	41349	Male Hinge Short Left
2	41355	Female Hinge Left
3	42226	Hinge Screw (2/Hinge) 8-32x1/2"
4	74146	Hinge Nut (2/Hinge) 8-32
5	41350	Male Hinge Short Right
6	41354	Female Hinge Right
7	82698	Flush Mount Handle
8	82812	Right Door w/o Facing Strip
9	67804	Snap Bushing
10	82648	Left Door w/Facing Strip
11	70042	NSF Swivel Caster w/Lock (Door Side)
12	46638	Caster Screw (4/Caster) 5/16-18x1/2"
13	49317	Caster Nut (4/Caster) 5/16-18
14	70023	Swivel Caster w/o Lock



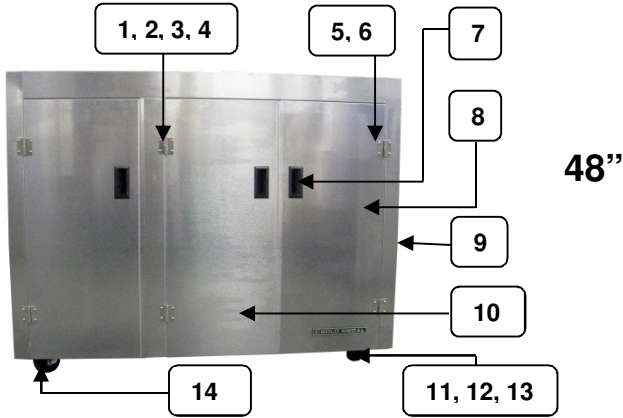
Item	Part No.	Description
1	41349	Male Hinge Short Left
2	41355	Female Hinge Left
3	42226	Hinge Screw (2/Hinge) 8-32x1/2"
4	74146	Hinge Nut (2/Hinge) 8-32
5	41350	Male Hinge Short Right
6	41354	Female Hinge Right
7	82698	Flush Mount Handle
8	82812	Right Door w/o Facing Strip
9	67804	Snap Bushing
10	82648	Left Door w/Facing Strip
11	70042	NSF Swivel Caster w/Lock (Door Side)
12	46638	Caster Screw (4/Caster) 5/16-18x1/2"
13	49317	Caster Nut (4/Caster) 5/16-18
14	70023	Swivel Caster w/o Lock
15	82017	Left Door w/o Facing Strip
16	82020	Right Door w/Facing Strip



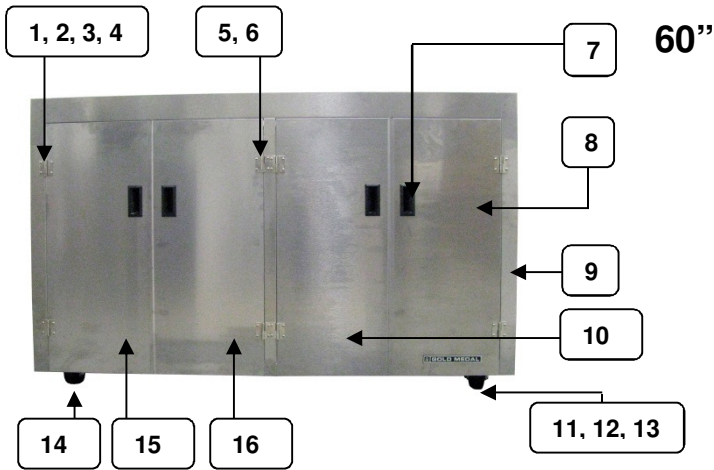
Item	Part No.	Description
1	41349	Male Hinge Short Left
2	41355	Female Hinge Left
3	42226	Hinge Screw (2/Hinge) 8-32x1/2"
4	74146	Hinge Nut (2/Hinge) 8-32
5	41350	Male Hinge Short Right
6	41354	Female Hinge Right
7	82698	Flush Mount Handle
8	82812	Right Door w/o Facing Strip
9	67804	Snap Bushing
10	82648	Left Door w/Facing Strip
11	70042	NSF Swivel Caster w/Lock (Door Side)
12	46638	Caster Screw (4/Caster) 5/16-18x1/2"
13	49317	Caster Nut (4/Caster) 5/16-18
14	70023	Swivel Caster w/o Lock
15	82017	Left Door w/o Facing Strip
16	82020	Right Door w/Facing Strip

## Grand & Twin Grand Pop-O-Golds


### Exterior Base Components



Item	Part No.	Description
1	<a href="#">41349</a>	Male Hinge Short Left
2	<a href="#">41355</a>	Female Hinge Left
3	<a href="#">42226</a>	Hinge Screw (2/Hinge) 8-32x1/2"
4	<a href="#">74146</a>	Hinge Nut (2/Hinge) 8-32
5	<a href="#">41350</a>	Male Hinge Short Right
6	<a href="#">41354</a>	Female Hinge Right
7	<a href="#">82698</a>	Flush Mount Handle
8	<a href="#">82812</a>	Right Door w/o Facing Strip
9	<a href="#">67804</a>	Snap Bushing
10	<a href="#">82648</a>	Left Door w/Facing Strip
11	<a href="#">70042</a>	NSF Swivel Caster w/Lock (Door Side)
12	<a href="#">46638</a>	Caster Screw (4/Caster) 5/16-18x1/2"
13	<a href="#">49317</a>	Caster Nut (4/Caster) 5/16-18
14	<a href="#">70023</a>	Swivel Caster w/o Lock



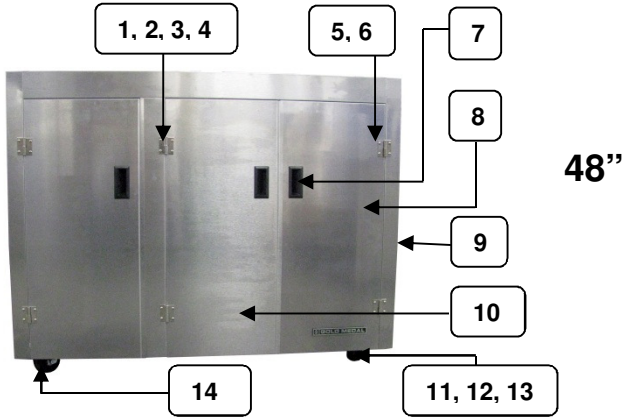
Item	Part No.	Description
1	<a href="#">41349</a>	Male Hinge Short Left
2	<a href="#">41355</a>	Female Hinge Left
3	<a href="#">42226</a>	Hinge Screw (2/Hinge) 8-32x1/2"
4	<a href="#">74146</a>	Hinge Nut (2/Hinge) 8-32
5	<a href="#">41350</a>	Male Hinge Short Right
6	<a href="#">41354</a>	Female Hinge Right
7	<a href="#">82698</a>	Flush Mount Handle
8	<a href="#">82812</a>	Right Door w/o Facing Strip
9	<a href="#">67804</a>	Snap Bushing
10	<a href="#">82648</a>	Left Door w/Facing Strip
11	<a href="#">70042</a>	NSF Swivel Caster w/Lock (Door Side)
12	<a href="#">46638</a>	Caster Screw (4/Caster) 5/16-18x1/2"
13	<a href="#">49317</a>	Caster Nut (4/Caster) 5/16-18
14	<a href="#">70023</a>	Swivel Caster w/o Lock
15	<a href="#">82017</a>	Left Door w/o Facing Strip
16	<a href="#">82020</a>	Right Door w/Facing Strip



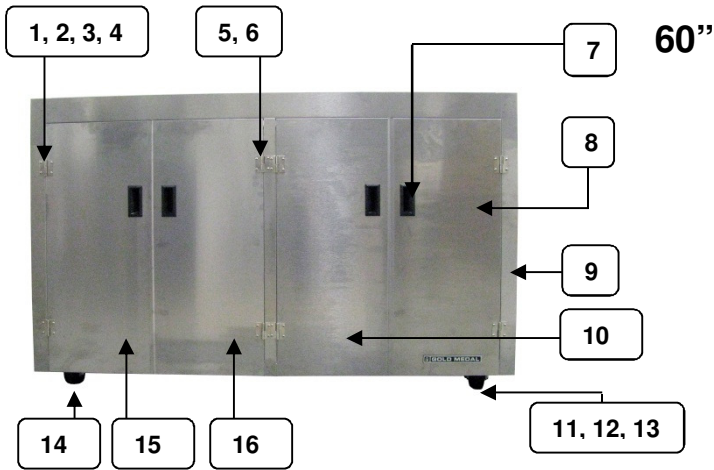
Item	Part No.	Description
1	<a href="#">41349</a>	Male Hinge Short Left
2	<a href="#">41355</a>	Female Hinge Left
3	<a href="#">42226</a>	Hinge Screw (2/Hinge) 8-32x1/2"
4	<a href="#">74146</a>	Hinge Nut (2/Hinge) 8-32
5	<a href="#">41350</a>	Male Hinge Short Right
6	<a href="#">41354</a>	Female Hinge Right
7	<a href="#">82698</a>	Flush Mount Handle
8	<a href="#">82812</a>	Right Door w/o Facing Strip
9	<a href="#">67804</a>	Snap Bushing
10	<a href="#">82648</a>	Left Door w/Facing Strip
11	<a href="#">70042</a>	NSF Swivel Caster w/Lock (Door Side)
12	<a href="#">46638</a>	Caster Screw (4/Caster) 5/16-18x1/2"
13	<a href="#">49317</a>	Caster Nut (4/Caster) 5/16-18
14	<a href="#">70023</a>	Swivel Caster w/o Lock
15	<a href="#">82017</a>	Left Door w/o Facing Strip
16	<a href="#">82020</a>	Right Door w/Facing Strip

## Grand & Twin Grand Pop-O-Golds


### Exterior Base Components



Item	Part No.	Description
1	41349	Male Hinge Short Left
2	41355	Female Hinge Left
3	42226	Hinge Screw (2/Hinge) 8-32x1/2"
4	74146	Hinge Nut (2/Hinge) 8-32
5	41350	Male Hinge Short Right
6	41354	Female Hinge Right
7	82698	Flush Mount Handle
8	82812	Right Door w/o Facing Strip
9	67804	Snap Bushing
10	82648	Left Door w/Facing Strip
11	70042	NSF Swivel Caster w/Lock (Door Side)
12	46638	Caster Screw (4/Caster) 5/16-18x1/2"
13	49317	Caster Nut (4/Caster) 5/16-18
14	70023	Swivel Caster w/o Lock



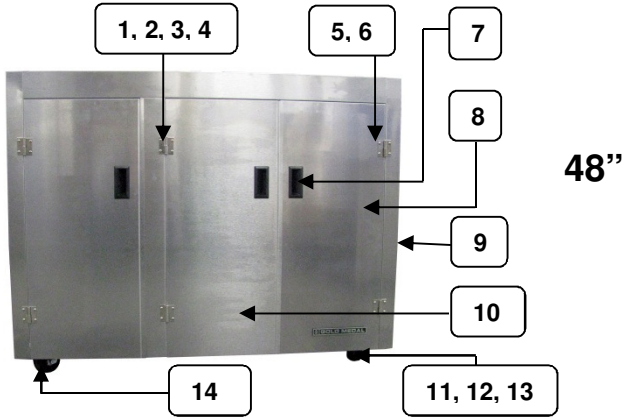
Item	Part No.	Description
1	41349	Male Hinge Short Left
2	41355	Female Hinge Left
3	42226	Hinge Screw (2/Hinge) 8-32x1/2"
4	74146	Hinge Nut (2/Hinge) 8-32
5	41350	Male Hinge Short Right
6	41354	Female Hinge Right
7	82698	Flush Mount Handle
8	82812	Right Door w/o Facing Strip
9	67804	Snap Bushing
10	82648	Left Door w/Facing Strip
11	70042	NSF Swivel Caster w/Lock (Door Side)
12	46638	Caster Screw (4/Caster) 5/16-18x1/2"
13	49317	Caster Nut (4/Caster) 5/16-18
14	70023	Swivel Caster w/o Lock
15	82017	Left Door w/o Facing Strip
16	82020	Right Door w/Facing Strip



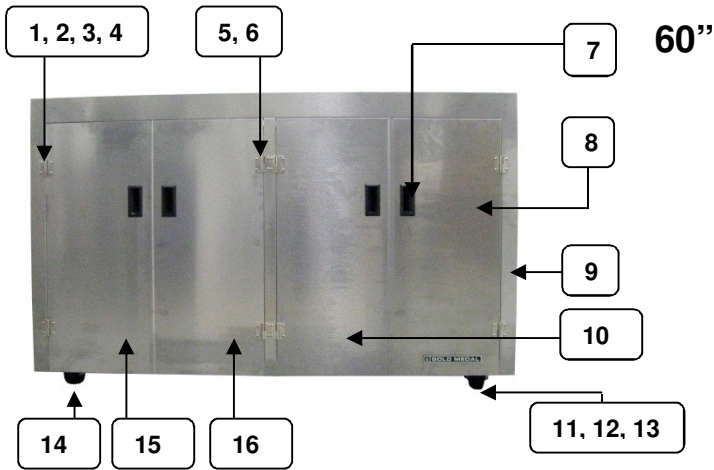
Item	Part No.	Description
1	41349	Male Hinge Short Left
2	41355	Female Hinge Left
3	42226	Hinge Screw (2/Hinge) 8-32x1/2"
4	74146	Hinge Nut (2/Hinge) 8-32
5	41350	Male Hinge Short Right
6	41354	Female Hinge Right
7	82698	Flush Mount Handle
8	82812	Right Door w/o Facing Strip
9	67804	Snap Bushing
10	82648	Left Door w/Facing Strip
11	70042	NSF Swivel Caster w/Lock (Door Side)
12	46638	Caster Screw (4/Caster) 5/16-18x1/2"
13	49317	Caster Nut (4/Caster) 5/16-18
14	70023	Swivel Caster w/o Lock
15	82017	Left Door w/o Facing Strip
16	82020	Right Door w/Facing Strip

## Grand & Twin Grand Pop-O-Golds


### Exterior Base Components



Item	Part No.	Description
1	41349	Male Hinge Short Left
2	41355	Female Hinge Left
3	42226	Hinge Screw (2/Hinge) 8-32x1/2"
4	74146	Hinge Nut (2/Hinge) 8-32
5	41350	Male Hinge Short Right
6	41354	Female Hinge Right
7	82698	Flush Mount Handle
8	82812	Right Door w/o Facing Strip
9	67804	Snap Bushing
10	82648	Left Door w/Facing Strip
11	70042	NSF Swivel Caster w/Lock (Door Side)
12	46638	Caster Screw (4/Caster) 5/16-18x1/2"
13	49317	Caster Nut (4/Caster) 5/16-18
14	70023	Swivel Caster w/o Lock



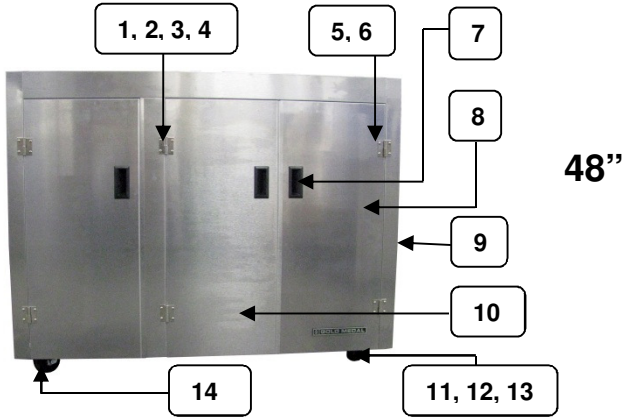
Item	Part No.	Description
1	41349	Male Hinge Short Left
2	41355	Female Hinge Left
3	42226	Hinge Screw (2/Hinge) 8-32x1/2"
4	74146	Hinge Nut (2/Hinge) 8-32
5	41350	Male Hinge Short Right
6	41354	Female Hinge Right
7	82698	Flush Mount Handle
8	82812	Right Door w/o Facing Strip
9	67804	Snap Bushing
10	82648	Left Door w/Facing Strip
11	70042	NSF Swivel Caster w/Lock (Door Side)
12	46638	Caster Screw (4/Caster) 5/16-18x1/2"
13	49317	Caster Nut (4/Caster) 5/16-18
14	70023	Swivel Caster w/o Lock
15	82017	Left Door w/o Facing Strip
16	82020	Right Door w/Facing Strip



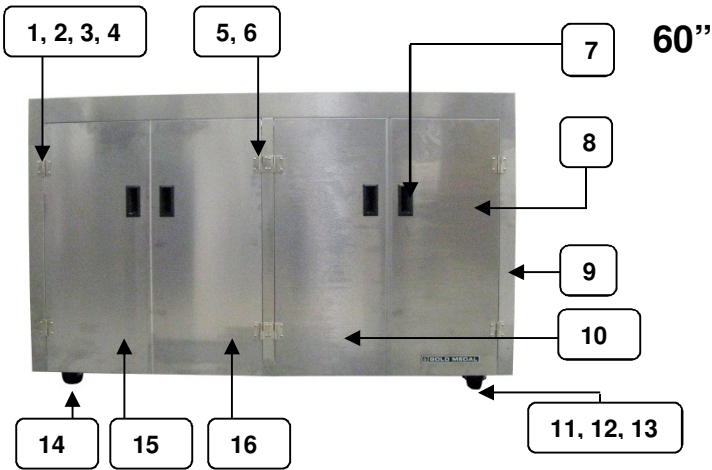
Item	Part No.	Description
1	41349	Male Hinge Short Left
2	41355	Female Hinge Left
3	42226	Hinge Screw (2/Hinge) 8-32x1/2"
4	74146	Hinge Nut (2/Hinge) 8-32
5	41350	Male Hinge Short Right
6	41354	Female Hinge Right
7	82698	Flush Mount Handle
8	82812	Right Door w/o Facing Strip
9	67804	Snap Bushing
10	82648	Left Door w/Facing Strip
11	70042	NSF Swivel Caster w/Lock (Door Side)
12	46638	Caster Screw (4/Caster) 5/16-18x1/2"
13	49317	Caster Nut (4/Caster) 5/16-18
14	70023	Swivel Caster w/o Lock
15	82017	Left Door w/o Facing Strip
16	82020	Right Door w/Facing Strip

## Grand & Twin Grand Pop-O-Golds


### Exterior Base Components



Item	Part No.	Description
1	41349	Male Hinge Short Left
2	41355	Female Hinge Left
3	42226	Hinge Screw (2/Hinge) 8-32x1/2"
4	74146	Hinge Nut (2/Hinge) 8-32
5	41350	Male Hinge Short Right
6	41354	Female Hinge Right
7	82698	Flush Mount Handle
8	82812	Right Door w/o Facing Strip
9	67804	Snap Bushing
10	82648	Left Door w/Facing Strip
11	70042	NSF Swivel Caster w/Lock (Door Side)
12	46638	Caster Screw (4/Caster) 5/16-18x1/2"
13	49317	Caster Nut (4/Caster) 5/16-18
14	70023	Swivel Caster w/o Lock



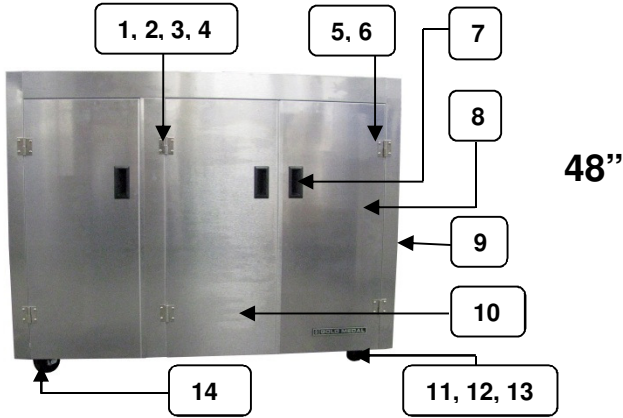
Item	Part No.	Description
1	41349	Male Hinge Short Left
2	41355	Female Hinge Left
3	42226	Hinge Screw (2/Hinge) 8-32x1/2"
4	74146	Hinge Nut (2/Hinge) 8-32
5	41350	Male Hinge Short Right
6	41354	Female Hinge Right
7	82698	Flush Mount Handle
8	82812	Right Door w/o Facing Strip
9	67804	Snap Bushing
10	82648	Left Door w/Facing Strip
11	70042	NSF Swivel Caster w/Lock (Door Side)
12	46638	Caster Screw (4/Caster) 5/16-18x1/2"
13	49317	Caster Nut (4/Caster) 5/16-18
14	70023	Swivel Caster w/o Lock
15	82017	Left Door w/o Facing Strip
16	82020	Right Door w/Facing Strip



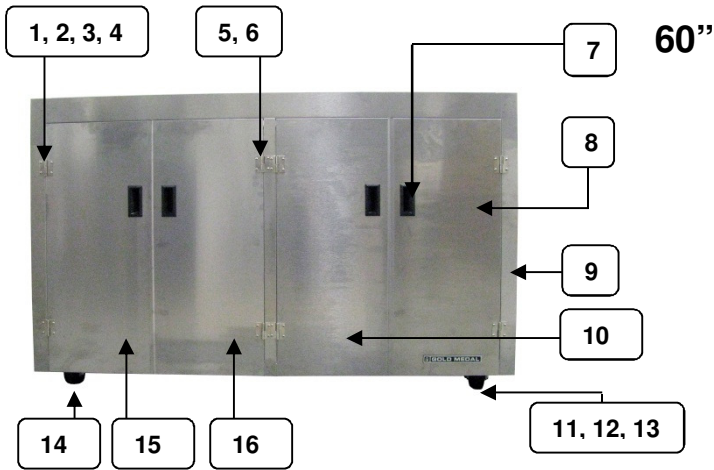
Item	Part No.	Description
1	41349	Male Hinge Short Left
2	41355	Female Hinge Left
3	42226	Hinge Screw (2/Hinge) 8-32x1/2"
4	74146	Hinge Nut (2/Hinge) 8-32
5	41350	Male Hinge Short Right
6	41354	Female Hinge Right
7	82698	Flush Mount Handle
8	82812	Right Door w/o Facing Strip
9	67804	Snap Bushing
10	82648	Left Door w/Facing Strip
11	70042	NSF Swivel Caster w/Lock (Door Side)
12	46638	Caster Screw (4/Caster) 5/16-18x1/2"
13	49317	Caster Nut (4/Caster) 5/16-18
14	70023	Swivel Caster w/o Lock
15	82017	Left Door w/o Facing Strip
16	82020	Right Door w/Facing Strip

## Grand & Twin Grand Pop-O-Golds


### Exterior Base Components



Item	Part No.	Description
1	<a href="#">41349</a>	Male Hinge Short Left
2	<a href="#">41355</a>	Female Hinge Left
3	<a href="#">42226</a>	Hinge Screw (2/Hinge) 8-32x1/2"
4	<a href="#">74146</a>	Hinge Nut (2/Hinge) 8-32
5	<a href="#">41350</a>	Male Hinge Short Right
6	<a href="#">41354</a>	Female Hinge Right
7	<a href="#">82698</a>	Flush Mount Handle
8	<a href="#">82812</a>	Right Door w/o Facing Strip
9	<a href="#">67804</a>	Snap Bushing
10	<a href="#">82648</a>	Left Door w/Facing Strip
11	<a href="#">70042</a>	NSF Swivel Caster w/Lock (Door Side)
12	<a href="#">46638</a>	Caster Screw (4/Caster) 5/16-18x1/2"
13	<a href="#">49317</a>	Caster Nut (4/Caster) 5/16-18
14	<a href="#">70023</a>	Swivel Caster w/o Lock




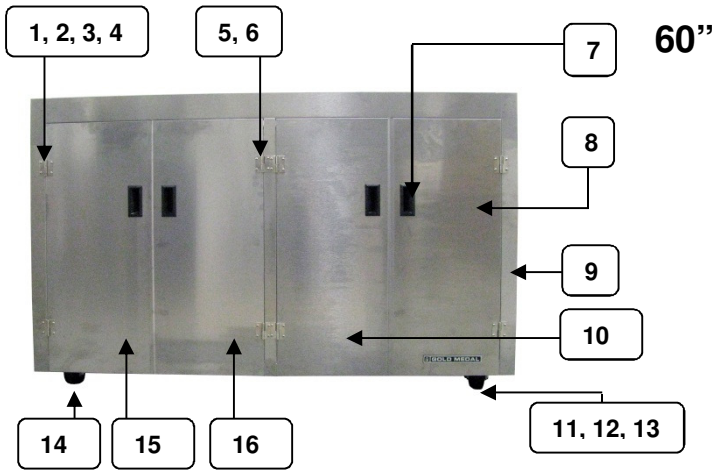
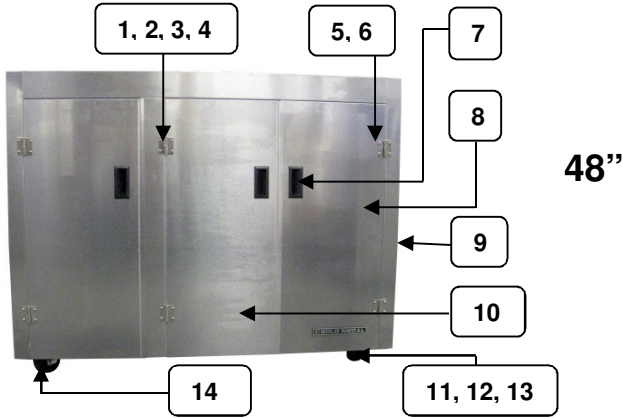
Item	Part No.	Description
1	<a href="#">41349</a>	Male Hinge Short Left
2	<a href="#">41355</a>	Female Hinge Left
3	<a href="#">42226</a>	Hinge Screw (2/Hinge) 8-32x1/2"
4	<a href="#">74146</a>	Hinge Nut (2/Hinge) 8-32
5	<a href="#">41350</a>	Male Hinge Short Right
6	<a href="#">41354</a>	Female Hinge Right
7	<a href="#">82698</a>	Flush Mount Handle
8	<a href="#">82812</a>	Right Door w/o Facing Strip
9	<a href="#">67804</a>	Snap Bushing
10	<a href="#">82648</a>	Left Door w/Facing Strip
11	<a href="#">70042</a>	NSF Swivel Caster w/Lock (Door Side)
12	<a href="#">46638</a>	Caster Screw (4/Caster) 5/16-18x1/2"
13	<a href="#">49317</a>	Caster Nut (4/Caster) 5/16-18
14	<a href="#">70023</a>	Swivel Caster w/o Lock
15	<a href="#">82017</a>	Left Door w/o Facing Strip
16	<a href="#">82020</a>	Right Door w/Facing Strip



Item	Part No.	Description
1	<a href="#">41349</a>	Male Hinge Short Left
2	<a href="#">41355</a>	Female Hinge Left
3	<a href="#">42226</a>	Hinge Screw (2/Hinge) 8-32x1/2"
4	<a href="#">74146</a>	Hinge Nut (2/Hinge) 8-32
5	<a href="#">41350</a>	Male Hinge Short Right
6	<a href="#">41354</a>	Female Hinge Right
7	<a href="#">82698</a>	Flush Mount Handle
8	<a href="#">82812</a>	Right Door w/o Facing Strip
9	<a href="#">67804</a>	Snap Bushing
10	<a href="#">82648</a>	Left Door w/Facing Strip
11	<a href="#">70042</a>	NSF Swivel Caster w/Lock (Door Side)
12	<a href="#">46638</a>	Caster Screw (4/Caster) 5/16-18x1/2"
13	<a href="#">49317</a>	Caster Nut (4/Caster) 5/16-18
14	<a href="#">70023</a>	Swivel Caster w/o Lock
15	<a href="#">82017</a>	Left Door w/o Facing Strip
16	<a href="#">82020</a>	Right Door w/Facing Strip

## Grand & Twin Grand Pop-O-Golds

### Exterior Base Components



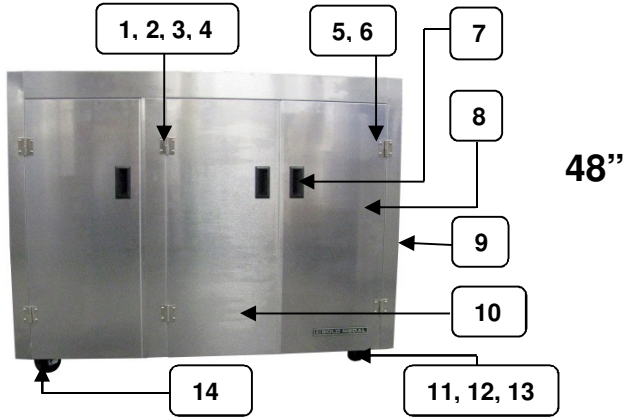
Item	Part No.	Description
1	41349	Male Hinge Short Left
2	41355	Female Hinge Left
3	42226	Hinge Screw (2/Hinge) 8-32x1/2"
4	74146	Hinge Nut (2/Hinge) 8-32
5	41350	Male Hinge Short Right
6	41354	Female Hinge Right
7	82698	Flush Mount Handle
8	82812	Right Door w/o Facing Strip
9	67804	Snap Bushing
10	82648	Left Door w/Facing Strip
11	70042	NSF Swivel Caster w/Lock (Door Side)
12	46638	Caster Screw (4/Caster) 5/16-18x1/2"
13	49317	Caster Nut (4/Caster) 5/16-18
14	70023	Swivel Caster w/o Lock

Item	Part No.	Description
1	41349	Male Hinge Short Left
2	41355	Female Hinge Left
3	42226	Hinge Screw (2/Hinge) 8-32x1/2"
4	74146	Hinge Nut (2/Hinge) 8-32
5	41350	Male Hinge Short Right
6	41354	Female Hinge Right
7	82698	Flush Mount Handle
8	82812	Right Door w/o Facing Strip
9	67804	Snap Bushing
10	82648	Left Door w/Facing Strip
11	70042	NSF Swivel Caster w/Lock (Door Side)
12	46638	Caster Screw (4/Caster) 5/16-18x1/2"
13	49317	Caster Nut (4/Caster) 5/16-18
14	70023	Swivel Caster w/o Lock
15	82017	Left Door w/o Facing Strip
16	82020	Right Door w/Facing Strip

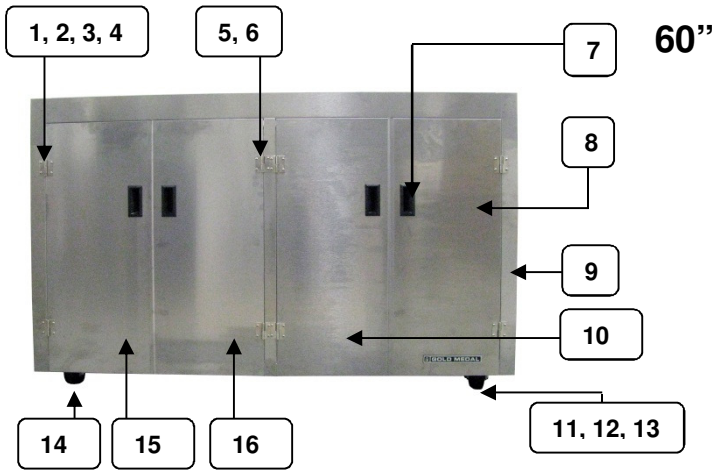
Item	Part No.	Description
1	41349	Male Hinge Short Left
2	41355	Female Hinge Left
3	42226	Hinge Screw (2/Hinge) 8-32x1/2"
4	74146	Hinge Nut (2/Hinge) 8-32
5	41350	Male Hinge Short Right
6	41354	Female Hinge Right
7	82698	Flush Mount Handle
8	82812	Right Door w/o Facing Strip
9	67804	Snap Bushing
10	82648	Left Door w/Facing Strip
11	70042	NSF Swivel Caster w/Lock (Door Side)
12	46638	Caster Screw (4/Caster) 5/16-18x1/2"
13	49317	Caster Nut (4/Caster) 5/16-18
14	70023	Swivel Caster w/o Lock
15	82017	Left Door w/o Facing Strip
16	82020	Right Door w/Facing Strip

Grand & Twin Grand Pop-O-Golds


Exterior Base Components



Item	Part No.	Description
1	41349	Male Hinge Short Left
2	41355	Female Hinge Left
3	42226	Hinge Screw (2/Hinge) 8-32x1/2"
4	74146	Hinge Nut (2/Hinge) 8-32
5	41350	Male Hinge Short Right
6	41354	Female Hinge Right
7	82698	Flush Mount Handle
8	82812	Right Door w/o Facing Strip
9	67804	Snap Bushing
10	82648	Left Door w/Facing Strip
11	70042	NSF Swivel Caster w/Lock (Door Side)
12	46638	Caster Screw (4/Caster) 5/16-18x1/2"
13	49317	Caster Nut (4/Caster) 5/16-18
14	70023	Swivel Caster w/o Lock



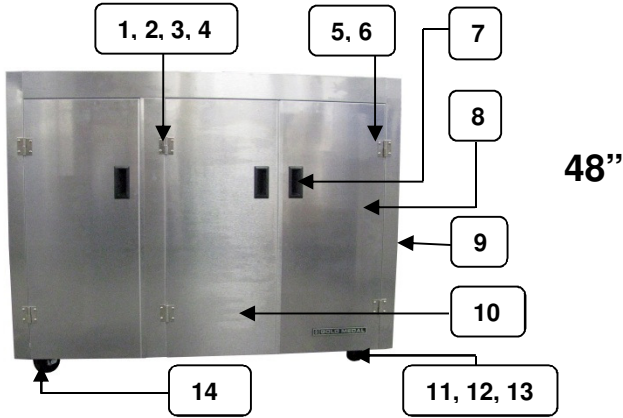
Item	Part No.	Description
1	41349	Male Hinge Short Left
2	41355	Female Hinge Left
3	42226	Hinge Screw (2/Hinge) 8-32x1/2"
4	74146	Hinge Nut (2/Hinge) 8-32
5	41350	Male Hinge Short Right
6	41354	Female Hinge Right
7	82698	Flush Mount Handle
8	82812	Right Door w/o Facing Strip
9	67804	Snap Bushing
10	82648	Left Door w/Facing Strip
11	70042	NSF Swivel Caster w/Lock (Door Side)
12	46638	Caster Screw (4/Caster) 5/16-18x1/2"
13	49317	Caster Nut (4/Caster) 5/16-18
14	70023	Swivel Caster w/o Lock
15	82017	Left Door w/o Facing Strip
16	82020	Right Door w/Facing Strip



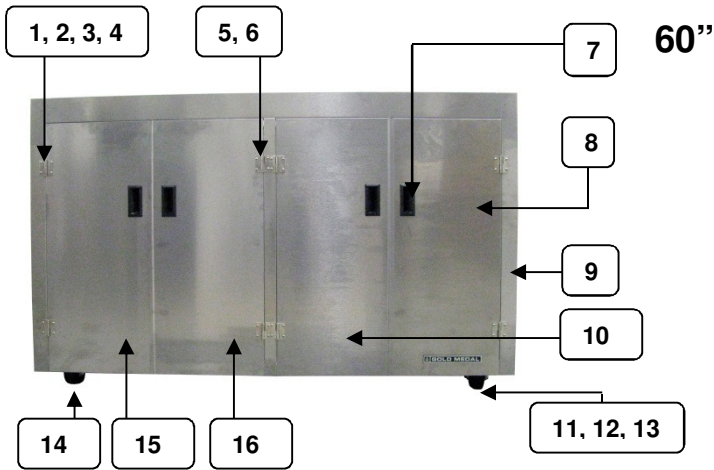
Item	Part No.	Description
1	41349	Male Hinge Short Left
2	41355	Female Hinge Left
3	42226	Hinge Screw (2/Hinge) 8-32x1/2"
4	74146	Hinge Nut (2/Hinge) 8-32
5	41350	Male Hinge Short Right
6	41354	Female Hinge Right
7	82698	Flush Mount Handle
8	82812	Right Door w/o Facing Strip
9	67804	Snap Bushing
10	82648	Left Door w/Facing Strip
11	70042	NSF Swivel Caster w/Lock (Door Side)
12	46638	Caster Screw (4/Caster) 5/16-18x1/2"
13	49317	Caster Nut (4/Caster) 5/16-18
14	70023	Swivel Caster w/o Lock
15	82017	Left Door w/o Facing Strip
16	82020	Right Door w/Facing Strip

## Grand & Twin Grand Pop-O-Golds


### Exterior Base Components



Item	Part No.	Description
1	41349	Male Hinge Short Left
2	41355	Female Hinge Left
3	42226	Hinge Screw (2/Hinge) 8-32x1/2"
4	74146	Hinge Nut (2/Hinge) 8-32
5	41350	Male Hinge Short Right
6	41354	Female Hinge Right
7	82698	Flush Mount Handle
8	82812	Right Door w/o Facing Strip
9	67804	Snap Bushing
10	82648	Left Door w/Facing Strip
11	70042	NSF Swivel Caster w/Lock (Door Side)
12	46638	Caster Screw (4/Caster) 5/16-18x1/2"
13	49317	Caster Nut (4/Caster) 5/16-18
14	70023	Swivel Caster w/o Lock



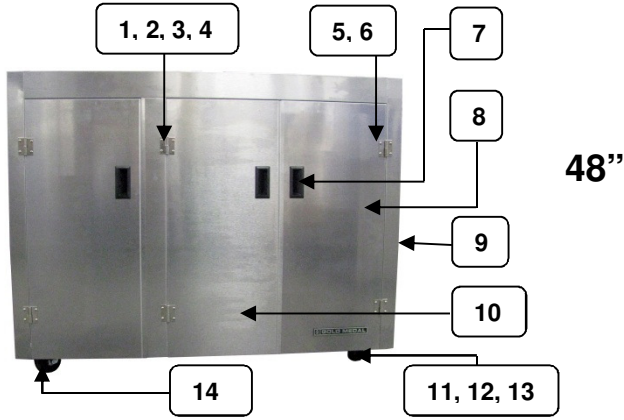
Item	Part No.	Description
1	41349	Male Hinge Short Left
2	41355	Female Hinge Left
3	42226	Hinge Screw (2/Hinge) 8-32x1/2"
4	74146	Hinge Nut (2/Hinge) 8-32
5	41350	Male Hinge Short Right
6	41354	Female Hinge Right
7	82698	Flush Mount Handle
8	82812	Right Door w/o Facing Strip
9	67804	Snap Bushing
10	82648	Left Door w/Facing Strip
11	70042	NSF Swivel Caster w/Lock (Door Side)
12	46638	Caster Screw (4/Caster) 5/16-18x1/2"
13	49317	Caster Nut (4/Caster) 5/16-18
14	70023	Swivel Caster w/o Lock
15	82017	Left Door w/o Facing Strip
16	82020	Right Door w/Facing Strip



Item	Part No.	Description
1	41349	Male Hinge Short Left
2	41355	Female Hinge Left
3	42226	Hinge Screw (2/Hinge) 8-32x1/2"
4	74146	Hinge Nut (2/Hinge) 8-32
5	41350	Male Hinge Short Right
6	41354	Female Hinge Right
7	82698	Flush Mount Handle
8	82812	Right Door w/o Facing Strip
9	67804	Snap Bushing
10	82648	Left Door w/Facing Strip
11	70042	NSF Swivel Caster w/Lock (Door Side)
12	46638	Caster Screw (4/Caster) 5/16-18x1/2"
13	49317	Caster Nut (4/Caster) 5/16-18
14	70023	Swivel Caster w/o Lock
15	82017	Left Door w/o Facing Strip
16	82020	Right Door w/Facing Strip

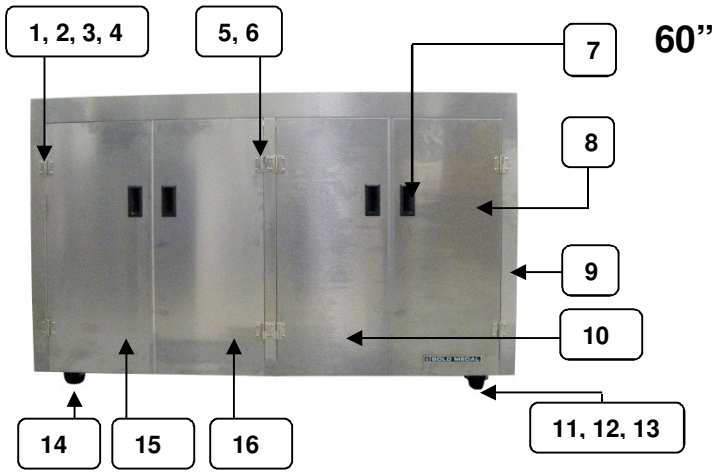
Grand & Twin Grand Pop-O-Golds

Exterior Base Components




48"

Item	Part No.	Description
1	41349	Male Hinge Short Left
2	41355	Female Hinge Left
3	42226	Hinge Screw (2/Hinge) 8-32x1/2"
4	74146	Hinge Nut (2/Hinge) 8-32
5	41350	Male Hinge Short Right
6	41354	Female Hinge Right
7	82698	Flush Mount Handle
8	82812	Right Door w/o Facing Strip
9	67804	Snap Bushing
10	82648	Left Door w/Facing Strip
11	70042	NSF Swivel Caster w/Lock (Door Side)
12	46638	Caster Screw (4/Caster) 5/16-18x1/2"
13	49317	Caster Nut (4/Caster) 5/16-18
14	70023	Swivel Caster w/o Lock



60"

Item	Part No.	Description
1	41349	Male Hinge Short Left
2	41355	Female Hinge Left
3	42226	Hinge Screw (2/Hinge) 8-32x1/2"
4	74146	Hinge Nut (2/Hinge) 8-32
5	41350	Male Hinge Short Right
6	41354	Female Hinge Right
7	82698	Flush Mount Handle
8	82812	Right Door w/o Facing Strip
9	67804	Snap Bushing
10	82648	Left Door w/Facing Strip
11	70042	NSF Swivel Caster w/Lock (Door Side)
12	46638	Caster Screw (4/Caster) 5/16-18x1/2"
13	49317	Caster Nut (4/Caster) 5/16-18
14	70023	Swivel Caster w/o Lock
15	82017	Left Door w/o Facing Strip
16	82020	Right Door w/Facing Strip

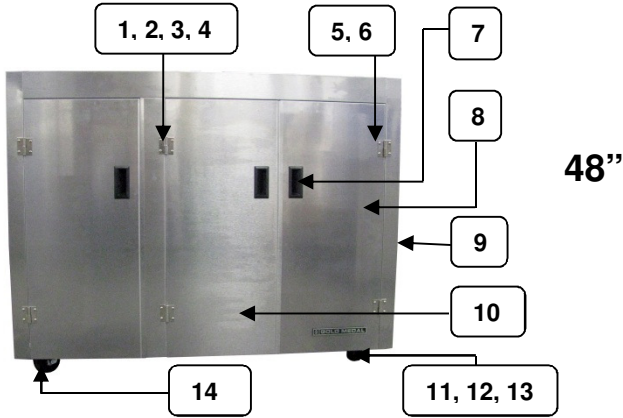


72" - 79"

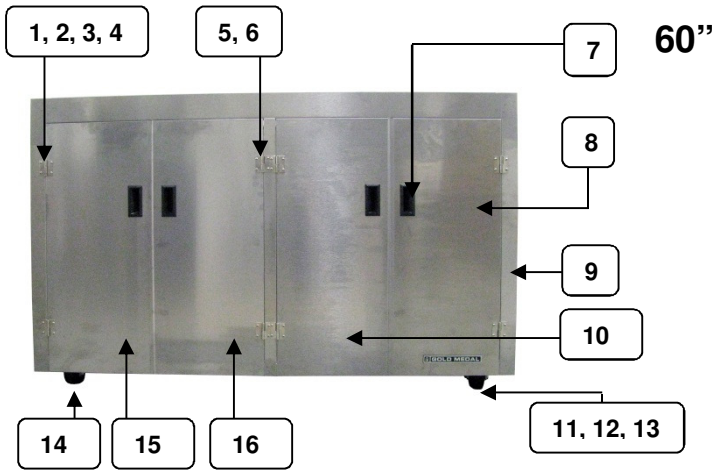
Item	Part No.	Description
1	41349	Male Hinge Short Left
2	41355	Female Hinge Left
3	42226	Hinge Screw (2/Hinge) 8-32x1/2"
4	74146	Hinge Nut (2/Hinge) 8-32
5	41350	Male Hinge Short Right
6	41354	Female Hinge Right
7	82698	Flush Mount Handle
8	82812	Right Door w/o Facing Strip
9	67804	Snap Bushing
10	82648	Left Door w/Facing Strip
11	70042	NSF Swivel Caster w/Lock (Door Side)
12	46638	Caster Screw (4/Caster) 5/16-18x1/2"
13	49317	Caster Nut (4/Caster) 5/16-18
14	70023	Swivel Caster w/o Lock
15	82017	Left Door w/o Facing Strip
16	82020	Right Door w/Facing Strip

## Grand & Twin Grand Pop-O-Golds


### Exterior Base Components



Item	Part No.	Description
1	41349	Male Hinge Short Left
2	41355	Female Hinge Left
3	42226	Hinge Screw (2/Hinge) 8-32x1/2"
4	74146	Hinge Nut (2/Hinge) 8-32
5	41350	Male Hinge Short Right
6	41354	Female Hinge Right
7	82698	Flush Mount Handle
8	82812	Right Door w/o Facing Strip
9	67804	Snap Bushing
10	82648	Left Door w/Facing Strip
11	70042	NSF Swivel Caster w/Lock (Door Side)
12	46638	Caster Screw (4/Caster) 5/16-18x1/2"
13	49317	Caster Nut (4/Caster) 5/16-18
14	70023	Swivel Caster w/o Lock



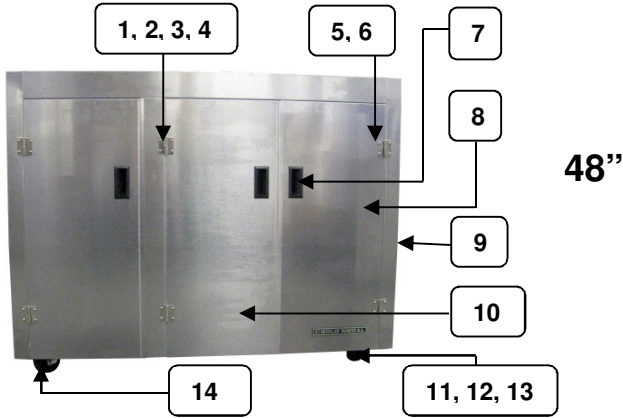
Item	Part No.	Description
1	41349	Male Hinge Short Left
2	41355	Female Hinge Left
3	42226	Hinge Screw (2/Hinge) 8-32x1/2"
4	74146	Hinge Nut (2/Hinge) 8-32
5	41350	Male Hinge Short Right
6	41354	Female Hinge Right
7	82698	Flush Mount Handle
8	82812	Right Door w/o Facing Strip
9	67804	Snap Bushing
10	82648	Left Door w/Facing Strip
11	70042	NSF Swivel Caster w/Lock (Door Side)
12	46638	Caster Screw (4/Caster) 5/16-18x1/2"
13	49317	Caster Nut (4/Caster) 5/16-18
14	70023	Swivel Caster w/o Lock
15	82017	Left Door w/o Facing Strip
16	82020	Right Door w/Facing Strip



Item	Part No.	Description
1	41349	Male Hinge Short Left
2	41355	Female Hinge Left
3	42226	Hinge Screw (2/Hinge) 8-32x1/2"
4	74146	Hinge Nut (2/Hinge) 8-32
5	41350	Male Hinge Short Right
6	41354	Female Hinge Right
7	82698	Flush Mount Handle
8	82812	Right Door w/o Facing Strip
9	67804	Snap Bushing
10	82648	Left Door w/Facing Strip
11	70042	NSF Swivel Caster w/Lock (Door Side)
12	46638	Caster Screw (4/Caster) 5/16-18x1/2"
13	49317	Caster Nut (4/Caster) 5/16-18
14	70023	Swivel Caster w/o Lock
15	82017	Left Door w/o Facing Strip
16	82020	Right Door w/Facing Strip

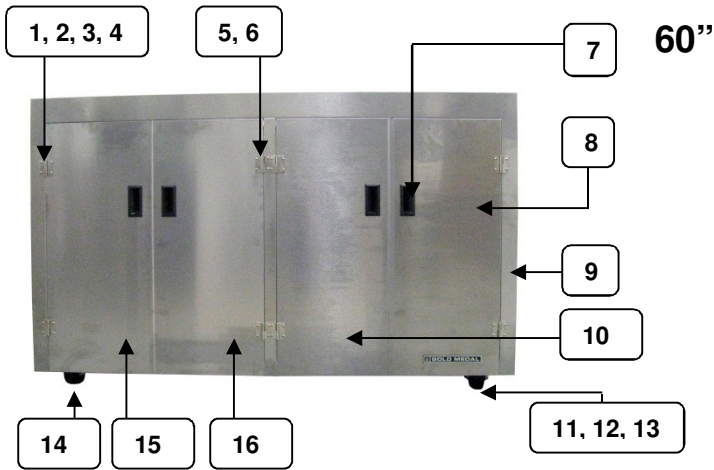
## Grand & Twin Grand Pop-O-Golds

### Exterior Base Components




48"

Item	Part No.	Description
1	41349	Male Hinge Short Left
2	41355	Female Hinge Left
3	42226	Hinge Screw (2/Hinge) 8-32x1/2"
4	74146	Hinge Nut (2/Hinge) 8-32
5	41350	Male Hinge Short Right
6	41354	Female Hinge Right
7	82698	Flush Mount Handle
8	82812	Right Door w/o Facing Strip
9	67804	Snap Bushing
10	82648	Left Door w/Facing Strip
11	70042	NSF Swivel Caster w/Lock (Door Side)
12	46638	Caster Screw (4/Caster) 5/16-18x1/2"
13	49317	Caster Nut (4/Caster) 5/16-18
14	70023	Swivel Caster w/o Lock



60"

Item	Part No.	Description
1	41349	Male Hinge Short Left
2	41355	Female Hinge Left
3	42226	Hinge Screw (2/Hinge) 8-32x1/2"
4	74146	Hinge Nut (2/Hinge) 8-32
5	41350	Male Hinge Short Right
6	41354	Female Hinge Right
7	82698	Flush Mount Handle
8	82812	Right Door w/o Facing Strip
9	67804	Snap Bushing
10	82648	Left Door w/Facing Strip
11	70042	NSF Swivel Caster w/Lock (Door Side)
12	46638	Caster Screw (4/Caster) 5/16-18x1/2"
13	49317	Caster Nut (4/Caster) 5/16-18
14	70023	Swivel Caster w/o Lock
15	82017	Left Door w/o Facing Strip
16	82020	Right Door w/Facing Strip

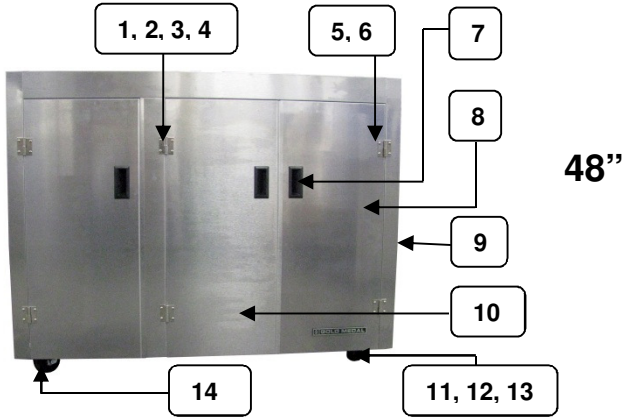


72" - 79"

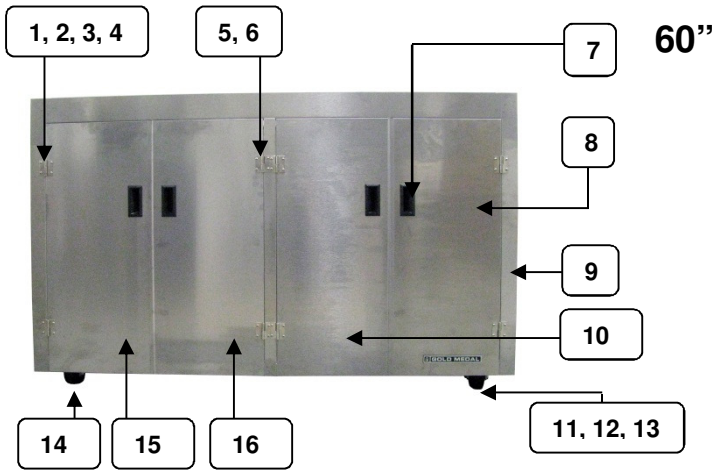
Item	Part No.	Description
1	41349	Male Hinge Short Left
2	41355	Female Hinge Left
3	42226	Hinge Screw (2/Hinge) 8-32x1/2"
4	74146	Hinge Nut (2/Hinge) 8-32
5	41350	Male Hinge Short Right
6	41354	Female Hinge Right
7	82698	Flush Mount Handle
8	82812	Right Door w/o Facing Strip
9	67804	Snap Bushing
10	82648	Left Door w/Facing Strip
11	70042	NSF Swivel Caster w/Lock (Door Side)
12	46638	Caster Screw (4/Caster) 5/16-18x1/2"
13	49317	Caster Nut (4/Caster) 5/16-18
14	70023	Swivel Caster w/o Lock
15	82017	Left Door w/o Facing Strip
16	82020	Right Door w/Facing Strip

## Grand & Twin Grand Pop-O-Golds


### Exterior Base Components



Item	Part No.	Description
1	41349	Male Hinge Short Left
2	41355	Female Hinge Left
3	42226	Hinge Screw (2/Hinge) 8-32x1/2"
4	74146	Hinge Nut (2/Hinge) 8-32
5	41350	Male Hinge Short Right
6	41354	Female Hinge Right
7	82698	Flush Mount Handle
8	82812	Right Door w/o Facing Strip
9	67804	Snap Bushing
10	82648	Left Door w/Facing Strip
11	70042	NSF Swivel Caster w/Lock (Door Side)
12	46638	Caster Screw (4/Caster) 5/16-18x1/2"
13	49317	Caster Nut (4/Caster) 5/16-18
14	70023	Swivel Caster w/o Lock



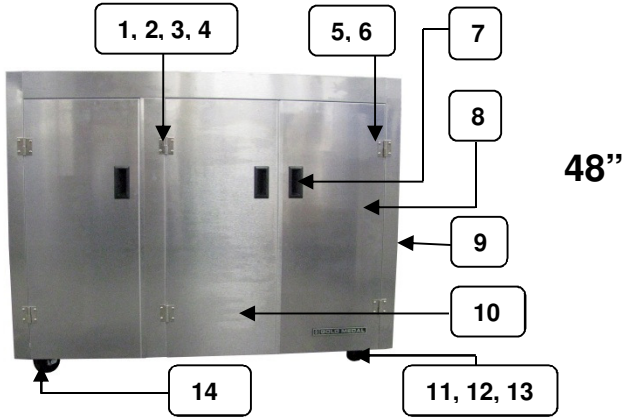
Item	Part No.	Description
1	41349	Male Hinge Short Left
2	41355	Female Hinge Left
3	42226	Hinge Screw (2/Hinge) 8-32x1/2"
4	74146	Hinge Nut (2/Hinge) 8-32
5	41350	Male Hinge Short Right
6	41354	Female Hinge Right
7	82698	Flush Mount Handle
8	82812	Right Door w/o Facing Strip
9	67804	Snap Bushing
10	82648	Left Door w/Facing Strip
11	70042	NSF Swivel Caster w/Lock (Door Side)
12	46638	Caster Screw (4/Caster) 5/16-18x1/2"
13	49317	Caster Nut (4/Caster) 5/16-18
14	70023	Swivel Caster w/o Lock
15	82017	Left Door w/o Facing Strip
16	82020	Right Door w/Facing Strip



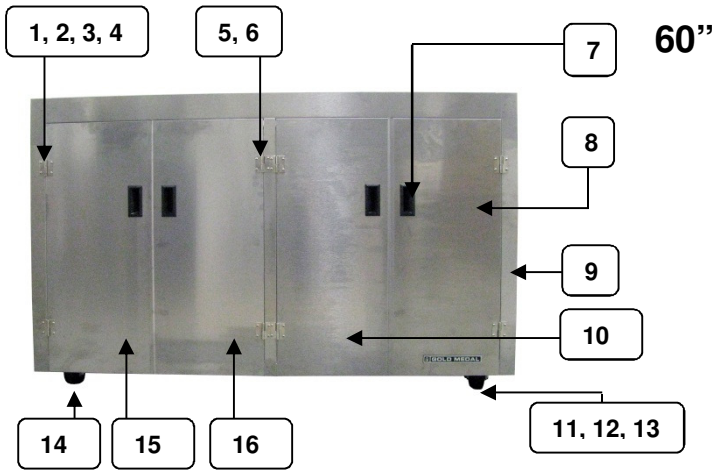
Item	Part No.	Description
1	41349	Male Hinge Short Left
2	41355	Female Hinge Left
3	42226	Hinge Screw (2/Hinge) 8-32x1/2"
4	74146	Hinge Nut (2/Hinge) 8-32
5	41350	Male Hinge Short Right
6	41354	Female Hinge Right
7	82698	Flush Mount Handle
8	82812	Right Door w/o Facing Strip
9	67804	Snap Bushing
10	82648	Left Door w/Facing Strip
11	70042	NSF Swivel Caster w/Lock (Door Side)
12	46638	Caster Screw (4/Caster) 5/16-18x1/2"
13	49317	Caster Nut (4/Caster) 5/16-18
14	70023	Swivel Caster w/o Lock
15	82017	Left Door w/o Facing Strip
16	82020	Right Door w/Facing Strip

## Grand & Twin Grand Pop-O-Golds


### Exterior Base Components



Item	Part No.	Description
1	41349	Male Hinge Short Left
2	41355	Female Hinge Left
3	42226	Hinge Screw (2/Hinge) 8-32x1/2"
4	74146	Hinge Nut (2/Hinge) 8-32
5	41350	Male Hinge Short Right
6	41354	Female Hinge Right
7	82698	Flush Mount Handle
8	82812	Right Door w/o Facing Strip
9	67804	Snap Bushing
10	82648	Left Door w/Facing Strip
11	70042	NSF Swivel Caster w/Lock (Door Side)
12	46638	Caster Screw (4/Caster) 5/16-18x1/2"
13	49317	Caster Nut (4/Caster) 5/16-18
14	70023	Swivel Caster w/o Lock



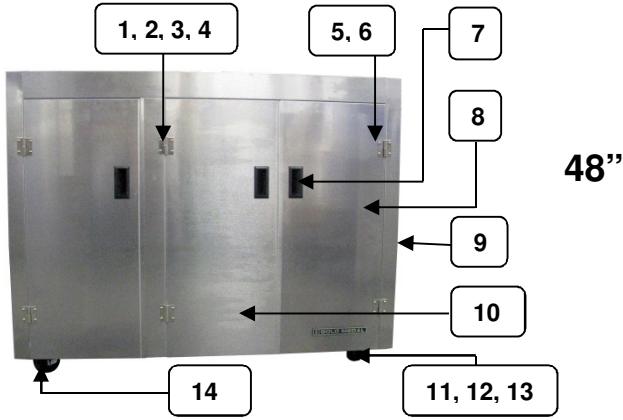
Item	Part No.	Description
1	41349	Male Hinge Short Left
2	41355	Female Hinge Left
3	42226	Hinge Screw (2/Hinge) 8-32x1/2"
4	74146	Hinge Nut (2/Hinge) 8-32
5	41350	Male Hinge Short Right
6	41354	Female Hinge Right
7	82698	Flush Mount Handle
8	82812	Right Door w/o Facing Strip
9	67804	Snap Bushing
10	82648	Left Door w/Facing Strip
11	70042	NSF Swivel Caster w/Lock (Door Side)
12	46638	Caster Screw (4/Caster) 5/16-18x1/2"
13	49317	Caster Nut (4/Caster) 5/16-18
14	70023	Swivel Caster w/o Lock
15	82017	Left Door w/o Facing Strip
16	82020	Right Door w/Facing Strip



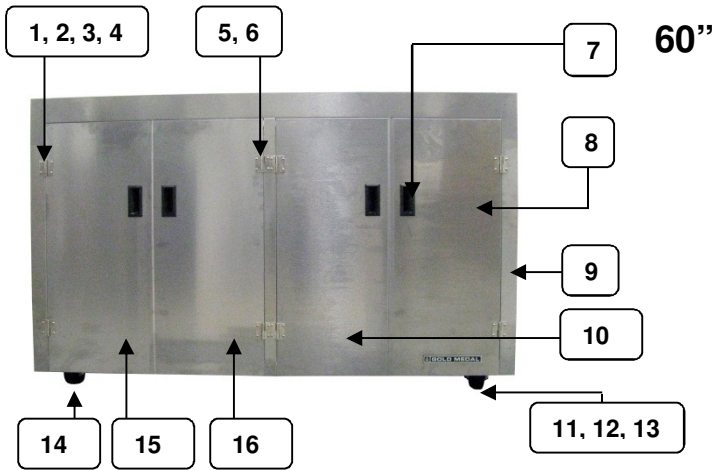
Item	Part No.	Description
1	41349	Male Hinge Short Left
2	41355	Female Hinge Left
3	42226	Hinge Screw (2/Hinge) 8-32x1/2"
4	74146	Hinge Nut (2/Hinge) 8-32
5	41350	Male Hinge Short Right
6	41354	Female Hinge Right
7	82698	Flush Mount Handle
8	82812	Right Door w/o Facing Strip
9	67804	Snap Bushing
10	82648	Left Door w/Facing Strip
11	70042	NSF Swivel Caster w/Lock (Door Side)
12	46638	Caster Screw (4/Caster) 5/16-18x1/2"
13	49317	Caster Nut (4/Caster) 5/16-18
14	70023	Swivel Caster w/o Lock
15	82017	Left Door w/o Facing Strip
16	82020	Right Door w/Facing Strip

## Grand & Twin Grand Pop-O-Golds


### Exterior Base Components



Item	Part No.	Description
1	41349	Male Hinge Short Left
2	41355	Female Hinge Left
3	42226	Hinge Screw (2/Hinge) 8-32x1/2"
4	74146	Hinge Nut (2/Hinge) 8-32
5	41350	Male Hinge Short Right
6	41354	Female Hinge Right
7	82698	Flush Mount Handle
8	82812	Right Door w/o Facing Strip
9	67804	Snap Bushing
10	82648	Left Door w/Facing Strip
11	70042	NSF Swivel Caster w/Lock (Door Side)
12	46638	Caster Screw (4/Caster) 5/16-18x1/2"
13	49317	Caster Nut (4/Caster) 5/16-18
14	70023	Swivel Caster w/o Lock



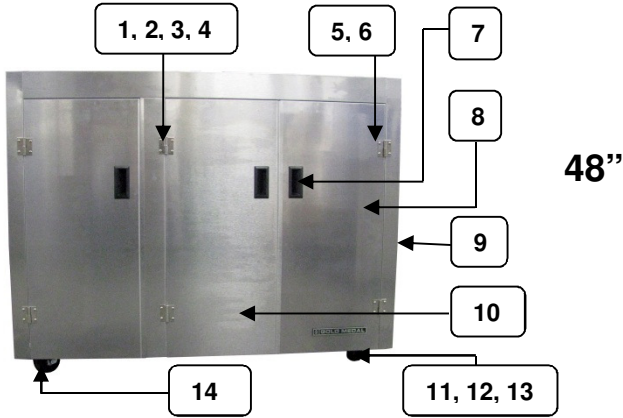
Item	Part No.	Description
1	41349	Male Hinge Short Left
2	41355	Female Hinge Left
3	42226	Hinge Screw (2/Hinge) 8-32x1/2"
4	74146	Hinge Nut (2/Hinge) 8-32
5	41350	Male Hinge Short Right
6	41354	Female Hinge Right
7	82698	Flush Mount Handle
8	82812	Right Door w/o Facing Strip
9	67804	Snap Bushing
10	82648	Left Door w/Facing Strip
11	70042	NSF Swivel Caster w/Lock (Door Side)
12	46638	Caster Screw (4/Caster) 5/16-18x1/2"
13	49317	Caster Nut (4/Caster) 5/16-18
14	70023	Swivel Caster w/o Lock
15	82017	Left Door w/o Facing Strip
16	82020	Right Door w/Facing Strip



Item	Part No.	Description
1	41349	Male Hinge Short Left
2	41355	Female Hinge Left
3	42226	Hinge Screw (2/Hinge) 8-32x1/2"
4	74146	Hinge Nut (2/Hinge) 8-32
5	41350	Male Hinge Short Right
6	41354	Female Hinge Right
7	82698	Flush Mount Handle
8	82812	Right Door w/o Facing Strip
9	67804	Snap Bushing
10	82648	Left Door w/Facing Strip
11	70042	NSF Swivel Caster w/Lock (Door Side)
12	46638	Caster Screw (4/Caster) 5/16-18x1/2"
13	49317	Caster Nut (4/Caster) 5/16-18
14	70023	Swivel Caster w/o Lock
15	82017	Left Door w/o Facing Strip
16	82020	Right Door w/Facing Strip

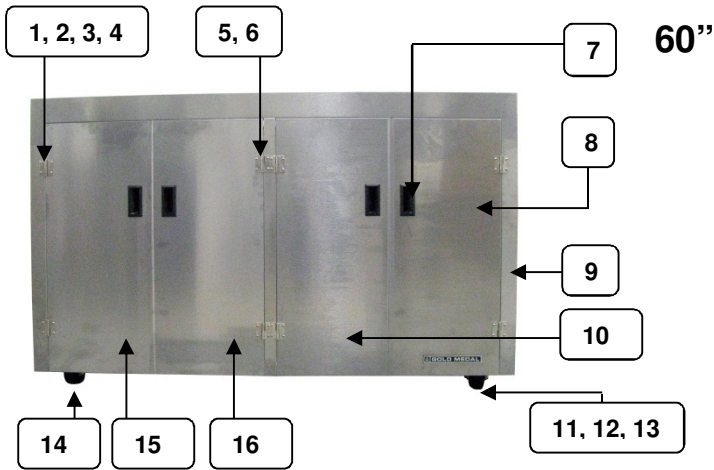
## Grand & Twin Grand Pop-O-Golds

### Exterior Base Components




48"

Item	Part No.	Description
1	41349	Male Hinge Short Left
2	41355	Female Hinge Left
3	42226	Hinge Screw (2/Hinge) 8-32x1/2"
4	74146	Hinge Nut (2/Hinge) 8-32
5	41350	Male Hinge Short Right
6	41354	Female Hinge Right
7	82698	Flush Mount Handle
8	82812	Right Door w/o Facing Strip
9	67804	Snap Bushing
10	82648	Left Door w/Facing Strip
11	70042	NSF Swivel Caster w/Lock (Door Side)
12	46638	Caster Screw (4/Caster) 5/16-18x1/2"
13	49317	Caster Nut (4/Caster) 5/16-18
14	70023	Swivel Caster w/o Lock



60"

Item	Part No.	Description
1	41349	Male Hinge Short Left
2	41355	Female Hinge Left
3	42226	Hinge Screw (2/Hinge) 8-32x1/2"
4	74146	Hinge Nut (2/Hinge) 8-32
5	41350	Male Hinge Short Right
6	41354	Female Hinge Right
7	82698	Flush Mount Handle
8	82812	Right Door w/o Facing Strip
9	67804	Snap Bushing
10	82648	Left Door w/Facing Strip
11	70042	NSF Swivel Caster w/Lock (Door Side)
12	46638	Caster Screw (4/Caster) 5/16-18x1/2"
13	49317	Caster Nut (4/Caster) 5/16-18
14	70023	Swivel Caster w/o Lock
15	82017	Left Door w/o Facing Strip
16	82020	Right Door w/Facing Strip

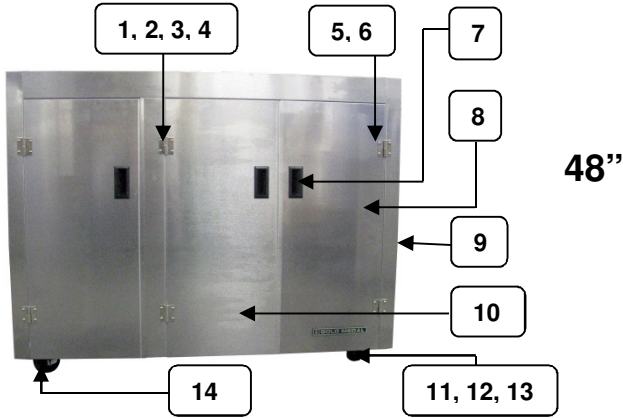


72" - 79"

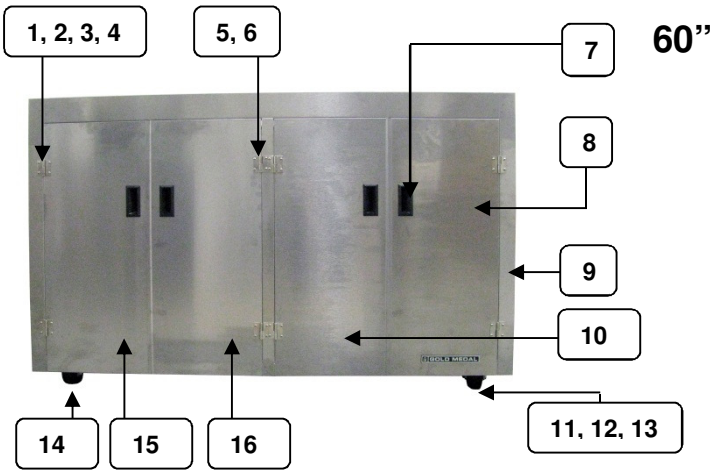
Item	Part No.	Description
1	41349	Male Hinge Short Left
2	41355	Female Hinge Left
3	42226	Hinge Screw (2/Hinge) 8-32x1/2"
4	74146	Hinge Nut (2/Hinge) 8-32
5	41350	Male Hinge Short Right
6	41354	Female Hinge Right
7	82698	Flush Mount Handle
8	82812	Right Door w/o Facing Strip
9	67804	Snap Bushing
10	82648	Left Door w/Facing Strip
11	70042	NSF Swivel Caster w/Lock (Door Side)
12	46638	Caster Screw (4/Caster) 5/16-18x1/2"
13	49317	Caster Nut (4/Caster) 5/16-18
14	70023	Swivel Caster w/o Lock
15	82017	Left Door w/o Facing Strip
16	82020	Right Door w/Facing Strip

## Grand & Twin Grand Pop-O-Golds


### Exterior Base Components



Item	Part No.	Description
1	41349	Male Hinge Short Left
2	41355	Female Hinge Left
3	42226	Hinge Screw (2/Hinge) 8-32x1/2"
4	74146	Hinge Nut (2/Hinge) 8-32
5	41350	Male Hinge Short Right
6	41354	Female Hinge Right
7	82698	Flush Mount Handle
8	82812	Right Door w/o Facing Strip
9	67804	Snap Bushing
10	82648	Left Door w/Facing Strip
11	70042	NSF Swivel Caster w/Lock (Door Side)
12	46638	Caster Screw (4/Caster) 5/16-18x1/2"
13	49317	Caster Nut (4/Caster) 5/16-18
14	70023	Swivel Caster w/o Lock



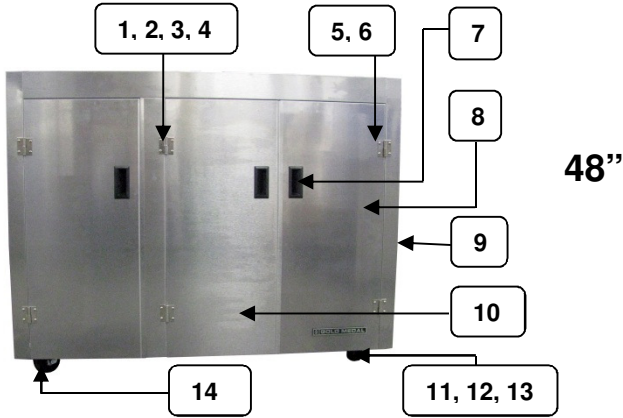
Item	Part No.	Description
1	41349	Male Hinge Short Left
2	41355	Female Hinge Left
3	42226	Hinge Screw (2/Hinge) 8-32x1/2"
4	74146	Hinge Nut (2/Hinge) 8-32
5	41350	Male Hinge Short Right
6	41354	Female Hinge Right
7	82698	Flush Mount Handle
8	82812	Right Door w/o Facing Strip
9	67804	Snap Bushing
10	82648	Left Door w/Facing Strip
11	70042	NSF Swivel Caster w/Lock (Door Side)
12	46638	Caster Screw (4/Caster) 5/16-18x1/2"
13	49317	Caster Nut (4/Caster) 5/16-18
14	70023	Swivel Caster w/o Lock
15	82017	Left Door w/o Facing Strip
16	82020	Right Door w/Facing Strip



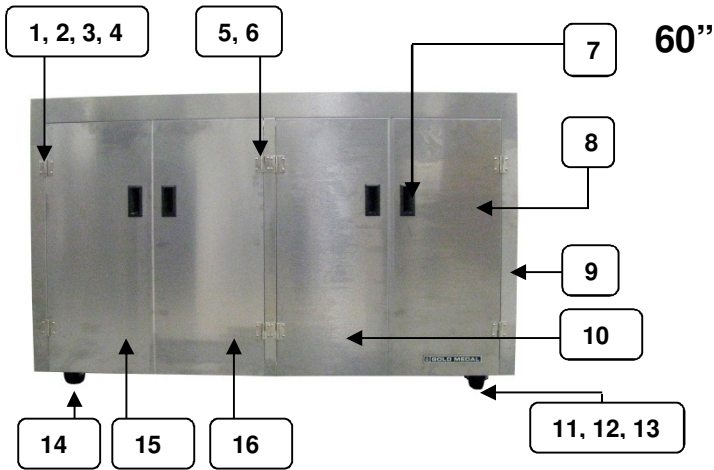
Item	Part No.	Description
1	41349	Male Hinge Short Left
2	41355	Female Hinge Left
3	42226	Hinge Screw (2/Hinge) 8-32x1/2"
4	74146	Hinge Nut (2/Hinge) 8-32
5	41350	Male Hinge Short Right
6	41354	Female Hinge Right
7	82698	Flush Mount Handle
8	82812	Right Door w/o Facing Strip
9	67804	Snap Bushing
10	82648	Left Door w/Facing Strip
11	70042	NSF Swivel Caster w/Lock (Door Side)
12	46638	Caster Screw (4/Caster) 5/16-18x1/2"
13	49317	Caster Nut (4/Caster) 5/16-18
14	70023	Swivel Caster w/o Lock
15	82017	Left Door w/o Facing Strip
16	82020	Right Door w/Facing Strip

## Grand & Twin Grand Pop-O-Golds


### Exterior Base Components



Item	Part No.	Description
1	<a href="#">41349</a>	Male Hinge Short Left
2	<a href="#">41355</a>	Female Hinge Left
3	<a href="#">42226</a>	Hinge Screw (2/Hinge) 8-32x1/2"
4	<a href="#">74146</a>	Hinge Nut (2/Hinge) 8-32
5	<a href="#">41350</a>	Male Hinge Short Right
6	<a href="#">41354</a>	Female Hinge Right
7	<a href="#">82698</a>	Flush Mount Handle
8	<a href="#">82812</a>	Right Door w/o Facing Strip
9	<a href="#">67804</a>	Snap Bushing
10	<a href="#">82648</a>	Left Door w/Facing Strip
11	<a href="#">70042</a>	NSF Swivel Caster w/Lock (Door Side)
12	<a href="#">46638</a>	Caster Screw (4/Caster) 5/16-18x1/2"
13	<a href="#">49317</a>	Caster Nut (4/Caster) 5/16-18
14	<a href="#">70023</a>	Swivel Caster w/o Lock



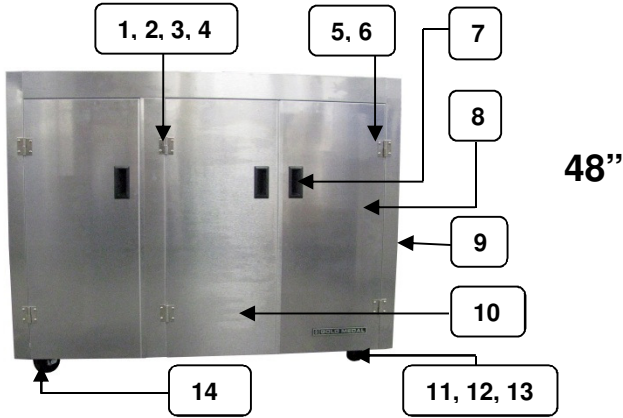
Item	Part No.	Description
1	<a href="#">41349</a>	Male Hinge Short Left
2	<a href="#">41355</a>	Female Hinge Left
3	<a href="#">42226</a>	Hinge Screw (2/Hinge) 8-32x1/2"
4	<a href="#">74146</a>	Hinge Nut (2/Hinge) 8-32
5	<a href="#">41350</a>	Male Hinge Short Right
6	<a href="#">41354</a>	Female Hinge Right
7	<a href="#">82698</a>	Flush Mount Handle
8	<a href="#">82812</a>	Right Door w/o Facing Strip
9	<a href="#">67804</a>	Snap Bushing
10	<a href="#">82648</a>	Left Door w/Facing Strip
11	<a href="#">70042</a>	NSF Swivel Caster w/Lock (Door Side)
12	<a href="#">46638</a>	Caster Screw (4/Caster) 5/16-18x1/2"
13	<a href="#">49317</a>	Caster Nut (4/Caster) 5/16-18
14	<a href="#">70023</a>	Swivel Caster w/o Lock
15	<a href="#">82017</a>	Left Door w/o Facing Strip
16	<a href="#">82020</a>	Right Door w/Facing Strip



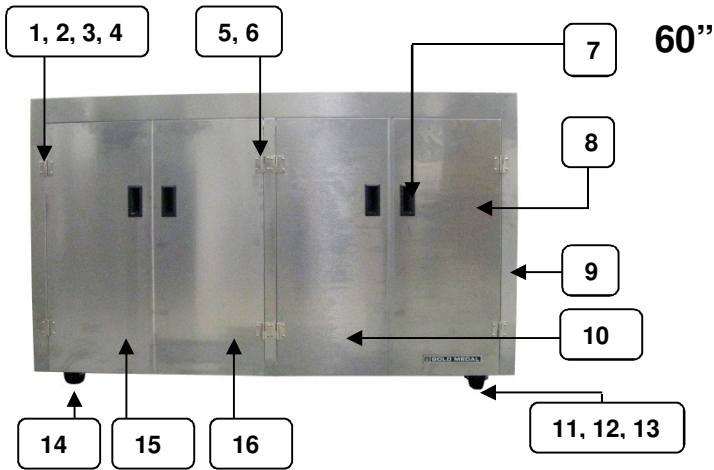
Item	Part No.	Description
1	<a href="#">41349</a>	Male Hinge Short Left
2	<a href="#">41355</a>	Female Hinge Left
3	<a href="#">42226</a>	Hinge Screw (2/Hinge) 8-32x1/2"
4	<a href="#">74146</a>	Hinge Nut (2/Hinge) 8-32
5	<a href="#">41350</a>	Male Hinge Short Right
6	<a href="#">41354</a>	Female Hinge Right
7	<a href="#">82698</a>	Flush Mount Handle
8	<a href="#">82812</a>	Right Door w/o Facing Strip
9	<a href="#">67804</a>	Snap Bushing
10	<a href="#">82648</a>	Left Door w/Facing Strip
11	<a href="#">70042</a>	NSF Swivel Caster w/Lock (Door Side)
12	<a href="#">46638</a>	Caster Screw (4/Caster) 5/16-18x1/2"
13	<a href="#">49317</a>	Caster Nut (4/Caster) 5/16-18
14	<a href="#">70023</a>	Swivel Caster w/o Lock
15	<a href="#">82017</a>	Left Door w/o Facing Strip
16	<a href="#">82020</a>	Right Door w/Facing Strip

## Grand & Twin Grand Pop-O-Golds


### Exterior Base Components



Item	Part No.	Description
1	<a href="#">41349</a>	Male Hinge Short Left
2	<a href="#">41355</a>	Female Hinge Left
3	<a href="#">42226</a>	Hinge Screw (2/Hinge) 8-32x1/2"
4	<a href="#">74146</a>	Hinge Nut (2/Hinge) 8-32
5	<a href="#">41350</a>	Male Hinge Short Right
6	<a href="#">41354</a>	Female Hinge Right
7	<a href="#">82698</a>	Flush Mount Handle
8	<a href="#">82812</a>	Right Door w/o Facing Strip
9	<a href="#">67804</a>	Snap Bushing
10	<a href="#">82648</a>	Left Door w/Facing Strip
11	<a href="#">70042</a>	NSF Swivel Caster w/Lock (Door Side)
12	<a href="#">46638</a>	Caster Screw (4/Caster) 5/16-18x1/2"
13	<a href="#">49317</a>	Caster Nut (4/Caster) 5/16-18
14	<a href="#">70023</a>	Swivel Caster w/o Lock



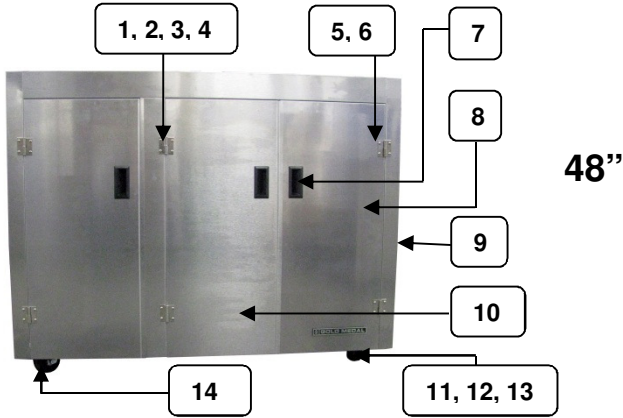
Item	Part No.	Description
1	<a href="#">41349</a>	Male Hinge Short Left
2	<a href="#">41355</a>	Female Hinge Left
3	<a href="#">42226</a>	Hinge Screw (2/Hinge) 8-32x1/2"
4	<a href="#">74146</a>	Hinge Nut (2/Hinge) 8-32
5	<a href="#">41350</a>	Male Hinge Short Right
6	<a href="#">41354</a>	Female Hinge Right
7	<a href="#">82698</a>	Flush Mount Handle
8	<a href="#">82812</a>	Right Door w/o Facing Strip
9	<a href="#">67804</a>	Snap Bushing
10	<a href="#">82648</a>	Left Door w/Facing Strip
11	<a href="#">70042</a>	NSF Swivel Caster w/Lock (Door Side)
12	<a href="#">46638</a>	Caster Screw (4/Caster) 5/16-18x1/2"
13	<a href="#">49317</a>	Caster Nut (4/Caster) 5/16-18
14	<a href="#">70023</a>	Swivel Caster w/o Lock
15	<a href="#">82017</a>	Left Door w/o Facing Strip
16	<a href="#">82020</a>	Right Door w/Facing Strip



Item	Part No.	Description
1	<a href="#">41349</a>	Male Hinge Short Left
2	<a href="#">41355</a>	Female Hinge Left
3	<a href="#">42226</a>	Hinge Screw (2/Hinge) 8-32x1/2"
4	<a href="#">74146</a>	Hinge Nut (2/Hinge) 8-32
5	<a href="#">41350</a>	Male Hinge Short Right
6	<a href="#">41354</a>	Female Hinge Right
7	<a href="#">82698</a>	Flush Mount Handle
8	<a href="#">82812</a>	Right Door w/o Facing Strip
9	<a href="#">67804</a>	Snap Bushing
10	<a href="#">82648</a>	Left Door w/Facing Strip
11	<a href="#">70042</a>	NSF Swivel Caster w/Lock (Door Side)
12	<a href="#">46638</a>	Caster Screw (4/Caster) 5/16-18x1/2"
13	<a href="#">49317</a>	Caster Nut (4/Caster) 5/16-18
14	<a href="#">70023</a>	Swivel Caster w/o Lock
15	<a href="#">82017</a>	Left Door w/o Facing Strip
16	<a href="#">82020</a>	Right Door w/Facing Strip

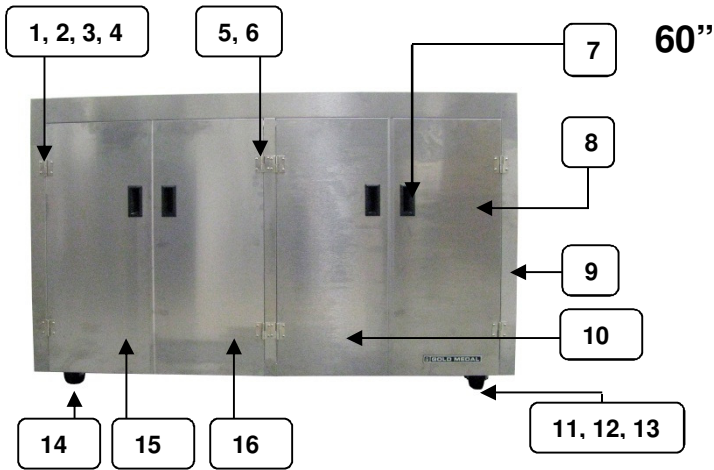
## Grand & Twin Grand Pop-O-Golds

### Exterior Base Components




48"

Item	Part No.	Description
1	41349	Male Hinge Short Left
2	41355	Female Hinge Left
3	42226	Hinge Screw (2/Hinge) 8-32x1/2"
4	74146	Hinge Nut (2/Hinge) 8-32
5	41350	Male Hinge Short Right
6	41354	Female Hinge Right
7	82698	Flush Mount Handle
8	82812	Right Door w/o Facing Strip
9	67804	Snap Bushing
10	82648	Left Door w/Facing Strip
11	70042	NSF Swivel Caster w/Lock (Door Side)
12	46638	Caster Screw (4/Caster) 5/16-18x1/2"
13	49317	Caster Nut (4/Caster) 5/16-18
14	70023	Swivel Caster w/o Lock



60"

Item	Part No.	Description
1	41349	Male Hinge Short Left
2	41355	Female Hinge Left
3	42226	Hinge Screw (2/Hinge) 8-32x1/2"
4	74146	Hinge Nut (2/Hinge) 8-32
5	41350	Male Hinge Short Right
6	41354	Female Hinge Right
7	82698	Flush Mount Handle
8	82812	Right Door w/o Facing Strip
9	67804	Snap Bushing
10	82648	Left Door w/Facing Strip
11	70042	NSF Swivel Caster w/Lock (Door Side)
12	46638	Caster Screw (4/Caster) 5/16-18x1/2"
13	49317	Caster Nut (4/Caster) 5/16-18
14	70023	Swivel Caster w/o Lock
15	82017	Left Door w/o Facing Strip
16	82020	Right Door w/Facing Strip

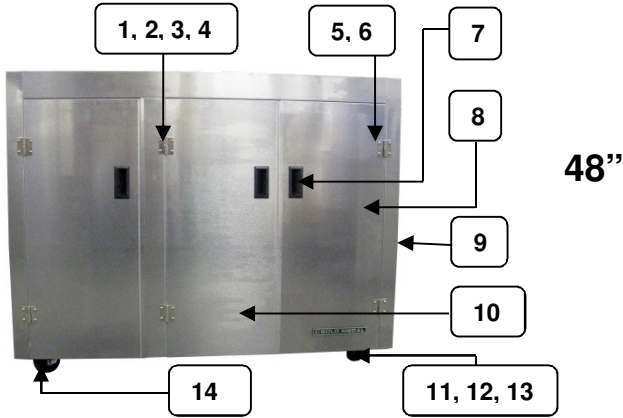


72" - 79"

Item	Part No.	Description
1	41349	Male Hinge Short Left
2	41355	Female Hinge Left
3	42226	Hinge Screw (2/Hinge) 8-32x1/2"
4	74146	Hinge Nut (2/Hinge) 8-32
5	41350	Male Hinge Short Right
6	41354	Female Hinge Right
7	82698	Flush Mount Handle
8	82812	Right Door w/o Facing Strip
9	67804	Snap Bushing
10	82648	Left Door w/Facing Strip
11	70042	NSF Swivel Caster w/Lock (Door Side)
12	46638	Caster Screw (4/Caster) 5/16-18x1/2"
13	49317	Caster Nut (4/Caster) 5/16-18
14	70023	Swivel Caster w/o Lock
15	82017	Left Door w/o Facing Strip
16	82020	Right Door w/Facing Strip

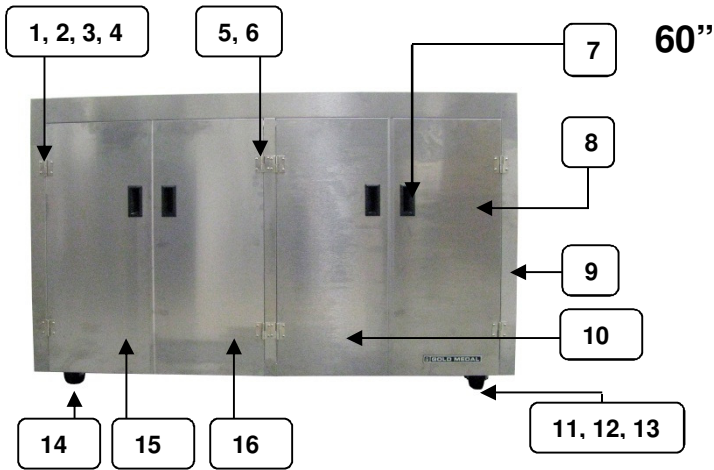
## Grand & Twin Grand Pop-O-Golds

### Exterior Base Components




48"

Item	Part No.	Description
1	41349	Male Hinge Short Left
2	41355	Female Hinge Left
3	42226	Hinge Screw (2/Hinge) 8-32x1/2"
4	74146	Hinge Nut (2/Hinge) 8-32
5	41350	Male Hinge Short Right
6	41354	Female Hinge Right
7	82698	Flush Mount Handle
8	82812	Right Door w/o Facing Strip
9	67804	Snap Bushing
10	82648	Left Door w/Facing Strip
11	70042	NSF Swivel Caster w/Lock (Door Side)
12	46638	Caster Screw (4/Caster) 5/16-18x1/2"
13	49317	Caster Nut (4/Caster) 5/16-18
14	70023	Swivel Caster w/o Lock



60"

Item	Part No.	Description
1	41349	Male Hinge Short Left
2	41355	Female Hinge Left
3	42226	Hinge Screw (2/Hinge) 8-32x1/2"
4	74146	Hinge Nut (2/Hinge) 8-32
5	41350	Male Hinge Short Right
6	41354	Female Hinge Right
7	82698	Flush Mount Handle
8	82812	Right Door w/o Facing Strip
9	67804	Snap Bushing
10	82648	Left Door w/Facing Strip
11	70042	NSF Swivel Caster w/Lock (Door Side)
12	46638	Caster Screw (4/Caster) 5/16-18x1/2"
13	49317	Caster Nut (4/Caster) 5/16-18
14	70023	Swivel Caster w/o Lock
15	82017	Left Door w/o Facing Strip
16	82020	Right Door w/Facing Strip

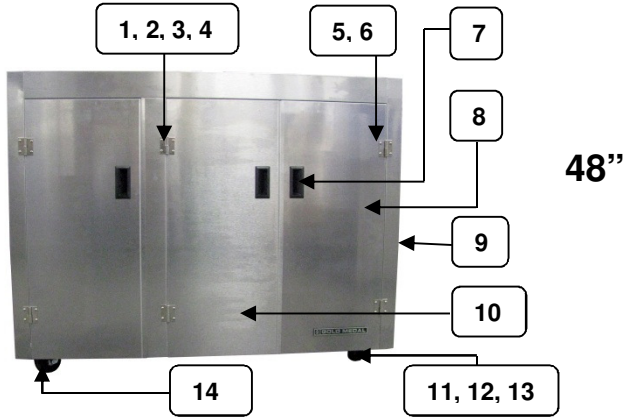


72" - 79"

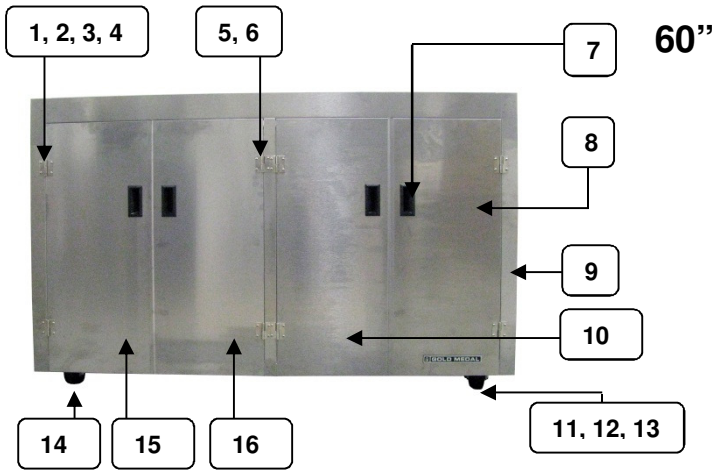
Item	Part No.	Description
1	41349	Male Hinge Short Left
2	41355	Female Hinge Left
3	42226	Hinge Screw (2/Hinge) 8-32x1/2"
4	74146	Hinge Nut (2/Hinge) 8-32
5	41350	Male Hinge Short Right
6	41354	Female Hinge Right
7	82698	Flush Mount Handle
8	82812	Right Door w/o Facing Strip
9	67804	Snap Bushing
10	82648	Left Door w/Facing Strip
11	70042	NSF Swivel Caster w/Lock (Door Side)
12	46638	Caster Screw (4/Caster) 5/16-18x1/2"
13	49317	Caster Nut (4/Caster) 5/16-18
14	70023	Swivel Caster w/o Lock
15	82017	Left Door w/o Facing Strip
16	82020	Right Door w/Facing Strip

## Grand & Twin Grand Pop-O-Golds


### Exterior Base Components



Item	Part No.	Description
1	41349	Male Hinge Short Left
2	41355	Female Hinge Left
3	42226	Hinge Screw (2/Hinge) 8-32x1/2"
4	74146	Hinge Nut (2/Hinge) 8-32
5	41350	Male Hinge Short Right
6	41354	Female Hinge Right
7	82698	Flush Mount Handle
8	82812	Right Door w/o Facing Strip
9	67804	Snap Bushing
10	82648	Left Door w/Facing Strip
11	70042	NSF Swivel Caster w/Lock (Door Side)
12	46638	Caster Screw (4/Caster) 5/16-18x1/2"
13	49317	Caster Nut (4/Caster) 5/16-18
14	70023	Swivel Caster w/o Lock




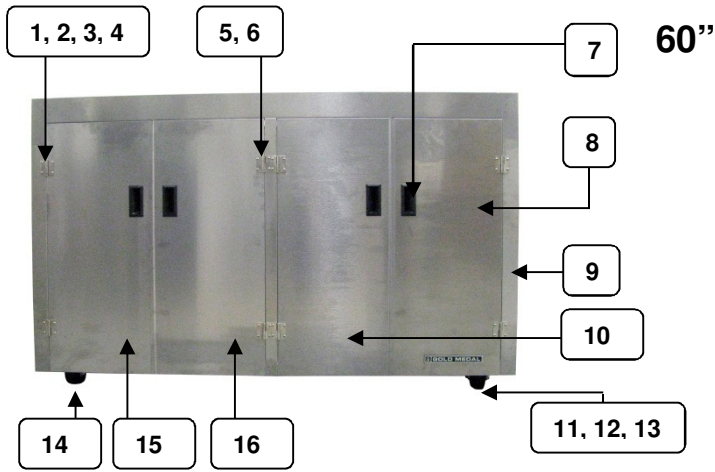
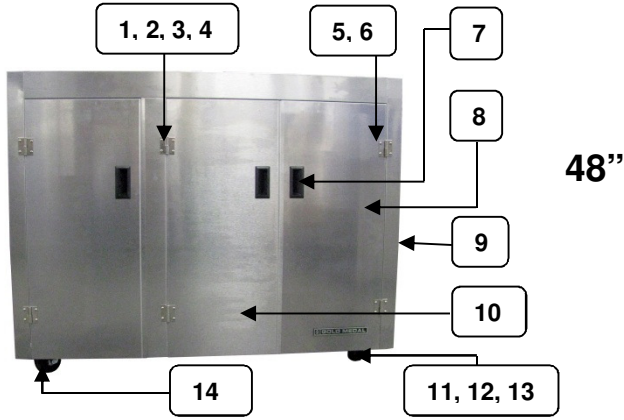
Item	Part No.	Description
1	41349	Male Hinge Short Left
2	41355	Female Hinge Left
3	42226	Hinge Screw (2/Hinge) 8-32x1/2"
4	74146	Hinge Nut (2/Hinge) 8-32
5	41350	Male Hinge Short Right
6	41354	Female Hinge Right
7	82698	Flush Mount Handle
8	82812	Right Door w/o Facing Strip
9	67804	Snap Bushing
10	82648	Left Door w/Facing Strip
11	70042	NSF Swivel Caster w/Lock (Door Side)
12	46638	Caster Screw (4/Caster) 5/16-18x1/2"
13	49317	Caster Nut (4/Caster) 5/16-18
14	70023	Swivel Caster w/o Lock
15	82017	Left Door w/o Facing Strip
16	82020	Right Door w/Facing Strip



Item	Part No.	Description
1	41349	Male Hinge Short Left
2	41355	Female Hinge Left
3	42226	Hinge Screw (2/Hinge) 8-32x1/2"
4	74146	Hinge Nut (2/Hinge) 8-32
5	41350	Male Hinge Short Right
6	41354	Female Hinge Right
7	82698	Flush Mount Handle
8	82812	Right Door w/o Facing Strip
9	67804	Snap Bushing
10	82648	Left Door w/Facing Strip
11	70042	NSF Swivel Caster w/Lock (Door Side)
12	46638	Caster Screw (4/Caster) 5/16-18x1/2"
13	49317	Caster Nut (4/Caster) 5/16-18
14	70023	Swivel Caster w/o Lock
15	82017	Left Door w/o Facing Strip
16	82020	Right Door w/Facing Strip

## Grand & Twin Grand Pop-O-Golds

### Exterior Base Components



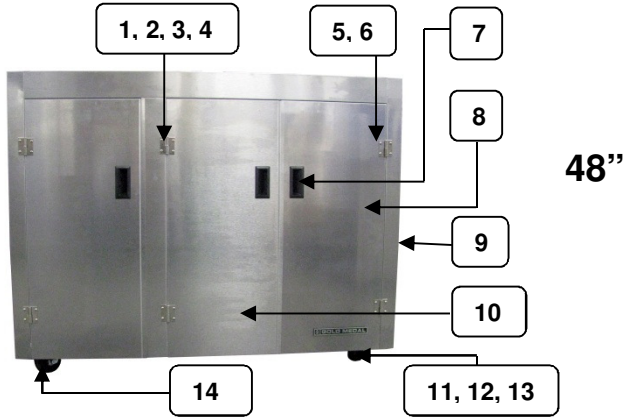
Item	Part No.	Description
1	41349	Male Hinge Short Left
2	41355	Female Hinge Left
3	42226	Hinge Screw (2/Hinge) 8-32x1/2"
4	74146	Hinge Nut (2/Hinge) 8-32
5	41350	Male Hinge Short Right
6	41354	Female Hinge Right
7	82698	Flush Mount Handle
8	82812	Right Door w/o Facing Strip
9	67804	Snap Bushing
10	82648	Left Door w/Facing Strip
11	70042	NSF Swivel Caster w/Lock (Door Side)
12	46638	Caster Screw (4/Caster) 5/16-18x1/2"
13	49317	Caster Nut (4/Caster) 5/16-18
14	70023	Swivel Caster w/o Lock

Item	Part No.	Description
1	41349	Male Hinge Short Left
2	41355	Female Hinge Left
3	42226	Hinge Screw (2/Hinge) 8-32x1/2"
4	74146	Hinge Nut (2/Hinge) 8-32
5	41350	Male Hinge Short Right
6	41354	Female Hinge Right
7	82698	Flush Mount Handle
8	82812	Right Door w/o Facing Strip
9	67804	Snap Bushing
10	82648	Left Door w/Facing Strip
11	70042	NSF Swivel Caster w/Lock (Door Side)
12	46638	Caster Screw (4/Caster) 5/16-18x1/2"
13	49317	Caster Nut (4/Caster) 5/16-18
14	70023	Swivel Caster w/o Lock
15	82017	Left Door w/o Facing Strip
16	82020	Right Door w/Facing Strip

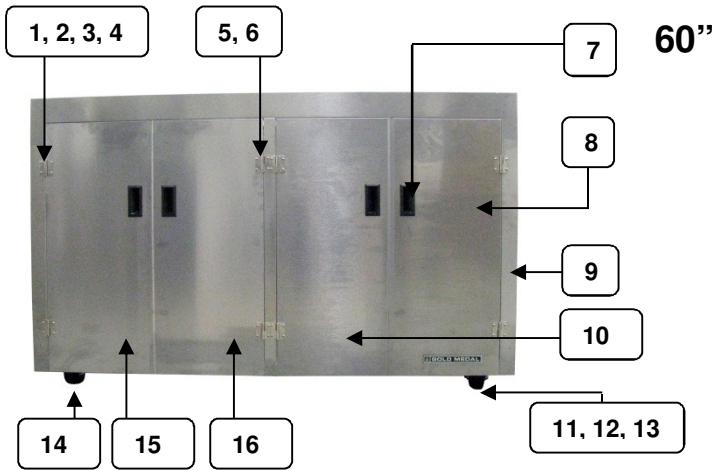
Item	Part No.	Description
1	41349	Male Hinge Short Left
2	41355	Female Hinge Left
3	42226	Hinge Screw (2/Hinge) 8-32x1/2"
4	74146	Hinge Nut (2/Hinge) 8-32
5	41350	Male Hinge Short Right
6	41354	Female Hinge Right
7	82698	Flush Mount Handle
8	82812	Right Door w/o Facing Strip
9	67804	Snap Bushing
10	82648	Left Door w/Facing Strip
11	70042	NSF Swivel Caster w/Lock (Door Side)
12	46638	Caster Screw (4/Caster) 5/16-18x1/2"
13	49317	Caster Nut (4/Caster) 5/16-18
14	70023	Swivel Caster w/o Lock
15	82017	Left Door w/o Facing Strip
16	82020	Right Door w/Facing Strip

## Grand & Twin Grand Pop-O-Golds


### Exterior Base Components



Item	Part No.	Description
1	41349	Male Hinge Short Left
2	41355	Female Hinge Left
3	42226	Hinge Screw (2/Hinge) 8-32x1/2"
4	74146	Hinge Nut (2/Hinge) 8-32
5	41350	Male Hinge Short Right
6	41354	Female Hinge Right
7	82698	Flush Mount Handle
8	82812	Right Door w/o Facing Strip
9	67804	Snap Bushing
10	82648	Left Door w/Facing Strip
11	70042	NSF Swivel Caster w/Lock (Door Side)
12	46638	Caster Screw (4/Caster) 5/16-18x1/2"
13	49317	Caster Nut (4/Caster) 5/16-18
14	70023	Swivel Caster w/o Lock



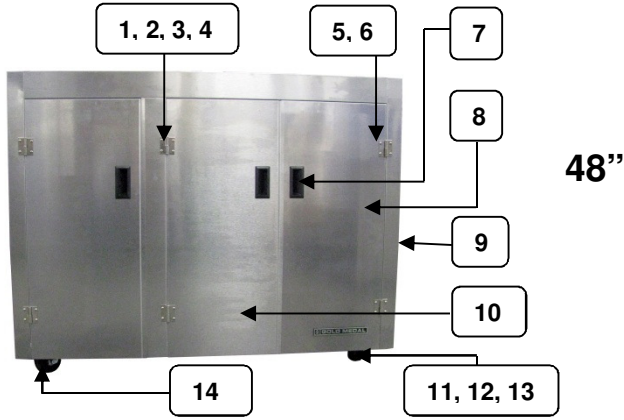
Item	Part No.	Description
1	41349	Male Hinge Short Left
2	41355	Female Hinge Left
3	42226	Hinge Screw (2/Hinge) 8-32x1/2"
4	74146	Hinge Nut (2/Hinge) 8-32
5	41350	Male Hinge Short Right
6	41354	Female Hinge Right
7	82698	Flush Mount Handle
8	82812	Right Door w/o Facing Strip
9	67804	Snap Bushing
10	82648	Left Door w/Facing Strip
11	70042	NSF Swivel Caster w/Lock (Door Side)
12	46638	Caster Screw (4/Caster) 5/16-18x1/2"
13	49317	Caster Nut (4/Caster) 5/16-18
14	70023	Swivel Caster w/o Lock
15	82017	Left Door w/o Facing Strip
16	82020	Right Door w/Facing Strip



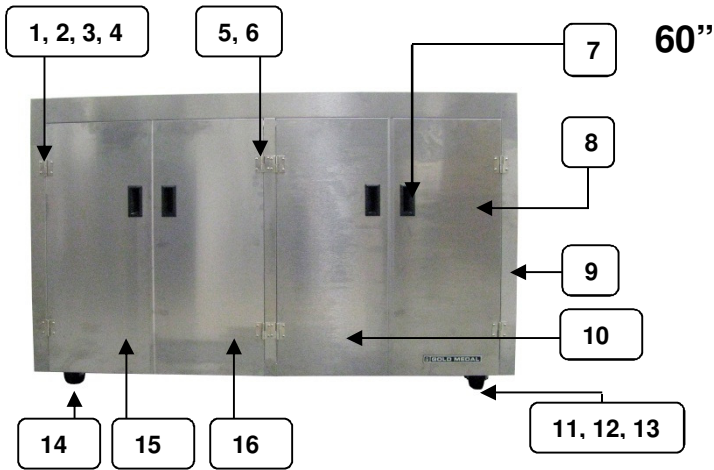
Item	Part No.	Description
1	41349	Male Hinge Short Left
2	41355	Female Hinge Left
3	42226	Hinge Screw (2/Hinge) 8-32x1/2"
4	74146	Hinge Nut (2/Hinge) 8-32
5	41350	Male Hinge Short Right
6	41354	Female Hinge Right
7	82698	Flush Mount Handle
8	82812	Right Door w/o Facing Strip
9	67804	Snap Bushing
10	82648	Left Door w/Facing Strip
11	70042	NSF Swivel Caster w/Lock (Door Side)
12	46638	Caster Screw (4/Caster) 5/16-18x1/2"
13	49317	Caster Nut (4/Caster) 5/16-18
14	70023	Swivel Caster w/o Lock
15	82017	Left Door w/o Facing Strip
16	82020	Right Door w/Facing Strip

## Grand & Twin Grand Pop-O-Golds


### Exterior Base Components



Item	Part No.	Description
1	41349	Male Hinge Short Left
2	41355	Female Hinge Left
3	42226	Hinge Screw (2/Hinge) 8-32x1/2"
4	74146	Hinge Nut (2/Hinge) 8-32
5	41350	Male Hinge Short Right
6	41354	Female Hinge Right
7	82698	Flush Mount Handle
8	82812	Right Door w/o Facing Strip
9	67804	Snap Bushing
10	82648	Left Door w/Facing Strip
11	70042	NSF Swivel Caster w/Lock (Door Side)
12	46638	Caster Screw (4/Caster) 5/16-18x1/2"
13	49317	Caster Nut (4/Caster) 5/16-18
14	70023	Swivel Caster w/o Lock



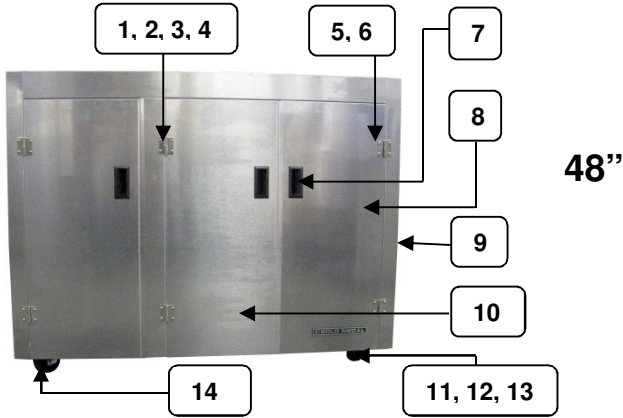
Item	Part No.	Description
1	41349	Male Hinge Short Left
2	41355	Female Hinge Left
3	42226	Hinge Screw (2/Hinge) 8-32x1/2"
4	74146	Hinge Nut (2/Hinge) 8-32
5	41350	Male Hinge Short Right
6	41354	Female Hinge Right
7	82698	Flush Mount Handle
8	82812	Right Door w/o Facing Strip
9	67804	Snap Bushing
10	82648	Left Door w/Facing Strip
11	70042	NSF Swivel Caster w/Lock (Door Side)
12	46638	Caster Screw (4/Caster) 5/16-18x1/2"
13	49317	Caster Nut (4/Caster) 5/16-18
14	70023	Swivel Caster w/o Lock
15	82017	Left Door w/o Facing Strip
16	82020	Right Door w/Facing Strip



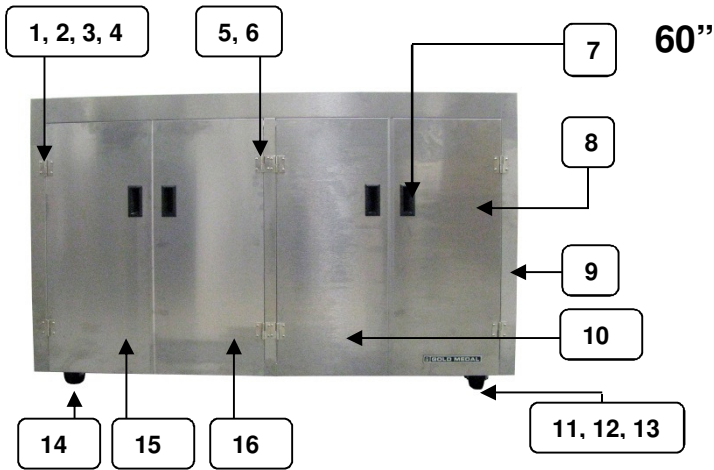
Item	Part No.	Description
1	41349	Male Hinge Short Left
2	41355	Female Hinge Left
3	42226	Hinge Screw (2/Hinge) 8-32x1/2"
4	74146	Hinge Nut (2/Hinge) 8-32
5	41350	Male Hinge Short Right
6	41354	Female Hinge Right
7	82698	Flush Mount Handle
8	82812	Right Door w/o Facing Strip
9	67804	Snap Bushing
10	82648	Left Door w/Facing Strip
11	70042	NSF Swivel Caster w/Lock (Door Side)
12	46638	Caster Screw (4/Caster) 5/16-18x1/2"
13	49317	Caster Nut (4/Caster) 5/16-18
14	70023	Swivel Caster w/o Lock
15	82017	Left Door w/o Facing Strip
16	82020	Right Door w/Facing Strip

## Grand & Twin Grand Pop-O-Golds


### Exterior Base Components



Item	Part No.	Description
1	41349	Male Hinge Short Left
2	41355	Female Hinge Left
3	42226	Hinge Screw (2/Hinge) 8-32x1/2"
4	74146	Hinge Nut (2/Hinge) 8-32
5	41350	Male Hinge Short Right
6	41354	Female Hinge Right
7	82698	Flush Mount Handle
8	82812	Right Door w/o Facing Strip
9	67804	Snap Bushing
10	82648	Left Door w/Facing Strip
11	70042	NSF Swivel Caster w/Lock (Door Side)
12	46638	Caster Screw (4/Caster) 5/16-18x1/2"
13	49317	Caster Nut (4/Caster) 5/16-18
14	70023	Swivel Caster w/o Lock



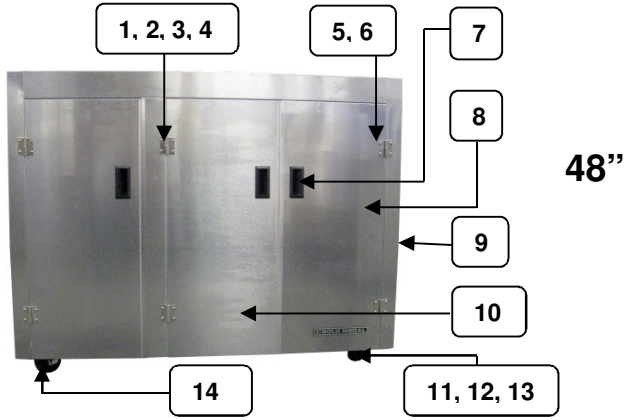
Item	Part No.	Description
1	41349	Male Hinge Short Left
2	41355	Female Hinge Left
3	42226	Hinge Screw (2/Hinge) 8-32x1/2"
4	74146	Hinge Nut (2/Hinge) 8-32
5	41350	Male Hinge Short Right
6	41354	Female Hinge Right
7	82698	Flush Mount Handle
8	82812	Right Door w/o Facing Strip
9	67804	Snap Bushing
10	82648	Left Door w/Facing Strip
11	70042	NSF Swivel Caster w/Lock (Door Side)
12	46638	Caster Screw (4/Caster) 5/16-18x1/2"
13	49317	Caster Nut (4/Caster) 5/16-18
14	70023	Swivel Caster w/o Lock
15	82017	Left Door w/o Facing Strip
16	82020	Right Door w/Facing Strip



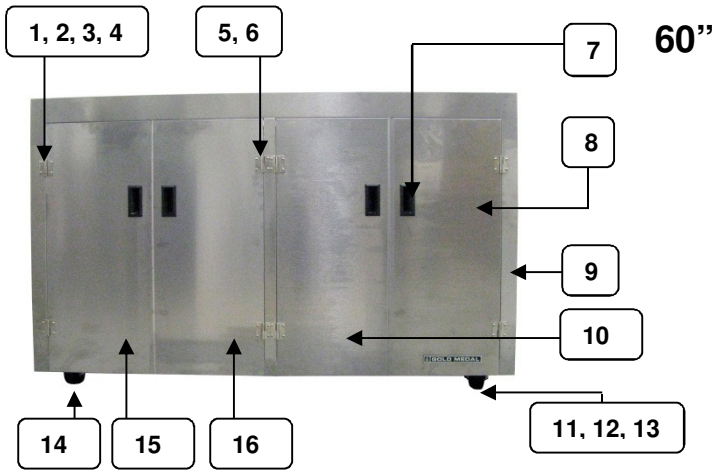
Item	Part No.	Description
1	41349	Male Hinge Short Left
2	41355	Female Hinge Left
3	42226	Hinge Screw (2/Hinge) 8-32x1/2"
4	74146	Hinge Nut (2/Hinge) 8-32
5	41350	Male Hinge Short Right
6	41354	Female Hinge Right
7	82698	Flush Mount Handle
8	82812	Right Door w/o Facing Strip
9	67804	Snap Bushing
10	82648	Left Door w/Facing Strip
11	70042	NSF Swivel Caster w/Lock (Door Side)
12	46638	Caster Screw (4/Caster) 5/16-18x1/2"
13	49317	Caster Nut (4/Caster) 5/16-18
14	70023	Swivel Caster w/o Lock
15	82017	Left Door w/o Facing Strip
16	82020	Right Door w/Facing Strip

## Grand & Twin Grand Pop-O-Golds


### Exterior Base Components



Item	Part No.	Description
1	41349	Male Hinge Short Left
2	41355	Female Hinge Left
3	42226	Hinge Screw (2/Hinge) 8-32x1/2"
4	74146	Hinge Nut (2/Hinge) 8-32
5	41350	Male Hinge Short Right
6	41354	Female Hinge Right
7	82698	Flush Mount Handle
8	82812	Right Door w/o Facing Strip
9	67804	Snap Bushing
10	82648	Left Door w/Facing Strip
11	70042	NSF Swivel Caster w/Lock (Door Side)
12	46638	Caster Screw (4/Caster) 5/16-18x1/2"
13	49317	Caster Nut (4/Caster) 5/16-18
14	70023	Swivel Caster w/o Lock



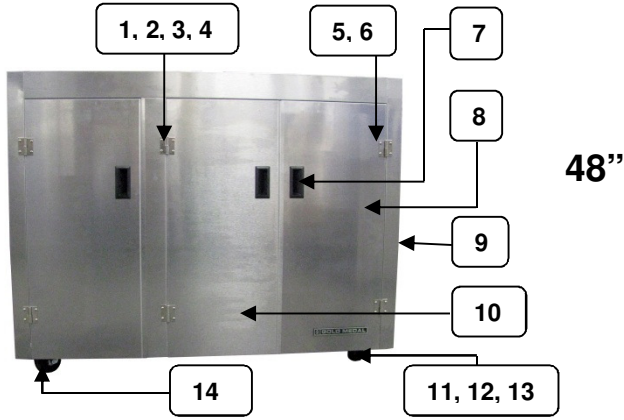
Item	Part No.	Description
1	41349	Male Hinge Short Left
2	41355	Female Hinge Left
3	42226	Hinge Screw (2/Hinge) 8-32x1/2"
4	74146	Hinge Nut (2/Hinge) 8-32
5	41350	Male Hinge Short Right
6	41354	Female Hinge Right
7	82698	Flush Mount Handle
8	82812	Right Door w/o Facing Strip
9	67804	Snap Bushing
10	82648	Left Door w/Facing Strip
11	70042	NSF Swivel Caster w/Lock (Door Side)
12	46638	Caster Screw (4/Caster) 5/16-18x1/2"
13	49317	Caster Nut (4/Caster) 5/16-18
14	70023	Swivel Caster w/o Lock
15	82017	Left Door w/o Facing Strip
16	82020	Right Door w/Facing Strip



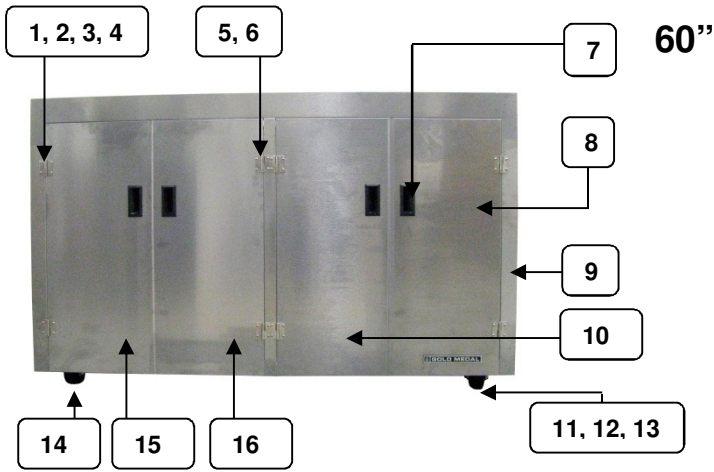
Item	Part No.	Description
1	41349	Male Hinge Short Left
2	41355	Female Hinge Left
3	42226	Hinge Screw (2/Hinge) 8-32x1/2"
4	74146	Hinge Nut (2/Hinge) 8-32
5	41350	Male Hinge Short Right
6	41354	Female Hinge Right
7	82698	Flush Mount Handle
8	82812	Right Door w/o Facing Strip
9	67804	Snap Bushing
10	82648	Left Door w/Facing Strip
11	70042	NSF Swivel Caster w/Lock (Door Side)
12	46638	Caster Screw (4/Caster) 5/16-18x1/2"
13	49317	Caster Nut (4/Caster) 5/16-18
14	70023	Swivel Caster w/o Lock
15	82017	Left Door w/o Facing Strip
16	82020	Right Door w/Facing Strip

## Grand & Twin Grand Pop-O-Golds


### Exterior Base Components



Item	Part No.	Description
1	41349	Male Hinge Short Left
2	41355	Female Hinge Left
3	42226	Hinge Screw (2/Hinge) 8-32x1/2"
4	74146	Hinge Nut (2/Hinge) 8-32
5	41350	Male Hinge Short Right
6	41354	Female Hinge Right
7	82698	Flush Mount Handle
8	82812	Right Door w/o Facing Strip
9	67804	Snap Bushing
10	82648	Left Door w/Facing Strip
11	70042	NSF Swivel Caster w/Lock (Door Side)
12	46638	Caster Screw (4/Caster) 5/16-18x1/2"
13	49317	Caster Nut (4/Caster) 5/16-18
14	70023	Swivel Caster w/o Lock




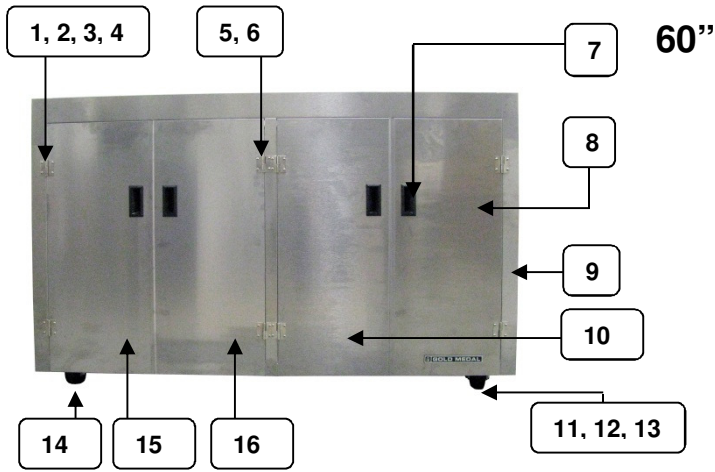
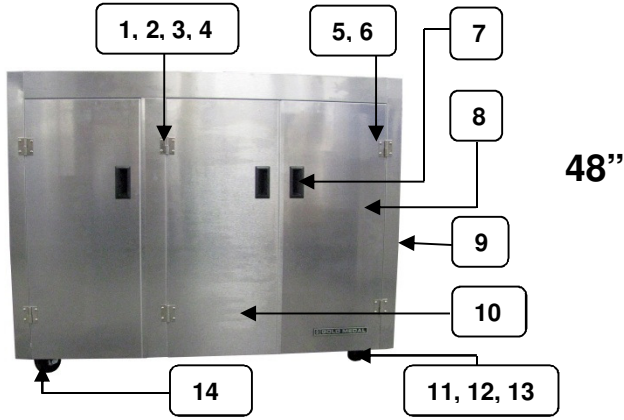
Item	Part No.	Description
1	41349	Male Hinge Short Left
2	41355	Female Hinge Left
3	42226	Hinge Screw (2/Hinge) 8-32x1/2"
4	74146	Hinge Nut (2/Hinge) 8-32
5	41350	Male Hinge Short Right
6	41354	Female Hinge Right
7	82698	Flush Mount Handle
8	82812	Right Door w/o Facing Strip
9	67804	Snap Bushing
10	82648	Left Door w/Facing Strip
11	70042	NSF Swivel Caster w/Lock (Door Side)
12	46638	Caster Screw (4/Caster) 5/16-18x1/2"
13	49317	Caster Nut (4/Caster) 5/16-18
14	70023	Swivel Caster w/o Lock
15	82017	Left Door w/o Facing Strip
16	82020	Right Door w/Facing Strip



Item	Part No.	Description
1	41349	Male Hinge Short Left
2	41355	Female Hinge Left
3	42226	Hinge Screw (2/Hinge) 8-32x1/2"
4	74146	Hinge Nut (2/Hinge) 8-32
5	41350	Male Hinge Short Right
6	41354	Female Hinge Right
7	82698	Flush Mount Handle
8	82812	Right Door w/o Facing Strip
9	67804	Snap Bushing
10	82648	Left Door w/Facing Strip
11	70042	NSF Swivel Caster w/Lock (Door Side)
12	46638	Caster Screw (4/Caster) 5/16-18x1/2"
13	49317	Caster Nut (4/Caster) 5/16-18
14	70023	Swivel Caster w/o Lock
15	82017	Left Door w/o Facing Strip
16	82020	Right Door w/Facing Strip

## Grand & Twin Grand Pop-O-Golds

### Exterior Base Components



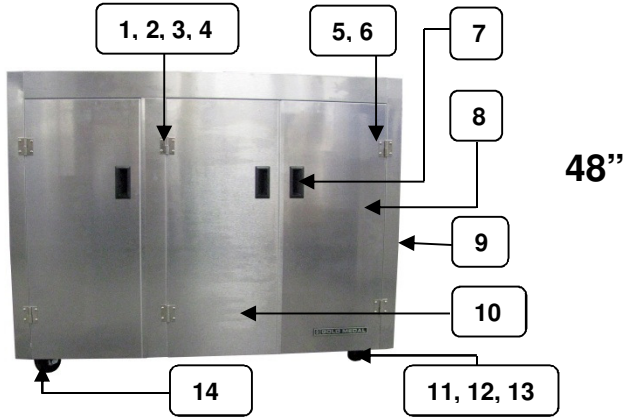
Item	Part No.	Description
1	41349	Male Hinge Short Left
2	41355	Female Hinge Left
3	42226	Hinge Screw (2/Hinge) 8-32x1/2"
4	74146	Hinge Nut (2/Hinge) 8-32
5	41350	Male Hinge Short Right
6	41354	Female Hinge Right
7	82698	Flush Mount Handle
8	82812	Right Door w/o Facing Strip
9	67804	Snap Bushing
10	82648	Left Door w/Facing Strip
11	70042	NSF Swivel Caster w/Lock (Door Side)
12	46638	Caster Screw (4/Caster) 5/16-18x1/2"
13	49317	Caster Nut (4/Caster) 5/16-18
14	70023	Swivel Caster w/o Lock

Item	Part No.	Description
1	41349	Male Hinge Short Left
2	41355	Female Hinge Left
3	42226	Hinge Screw (2/Hinge) 8-32x1/2"
4	74146	Hinge Nut (2/Hinge) 8-32
5	41350	Male Hinge Short Right
6	41354	Female Hinge Right
7	82698	Flush Mount Handle
8	82812	Right Door w/o Facing Strip
9	67804	Snap Bushing
10	82648	Left Door w/Facing Strip
11	70042	NSF Swivel Caster w/Lock (Door Side)
12	46638	Caster Screw (4/Caster) 5/16-18x1/2"
13	49317	Caster Nut (4/Caster) 5/16-18
14	70023	Swivel Caster w/o Lock
15	82017	Left Door w/o Facing Strip
16	82020	Right Door w/Facing Strip

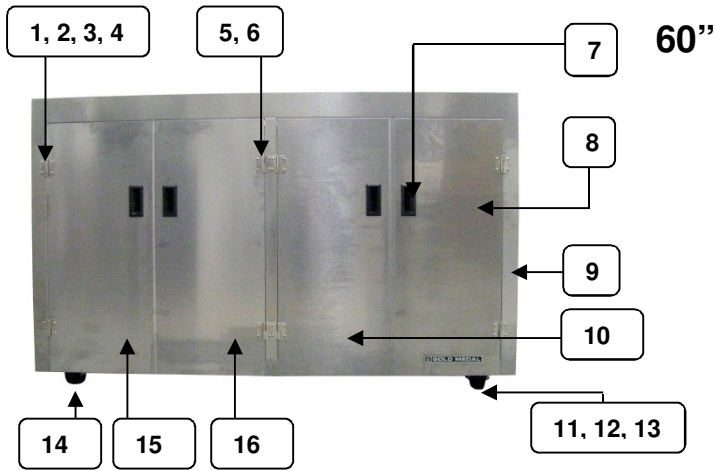
Item	Part No.	Description
1	41349	Male Hinge Short Left
2	41355	Female Hinge Left
3	42226	Hinge Screw (2/Hinge) 8-32x1/2"
4	74146	Hinge Nut (2/Hinge) 8-32
5	41350	Male Hinge Short Right
6	41354	Female Hinge Right
7	82698	Flush Mount Handle
8	82812	Right Door w/o Facing Strip
9	67804	Snap Bushing
10	82648	Left Door w/Facing Strip
11	70042	NSF Swivel Caster w/Lock (Door Side)
12	46638	Caster Screw (4/Caster) 5/16-18x1/2"
13	49317	Caster Nut (4/Caster) 5/16-18
14	70023	Swivel Caster w/o Lock
15	82017	Left Door w/o Facing Strip
16	82020	Right Door w/Facing Strip

## Grand & Twin Grand Pop-O-Golds


### Exterior Base Components



Item	Part No.	Description
1	<a href="#">41349</a>	Male Hinge Short Left
2	<a href="#">41355</a>	Female Hinge Left
3	<a href="#">42226</a>	Hinge Screw (2/Hinge) 8-32x1/2"
4	<a href="#">74146</a>	Hinge Nut (2/Hinge) 8-32
5	<a href="#">41350</a>	Male Hinge Short Right
6	<a href="#">41354</a>	Female Hinge Right
7	<a href="#">82698</a>	Flush Mount Handle
8	<a href="#">82812</a>	Right Door w/o Facing Strip
9	<a href="#">67804</a>	Snap Bushing
10	<a href="#">82648</a>	Left Door w/Facing Strip
11	<a href="#">70042</a>	NSF Swivel Caster w/Lock (Door Side)
12	<a href="#">46638</a>	Caster Screw (4/Caster) 5/16-18x1/2"
13	<a href="#">49317</a>	Caster Nut (4/Caster) 5/16-18
14	<a href="#">70023</a>	Swivel Caster w/o Lock



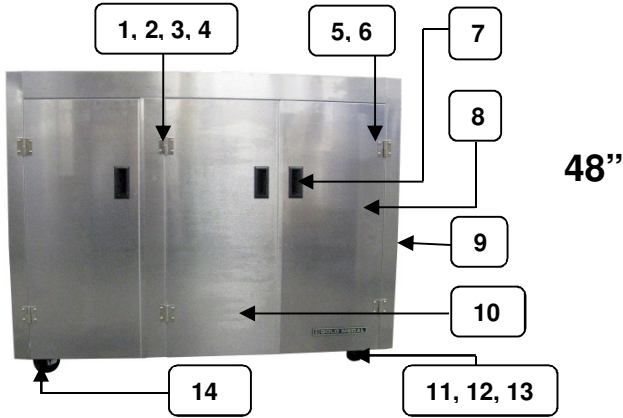
Item	Part No.	Description
1	<a href="#">41349</a>	Male Hinge Short Left
2	<a href="#">41355</a>	Female Hinge Left
3	<a href="#">42226</a>	Hinge Screw (2/Hinge) 8-32x1/2"
4	<a href="#">74146</a>	Hinge Nut (2/Hinge) 8-32
5	<a href="#">41350</a>	Male Hinge Short Right
6	<a href="#">41354</a>	Female Hinge Right
7	<a href="#">82698</a>	Flush Mount Handle
8	<a href="#">82812</a>	Right Door w/o Facing Strip
9	<a href="#">67804</a>	Snap Bushing
10	<a href="#">82648</a>	Left Door w/Facing Strip
11	<a href="#">70042</a>	NSF Swivel Caster w/Lock (Door Side)
12	<a href="#">46638</a>	Caster Screw (4/Caster) 5/16-18x1/2"
13	<a href="#">49317</a>	Caster Nut (4/Caster) 5/16-18
14	<a href="#">70023</a>	Swivel Caster w/o Lock
15	<a href="#">82017</a>	Left Door w/o Facing Strip
16	<a href="#">82020</a>	Right Door w/Facing Strip



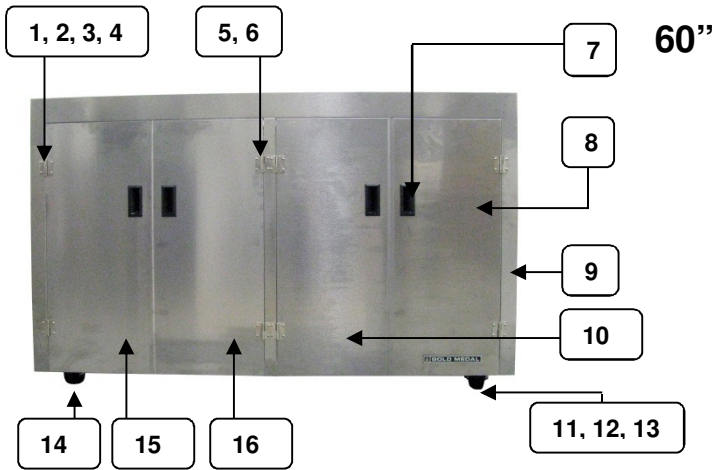
Item	Part No.	Description
1	<a href="#">41349</a>	Male Hinge Short Left
2	<a href="#">41355</a>	Female Hinge Left
3	<a href="#">42226</a>	Hinge Screw (2/Hinge) 8-32x1/2"
4	<a href="#">74146</a>	Hinge Nut (2/Hinge) 8-32
5	<a href="#">41350</a>	Male Hinge Short Right
6	<a href="#">41354</a>	Female Hinge Right
7	<a href="#">82698</a>	Flush Mount Handle
8	<a href="#">82812</a>	Right Door w/o Facing Strip
9	<a href="#">67804</a>	Snap Bushing
10	<a href="#">82648</a>	Left Door w/Facing Strip
11	<a href="#">70042</a>	NSF Swivel Caster w/Lock (Door Side)
12	<a href="#">46638</a>	Caster Screw (4/Caster) 5/16-18x1/2"
13	<a href="#">49317</a>	Caster Nut (4/Caster) 5/16-18
14	<a href="#">70023</a>	Swivel Caster w/o Lock
15	<a href="#">82017</a>	Left Door w/o Facing Strip
16	<a href="#">82020</a>	Right Door w/Facing Strip

## Grand & Twin Grand Pop-O-Golds


### Exterior Base Components



Item	Part No.	Description
1	<a href="#">41349</a>	Male Hinge Short Left
2	<a href="#">41355</a>	Female Hinge Left
3	<a href="#">42226</a>	Hinge Screw (2/Hinge) 8-32x1/2"
4	<a href="#">74146</a>	Hinge Nut (2/Hinge) 8-32
5	<a href="#">41350</a>	Male Hinge Short Right
6	<a href="#">41354</a>	Female Hinge Right
7	<a href="#">82698</a>	Flush Mount Handle
8	<a href="#">82812</a>	Right Door w/o Facing Strip
9	<a href="#">67804</a>	Snap Bushing
10	<a href="#">82648</a>	Left Door w/Facing Strip
11	<a href="#">70042</a>	NSF Swivel Caster w/Lock (Door Side)
12	<a href="#">46638</a>	Caster Screw (4/Caster) 5/16-18x1/2"
13	<a href="#">49317</a>	Caster Nut (4/Caster) 5/16-18
14	<a href="#">70023</a>	Swivel Caster w/o Lock



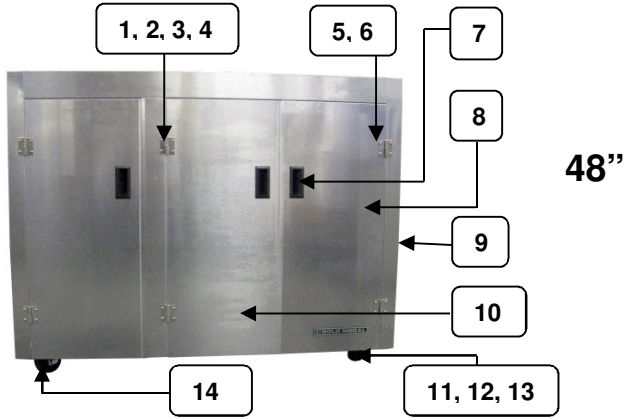
Item	Part No.	Description
1	<a href="#">41349</a>	Male Hinge Short Left
2	<a href="#">41355</a>	Female Hinge Left
3	<a href="#">42226</a>	Hinge Screw (2/Hinge) 8-32x1/2"
4	<a href="#">74146</a>	Hinge Nut (2/Hinge) 8-32
5	<a href="#">41350</a>	Male Hinge Short Right
6	<a href="#">41354</a>	Female Hinge Right
7	<a href="#">82698</a>	Flush Mount Handle
8	<a href="#">82812</a>	Right Door w/o Facing Strip
9	<a href="#">67804</a>	Snap Bushing
10	<a href="#">82648</a>	Left Door w/Facing Strip
11	<a href="#">70042</a>	NSF Swivel Caster w/Lock (Door Side)
12	<a href="#">46638</a>	Caster Screw (4/Caster) 5/16-18x1/2"
13	<a href="#">49317</a>	Caster Nut (4/Caster) 5/16-18
14	<a href="#">70023</a>	Swivel Caster w/o Lock
15	<a href="#">82017</a>	Left Door w/o Facing Strip
16	<a href="#">82020</a>	Right Door w/Facing Strip



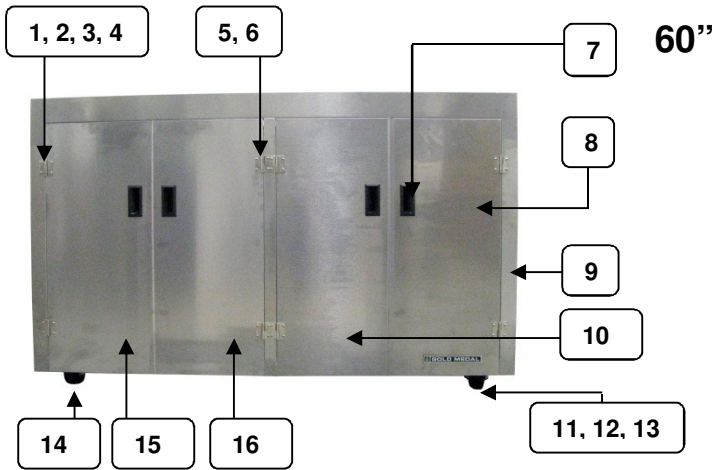
Item	Part No.	Description
1	<a href="#">41349</a>	Male Hinge Short Left
2	<a href="#">41355</a>	Female Hinge Left
3	<a href="#">42226</a>	Hinge Screw (2/Hinge) 8-32x1/2"
4	<a href="#">74146</a>	Hinge Nut (2/Hinge) 8-32
5	<a href="#">41350</a>	Male Hinge Short Right
6	<a href="#">41354</a>	Female Hinge Right
7	<a href="#">82698</a>	Flush Mount Handle
8	<a href="#">82812</a>	Right Door w/o Facing Strip
9	<a href="#">67804</a>	Snap Bushing
10	<a href="#">82648</a>	Left Door w/Facing Strip
11	<a href="#">70042</a>	NSF Swivel Caster w/Lock (Door Side)
12	<a href="#">46638</a>	Caster Screw (4/Caster) 5/16-18x1/2"
13	<a href="#">49317</a>	Caster Nut (4/Caster) 5/16-18
14	<a href="#">70023</a>	Swivel Caster w/o Lock
15	<a href="#">82017</a>	Left Door w/o Facing Strip
16	<a href="#">82020</a>	Right Door w/Facing Strip

## Grand & Twin Grand Pop-O-Golds


### Exterior Base Components



Item	Part No.	Description
1	41349	Male Hinge Short Left
2	41355	Female Hinge Left
3	42226	Hinge Screw (2/Hinge) 8-32x1/2"
4	74146	Hinge Nut (2/Hinge) 8-32
5	41350	Male Hinge Short Right
6	41354	Female Hinge Right
7	82698	Flush Mount Handle
8	82812	Right Door w/o Facing Strip
9	67804	Snap Bushing
10	82648	Left Door w/Facing Strip
11	70042	NSF Swivel Caster w/Lock (Door Side)
12	46638	Caster Screw (4/Caster) 5/16-18x1/2"
13	49317	Caster Nut (4/Caster) 5/16-18
14	70023	Swivel Caster w/o Lock



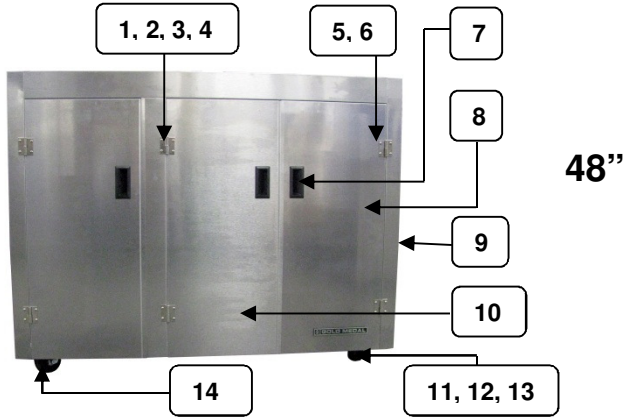
Item	Part No.	Description
1	41349	Male Hinge Short Left
2	41355	Female Hinge Left
3	42226	Hinge Screw (2/Hinge) 8-32x1/2"
4	74146	Hinge Nut (2/Hinge) 8-32
5	41350	Male Hinge Short Right
6	41354	Female Hinge Right
7	82698	Flush Mount Handle
8	82812	Right Door w/o Facing Strip
9	67804	Snap Bushing
10	82648	Left Door w/Facing Strip
11	70042	NSF Swivel Caster w/Lock (Door Side)
12	46638	Caster Screw (4/Caster) 5/16-18x1/2"
13	49317	Caster Nut (4/Caster) 5/16-18
14	70023	Swivel Caster w/o Lock
15	82017	Left Door w/o Facing Strip
16	82020	Right Door w/Facing Strip



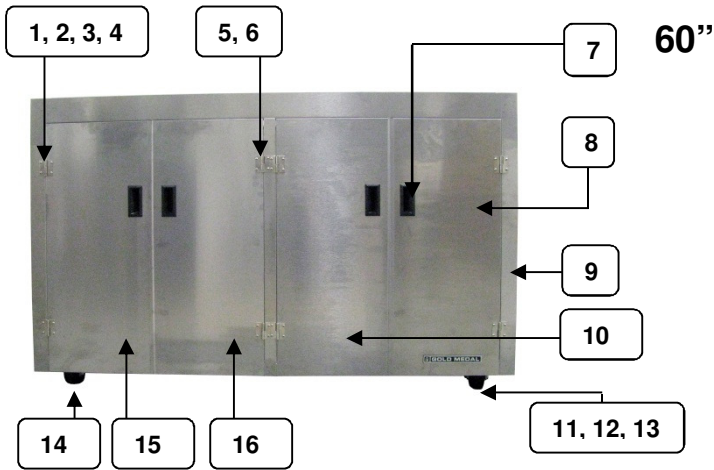
Item	Part No.	Description
1	41349	Male Hinge Short Left
2	41355	Female Hinge Left
3	42226	Hinge Screw (2/Hinge) 8-32x1/2"
4	74146	Hinge Nut (2/Hinge) 8-32
5	41350	Male Hinge Short Right
6	41354	Female Hinge Right
7	82698	Flush Mount Handle
8	82812	Right Door w/o Facing Strip
9	67804	Snap Bushing
10	82648	Left Door w/Facing Strip
11	70042	NSF Swivel Caster w/Lock (Door Side)
12	46638	Caster Screw (4/Caster) 5/16-18x1/2"
13	49317	Caster Nut (4/Caster) 5/16-18
14	70023	Swivel Caster w/o Lock
15	82017	Left Door w/o Facing Strip
16	82020	Right Door w/Facing Strip

## Grand & Twin Grand Pop-O-Golds


### Exterior Base Components



Item	Part No.	Description
1	41349	Male Hinge Short Left
2	41355	Female Hinge Left
3	42226	Hinge Screw (2/Hinge) 8-32x1/2"
4	74146	Hinge Nut (2/Hinge) 8-32
5	41350	Male Hinge Short Right
6	41354	Female Hinge Right
7	82698	Flush Mount Handle
8	82812	Right Door w/o Facing Strip
9	67804	Snap Bushing
10	82648	Left Door w/Facing Strip
11	70042	NSF Swivel Caster w/Lock (Door Side)
12	46638	Caster Screw (4/Caster) 5/16-18x1/2"
13	49317	Caster Nut (4/Caster) 5/16-18
14	70023	Swivel Caster w/o Lock



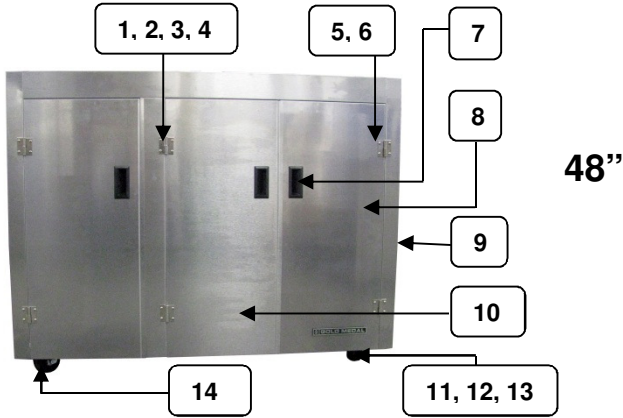
Item	Part No.	Description
1	41349	Male Hinge Short Left
2	41355	Female Hinge Left
3	42226	Hinge Screw (2/Hinge) 8-32x1/2"
4	74146	Hinge Nut (2/Hinge) 8-32
5	41350	Male Hinge Short Right
6	41354	Female Hinge Right
7	82698	Flush Mount Handle
8	82812	Right Door w/o Facing Strip
9	67804	Snap Bushing
10	82648	Left Door w/Facing Strip
11	70042	NSF Swivel Caster w/Lock (Door Side)
12	46638	Caster Screw (4/Caster) 5/16-18x1/2"
13	49317	Caster Nut (4/Caster) 5/16-18
14	70023	Swivel Caster w/o Lock
15	82017	Left Door w/o Facing Strip
16	82020	Right Door w/Facing Strip



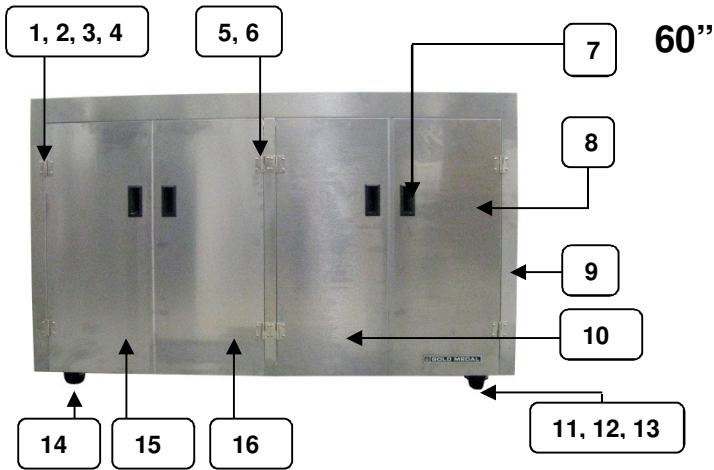
Item	Part No.	Description
1	41349	Male Hinge Short Left
2	41355	Female Hinge Left
3	42226	Hinge Screw (2/Hinge) 8-32x1/2"
4	74146	Hinge Nut (2/Hinge) 8-32
5	41350	Male Hinge Short Right
6	41354	Female Hinge Right
7	82698	Flush Mount Handle
8	82812	Right Door w/o Facing Strip
9	67804	Snap Bushing
10	82648	Left Door w/Facing Strip
11	70042	NSF Swivel Caster w/Lock (Door Side)
12	46638	Caster Screw (4/Caster) 5/16-18x1/2"
13	49317	Caster Nut (4/Caster) 5/16-18
14	70023	Swivel Caster w/o Lock
15	82017	Left Door w/o Facing Strip
16	82020	Right Door w/Facing Strip

## Grand & Twin Grand Pop-O-Golds


### Exterior Base Components



Item	Part No.	Description
1	41349	Male Hinge Short Left
2	41355	Female Hinge Left
3	42226	Hinge Screw (2/Hinge) 8-32x1/2"
4	74146	Hinge Nut (2/Hinge) 8-32
5	41350	Male Hinge Short Right
6	41354	Female Hinge Right
7	82698	Flush Mount Handle
8	82812	Right Door w/o Facing Strip
9	67804	Snap Bushing
10	82648	Left Door w/Facing Strip
11	70042	NSF Swivel Caster w/Lock (Door Side)
12	46638	Caster Screw (4/Caster) 5/16-18x1/2"
13	49317	Caster Nut (4/Caster) 5/16-18
14	70023	Swivel Caster w/o Lock




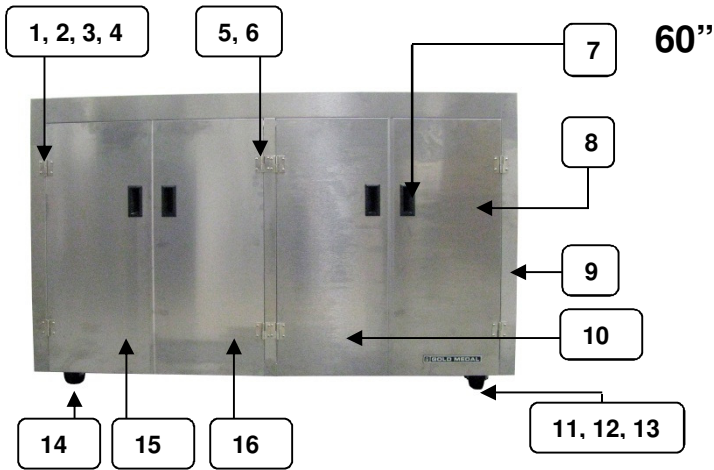
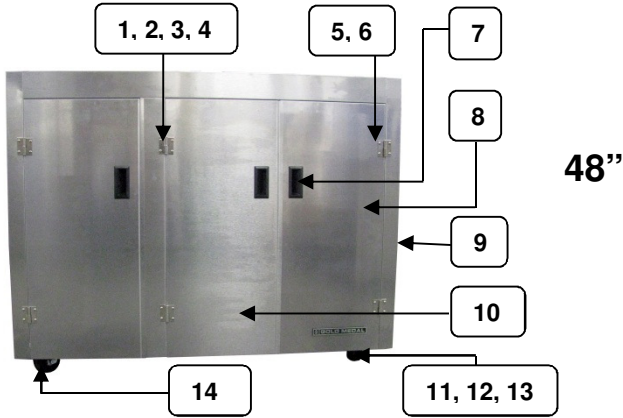
Item	Part No.	Description
1	41349	Male Hinge Short Left
2	41355	Female Hinge Left
3	42226	Hinge Screw (2/Hinge) 8-32x1/2"
4	74146	Hinge Nut (2/Hinge) 8-32
5	41350	Male Hinge Short Right
6	41354	Female Hinge Right
7	82698	Flush Mount Handle
8	82812	Right Door w/o Facing Strip
9	67804	Snap Bushing
10	82648	Left Door w/Facing Strip
11	70042	NSF Swivel Caster w/Lock (Door Side)
12	46638	Caster Screw (4/Caster) 5/16-18x1/2"
13	49317	Caster Nut (4/Caster) 5/16-18
14	70023	Swivel Caster w/o Lock
15	82017	Left Door w/o Facing Strip
16	82020	Right Door w/Facing Strip



Item	Part No.	Description
1	41349	Male Hinge Short Left
2	41355	Female Hinge Left
3	42226	Hinge Screw (2/Hinge) 8-32x1/2"
4	74146	Hinge Nut (2/Hinge) 8-32
5	41350	Male Hinge Short Right
6	41354	Female Hinge Right
7	82698	Flush Mount Handle
8	82812	Right Door w/o Facing Strip
9	67804	Snap Bushing
10	82648	Left Door w/Facing Strip
11	70042	NSF Swivel Caster w/Lock (Door Side)
12	46638	Caster Screw (4/Caster) 5/16-18x1/2"
13	49317	Caster Nut (4/Caster) 5/16-18
14	70023	Swivel Caster w/o Lock
15	82017	Left Door w/o Facing Strip
16	82020	Right Door w/Facing Strip

## Grand & Twin Grand Pop-O-Golds

### Exterior Base Components




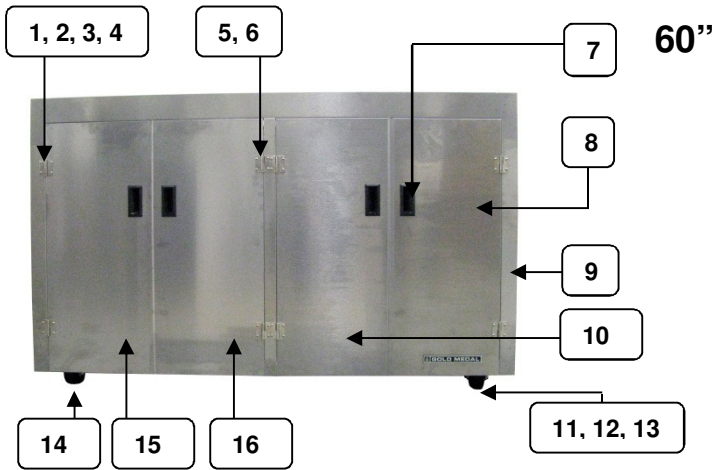
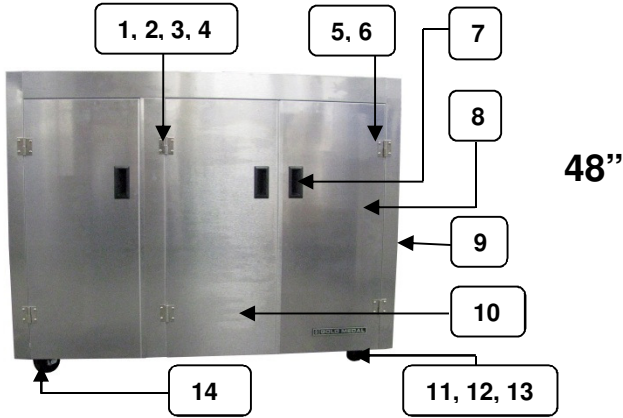
Item	Part No.	Description
1	41349	Male Hinge Short Left
2	41355	Female Hinge Left
3	42226	Hinge Screw (2/Hinge) 8-32x1/2"
4	74146	Hinge Nut (2/Hinge) 8-32
5	41350	Male Hinge Short Right
6	41354	Female Hinge Right
7	82698	Flush Mount Handle
8	82812	Right Door w/o Facing Strip
9	67804	Snap Bushing
10	82648	Left Door w/Facing Strip
11	70042	NSF Swivel Caster w/Lock (Door Side)
12	46638	Caster Screw (4/Caster) 5/16-18x1/2"
13	49317	Caster Nut (4/Caster) 5/16-18
14	70023	Swivel Caster w/o Lock

Item	Part No.	Description
1	41349	Male Hinge Short Left
2	41355	Female Hinge Left
3	42226	Hinge Screw (2/Hinge) 8-32x1/2"
4	74146	Hinge Nut (2/Hinge) 8-32
5	41350	Male Hinge Short Right
6	41354	Female Hinge Right
7	82698	Flush Mount Handle
8	82812	Right Door w/o Facing Strip
9	67804	Snap Bushing
10	82648	Left Door w/Facing Strip
11	70042	NSF Swivel Caster w/Lock (Door Side)
12	46638	Caster Screw (4/Caster) 5/16-18x1/2"
13	49317	Caster Nut (4/Caster) 5/16-18
14	70023	Swivel Caster w/o Lock
15	82017	Left Door w/o Facing Strip
16	82020	Right Door w/Facing Strip

Item	Part No.	Description
1	41349	Male Hinge Short Left
2	41355	Female Hinge Left
3	42226	Hinge Screw (2/Hinge) 8-32x1/2"
4	74146	Hinge Nut (2/Hinge) 8-32
5	41350	Male Hinge Short Right
6	41354	Female Hinge Right
7	82698	Flush Mount Handle
8	82812	Right Door w/o Facing Strip
9	67804	Snap Bushing
10	82648	Left Door w/Facing Strip
11	70042	NSF Swivel Caster w/Lock (Door Side)
12	46638	Caster Screw (4/Caster) 5/16-18x1/2"
13	49317	Caster Nut (4/Caster) 5/16-18
14	70023	Swivel Caster w/o Lock
15	82017	Left Door w/o Facing Strip
16	82020	Right Door w/Facing Strip

## Grand & Twin Grand Pop-O-Golds

### Exterior Base Components



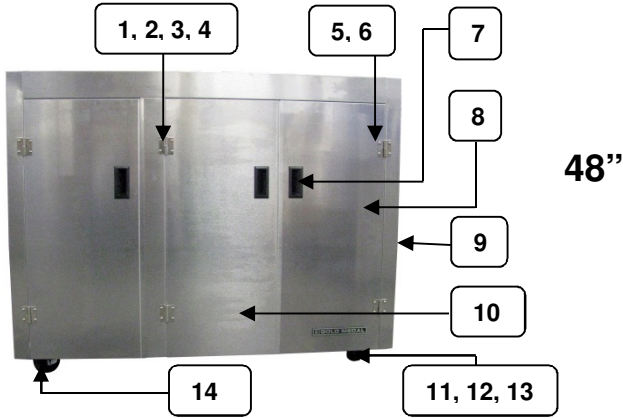
Item	Part No.	Description
1	41349	Male Hinge Short Left
2	41355	Female Hinge Left
3	42226	Hinge Screw (2/Hinge) 8-32x1/2"
4	74146	Hinge Nut (2/Hinge) 8-32
5	41350	Male Hinge Short Right
6	41354	Female Hinge Right
7	82698	Flush Mount Handle
8	82812	Right Door w/o Facing Strip
9	67804	Snap Bushing
10	82648	Left Door w/Facing Strip
11	70042	NSF Swivel Caster w/Lock (Door Side)
12	46638	Caster Screw (4/Caster) 5/16-18x1/2"
13	49317	Caster Nut (4/Caster) 5/16-18
14	70023	Swivel Caster w/o Lock

Item	Part No.	Description
1	41349	Male Hinge Short Left
2	41355	Female Hinge Left
3	42226	Hinge Screw (2/Hinge) 8-32x1/2"
4	74146	Hinge Nut (2/Hinge) 8-32
5	41350	Male Hinge Short Right
6	41354	Female Hinge Right
7	82698	Flush Mount Handle
8	82812	Right Door w/o Facing Strip
9	67804	Snap Bushing
10	82648	Left Door w/Facing Strip
11	70042	NSF Swivel Caster w/Lock (Door Side)
12	46638	Caster Screw (4/Caster) 5/16-18x1/2"
13	49317	Caster Nut (4/Caster) 5/16-18
14	70023	Swivel Caster w/o Lock
15	82017	Left Door w/o Facing Strip
16	82020	Right Door w/Facing Strip

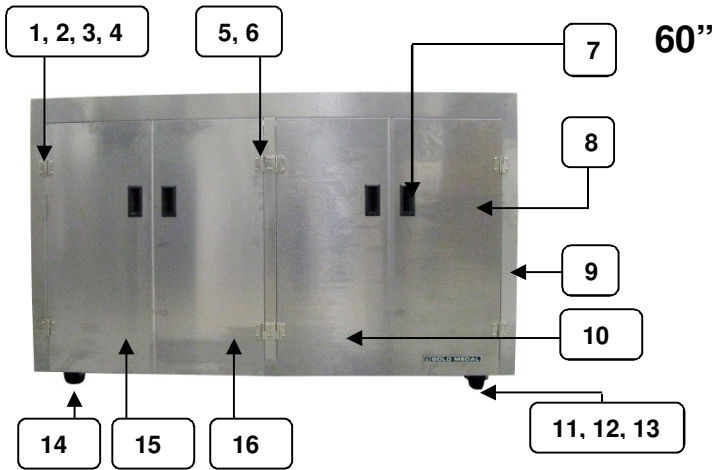
Item	Part No.	Description
1	41349	Male Hinge Short Left
2	41355	Female Hinge Left
3	42226	Hinge Screw (2/Hinge) 8-32x1/2"
4	74146	Hinge Nut (2/Hinge) 8-32
5	41350	Male Hinge Short Right
6	41354	Female Hinge Right
7	82698	Flush Mount Handle
8	82812	Right Door w/o Facing Strip
9	67804	Snap Bushing
10	82648	Left Door w/Facing Strip
11	70042	NSF Swivel Caster w/Lock (Door Side)
12	46638	Caster Screw (4/Caster) 5/16-18x1/2"
13	49317	Caster Nut (4/Caster) 5/16-18
14	70023	Swivel Caster w/o Lock
15	82017	Left Door w/o Facing Strip
16	82020	Right Door w/Facing Strip

## Grand & Twin Grand Pop-O-Golds


### Exterior Base Components



Item	Part No.	Description
1	41349	Male Hinge Short Left
2	41355	Female Hinge Left
3	42226	Hinge Screw (2/Hinge) 8-32x1/2"
4	74146	Hinge Nut (2/Hinge) 8-32
5	41350	Male Hinge Short Right
6	41354	Female Hinge Right
7	82698	Flush Mount Handle
8	82812	Right Door w/o Facing Strip
9	67804	Snap Bushing
10	82648	Left Door w/Facing Strip
11	70042	NSF Swivel Caster w/Lock (Door Side)
12	46638	Caster Screw (4/Caster) 5/16-18x1/2"
13	49317	Caster Nut (4/Caster) 5/16-18
14	70023	Swivel Caster w/o Lock



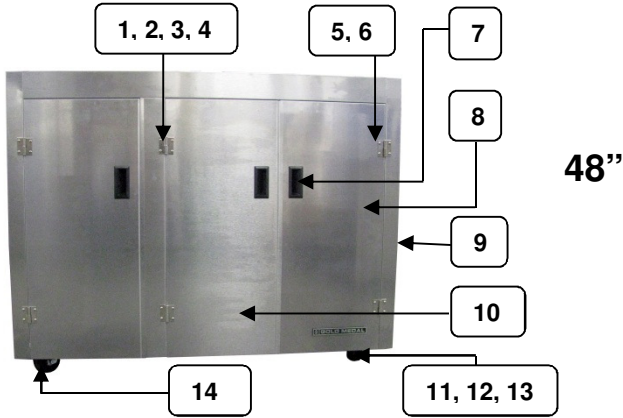
Item	Part No.	Description
1	41349	Male Hinge Short Left
2	41355	Female Hinge Left
3	42226	Hinge Screw (2/Hinge) 8-32x1/2"
4	74146	Hinge Nut (2/Hinge) 8-32
5	41350	Male Hinge Short Right
6	41354	Female Hinge Right
7	82698	Flush Mount Handle
8	82812	Right Door w/o Facing Strip
9	67804	Snap Bushing
10	82648	Left Door w/Facing Strip
11	70042	NSF Swivel Caster w/Lock (Door Side)
12	46638	Caster Screw (4/Caster) 5/16-18x1/2"
13	49317	Caster Nut (4/Caster) 5/16-18
14	70023	Swivel Caster w/o Lock
15	82017	Left Door w/o Facing Strip
16	82020	Right Door w/Facing Strip



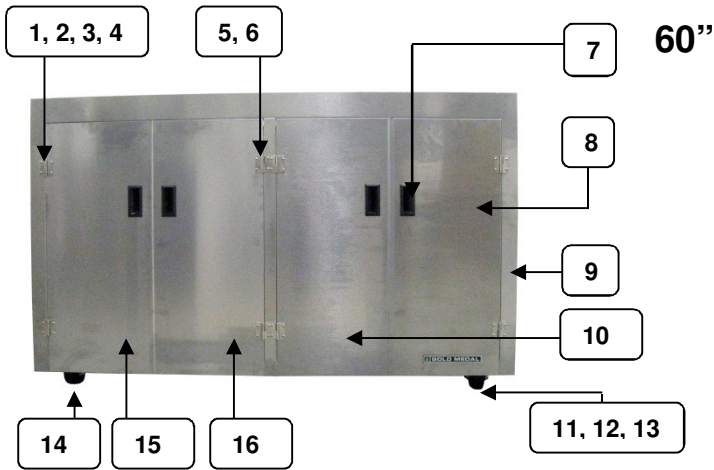
Item	Part No.	Description
1	41349	Male Hinge Short Left
2	41355	Female Hinge Left
3	42226	Hinge Screw (2/Hinge) 8-32x1/2"
4	74146	Hinge Nut (2/Hinge) 8-32
5	41350	Male Hinge Short Right
6	41354	Female Hinge Right
7	82698	Flush Mount Handle
8	82812	Right Door w/o Facing Strip
9	67804	Snap Bushing
10	82648	Left Door w/Facing Strip
11	70042	NSF Swivel Caster w/Lock (Door Side)
12	46638	Caster Screw (4/Caster) 5/16-18x1/2"
13	49317	Caster Nut (4/Caster) 5/16-18
14	70023	Swivel Caster w/o Lock
15	82017	Left Door w/o Facing Strip
16	82020	Right Door w/Facing Strip

## Grand & Twin Grand Pop-O-Golds


### Exterior Base Components



Item	Part No.	Description
1	41349	Male Hinge Short Left
2	41355	Female Hinge Left
3	42226	Hinge Screw (2/Hinge) 8-32x1/2"
4	74146	Hinge Nut (2/Hinge) 8-32
5	41350	Male Hinge Short Right
6	41354	Female Hinge Right
7	82698	Flush Mount Handle
8	82812	Right Door w/o Facing Strip
9	67804	Snap Bushing
10	82648	Left Door w/Facing Strip
11	70042	NSF Swivel Caster w/Lock (Door Side)
12	46638	Caster Screw (4/Caster) 5/16-18x1/2"
13	49317	Caster Nut (4/Caster) 5/16-18
14	70023	Swivel Caster w/o Lock



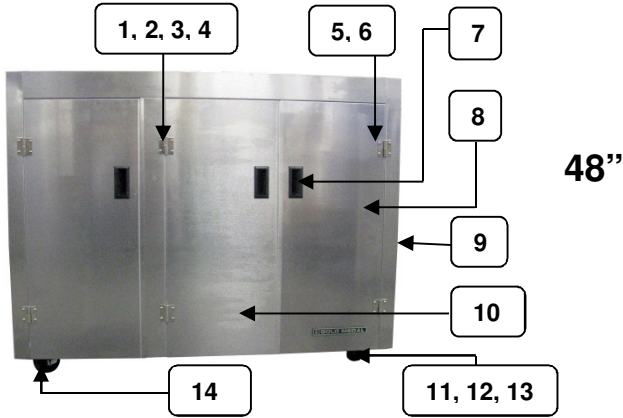
Item	Part No.	Description
1	41349	Male Hinge Short Left
2	41355	Female Hinge Left
3	42226	Hinge Screw (2/Hinge) 8-32x1/2"
4	74146	Hinge Nut (2/Hinge) 8-32
5	41350	Male Hinge Short Right
6	41354	Female Hinge Right
7	82698	Flush Mount Handle
8	82812	Right Door w/o Facing Strip
9	67804	Snap Bushing
10	82648	Left Door w/Facing Strip
11	70042	NSF Swivel Caster w/Lock (Door Side)
12	46638	Caster Screw (4/Caster) 5/16-18x1/2"
13	49317	Caster Nut (4/Caster) 5/16-18
14	70023	Swivel Caster w/o Lock
15	82017	Left Door w/o Facing Strip
16	82020	Right Door w/Facing Strip



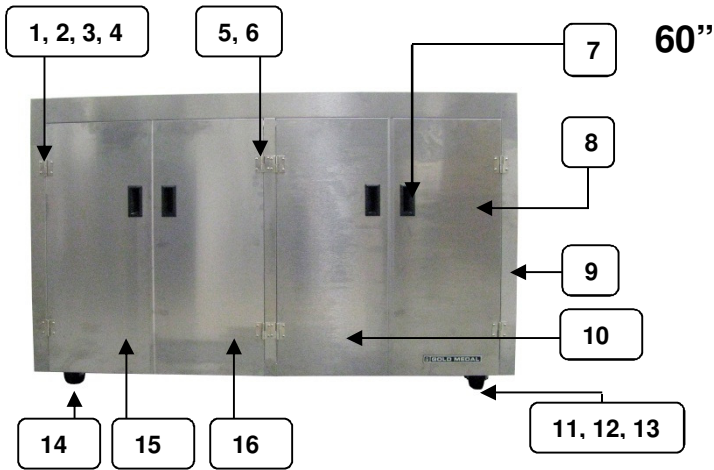
Item	Part No.	Description
1	41349	Male Hinge Short Left
2	41355	Female Hinge Left
3	42226	Hinge Screw (2/Hinge) 8-32x1/2"
4	74146	Hinge Nut (2/Hinge) 8-32
5	41350	Male Hinge Short Right
6	41354	Female Hinge Right
7	82698	Flush Mount Handle
8	82812	Right Door w/o Facing Strip
9	67804	Snap Bushing
10	82648	Left Door w/Facing Strip
11	70042	NSF Swivel Caster w/Lock (Door Side)
12	46638	Caster Screw (4/Caster) 5/16-18x1/2"
13	49317	Caster Nut (4/Caster) 5/16-18
14	70023	Swivel Caster w/o Lock
15	82017	Left Door w/o Facing Strip
16	82020	Right Door w/Facing Strip

## Grand & Twin Grand Pop-O-Golds


### Exterior Base Components



Item	Part No.	Description
1	<a href="#">41349</a>	Male Hinge Short Left
2	<a href="#">41355</a>	Female Hinge Left
3	<a href="#">42226</a>	Hinge Screw (2/Hinge) 8-32x1/2"
4	<a href="#">74146</a>	Hinge Nut (2/Hinge) 8-32
5	<a href="#">41350</a>	Male Hinge Short Right
6	<a href="#">41354</a>	Female Hinge Right
7	<a href="#">82698</a>	Flush Mount Handle
8	<a href="#">82812</a>	Right Door w/o Facing Strip
9	<a href="#">67804</a>	Snap Bushing
10	<a href="#">82648</a>	Left Door w/Facing Strip
11	<a href="#">70042</a>	NSF Swivel Caster w/Lock (Door Side)
12	<a href="#">46638</a>	Caster Screw (4/Caster) 5/16-18x1/2"
13	<a href="#">49317</a>	Caster Nut (4/Caster) 5/16-18
14	<a href="#">70023</a>	Swivel Caster w/o Lock



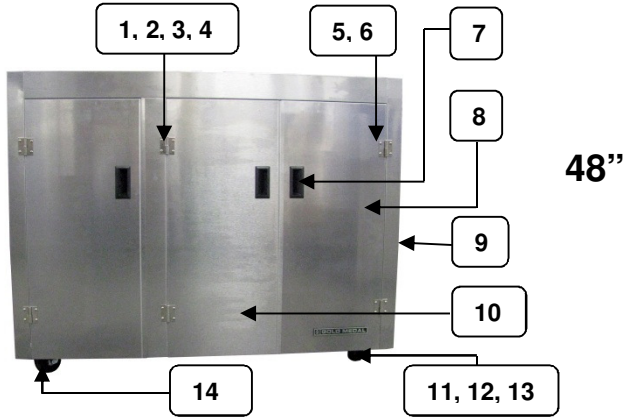
Item	Part No.	Description
1	<a href="#">41349</a>	Male Hinge Short Left
2	<a href="#">41355</a>	Female Hinge Left
3	<a href="#">42226</a>	Hinge Screw (2/Hinge) 8-32x1/2"
4	<a href="#">74146</a>	Hinge Nut (2/Hinge) 8-32
5	<a href="#">41350</a>	Male Hinge Short Right
6	<a href="#">41354</a>	Female Hinge Right
7	<a href="#">82698</a>	Flush Mount Handle
8	<a href="#">82812</a>	Right Door w/o Facing Strip
9	<a href="#">67804</a>	Snap Bushing
10	<a href="#">82648</a>	Left Door w/Facing Strip
11	<a href="#">70042</a>	NSF Swivel Caster w/Lock (Door Side)
12	<a href="#">46638</a>	Caster Screw (4/Caster) 5/16-18x1/2"
13	<a href="#">49317</a>	Caster Nut (4/Caster) 5/16-18
14	<a href="#">70023</a>	Swivel Caster w/o Lock
15	<a href="#">82017</a>	Left Door w/o Facing Strip
16	<a href="#">82020</a>	Right Door w/Facing Strip



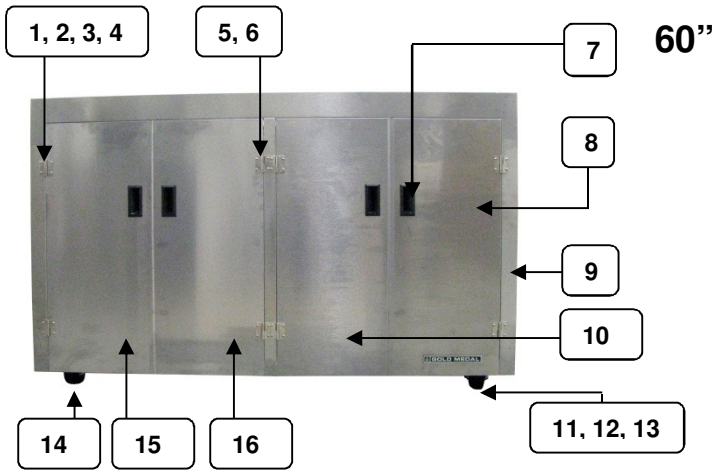
Item	Part No.	Description
1	<a href="#">41349</a>	Male Hinge Short Left
2	<a href="#">41355</a>	Female Hinge Left
3	<a href="#">42226</a>	Hinge Screw (2/Hinge) 8-32x1/2"
4	<a href="#">74146</a>	Hinge Nut (2/Hinge) 8-32
5	<a href="#">41350</a>	Male Hinge Short Right
6	<a href="#">41354</a>	Female Hinge Right
7	<a href="#">82698</a>	Flush Mount Handle
8	<a href="#">82812</a>	Right Door w/o Facing Strip
9	<a href="#">67804</a>	Snap Bushing
10	<a href="#">82648</a>	Left Door w/Facing Strip
11	<a href="#">70042</a>	NSF Swivel Caster w/Lock (Door Side)
12	<a href="#">46638</a>	Caster Screw (4/Caster) 5/16-18x1/2"
13	<a href="#">49317</a>	Caster Nut (4/Caster) 5/16-18
14	<a href="#">70023</a>	Swivel Caster w/o Lock
15	<a href="#">82017</a>	Left Door w/o Facing Strip
16	<a href="#">82020</a>	Right Door w/Facing Strip

## Grand & Twin Grand Pop-O-Golds


### Exterior Base Components



Item	Part No.	Description
1	41349	Male Hinge Short Left
2	41355	Female Hinge Left
3	42226	Hinge Screw (2/Hinge) 8-32x1/2"
4	74146	Hinge Nut (2/Hinge) 8-32
5	41350	Male Hinge Short Right
6	41354	Female Hinge Right
7	82698	Flush Mount Handle
8	82812	Right Door w/o Facing Strip
9	67804	Snap Bushing
10	82648	Left Door w/Facing Strip
11	70042	NSF Swivel Caster w/Lock (Door Side)
12	46638	Caster Screw (4/Caster) 5/16-18x1/2"
13	49317	Caster Nut (4/Caster) 5/16-18
14	70023	Swivel Caster w/o Lock



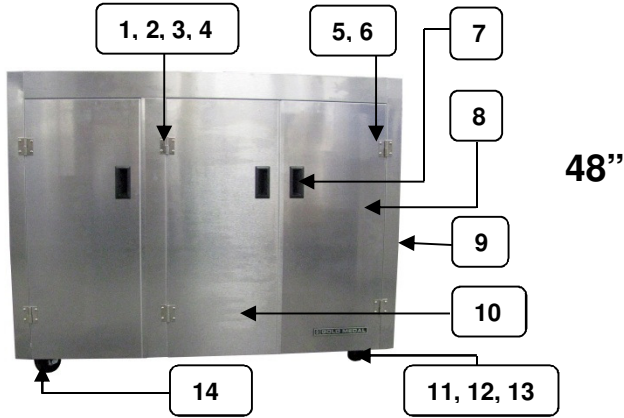
Item	Part No.	Description
1	41349	Male Hinge Short Left
2	41355	Female Hinge Left
3	42226	Hinge Screw (2/Hinge) 8-32x1/2"
4	74146	Hinge Nut (2/Hinge) 8-32
5	41350	Male Hinge Short Right
6	41354	Female Hinge Right
7	82698	Flush Mount Handle
8	82812	Right Door w/o Facing Strip
9	67804	Snap Bushing
10	82648	Left Door w/Facing Strip
11	70042	NSF Swivel Caster w/Lock (Door Side)
12	46638	Caster Screw (4/Caster) 5/16-18x1/2"
13	49317	Caster Nut (4/Caster) 5/16-18
14	70023	Swivel Caster w/o Lock
15	82017	Left Door w/o Facing Strip
16	82020	Right Door w/Facing Strip



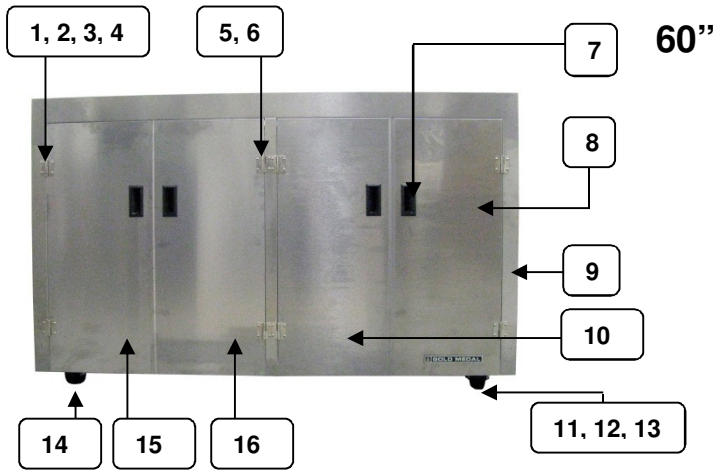
Item	Part No.	Description
1	41349	Male Hinge Short Left
2	41355	Female Hinge Left
3	42226	Hinge Screw (2/Hinge) 8-32x1/2"
4	74146	Hinge Nut (2/Hinge) 8-32
5	41350	Male Hinge Short Right
6	41354	Female Hinge Right
7	82698	Flush Mount Handle
8	82812	Right Door w/o Facing Strip
9	67804	Snap Bushing
10	82648	Left Door w/Facing Strip
11	70042	NSF Swivel Caster w/Lock (Door Side)
12	46638	Caster Screw (4/Caster) 5/16-18x1/2"
13	49317	Caster Nut (4/Caster) 5/16-18
14	70023	Swivel Caster w/o Lock
15	82017	Left Door w/o Facing Strip
16	82020	Right Door w/Facing Strip

## Grand & Twin Grand Pop-O-Golds


### Exterior Base Components



Item	Part No.	Description
1	<a href="#">41349</a>	Male Hinge Short Left
2	<a href="#">41355</a>	Female Hinge Left
3	<a href="#">42226</a>	Hinge Screw (2/Hinge) 8-32x1/2"
4	<a href="#">74146</a>	Hinge Nut (2/Hinge) 8-32
5	<a href="#">41350</a>	Male Hinge Short Right
6	<a href="#">41354</a>	Female Hinge Right
7	<a href="#">82698</a>	Flush Mount Handle
8	<a href="#">82812</a>	Right Door w/o Facing Strip
9	<a href="#">67804</a>	Snap Bushing
10	<a href="#">82648</a>	Left Door w/Facing Strip
11	<a href="#">70042</a>	NSF Swivel Caster w/Lock (Door Side)
12	<a href="#">46638</a>	Caster Screw (4/Caster) 5/16-18x1/2"
13	<a href="#">49317</a>	Caster Nut (4/Caster) 5/16-18
14	<a href="#">70023</a>	Swivel Caster w/o Lock



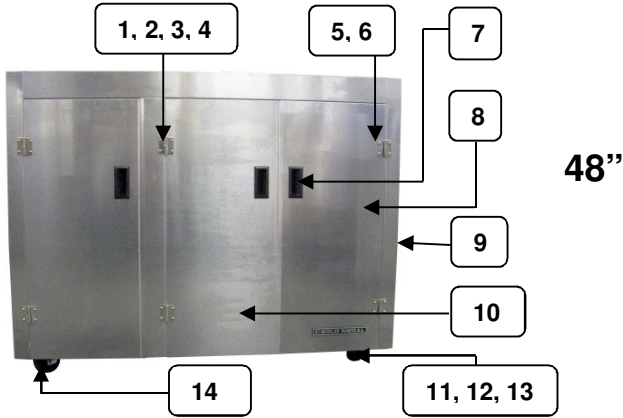
Item	Part No.	Description
1	<a href="#">41349</a>	Male Hinge Short Left
2	<a href="#">41355</a>	Female Hinge Left
3	<a href="#">42226</a>	Hinge Screw (2/Hinge) 8-32x1/2"
4	<a href="#">74146</a>	Hinge Nut (2/Hinge) 8-32
5	<a href="#">41350</a>	Male Hinge Short Right
6	<a href="#">41354</a>	Female Hinge Right
7	<a href="#">82698</a>	Flush Mount Handle
8	<a href="#">82812</a>	Right Door w/o Facing Strip
9	<a href="#">67804</a>	Snap Bushing
10	<a href="#">82648</a>	Left Door w/Facing Strip
11	<a href="#">70042</a>	NSF Swivel Caster w/Lock (Door Side)
12	<a href="#">46638</a>	Caster Screw (4/Caster) 5/16-18x1/2"
13	<a href="#">49317</a>	Caster Nut (4/Caster) 5/16-18
14	<a href="#">70023</a>	Swivel Caster w/o Lock
15	<a href="#">82017</a>	Left Door w/o Facing Strip
16	<a href="#">82020</a>	Right Door w/Facing Strip



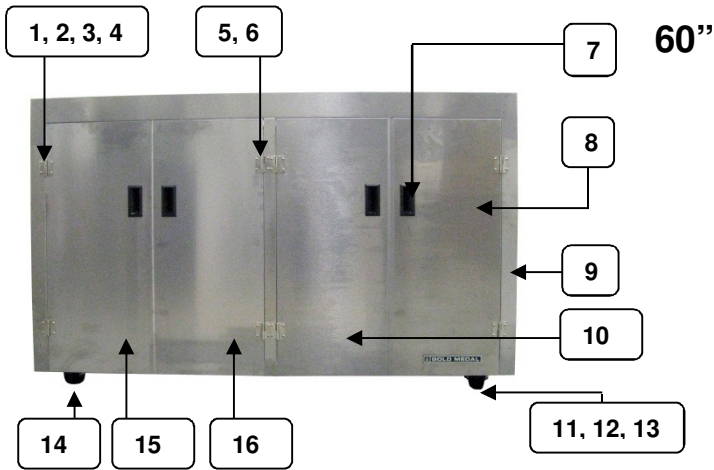
Item	Part No.	Description
1	<a href="#">41349</a>	Male Hinge Short Left
2	<a href="#">41355</a>	Female Hinge Left
3	<a href="#">42226</a>	Hinge Screw (2/Hinge) 8-32x1/2"
4	<a href="#">74146</a>	Hinge Nut (2/Hinge) 8-32
5	<a href="#">41350</a>	Male Hinge Short Right
6	<a href="#">41354</a>	Female Hinge Right
7	<a href="#">82698</a>	Flush Mount Handle
8	<a href="#">82812</a>	Right Door w/o Facing Strip
9	<a href="#">67804</a>	Snap Bushing
10	<a href="#">82648</a>	Left Door w/Facing Strip
11	<a href="#">70042</a>	NSF Swivel Caster w/Lock (Door Side)
12	<a href="#">46638</a>	Caster Screw (4/Caster) 5/16-18x1/2"
13	<a href="#">49317</a>	Caster Nut (4/Caster) 5/16-18
14	<a href="#">70023</a>	Swivel Caster w/o Lock
15	<a href="#">82017</a>	Left Door w/o Facing Strip
16	<a href="#">82020</a>	Right Door w/Facing Strip

## Grand & Twin Grand Pop-O-Golds


### Exterior Base Components




Item	Part No.	Description
1	41349	Male Hinge Short Left
2	41355	Female Hinge Left
3	42226	Hinge Screw (2/Hinge) 8-32x1/2"
4	74146	Hinge Nut (2/Hinge) 8-32
5	41350	Male Hinge Short Right
6	41354	Female Hinge Right
7	82698	Flush Mount Handle
8	82812	Right Door w/o Facing Strip
9	67804	Snap Bushing
10	82648	Left Door w/Facing Strip
11	70042	NSF Swivel Caster w/Lock (Door Side)
12	46638	Caster Screw (4/Caster) 5/16-18x1/2"
13	49317	Caster Nut (4/Caster) 5/16-18
14	70023	Swivel Caster w/o Lock



Item	Part No.	Description
1	41349	Male Hinge Short Left
2	41355	Female Hinge Left
3	42226	Hinge Screw (2/Hinge) 8-32x1/2"
4	74146	Hinge Nut (2/Hinge) 8-32
5	41350	Male Hinge Short Right
6	41354	Female Hinge Right
7	82698	Flush Mount Handle
8	82812	Right Door w/o Facing Strip
9	67804	Snap Bushing
10	82648	Left Door w/Facing Strip
11	70042	NSF Swivel Caster w/Lock (Door Side)
12	46638	Caster Screw (4/Caster) 5/16-18x1/2"
13	49317	Caster Nut (4/Caster) 5/16-18
14	70023	Swivel Caster w/o Lock
15	82017	Left Door w/o Facing Strip
16	82020	Right Door w/Facing Strip


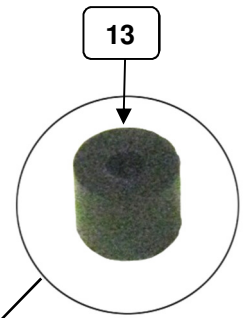



Item	Part No.	Description
1	41349	Male Hinge Short Left
2	41355	Female Hinge Left
3	42226	Hinge Screw (2/Hinge) 8-32x1/2"
4	74146	Hinge Nut (2/Hinge) 8-32
5	41350	Male Hinge Short Right
6	41354	Female Hinge Right
7	82698	Flush Mount Handle
8	82812	Right Door w/o Facing Strip
9	67804	Snap Bushing
10	82648	Left Door w/Facing Strip
11	70042	NSF Swivel Caster w/Lock (Door Side)
12	46638	Caster Screw (4/Caster) 5/16-18x1/2"
13	49317	Caster Nut (4/Caster) 5/16-18
14	70023	Swivel Caster w/o Lock
15	82017	Left Door w/o Facing Strip
16	82020	Right Door w/Facing Strip



**Interior Base Components**

Item	Part No.	Description
1	67804	Snap Bushing
2	50013	Magnet
3	20065	#8-32x3/8" Screw
4	47702	Acorn Nut 8-32
5	82031	Corn Bin Assy.
6	67069	Handle
7	62092	Old Maid Pan
8	82102	Lid Corn Bin
9	82035	Corn Bin Retainer Assy.
10	46511	Drawer Slide - Right Hand
11	46512	Drawer Slide - Left Hand
12	83050	Door Catch Bracket
13	68115	Magnet Spacer (Installed April 2012 & Later)
14	47125	#8-32x3/4" Phil Flat M/S Zinc


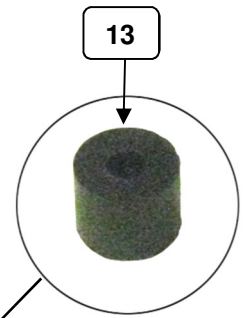





**Back Panel**  
 48" Cabinet – P/N 17015  
 60" Cabinet – P/N 17009  
 72" Cabinet – P/N 17016  
 79" Cabinet – P/N 17048

**Interior Base Components**

Item	Part No.	Description
1	67804	Snap Bushing
2	50013	Magnet
3	20065	#8-32x3/8" Screw
4	47702	Acorn Nut 8-32
5	82031	Corn Bin Assy.
6	67069	Handle
7	62092	Old Maid Pan
8	82102	Lid Corn Bin
9	82035	Corn Bin Retainer Assy.
10	46511	Drawer Slide - Right Hand
11	46512	Drawer Slide - Left Hand
12	83050	Door Catch Bracket
13	68115	Magnet Spacer (Installed April 2012 & Later)
14	47125	#8-32x3/4" Phil Flat M/S Zinc


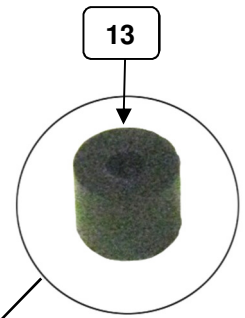





**Back Panel**  
 48" Cabinet – P/N 17015  
 60" Cabinet – P/N 17009  
 72" Cabinet – P/N 17016  
 79" Cabinet – P/N 17048

**Interior Base Components**

Item	Part No.	Description
1	67804	Snap Bushing
2	50013	Magnet
3	20065	#8-32x3/8" Screw
4	47702	Acorn Nut 8-32
5	82031	Corn Bin Assy.
6	67069	Handle
7	62092	Old Maid Pan
8	82102	Lid Corn Bin
9	82035	Corn Bin Retainer Assy.
10	46511	Drawer Slide - Right Hand
11	46512	Drawer Slide - Left Hand
12	83050	Door Catch Bracket
13	68115	Magnet Spacer (Installed April 2012 & Later)
14	47125	#8-32x3/4" Phil Flat M/S Zinc


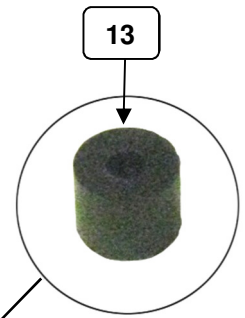





**Back Panel**  
 48" Cabinet – P/N 17015  
 60" Cabinet – P/N 17009  
 72" Cabinet – P/N 17016  
 79" Cabinet – P/N 17048

**Interior Base Components**


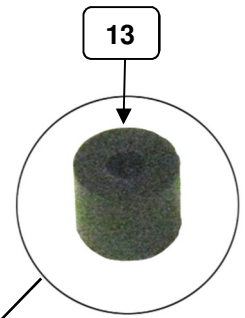
Item	Part No.	Description
1	67804	Snap Bushing
2	50013	Magnet
3	20065	#8-32x3/8" Screw
4	47702	Acorn Nut 8-32
5	82031	Corn Bin Assy.
6	67069	Handle
7	62092	Old Maid Pan
8	82102	Lid Corn Bin
9	82035	Corn Bin Retainer Assy.
10	46511	Drawer Slide - Right Hand
11	46512	Drawer Slide - Left Hand
12	83050	Door Catch Bracket
13	68115	Magnet Spacer (Installed April 2012 & Later)
14	47125	#8-32x3/4" Phil Flat M/S Zinc






**Interior Base Components**

Item	Part No.	Description
1	67804	Snap Bushing
2	50013	Magnet
3	20065	#8-32x3/8" Screw
4	47702	Acorn Nut 8-32
5	82031	Corn Bin Assy.
6	67069	Handle
7	62092	Old Maid Pan
8	82102	Lid Corn Bin
9	82035	Corn Bin Retainer Assy.
10	46511	Drawer Slide - Right Hand
11	46512	Drawer Slide - Left Hand
12	83050	Door Catch Bracket
13	68115	Magnet Spacer (Installed April 2012 & Later)
14	47125	#8-32x3/4" Phil Flat M/S Zinc


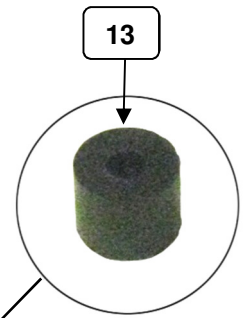





**Back Panel**  
 48" Cabinet – P/N 17015  
 60" Cabinet – P/N 17009  
 72" Cabinet – P/N 17016  
 79" Cabinet – P/N 17048

**Interior Base Components**

Item	Part No.	Description
1	67804	Snap Bushing
2	50013	Magnet
3	20065	#8-32x3/8" Screw
4	47702	Acorn Nut 8-32
5	82031	Corn Bin Assy.
6	67069	Handle
7	62092	Old Maid Pan
8	82102	Lid Corn Bin
9	82035	Corn Bin Retainer Assy.
10	46511	Drawer Slide - Right Hand
11	46512	Drawer Slide - Left Hand
12	83050	Door Catch Bracket
13	68115	Magnet Spacer (Installed April 2012 & Later)
14	47125	#8-32x3/4" Phil Flat M/S Zinc


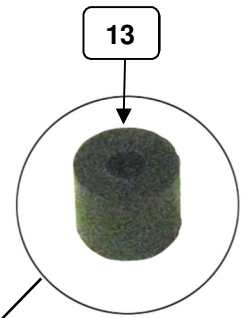





**Back Panel**  
 48" Cabinet – P/N 17015  
 60" Cabinet – P/N 17009  
 72" Cabinet – P/N 17016  
 79" Cabinet – P/N 17048

**Interior Base Components**

Item	Part No.	Description
1	67804	Snap Bushing
2	50013	Magnet
3	20065	#8-32x3/8" Screw
4	47702	Acorn Nut 8-32
5	82031	Corn Bin Assy.
6	67069	Handle
7	62092	Old Maid Pan
8	82102	Lid Corn Bin
9	82035	Corn Bin Retainer Assy.
10	46511	Drawer Slide - Right Hand
11	46512	Drawer Slide - Left Hand
12	83050	Door Catch Bracket
13	68115	Magnet Spacer (Installed April 2012 & Later)
14	47125	#8-32x3/4" Phil Flat M/S Zinc


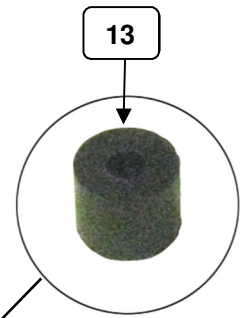





**Back Panel**  
 48" Cabinet – P/N 17015  
 60" Cabinet – P/N 17009  
 72" Cabinet – P/N 17016  
 79" Cabinet – P/N 17048

**Interior Base Components**

Item	Part No.	Description
1	67804	Snap Bushing
2	50013	Magnet
3	20065	#8-32x3/8" Screw
4	47702	Acorn Nut 8-32
5	82031	Corn Bin Assy.
6	67069	Handle
7	62092	Old Maid Pan
8	82102	Lid Corn Bin
9	82035	Corn Bin Retainer Assy.
10	46511	Drawer Slide - Right Hand
11	46512	Drawer Slide - Left Hand
12	83050	Door Catch Bracket
13	68115	Magnet Spacer (Installed April 2012 & Later)
14	47125	#8-32x3/4" Phil Flat M/S Zinc


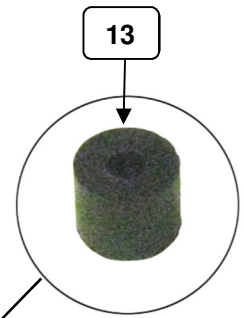





**Back Panel**  
 48" Cabinet – P/N 17015  
 60" Cabinet – P/N 17009  
 72" Cabinet – P/N 17016  
 79" Cabinet – P/N 17048

**Interior Base Components**

Item	Part No.	Description
1	67804	Snap Bushing
2	50013	Magnet
3	20065	#8-32x3/8" Screw
4	47702	Acorn Nut 8-32
5	82031	Corn Bin Assy.
6	67069	Handle
7	62092	Old Maid Pan
8	82102	Lid Corn Bin
9	82035	Corn Bin Retainer Assy.
10	46511	Drawer Slide - Right Hand
11	46512	Drawer Slide - Left Hand
12	83050	Door Catch Bracket
13	68115	Magnet Spacer (Installed April 2012 & Later)
14	47125	#8-32x3/4" Phil Flat M/S Zinc


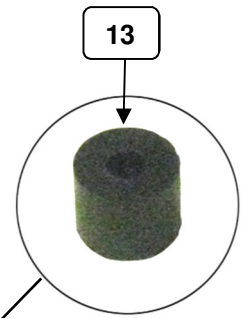





**Back Panel**  
 48" Cabinet – P/N 17015  
 60" Cabinet – P/N 17009  
 72" Cabinet – P/N 17016  
 79" Cabinet – P/N 17048

**Interior Base Components**

Item	Part No.	Description
1	67804	Snap Bushing
2	50013	Magnet
3	20065	#8-32x3/8" Screw
4	47702	Acorn Nut 8-32
5	82031	Corn Bin Assy.
6	67069	Handle
7	62092	Old Maid Pan
8	82102	Lid Corn Bin
9	82035	Corn Bin Retainer Assy.
10	46511	Drawer Slide - Right Hand
11	46512	Drawer Slide - Left Hand
12	83050	Door Catch Bracket
13	68115	Magnet Spacer (Installed April 2012 & Later)
14	47125	#8-32x3/4" Phil Flat M/S Zinc


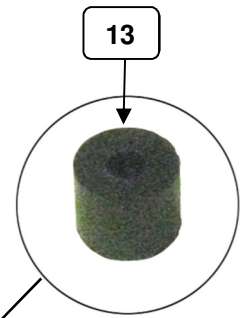





**Back Panel**  
 48" Cabinet – P/N 17015  
 60" Cabinet – P/N 17009  
 72" Cabinet – P/N 17016  
 79" Cabinet – P/N 17048

**Interior Base Components**


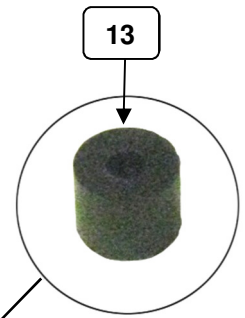
Item	Part No.	Description
1	67804	Snap Bushing
2	50013	Magnet
3	20065	#8-32x3/8" Screw
4	47702	Acorn Nut 8-32
5	82031	Corn Bin Assy.
6	67069	Handle
7	62092	Old Maid Pan
8	82102	Lid Corn Bin
9	82035	Corn Bin Retainer Assy.
10	46511	Drawer Slide - Right Hand
11	46512	Drawer Slide - Left Hand
12	83050	Door Catch Bracket
13	68115	Magnet Spacer (Installed April 2012 & Later)
14	47125	#8-32x3/4" Phil Flat M/S Zinc






**Interior Base Components**


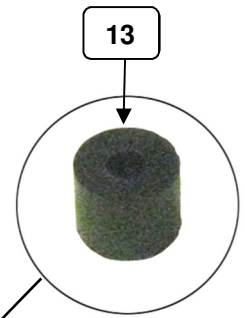
Item	Part No.	Description
1	67804	Snap Bushing
2	50013	Magnet
3	20065	#8-32x3/8" Screw
4	47702	Acorn Nut 8-32
5	82031	Corn Bin Assy.
6	67069	Handle
7	62092	Old Maid Pan
8	82102	Lid Corn Bin
9	82035	Corn Bin Retainer Assy.
10	46511	Drawer Slide - Right Hand
11	46512	Drawer Slide - Left Hand
12	83050	Door Catch Bracket
13	68115	Magnet Spacer (Installed April 2012 & Later)
14	47125	#8-32x3/4" Phil Flat M/S Zinc






**Interior Base Components**

Item	Part No.	Description
1	67804	Snap Bushing
2	50013	Magnet
3	20065	#8-32x3/8" Screw
4	47702	Acorn Nut 8-32
5	82031	Corn Bin Assy.
6	67069	Handle
7	62092	Old Maid Pan
8	82102	Lid Corn Bin
9	82035	Corn Bin Retainer Assy.
10	46511	Drawer Slide - Right Hand
11	46512	Drawer Slide - Left Hand
12	83050	Door Catch Bracket
13	68115	Magnet Spacer (Installed April 2012 & Later)
14	47125	#8-32x3/4" Phil Flat M/S Zinc


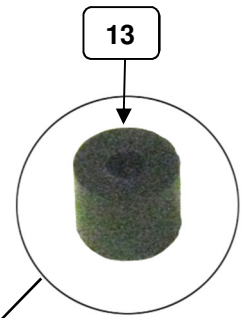





**Back Panel**  
 48" Cabinet – P/N 17015  
 60" Cabinet – P/N 17009  
 72" Cabinet – P/N 17016  
 79" Cabinet – P/N 17048

**Interior Base Components**


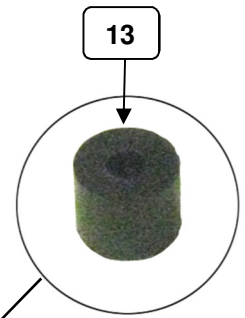
Item	Part No.	Description
1	67804	Snap Bushing
2	50013	Magnet
3	20065	#8-32x3/8" Screw
4	47702	Acorn Nut 8-32
5	82031	Corn Bin Assy.
6	67069	Handle
7	62092	Old Maid Pan
8	82102	Lid Corn Bin
9	82035	Corn Bin Retainer Assy.
10	46511	Drawer Slide - Right Hand
11	46512	Drawer Slide - Left Hand
12	83050	Door Catch Bracket
13	68115	Magnet Spacer (Installed April 2012 & Later)
14	47125	#8-32x3/4" Phil Flat M/S Zinc






**Interior Base Components**

Item	Part No.	Description
1	67804	Snap Bushing
2	50013	Magnet
3	20065	#8-32x3/8" Screw
4	47702	Acorn Nut 8-32
5	82031	Corn Bin Assy.
6	67069	Handle
7	62092	Old Maid Pan
8	82102	Lid Corn Bin
9	82035	Corn Bin Retainer Assy.
10	46511	Drawer Slide - Right Hand
11	46512	Drawer Slide - Left Hand
12	83050	Door Catch Bracket
13	68115	Magnet Spacer (Installed April 2012 & Later)
14	47125	#8-32x3/4" Phil Flat M/S Zinc


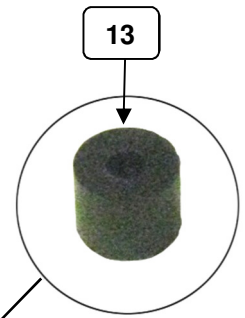





**Back Panel**  
 48" Cabinet – P/N 17015  
 60" Cabinet – P/N 17009  
 72" Cabinet – P/N 17016  
 79" Cabinet – P/N 17048

**Interior Base Components**

Item	Part No.	Description
1	67804	Snap Bushing
2	50013	Magnet
3	20065	#8-32x3/8" Screw
4	47702	Acorn Nut 8-32
5	82031	Corn Bin Assy.
6	67069	Handle
7	62092	Old Maid Pan
8	82102	Lid Corn Bin
9	82035	Corn Bin Retainer Assy.
10	46511	Drawer Slide - Right Hand
11	46512	Drawer Slide - Left Hand
12	83050	Door Catch Bracket
13	68115	Magnet Spacer (Installed April 2012 & Later)
14	47125	#8-32x3/4" Phil Flat M/S Zinc


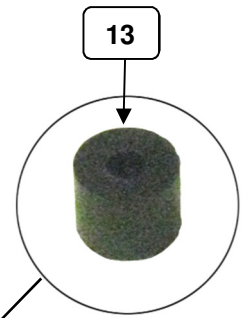





**Back Panel**  
 48" Cabinet – P/N 17015  
 60" Cabinet – P/N 17009  
 72" Cabinet – P/N 17016  
 79" Cabinet – P/N 17048

**Interior Base Components**


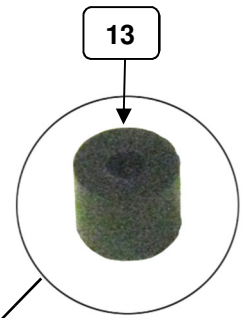
Item	Part No.	Description
1	67804	Snap Bushing
2	50013	Magnet
3	20065	#8-32x3/8" Screw
4	47702	Acorn Nut 8-32
5	82031	Corn Bin Assy.
6	67069	Handle
7	62092	Old Maid Pan
8	82102	Lid Corn Bin
9	82035	Corn Bin Retainer Assy.
10	46511	Drawer Slide - Right Hand
11	46512	Drawer Slide - Left Hand
12	83050	Door Catch Bracket
13	68115	Magnet Spacer (Installed April 2012 & Later)
14	47125	#8-32x3/4" Phil Flat M/S Zinc






**Interior Base Components**

Item	Part No.	Description
1	67804	Snap Bushing
2	50013	Magnet
3	20065	#8-32x3/8" Screw
4	47702	Acorn Nut 8-32
5	82031	Corn Bin Assy.
6	67069	Handle
7	62092	Old Maid Pan
8	82102	Lid Corn Bin
9	82035	Corn Bin Retainer Assy.
10	46511	Drawer Slide - Right Hand
11	46512	Drawer Slide - Left Hand
12	83050	Door Catch Bracket
13	68115	Magnet Spacer (Installed April 2012 & Later)
14	47125	#8-32x3/4" Phil Flat M/S Zinc



## Warmer – Exterior / Interior Parts




Complete Assembly Available – [62094](#) (Domestic) [62094EX](#) (Export)

Item	Part No.	Description
1	<a href="#">61139</a>	Diffuser Cover
2	<a href="#">63634</a>	Filter Retainer
3	63633	Filter (Pack of 5 Filters)
4	<a href="#">62158</a>	Blower Cover
5	<a href="#">61128</a>	800 Watt Tubular Element*
	<a href="#">61135</a>	800 Watt Tubular Element* (Export)
6	<a href="#">55500</a>	Thermostat Mounting Bracket
7	<a href="#">55496</a>	Thermostat
8	<a href="#">61123</a>	Blower Motor, 115V 50/60
	<a href="#">61124</a>	Blower Motor (Export)

\* **WARNING:** This Element will be covered. For proper operation, you **MUST** remove the cover and clean underneath the element every 3 – 4 months. Be sure the machine is off and the power is disconnected before cleaning.

## Warmer – Exterior / Interior Parts




Complete Assembly Available – [62094](#) (Domestic) [62094EX](#) (Export)

Item	Part No.	Description
1	<a href="#">61139</a>	Diffuser Cover
2	<a href="#">63634</a>	Filter Retainer
3	63633	Filter (Pack of 5 Filters)
4	<a href="#">62158</a>	Blower Cover
5	<a href="#">61128</a>	800 Watt Tubular Element*
	<a href="#">61135</a>	800 Watt Tubular Element* (Export)
6	<a href="#">55500</a>	Thermostat Mounting Bracket
7	<a href="#">55496</a>	Thermostat
8	<a href="#">61123</a>	Blower Motor, 115V 50/60
	<a href="#">61124</a>	Blower Motor (Export)

\* **WARNING:** This Element will be covered. For proper operation, you **MUST** remove the cover and clean underneath the element every 3 – 4 months. Be sure the machine is off and the power is disconnected before cleaning.

## Warmer – Exterior / Interior Parts




Complete Assembly Available – [62094](#) (Domestic) [62094EX](#) (Export)

Item	Part No.	Description
1	<a href="#">61139</a>	Diffuser Cover
2	<a href="#">63634</a>	Filter Retainer
3	63633	Filter (Pack of 5 Filters)
4	<a href="#">62158</a>	Blower Cover
5	<a href="#">61128</a>	800 Watt Tubular Element*
	<a href="#">61135</a>	800 Watt Tubular Element* (Export)
6	<a href="#">55500</a>	Thermostat Mounting Bracket
7	<a href="#">55496</a>	Thermostat
8	<a href="#">61123</a>	Blower Motor, 115V 50/60
	<a href="#">61124</a>	Blower Motor (Export)

\* **WARNING:** This Element will be covered. For proper operation, you **MUST** remove the cover and clean underneath the element every 3 – 4 months. Be sure the machine is off and the power is disconnected before cleaning.

## Warmer – Exterior / Interior Parts




Complete Assembly Available – [62094](#) (Domestic) [62094EX](#) (Export)

Item	Part No.	Description
1	<a href="#">61139</a>	Diffuser Cover
2	<a href="#">63634</a>	Filter Retainer
3	63633	Filter (Pack of 5 Filters)
4	<a href="#">62158</a>	Blower Cover
5	<a href="#">61128</a>	800 Watt Tubular Element*
	<a href="#">61135</a>	800 Watt Tubular Element* (Export)
6	<a href="#">55500</a>	Thermostat Mounting Bracket
7	<a href="#">55496</a>	Thermostat
8	<a href="#">61123</a>	Blower Motor, 115V 50/60
	<a href="#">61124</a>	Blower Motor (Export)

\* **WARNING:** This Element will be covered. For proper operation, you **MUST** remove the cover and clean underneath the element every 3 – 4 months. Be sure the machine is off and the power is disconnected before cleaning.

## Warmer – Exterior / Interior Parts




Complete Assembly Available – [62094](#) (Domestic) [62094EX](#) (Export)

Item	Part No.	Description
1	<a href="#">61139</a>	Diffuser Cover
2	<a href="#">63634</a>	Filter Retainer
3	63633	Filter (Pack of 5 Filters)
4	<a href="#">62158</a>	Blower Cover
5	<a href="#">61128</a>	800 Watt Tubular Element*
	<a href="#">61135</a>	800 Watt Tubular Element* (Export)
6	<a href="#">55500</a>	Thermostat Mounting Bracket
7	<a href="#">55496</a>	Thermostat
8	<a href="#">61123</a>	Blower Motor, 115V 50/60
	<a href="#">61124</a>	Blower Motor (Export)

\* **WARNING:** This Element will be covered. For proper operation, you **MUST** remove the cover and clean underneath the element every 3 – 4 months. Be sure the machine is off and the power is disconnected before cleaning.

## Warmer – Exterior / Interior Parts




Complete Assembly Available – [62094](#) (Domestic) [62094EX](#) (Export)

Item	Part No.	Description
1	<a href="#">61139</a>	Diffuser Cover
2	<a href="#">63634</a>	Filter Retainer
3	63633	Filter (Pack of 5 Filters)
4	<a href="#">62158</a>	Blower Cover
5	<a href="#">61128</a>	800 Watt Tubular Element*
	<a href="#">61135</a>	800 Watt Tubular Element* (Export)
6	<a href="#">55500</a>	Thermostat Mounting Bracket
7	<a href="#">55496</a>	Thermostat
8	<a href="#">61123</a>	Blower Motor, 115V 50/60
	<a href="#">61124</a>	Blower Motor (Export)

\* **WARNING:** This Element will be covered. For proper operation, you **MUST** remove the cover and clean underneath the element every 3 – 4 months. Be sure the machine is off and the power is disconnected before cleaning.

## Warmer – Exterior / Interior Parts




Complete Assembly Available – [62094](#) (Domestic) [62094EX](#) (Export)

Item	Part No.	Description
1	<a href="#">61139</a>	Diffuser Cover
2	<a href="#">63634</a>	Filter Retainer
3	63633	Filter (Pack of 5 Filters)
4	<a href="#">62158</a>	Blower Cover
5	<a href="#">61128</a>	800 Watt Tubular Element*
	<a href="#">61135</a>	800 Watt Tubular Element* (Export)
6	<a href="#">55500</a>	Thermostat Mounting Bracket
7	<a href="#">55496</a>	Thermostat
8	<a href="#">61123</a>	Blower Motor, 115V 50/60
	<a href="#">61124</a>	Blower Motor (Export)

\* **WARNING:** This Element will be covered. For proper operation, you **MUST** remove the cover and clean underneath the element every 3 – 4 months. Be sure the machine is off and the power is disconnected before cleaning.

## Warmer – Exterior / Interior Parts




Complete Assembly Available – [62094](#) (Domestic) [62094EX](#) (Export)

Item	Part No.	Description
1	<a href="#">61139</a>	Diffuser Cover
2	<a href="#">63634</a>	Filter Retainer
3	63633	Filter (Pack of 5 Filters)
4	<a href="#">62158</a>	Blower Cover
5	<a href="#">61128</a>	800 Watt Tubular Element*
	<a href="#">61135</a>	800 Watt Tubular Element* (Export)
6	<a href="#">55500</a>	Thermostat Mounting Bracket
7	<a href="#">55496</a>	Thermostat
8	<a href="#">61123</a>	Blower Motor, 115V 50/60
	<a href="#">61124</a>	Blower Motor (Export)

\* **WARNING:** This Element will be covered. For proper operation, you **MUST** remove the cover and clean underneath the element every 3 – 4 months. Be sure the machine is off and the power is disconnected before cleaning.

## Warmer – Exterior / Interior Parts




Complete Assembly Available – [62094](#) (Domestic) [62094EX](#) (Export)

Item	Part No.	Description
1	<a href="#">61139</a>	Diffuser Cover
2	<a href="#">63634</a>	Filter Retainer
3	63633	Filter (Pack of 5 Filters)
4	<a href="#">62158</a>	Blower Cover
5	<a href="#">61128</a>	800 Watt Tubular Element*
	<a href="#">61135</a>	800 Watt Tubular Element* (Export)
6	<a href="#">55500</a>	Thermostat Mounting Bracket
7	<a href="#">55496</a>	Thermostat
8	<a href="#">61123</a>	Blower Motor, 115V 50/60
	<a href="#">61124</a>	Blower Motor (Export)

\* **WARNING:** This Element will be covered. For proper operation, you **MUST** remove the cover and clean underneath the element every 3 – 4 months. Be sure the machine is off and the power is disconnected before cleaning.

## Warmer – Exterior / Interior Parts




Complete Assembly Available – [62094](#) (Domestic) [62094EX](#) (Export)

Item	Part No.	Description
1	<a href="#">61139</a>	Diffuser Cover
2	<a href="#">63634</a>	Filter Retainer
3	63633	Filter (Pack of 5 Filters)
4	<a href="#">62158</a>	Blower Cover
5	<a href="#">61128</a>	800 Watt Tubular Element*
	<a href="#">61135</a>	800 Watt Tubular Element* (Export)
6	<a href="#">55500</a>	Thermostat Mounting Bracket
7	<a href="#">55496</a>	Thermostat
8	<a href="#">61123</a>	Blower Motor, 115V 50/60
	<a href="#">61124</a>	Blower Motor (Export)

\* **WARNING:** This Element will be covered. For proper operation, you **MUST** remove the cover and clean underneath the element every 3 – 4 months. Be sure the machine is off and the power is disconnected before cleaning.

## Warmer – Exterior / Interior Parts

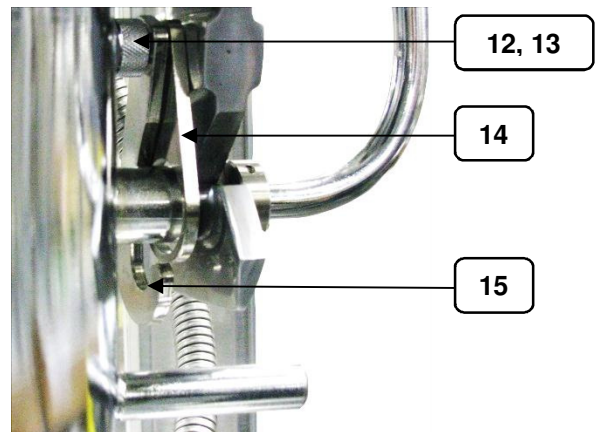




Complete Assembly Available – [62094](#) (Domestic) [62094EX](#) (Export)

Item	Part No.	Description
1	<a href="#">61139</a>	Diffuser Cover
2	<a href="#">63634</a>	Filter Retainer
3	63633	Filter (Pack of 5 Filters)
4	<a href="#">62158</a>	Blower Cover
5	<a href="#">61128</a>	800 Watt Tubular Element*
	<a href="#">61135</a>	800 Watt Tubular Element* (Export)
6	<a href="#">55500</a>	Thermostat Mounting Bracket
7	<a href="#">55496</a>	Thermostat
8	<a href="#">61123</a>	Blower Motor, 115V 50/60
	<a href="#">61124</a>	Blower Motor (Export)

\* **WARNING:** This Element will be covered. For proper operation, you **MUST** remove the cover and clean underneath the element every 3 – 4 months. Be sure the machine is off and the power is disconnected before cleaning.

## Cabinet Interior – Ceiling Components, Single Kettle

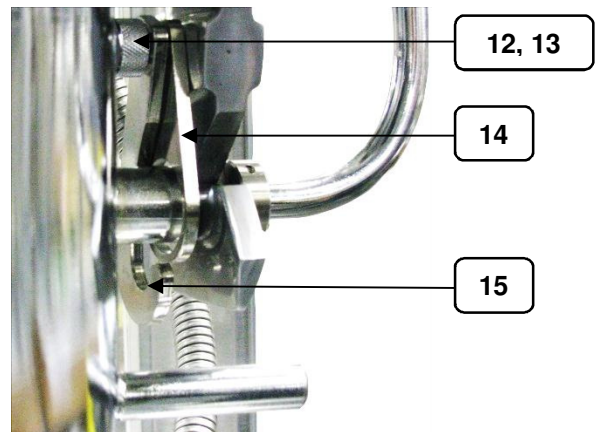




Item	Part No.	Description
1	47561	Magnetic Catch
2	49505	Hanger Arm Assy w/Clean-In-Place Latch
3	41742	Set Screw 10-32 x 3/16 (x2)
4	41380	Spur Gear
5	41432	Gear Block Assy
6	41941	Hanger Arm Assy
7	41979	75 Watt Halogen Lamp (x2)
	41979EX	75 Watt Halogen Lamp (x2) (Export)
8	41169	Oil Mist Filter *
9	41250	5-Layer Grease Filter (x2) *
10	55165	Kettle Receptacle Assy
	55165EX	Kettle Receptacle Assy (Export)
11	41934	Filter Cover Assy

Item	Part No.	Description
12	12319	Knob
13	41448	Set Screw 10-32 x 1"
14	43426	Kettle Retainer
15	41618	Clean-In-Place Latch
16	41833	Shock Absorber Pin (Not Shown)
17	86009	Spring (Not Shown)

\* All three available as Part No. 82015 - Filter Pack

## Cabinet Interior – Ceiling Components, Single Kettle

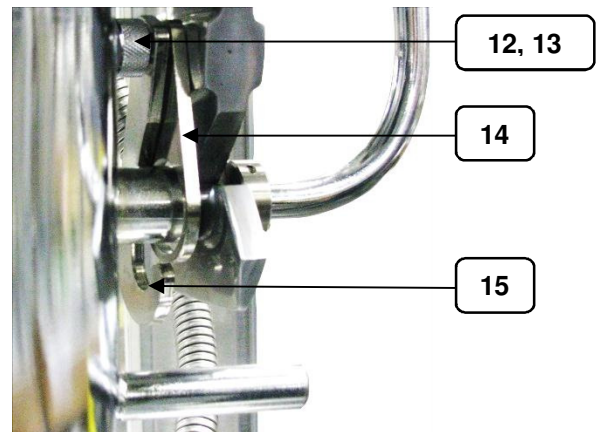




Item	Part No.	Description
1	47561	Magnetic Catch
2	49505	Hanger Arm Assy w/Clean-In-Place Latch
3	41742	Set Screw 10-32 x 3/16 (x2)
4	41380	Spur Gear
5	41432	Gear Block Assy
6	41941	Hanger Arm Assy
7	41979	75 Watt Halogen Lamp (x2)
	41979EX	75 Watt Halogen Lamp (x2) (Export)
8	41169	Oil Mist Filter *
9	41250	5-Layer Grease Filter (x2) *
10	55165	Kettle Receptacle Assy
	55165EX	Kettle Receptacle Assy (Export)
11	41934	Filter Cover Assy

Item	Part No.	Description
12	12319	Knob
13	41448	Set Screw 10-32 x 1"
14	43426	Kettle Retainer
15	41618	Clean-In-Place Latch
16	41833	Shock Absorber Pin (Not Shown)
17	86009	Spring (Not Shown)

\* All three available as Part No. 82015 - Filter Pack

## Cabinet Interior – Ceiling Components, Single Kettle

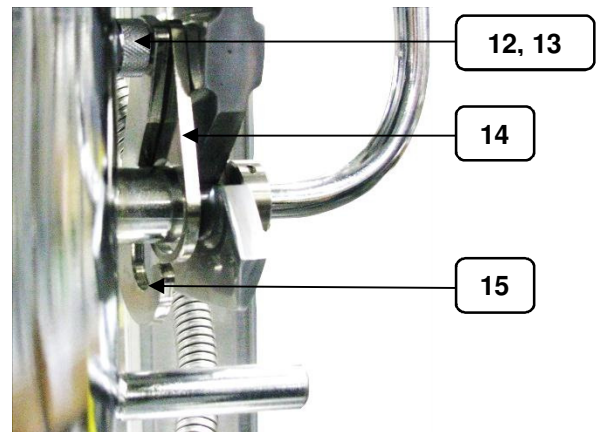




Item	Part No.	Description
1	47561	Magnetic Catch
2	49505	Hanger Arm Assy w/Clean-In-Place Latch
3	41742	Set Screw 10-32 x 3/16 (x2)
4	41380	Spur Gear
5	41432	Gear Block Assy
6	41941	Hanger Arm Assy
7	41979	75 Watt Halogen Lamp (x2)
	41979EX	75 Watt Halogen Lamp (x2) (Export)
8	41169	Oil Mist Filter *
9	41250	5-Layer Grease Filter (x2) *
10	55165	Kettle Receptacle Assy
	55165EX	Kettle Receptacle Assy (Export)
11	41934	Filter Cover Assy

Item	Part No.	Description
12	12319	Knob
13	41448	Set Screw 10-32 x 1"
14	43426	Kettle Retainer
15	41618	Clean-In-Place Latch
16	41833	Shock Absorber Pin (Not Shown)
17	86009	Spring (Not Shown)

\* All three available as Part No. 82015 - Filter Pack

## Cabinet Interior – Ceiling Components, Single Kettle

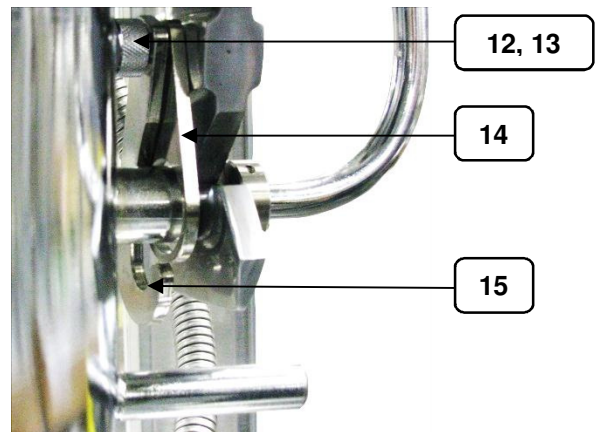




Item	Part No.	Description
1	47561	Magnetic Catch
2	49505	Hanger Arm Assy w/Clean-In-Place Latch
3	41742	Set Screw 10-32 x 3/16 (x2)
4	41380	Spur Gear
5	41432	Gear Block Assy
6	41941	Hanger Arm Assy
7	41979	75 Watt Halogen Lamp (x2)
	41979EX	75 Watt Halogen Lamp (x2) (Export)
8	41169	Oil Mist Filter *
9	41250	5-Layer Grease Filter (x2) *
10	55165	Kettle Receptacle Assy
	55165EX	Kettle Receptacle Assy (Export)
11	41934	Filter Cover Assy

Item	Part No.	Description
12	12319	Knob
13	41448	Set Screw 10-32 x 1"
14	43426	Kettle Retainer
15	41618	Clean-In-Place Latch
16	41833	Shock Absorber Pin (Not Shown)
17	86009	Spring (Not Shown)

\* All three available as Part No. 82015 - Filter Pack

## Cabinet Interior – Ceiling Components, Single Kettle

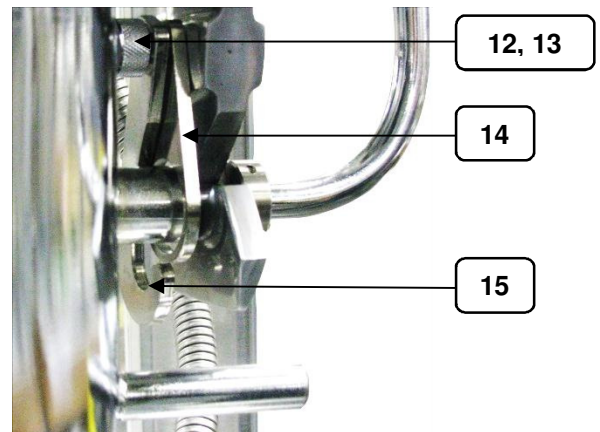




Item	Part No.	Description
1	47561	Magnetic Catch
2	49505	Hanger Arm Assy w/Clean-In-Place Latch
3	41742	Set Screw 10-32 x 3/16 (x2)
4	41380	Spur Gear
5	41432	Gear Block Assy
6	41941	Hanger Arm Assy
7	41979	75 Watt Halogen Lamp (x2)
	41979EX	75 Watt Halogen Lamp (x2) (Export)
8	41169	Oil Mist Filter *
9	41250	5-Layer Grease Filter (x2) *
10	55165	Kettle Receptacle Assy
	55165EX	Kettle Receptacle Assy (Export)
11	41934	Filter Cover Assy

Item	Part No.	Description
12	12319	Knob
13	41448	Set Screw 10-32 x 1"
14	43426	Kettle Retainer
15	41618	Clean-In-Place Latch
16	41833	Shock Absorber Pin (Not Shown)
17	86009	Spring (Not Shown)

\* All three available as Part No. 82015 - Filter Pack

## Cabinet Interior – Ceiling Components, Single Kettle

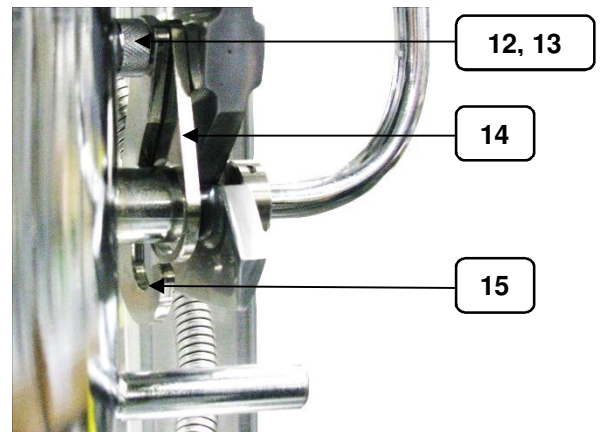




Item	Part No.	Description
1	47561	Magnetic Catch
2	49505	Hanger Arm Assy w/Clean-In-Place Latch
3	41742	Set Screw 10-32 x 3/16 (x2)
4	41380	Spur Gear
5	41432	Gear Block Assy
6	41941	Hanger Arm Assy
7	41979	75 Watt Halogen Lamp (x2)
	41979EX	75 Watt Halogen Lamp (x2) (Export)
8	41169	Oil Mist Filter *
9	41250	5-Layer Grease Filter (x2) *
10	55165	Kettle Receptacle Assy
	55165EX	Kettle Receptacle Assy (Export)
11	41934	Filter Cover Assy

Item	Part No.	Description
12	12319	Knob
13	41448	Set Screw 10-32 x 1"
14	43426	Kettle Retainer
15	41618	Clean-In-Place Latch
16	41833	Shock Absorber Pin (Not Shown)
17	86009	Spring (Not Shown)

\* All three available as Part No. 82015 - Filter Pack

## Cabinet Interior – Ceiling Components, Single Kettle

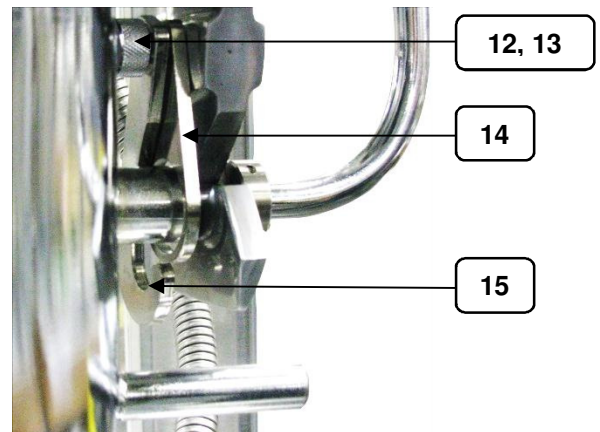




Item	Part No.	Description
1	47561	Magnetic Catch
2	49505	Hanger Arm Assy w/Clean-In-Place Latch
3	41742	Set Screw 10-32 x 3/16 (x2)
4	41380	Spur Gear
5	41432	Gear Block Assy
6	41941	Hanger Arm Assy
7	41979	75 Watt Halogen Lamp (x2)
	41979EX	75 Watt Halogen Lamp (x2) (Export)
8	41169	Oil Mist Filter *
9	41250	5-Layer Grease Filter (x2) *
10	55165	Kettle Receptacle Assy
	55165EX	Kettle Receptacle Assy (Export)
11	41934	Filter Cover Assy

Item	Part No.	Description
12	12319	Knob
13	41448	Set Screw 10-32 x 1"
14	43426	Kettle Retainer
15	41618	Clean-In-Place Latch
16	41833	Shock Absorber Pin (Not Shown)
17	86009	Spring (Not Shown)

\* All three available as Part No. 82015 - Filter Pack

## Cabinet Interior – Ceiling Components, Single Kettle

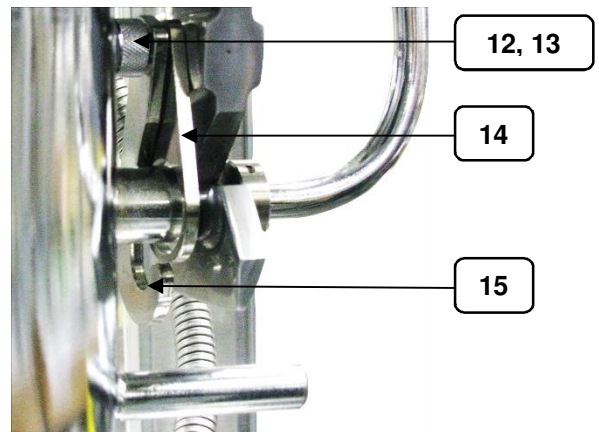




Item	Part No.	Description
1	47561	Magnetic Catch
2	49505	Hanger Arm Assy w/Clean-In-Place Latch
3	41742	Set Screw 10-32 x 3/16 (x2)
4	41380	Spur Gear
5	41432	Gear Block Assy
6	41941	Hanger Arm Assy
7	41979	75 Watt Halogen Lamp (x2)
	41979EX	75 Watt Halogen Lamp (x2) (Export)
8	41169	Oil Mist Filter *
9	41250	5-Layer Grease Filter (x2) *
10	55165	Kettle Receptacle Assy
	55165EX	Kettle Receptacle Assy (Export)
11	41934	Filter Cover Assy

Item	Part No.	Description
12	12319	Knob
13	41448	Set Screw 10-32 x 1"
14	43426	Kettle Retainer
15	41618	Clean-In-Place Latch
16	41833	Shock Absorber Pin (Not Shown)
17	86009	Spring (Not Shown)

\* All three available as Part No. 82015 - Filter Pack

## Cabinet Interior – Ceiling Components, Single Kettle

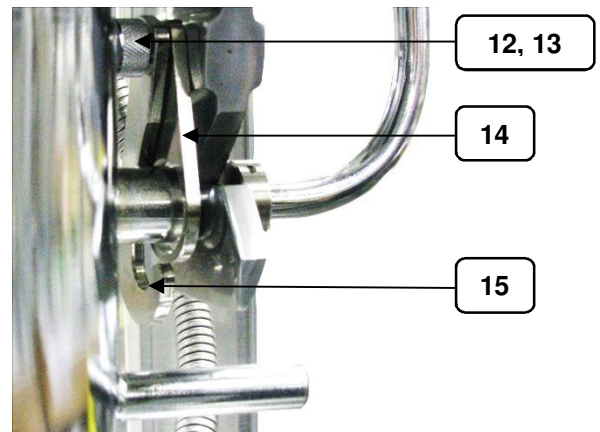




Item	Part No.	Description
1	47561	Magnetic Catch
2	49505	Hanger Arm Assy w/Clean-In-Place Latch
3	41742	Set Screw 10-32 x 3/16 (x2)
4	41380	Spur Gear
5	41432	Gear Block Assy
6	41941	Hanger Arm Assy
7	41979	75 Watt Halogen Lamp (x2)
	41979EX	75 Watt Halogen Lamp (x2) (Export)
8	41169	Oil Mist Filter *
9	41250	5-Layer Grease Filter (x2) *
10	55165	Kettle Receptacle Assy
	55165EX	Kettle Receptacle Assy (Export)
11	41934	Filter Cover Assy

Item	Part No.	Description
12	12319	Knob
13	41448	Set Screw 10-32 x 1"
14	43426	Kettle Retainer
15	41618	Clean-In-Place Latch
16	41833	Shock Absorber Pin (Not Shown)
17	86009	Spring (Not Shown)

\* All three available as Part No. 82015 - Filter Pack

## Cabinet Interior – Ceiling Components, Single Kettle

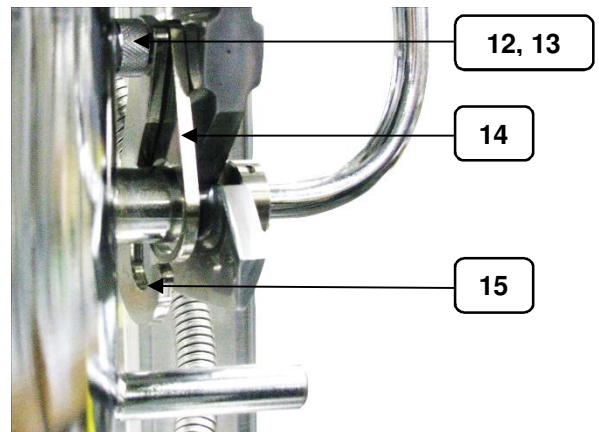




Item	Part No.	Description
1	47561	Magnetic Catch
2	49505	Hanger Arm Assy w/Clean-In-Place Latch
3	41742	Set Screw 10-32 x 3/16 (x2)
4	41380	Spur Gear
5	41432	Gear Block Assy
6	41941	Hanger Arm Assy
7	41979	75 Watt Halogen Lamp (x2)
	41979EX	75 Watt Halogen Lamp (x2) (Export)
8	41169	Oil Mist Filter *
9	41250	5-Layer Grease Filter (x2) *
10	55165	Kettle Receptacle Assy
	55165EX	Kettle Receptacle Assy (Export)
11	41934	Filter Cover Assy

Item	Part No.	Description
12	12319	Knob
13	41448	Set Screw 10-32 x 1"
14	43426	Kettle Retainer
15	41618	Clean-In-Place Latch
16	41833	Shock Absorber Pin (Not Shown)
17	86009	Spring (Not Shown)

\* All three available as Part No. 82015 - Filter Pack

## Cabinet Interior – Ceiling Components, Single Kettle

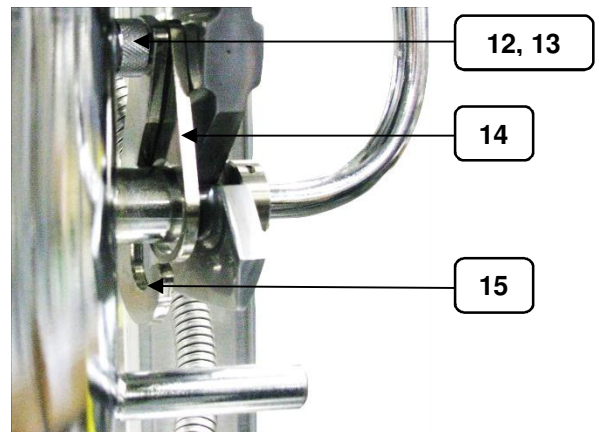




Item	Part No.	Description
1	47561	Magnetic Catch
2	49505	Hanger Arm Assy w/Clean-In-Place Latch
3	41742	Set Screw 10-32 x 3/16 (x2)
4	41380	Spur Gear
5	41432	Gear Block Assy
6	41941	Hanger Arm Assy
7	41979	75 Watt Halogen Lamp (x2)
	41979EX	75 Watt Halogen Lamp (x2) (Export)
8	41169	Oil Mist Filter *
9	41250	5-Layer Grease Filter (x2) *
10	55165	Kettle Receptacle Assy
	55165EX	Kettle Receptacle Assy (Export)
11	41934	Filter Cover Assy

Item	Part No.	Description
12	12319	Knob
13	41448	Set Screw 10-32 x 1"
14	43426	Kettle Retainer
15	41618	Clean-In-Place Latch
16	41833	Shock Absorber Pin (Not Shown)
17	86009	Spring (Not Shown)

\* All three available as Part No. 82015 - Filter Pack

## Cabinet Interior – Ceiling Components, Single Kettle

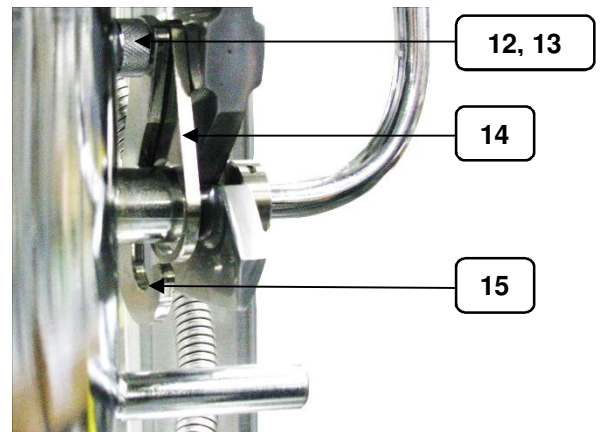




Item	Part No.	Description
1	47561	Magnetic Catch
2	49505	Hanger Arm Assy w/Clean-In-Place Latch
3	41742	Set Screw 10-32 x 3/16 (x2)
4	41380	Spur Gear
5	41432	Gear Block Assy
6	41941	Hanger Arm Assy
7	41979	75 Watt Halogen Lamp (x2)
	41979EX	75 Watt Halogen Lamp (x2) (Export)
8	41169	Oil Mist Filter *
9	41250	5-Layer Grease Filter (x2) *
10	55165	Kettle Receptacle Assy
	55165EX	Kettle Receptacle Assy (Export)
11	41934	Filter Cover Assy

Item	Part No.	Description
12	12319	Knob
13	41448	Set Screw 10-32 x 1"
14	43426	Kettle Retainer
15	41618	Clean-In-Place Latch
16	41833	Shock Absorber Pin (Not Shown)
17	86009	Spring (Not Shown)

\* All three available as Part No. 82015 - Filter Pack

## Cabinet Interior – Ceiling Components, Single Kettle

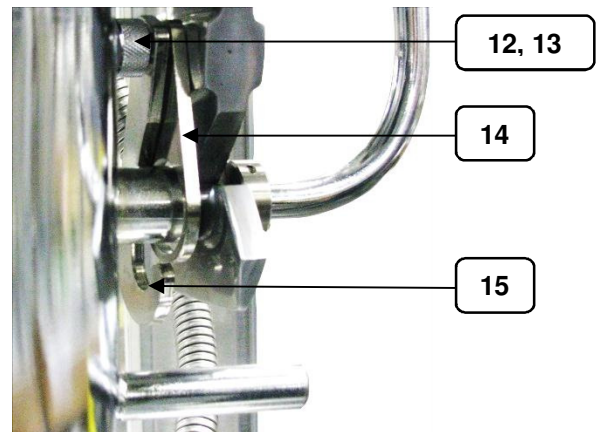




Item	Part No.	Description
1	47561	Magnetic Catch
2	49505	Hanger Arm Assy w/Clean-In-Place Latch
3	41742	Set Screw 10-32 x 3/16 (x2)
4	41380	Spur Gear
5	41432	Gear Block Assy
6	41941	Hanger Arm Assy
7	41979	75 Watt Halogen Lamp (x2)
	41979EX	75 Watt Halogen Lamp (x2) (Export)
8	41169	Oil Mist Filter *
9	41250	5-Layer Grease Filter (x2) *
10	55165	Kettle Receptacle Assy
	55165EX	Kettle Receptacle Assy (Export)
11	41934	Filter Cover Assy

Item	Part No.	Description
12	12319	Knob
13	41448	Set Screw 10-32 x 1"
14	43426	Kettle Retainer
15	41618	Clean-In-Place Latch
16	41833	Shock Absorber Pin (Not Shown)
17	86009	Spring (Not Shown)

\* All three available as Part No. 82015 - Filter Pack

## Cabinet Interior – Ceiling Components, Single Kettle

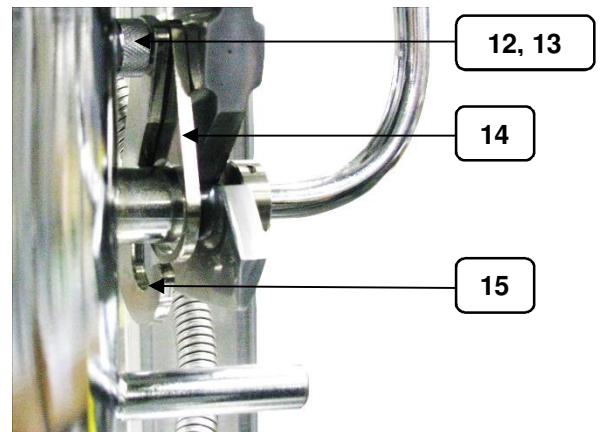




Item	Part No.	Description
1	47561	Magnetic Catch
2	49505	Hanger Arm Assy w/Clean-In-Place Latch
3	41742	Set Screw 10-32 x 3/16 (x2)
4	41380	Spur Gear
5	41432	Gear Block Assy
6	41941	Hanger Arm Assy
7	41979	75 Watt Halogen Lamp (x2)
	41979EX	75 Watt Halogen Lamp (x2) (Export)
8	41169	Oil Mist Filter *
9	41250	5-Layer Grease Filter (x2) *
10	55165	Kettle Receptacle Assy
	55165EX	Kettle Receptacle Assy (Export)
11	41934	Filter Cover Assy

Item	Part No.	Description
12	12319	Knob
13	41448	Set Screw 10-32 x 1"
14	43426	Kettle Retainer
15	41618	Clean-In-Place Latch
16	41833	Shock Absorber Pin (Not Shown)
17	86009	Spring (Not Shown)

\* All three available as Part No. 82015 - Filter Pack

## Cabinet Interior – Ceiling Components, Single Kettle

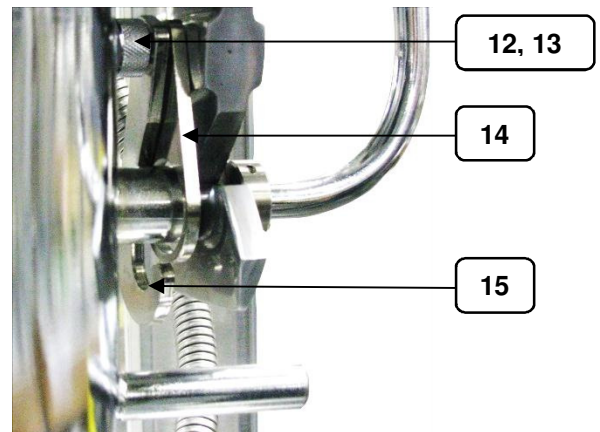




Item	Part No.	Description
1	47561	Magnetic Catch
2	49505	Hanger Arm Assy w/Clean-In-Place Latch
3	41742	Set Screw 10-32 x 3/16 (x2)
4	41380	Spur Gear
5	41432	Gear Block Assy
6	41941	Hanger Arm Assy
7	41979	75 Watt Halogen Lamp (x2)
	41979EX	75 Watt Halogen Lamp (x2) (Export)
8	41169	Oil Mist Filter *
9	41250	5-Layer Grease Filter (x2) *
10	55165	Kettle Receptacle Assy
	55165EX	Kettle Receptacle Assy (Export)
11	41934	Filter Cover Assy

Item	Part No.	Description
12	12319	Knob
13	41448	Set Screw 10-32 x 1"
14	43426	Kettle Retainer
15	41618	Clean-In-Place Latch
16	41833	Shock Absorber Pin (Not Shown)
17	86009	Spring (Not Shown)

\* All three available as Part No. 82015 - Filter Pack

## Cabinet Interior – Ceiling Components, Single Kettle

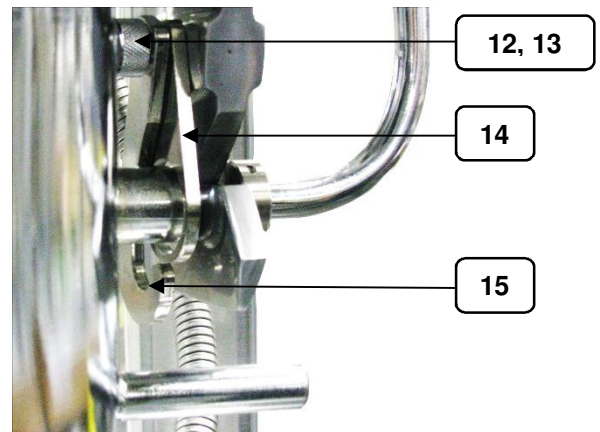




Item	Part No.	Description
1	47561	Magnetic Catch
2	49505	Hanger Arm Assy w/Clean-In-Place Latch
3	41742	Set Screw 10-32 x 3/16 (x2)
4	41380	Spur Gear
5	41432	Gear Block Assy
6	41941	Hanger Arm Assy
7	41979	75 Watt Halogen Lamp (x2)
	41979EX	75 Watt Halogen Lamp (x2) (Export)
8	41169	Oil Mist Filter *
9	41250	5-Layer Grease Filter (x2) *
10	55165	Kettle Receptacle Assy
	55165EX	Kettle Receptacle Assy (Export)
11	41934	Filter Cover Assy

Item	Part No.	Description
12	12319	Knob
13	41448	Set Screw 10-32 x 1"
14	43426	Kettle Retainer
15	41618	Clean-In-Place Latch
16	41833	Shock Absorber Pin (Not Shown)
17	86009	Spring (Not Shown)

\* All three available as Part No. 82015 - Filter Pack

## Cabinet Interior – Ceiling Components, Single Kettle

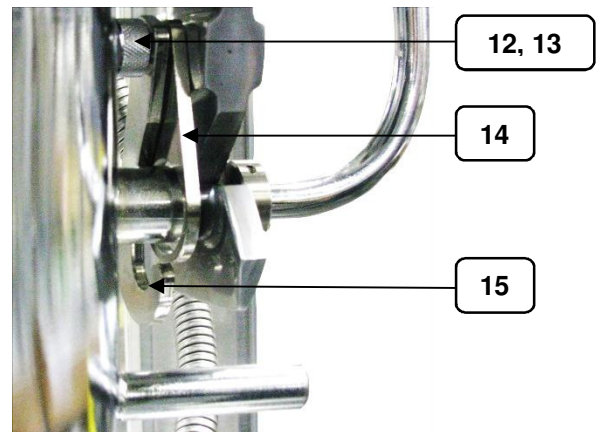




Item	Part No.	Description
1	47561	Magnetic Catch
2	49505	Hanger Arm Assy w/Clean-In-Place Latch
3	41742	Set Screw 10-32 x 3/16 (x2)
4	41380	Spur Gear
5	41432	Gear Block Assy
6	41941	Hanger Arm Assy
7	41979	75 Watt Halogen Lamp (x2)
	41979EX	75 Watt Halogen Lamp (x2) (Export)
8	41169	Oil Mist Filter *
9	41250	5-Layer Grease Filter (x2) *
10	55165	Kettle Receptacle Assy
	55165EX	Kettle Receptacle Assy (Export)
11	41934	Filter Cover Assy

Item	Part No.	Description
12	12319	Knob
13	41448	Set Screw 10-32 x 1"
14	43426	Kettle Retainer
15	41618	Clean-In-Place Latch
16	41833	Shock Absorber Pin (Not Shown)
17	86009	Spring (Not Shown)

\* All three available as Part No. 82015 - Filter Pack

## Cabinet Interior – Ceiling Components, Single Kettle

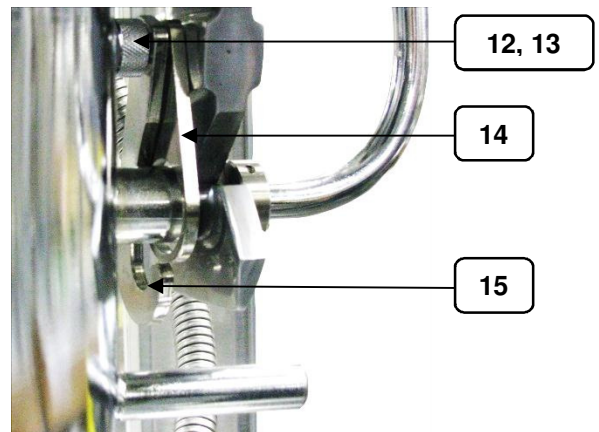




Item	Part No.	Description
1	47561	Magnetic Catch
2	49505	Hanger Arm Assy w/Clean-In-Place Latch
3	41742	Set Screw 10-32 x 3/16 (x2)
4	41380	Spur Gear
5	41432	Gear Block Assy
6	41941	Hanger Arm Assy
7	41979	75 Watt Halogen Lamp (x2)
	41979EX	75 Watt Halogen Lamp (x2) (Export)
8	41169	Oil Mist Filter *
9	41250	5-Layer Grease Filter (x2) *
10	55165	Kettle Receptacle Assy
	55165EX	Kettle Receptacle Assy (Export)
11	41934	Filter Cover Assy

Item	Part No.	Description
12	12319	Knob
13	41448	Set Screw 10-32 x 1"
14	43426	Kettle Retainer
15	41618	Clean-In-Place Latch
16	41833	Shock Absorber Pin (Not Shown)
17	86009	Spring (Not Shown)

\* All three available as Part No. 82015 - Filter Pack

## Cabinet Interior – Ceiling Components, Single Kettle




Item	Part No.	Description
1	47561	Magnetic Catch
2	49505	Hanger Arm Assy w/Clean-In-Place Latch
3	41742	Set Screw 10-32 x 3/16 (x2)
4	41380	Spur Gear
5	41432	Gear Block Assy
6	41941	Hanger Arm Assy
7	41979	75 Watt Halogen Lamp (x2)
	41979EX	75 Watt Halogen Lamp (x2) (Export)
8	41169	Oil Mist Filter *
9	41250	5-Layer Grease Filter (x2) *
10	55165	Kettle Receptacle Assy
	55165EX	Kettle Receptacle Assy (Export)
11	41934	Filter Cover Assy

Item	Part No.	Description
12	12319	Knob
13	41448	Set Screw 10-32 x 1"
14	43426	Kettle Retainer
15	41618	Clean-In-Place Latch
16	41833	Shock Absorber Pin (Not Shown)
17	86009	Spring (Not Shown)

\* All three available as Part No. 82015 - Filter Pack

## Motor Plate Assembly




Item	Part No.	Description
1	<a href="#">47047</a>	Lamp Holder
2	<a href="#">41712</a>	Wire Harness
3	<a href="#">46107</a>	Motor Capacitor 7.5 uf (Black-Bison Motor)
	<a href="#">46110</a>	Motor Capacitor 10 uf (White-Franklin Motor)
4	<a href="#">89087</a>	Transient Filter
5	<a href="#">41449R</a>	Kettle Drive Motor (Domestic)
	<a href="#">41500R</a>	Kettle Drive Motor (Export)
6	<a href="#">41640</a>	8W Foil Element (Domestic)
	<a href="#">41640EX</a>	8W Foil Element (Export)
7	<a href="#">41047</a>	Aluminum Oil Tubing (sold by the ft.)
8	<a href="#">55165</a>	Kettle Receptacle Assy (Domestic)
	<a href="#">55165EX</a>	Kettle Receptacle Assy (Export)
9	<a href="#">55222</a>	Kettle Shunt Trip Breaker (Domestic)
	<a href="#">55224</a>	Kettle Shunt Trip Breaker (Export)
	<a href="#">55254</a>	Bracket (used in both Dom. and Ex.)
10	<a href="#">47364</a>	Circuit Breaker, 15A (Domestic) (x2)
	<a href="#">48659</a>	Circuit Breaker, 10A (Export) (x2)
11	<a href="#">41001</a>	Temperature Control Board
12	<a href="#">48018</a>	Axial Fan (Domestic)

Item	Part No.	Description
13	<a href="#">41015</a>	Exhaust Blower (Domestic)
	<a href="#">41965</a>	Exhaust Blower (Export)
14	<a href="#">55164</a>	Thermocouple Wire Assy.* (x2)

\* Included w/55165, also sold separately

## Motor Plate Assembly




Item	Part No.	Description
1	<a href="#">47047</a>	Lamp Holder
2	<a href="#">41712</a>	Wire Harness
3	<a href="#">46107</a>	Motor Capacitor 7.5 uf (Black-Bison Motor)
	<a href="#">46110</a>	Motor Capacitor 10 uf (White-Franklin Motor)
4	<a href="#">89087</a>	Transient Filter
5	<a href="#">41449R</a>	Kettle Drive Motor (Domestic)
	<a href="#">41500R</a>	Kettle Drive Motor (Export)
6	<a href="#">41640</a>	8W Foil Element (Domestic)
	<a href="#">41640EX</a>	8W Foil Element (Export)
7	<a href="#">41047</a>	Aluminum Oil Tubing (sold by the ft.)
8	<a href="#">55165</a>	Kettle Receptacle Assy (Domestic)
	<a href="#">55165EX</a>	Kettle Receptacle Assy (Export)
9	<a href="#">55222</a>	Kettle Shunt Trip Breaker (Domestic)
	<a href="#">55224</a>	Kettle Shunt Trip Breaker (Export)
	<a href="#">55254</a>	Bracket (used in both Dom. and Ex.)
10	<a href="#">47364</a>	Circuit Breaker, 15A (Domestic) (x2)
	<a href="#">48659</a>	Circuit Breaker, 10A (Export) (x2)
11	<a href="#">41001</a>	Temperature Control Board
12	<a href="#">48018</a>	Axial Fan (Domestic)

Item	Part No.	Description
13	<a href="#">41015</a>	Exhaust Blower (Domestic)
	<a href="#">41965</a>	Exhaust Blower (Export)
14	<a href="#">55164</a>	Thermocouple Wire Assy.* (x2)

\* Included w/55165, also sold separately

## Motor Plate Assembly




Item	Part No.	Description
1	<a href="#">47047</a>	Lamp Holder
2	<a href="#">41712</a>	Wire Harness
3	<a href="#">46107</a>	Motor Capacitor 7.5 uf (Black-Bison Motor)
	<a href="#">46110</a>	Motor Capacitor 10 uf (White-Franklin Motor)
4	<a href="#">89087</a>	Transient Filter
5	<a href="#">41449R</a>	Kettle Drive Motor (Domestic)
	<a href="#">41500R</a>	Kettle Drive Motor (Export)
6	<a href="#">41640</a>	8W Foil Element (Domestic)
	<a href="#">41640EX</a>	8W Foil Element (Export)
7	<a href="#">41047</a>	Aluminum Oil Tubing (sold by the ft.)
8	<a href="#">55165</a>	Kettle Receptacle Assy (Domestic)
	<a href="#">55165EX</a>	Kettle Receptacle Assy (Export)
9	<a href="#">55222</a>	Kettle Shunt Trip Breaker (Domestic)
	<a href="#">55224</a>	Kettle Shunt Trip Breaker (Export)
	<a href="#">55254</a>	Bracket (used in both Dom. and Ex.)
10	<a href="#">47364</a>	Circuit Breaker, 15A (Domestic) (x2)
	<a href="#">48659</a>	Circuit Breaker, 10A (Export) (x2)
11	<a href="#">41001</a>	Temperature Control Board
12	<a href="#">48018</a>	Axial Fan (Domestic)

Item	Part No.	Description
13	<a href="#">41015</a>	Exhaust Blower (Domestic)
	<a href="#">41965</a>	Exhaust Blower (Export)
14	<a href="#">55164</a>	Thermocouple Wire Assy.* (x2)

\* Included w/55165, also sold separately

## Motor Plate Assembly




Item	Part No.	Description
1	<a href="#">47047</a>	Lamp Holder
2	<a href="#">41712</a>	Wire Harness
3	<a href="#">46107</a>	Motor Capacitor 7.5 uf (Black-Bison Motor)
	<a href="#">46110</a>	Motor Capacitor 10 uf (White-Franklin Motor)
4	<a href="#">89087</a>	Transient Filter
5	<a href="#">41449R</a>	Kettle Drive Motor (Domestic)
	<a href="#">41500R</a>	Kettle Drive Motor (Export)
6	<a href="#">41640</a>	8W Foil Element (Domestic)
	<a href="#">41640EX</a>	8W Foil Element (Export)
7	<a href="#">41047</a>	Aluminum Oil Tubing (sold by the ft.)
8	<a href="#">55165</a>	Kettle Receptacle Assy (Domestic)
	<a href="#">55165EX</a>	Kettle Receptacle Assy (Export)
9	<a href="#">55222</a>	Kettle Shunt Trip Breaker (Domestic)
	<a href="#">55224</a>	Kettle Shunt Trip Breaker (Export)
	<a href="#">55254</a>	Bracket (used in both Dom. and Ex.)
10	<a href="#">47364</a>	Circuit Breaker, 15A (Domestic) (x2)
	<a href="#">48659</a>	Circuit Breaker, 10A (Export) (x2)
11	<a href="#">41001</a>	Temperature Control Board
12	<a href="#">48018</a>	Axial Fan (Domestic)

Item	Part No.	Description
13	<a href="#">41015</a>	Exhaust Blower (Domestic)
	<a href="#">41965</a>	Exhaust Blower (Export)
14	<a href="#">55164</a>	Thermocouple Wire Assy.* (x2)

\* Included w/55165, also sold separately

## Motor Plate Assembly




Item	Part No.	Description
1	<a href="#">47047</a>	Lamp Holder
2	<a href="#">41712</a>	Wire Harness
3	<a href="#">46107</a>	Motor Capacitor 7.5 uf (Black-Bison Motor)
	<a href="#">46110</a>	Motor Capacitor 10 uf (White-Franklin Motor)
4	<a href="#">89087</a>	Transient Filter
5	<a href="#">41449R</a>	Kettle Drive Motor (Domestic)
	<a href="#">41500R</a>	Kettle Drive Motor (Export)
6	<a href="#">41640</a>	8W Foil Element (Domestic)
	<a href="#">41640EX</a>	8W Foil Element (Export)
7	<a href="#">41047</a>	Aluminum Oil Tubing (sold by the ft.)
8	<a href="#">55165</a>	Kettle Receptacle Assy (Domestic)
	<a href="#">55165EX</a>	Kettle Receptacle Assy (Export)
9	<a href="#">55222</a>	Kettle Shunt Trip Breaker (Domestic)
	<a href="#">55224</a>	Kettle Shunt Trip Breaker (Export)
	<a href="#">55254</a>	Bracket (used in both Dom. and Ex.)
10	<a href="#">47364</a>	Circuit Breaker, 15A (Domestic) (x2)
	<a href="#">48659</a>	Circuit Breaker, 10A (Export) (x2)
11	<a href="#">41001</a>	Temperature Control Board
12	<a href="#">48018</a>	Axial Fan (Domestic)

Item	Part No.	Description
13	<a href="#">41015</a>	Exhaust Blower (Domestic)
	<a href="#">41965</a>	Exhaust Blower (Export)
14	<a href="#">55164</a>	Thermocouple Wire Assy.* (x2)

\* Included w/55165, also sold separately

## Motor Plate Assembly




Item	Part No.	Description
1	<a href="#">47047</a>	Lamp Holder
2	<a href="#">41712</a>	Wire Harness
3	<a href="#">46107</a>	Motor Capacitor 7.5 uf (Black-Bison Motor)
	<a href="#">46110</a>	Motor Capacitor 10 uf (White-Franklin Motor)
4	<a href="#">89087</a>	Transient Filter
5	<a href="#">41449R</a>	Kettle Drive Motor (Domestic)
	<a href="#">41500R</a>	Kettle Drive Motor (Export)
6	<a href="#">41640</a>	8W Foil Element (Domestic)
	<a href="#">41640EX</a>	8W Foil Element (Export)
7	<a href="#">41047</a>	Aluminum Oil Tubing (sold by the ft.)
8	<a href="#">55165</a>	Kettle Receptacle Assy (Domestic)
	<a href="#">55165EX</a>	Kettle Receptacle Assy (Export)
9	<a href="#">55222</a>	Kettle Shunt Trip Breaker (Domestic)
	<a href="#">55224</a>	Kettle Shunt Trip Breaker (Export)
	<a href="#">55254</a>	Bracket (used in both Dom. and Ex.)
10	<a href="#">47364</a>	Circuit Breaker, 15A (Domestic) (x2)
	<a href="#">48659</a>	Circuit Breaker, 10A (Export) (x2)
11	<a href="#">41001</a>	Temperature Control Board
12	<a href="#">48018</a>	Axial Fan (Domestic)

Item	Part No.	Description
13	<a href="#">41015</a>	Exhaust Blower (Domestic)
	<a href="#">41965</a>	Exhaust Blower (Export)
14	<a href="#">55164</a>	Thermocouple Wire Assy.* (x2)

\* Included w/55165, also sold separately

## Motor Plate Assembly




Item	Part No.	Description
1	<a href="#">47047</a>	Lamp Holder
2	<a href="#">41712</a>	Wire Harness
3	<a href="#">46107</a>	Motor Capacitor 7.5 uf (Black-Bison Motor)
	<a href="#">46110</a>	Motor Capacitor 10 uf (White-Franklin Motor)
4	<a href="#">89087</a>	Transient Filter
5	<a href="#">41449R</a>	Kettle Drive Motor (Domestic)
	<a href="#">41500R</a>	Kettle Drive Motor (Export)
6	<a href="#">41640</a>	8W Foil Element (Domestic)
	<a href="#">41640EX</a>	8W Foil Element (Export)
7	<a href="#">41047</a>	Aluminum Oil Tubing (sold by the ft.)
8	<a href="#">55165</a>	Kettle Receptacle Assy (Domestic)
	<a href="#">55165EX</a>	Kettle Receptacle Assy (Export)
9	<a href="#">55222</a>	Kettle Shunt Trip Breaker (Domestic)
	<a href="#">55224</a>	Kettle Shunt Trip Breaker (Export)
	<a href="#">55254</a>	Bracket (used in both Dom. and Ex.)
10	<a href="#">47364</a>	Circuit Breaker, 15A (Domestic) (x2)
	<a href="#">48659</a>	Circuit Breaker, 10A (Export) (x2)
11	<a href="#">41001</a>	Temperature Control Board
12	<a href="#">48018</a>	Axial Fan (Domestic)

Item	Part No.	Description
13	<a href="#">41015</a>	Exhaust Blower (Domestic)
	<a href="#">41965</a>	Exhaust Blower (Export)
14	<a href="#">55164</a>	Thermocouple Wire Assy.* (x2)

\* Included w/55165, also sold separately

## Motor Plate Assembly




Item	Part No.	Description
1	<a href="#">47047</a>	Lamp Holder
2	<a href="#">41712</a>	Wire Harness
3	<a href="#">46107</a>	Motor Capacitor 7.5 uf (Black-Bison Motor)
	<a href="#">46110</a>	Motor Capacitor 10 uf (White-Franklin Motor)
4	<a href="#">89087</a>	Transient Filter
5	<a href="#">41449R</a>	Kettle Drive Motor (Domestic)
	<a href="#">41500R</a>	Kettle Drive Motor (Export)
6	<a href="#">41640</a>	8W Foil Element (Domestic)
	<a href="#">41640EX</a>	8W Foil Element (Export)
7	<a href="#">41047</a>	Aluminum Oil Tubing (sold by the ft.)
8	<a href="#">55165</a>	Kettle Receptacle Assy (Domestic)
	<a href="#">55165EX</a>	Kettle Receptacle Assy (Export)
9	<a href="#">55222</a>	Kettle Shunt Trip Breaker (Domestic)
	<a href="#">55224</a>	Kettle Shunt Trip Breaker (Export)
	<a href="#">55254</a>	Bracket (used in both Dom. and Ex.)
10	<a href="#">47364</a>	Circuit Breaker, 15A (Domestic) (x2)
	<a href="#">48659</a>	Circuit Breaker, 10A (Export) (x2)
11	<a href="#">41001</a>	Temperature Control Board
12	<a href="#">48018</a>	Axial Fan (Domestic)

Item	Part No.	Description
13	<a href="#">41015</a>	Exhaust Blower (Domestic)
	<a href="#">41965</a>	Exhaust Blower (Export)
14	<a href="#">55164</a>	Thermocouple Wire Assy.* (x2)

\* Included w/55165, also sold separately

## Motor Plate Assembly




Item	Part No.	Description
1	<a href="#">47047</a>	Lamp Holder
2	<a href="#">41712</a>	Wire Harness
3	<a href="#">46107</a>	Motor Capacitator 7.5 uf (Black-Bison Motor)
	<a href="#">46110</a>	Motor Capacitator 10 uf (White-Franklin Motor)
4	<a href="#">89087</a>	Transient Filter
5	<a href="#">41449R</a>	Kettle Drive Motor (Domestic)
	<a href="#">41500R</a>	Kettle Drive Motor (Export)
6	<a href="#">41640</a>	8W Foil Element (Domestic)
	<a href="#">41640EX</a>	8W Foil Element (Export)
7	<a href="#">41047</a>	Aluminum Oil Tubing (sold by the ft.)
8	<a href="#">55165</a>	Kettle Receptacle Assy (Domestic)
	<a href="#">55165EX</a>	Kettle Receptacle Assy (Export)
9	<a href="#">55222</a>	Kettle Shunt Trip Breaker (Domestic)
	<a href="#">55224</a>	Kettle Shunt Trip Breaker (Export)
	<a href="#">55254</a>	Bracket (used in both Dom. and Ex.)
10	<a href="#">47364</a>	Circuit Breaker, 15A (Domestic) (x2)
	<a href="#">48659</a>	Circuit Breaker, 10A (Export) (x2)
11	<a href="#">41001</a>	Temperature Control Board
12	<a href="#">48018</a>	Axial Fan (Domestic)

Item	Part No.	Description
13	<a href="#">41015</a>	Exhaust Blower (Domestic)
	<a href="#">41965</a>	Exhaust Blower (Export)
14	<a href="#">55164</a>	Thermocouple Wire Assy.* (x2)

\* Included w/55165, also sold separately

## Motor Plate Assembly




Item	Part No.	Description
1	<a href="#">47047</a>	Lamp Holder
2	<a href="#">41712</a>	Wire Harness
3	<a href="#">46107</a>	Motor Capacitor 7.5 uf (Black-Bison Motor)
	<a href="#">46110</a>	Motor Capacitor 10 uf (White-Franklin Motor)
4	<a href="#">89087</a>	Transient Filter
5	<a href="#">41449R</a>	Kettle Drive Motor (Domestic)
	<a href="#">41500R</a>	Kettle Drive Motor (Export)
6	<a href="#">41640</a>	8W Foil Element (Domestic)
	<a href="#">41640EX</a>	8W Foil Element (Export)
7	<a href="#">41047</a>	Aluminum Oil Tubing (sold by the ft.)
8	<a href="#">55165</a>	Kettle Receptacle Assy (Domestic)
	<a href="#">55165EX</a>	Kettle Receptacle Assy (Export)
9	<a href="#">55222</a>	Kettle Shunt Trip Breaker (Domestic)
	<a href="#">55224</a>	Kettle Shunt Trip Breaker (Export)
	<a href="#">55254</a>	Bracket (used in both Dom. and Ex.)
10	<a href="#">47364</a>	Circuit Breaker, 15A (Domestic) (x2)
	<a href="#">48659</a>	Circuit Breaker, 10A (Export) (x2)
11	<a href="#">41001</a>	Temperature Control Board
12	<a href="#">48018</a>	Axial Fan (Domestic)

Item	Part No.	Description
13	<a href="#">41015</a>	Exhaust Blower (Domestic)
	<a href="#">41965</a>	Exhaust Blower (Export)
14	<a href="#">55164</a>	Thermocouple Wire Assy.* (x2)

\* Included w/55165, also sold separately

## Motor Plate Assembly




Item	Part No.	Description
1	<a href="#">47047</a>	Lamp Holder
2	<a href="#">41712</a>	Wire Harness
3	<a href="#">46107</a>	Motor Capacitor 7.5 uf (Black-Bison Motor)
	<a href="#">46110</a>	Motor Capacitor 10 uf (White-Franklin Motor)
4	<a href="#">89087</a>	Transient Filter
5	<a href="#">41449R</a>	Kettle Drive Motor (Domestic)
	<a href="#">41500R</a>	Kettle Drive Motor (Export)
6	<a href="#">41640</a>	8W Foil Element (Domestic)
	<a href="#">41640EX</a>	8W Foil Element (Export)
7	<a href="#">41047</a>	Aluminum Oil Tubing (sold by the ft.)
8	<a href="#">55165</a>	Kettle Receptacle Assy (Domestic)
	<a href="#">55165EX</a>	Kettle Receptacle Assy (Export)
9	<a href="#">55222</a>	Kettle Shunt Trip Breaker (Domestic)
	<a href="#">55224</a>	Kettle Shunt Trip Breaker (Export)
	<a href="#">55254</a>	Bracket (used in both Dom. and Ex.)
10	<a href="#">47364</a>	Circuit Breaker, 15A (Domestic) (x2)
	<a href="#">48659</a>	Circuit Breaker, 10A (Export) (x2)
11	<a href="#">41001</a>	Temperature Control Board
12	<a href="#">48018</a>	Axial Fan (Domestic)

Item	Part No.	Description
13	<a href="#">41015</a>	Exhaust Blower (Domestic)
	<a href="#">41965</a>	Exhaust Blower (Export)
14	<a href="#">55164</a>	Thermocouple Wire Assy.* (x2)

\* Included w/55165, also sold separately

## Motor Plate Assembly




Item	Part No.	Description
1	<a href="#">47047</a>	Lamp Holder
2	<a href="#">41712</a>	Wire Harness
3	<a href="#">46107</a>	Motor Capacitator 7.5 uf (Black-Bison Motor)
	<a href="#">46110</a>	Motor Capacitator 10 uf (White-Franklin Motor)
4	<a href="#">89087</a>	Transient Filter
5	<a href="#">41449R</a>	Kettle Drive Motor (Domestic)
	<a href="#">41500R</a>	Kettle Drive Motor (Export)
6	<a href="#">41640</a>	8W Foil Element (Domestic)
	<a href="#">41640EX</a>	8W Foil Element (Export)
7	<a href="#">41047</a>	Aluminum Oil Tubing (sold by the ft.)
8	<a href="#">55165</a>	Kettle Receptacle Assy (Domestic)
	<a href="#">55165EX</a>	Kettle Receptacle Assy (Export)
9	<a href="#">55222</a>	Kettle Shunt Trip Breaker (Domestic)
	<a href="#">55224</a>	Kettle Shunt Trip Breaker (Export)
	<a href="#">55254</a>	Bracket (used in both Dom. and Ex.)
10	<a href="#">47364</a>	Circuit Breaker, 15A (Domestic) (x2)
	<a href="#">48659</a>	Circuit Breaker, 10A (Export) (x2)
11	<a href="#">41001</a>	Temperature Control Board
12	<a href="#">48018</a>	Axial Fan (Domestic)

Item	Part No.	Description
13	<a href="#">41015</a>	Exhaust Blower (Domestic)
	<a href="#">41965</a>	Exhaust Blower (Export)
14	<a href="#">55164</a>	Thermocouple Wire Assy.* (x2)

\* Included w/55165, also sold separately

## Motor Plate Assembly




Item	Part No.	Description
1	<a href="#">47047</a>	Lamp Holder
2	<a href="#">41712</a>	Wire Harness
3	<a href="#">46107</a>	Motor Capacitator 7.5 uf (Black-Bison Motor)
	<a href="#">46110</a>	Motor Capacitator 10 uf (White-Franklin Motor)
4	<a href="#">89087</a>	Transient Filter
5	<a href="#">41449R</a>	Kettle Drive Motor (Domestic)
	<a href="#">41500R</a>	Kettle Drive Motor (Export)
6	<a href="#">41640</a>	8W Foil Element (Domestic)
	<a href="#">41640EX</a>	8W Foil Element (Export)
7	<a href="#">41047</a>	Aluminum Oil Tubing (sold by the ft.)
8	<a href="#">55165</a>	Kettle Receptacle Assy (Domestic)
	<a href="#">55165EX</a>	Kettle Receptacle Assy (Export)
9	<a href="#">55222</a>	Kettle Shunt Trip Breaker (Domestic)
	<a href="#">55224</a>	Kettle Shunt Trip Breaker (Export)
	<a href="#">55254</a>	Bracket (used in both Dom. and Ex.)
10	<a href="#">47364</a>	Circuit Breaker, 15A (Domestic) (x2)
	<a href="#">48659</a>	Circuit Breaker, 10A (Export) (x2)
11	<a href="#">41001</a>	Temperature Control Board
12	<a href="#">48018</a>	Axial Fan (Domestic)

Item	Part No.	Description
13	<a href="#">41015</a>	Exhaust Blower (Domestic)
	<a href="#">41965</a>	Exhaust Blower (Export)
14	<a href="#">55164</a>	Thermocouple Wire Assy.* (x2)

\* Included w/55165, also sold separately

## Motor Plate Assembly




Item	Part No.	Description
1	<a href="#">47047</a>	Lamp Holder
2	<a href="#">41712</a>	Wire Harness
3	<a href="#">46107</a>	Motor Capacitor 7.5 uf (Black-Bison Motor)
	<a href="#">46110</a>	Motor Capacitor 10 uf (White-Franklin Motor)
4	<a href="#">89087</a>	Transient Filter
5	<a href="#">41449R</a>	Kettle Drive Motor (Domestic)
	<a href="#">41500R</a>	Kettle Drive Motor (Export)
6	<a href="#">41640</a>	8W Foil Element (Domestic)
	<a href="#">41640EX</a>	8W Foil Element (Export)
7	<a href="#">41047</a>	Aluminum Oil Tubing (sold by the ft.)
8	<a href="#">55165</a>	Kettle Receptacle Assy (Domestic)
	<a href="#">55165EX</a>	Kettle Receptacle Assy (Export)
9	<a href="#">55222</a>	Kettle Shunt Trip Breaker (Domestic)
	<a href="#">55224</a>	Kettle Shunt Trip Breaker (Export)
	<a href="#">55254</a>	Bracket (used in both Dom. and Ex.)
10	<a href="#">47364</a>	Circuit Breaker, 15A (Domestic) (x2)
	<a href="#">48659</a>	Circuit Breaker, 10A (Export) (x2)
11	<a href="#">41001</a>	Temperature Control Board
12	<a href="#">48018</a>	Axial Fan (Domestic)

Item	Part No.	Description
13	<a href="#">41015</a>	Exhaust Blower (Domestic)
	<a href="#">41965</a>	Exhaust Blower (Export)
14	<a href="#">55164</a>	Thermocouple Wire Assy.* (x2)

\* Included w/55165, also sold separately

## Motor Plate Assembly




Item	Part No.	Description
1	<a href="#">47047</a>	Lamp Holder
2	<a href="#">41712</a>	Wire Harness
3	<a href="#">46107</a>	Motor Capacitor 7.5 uf (Black-Bison Motor)
	<a href="#">46110</a>	Motor Capacitor 10 uf (White-Franklin Motor)
4	<a href="#">89087</a>	Transient Filter
5	<a href="#">41449R</a>	Kettle Drive Motor (Domestic)
	<a href="#">41500R</a>	Kettle Drive Motor (Export)
6	<a href="#">41640</a>	8W Foil Element (Domestic)
	<a href="#">41640EX</a>	8W Foil Element (Export)
7	<a href="#">41047</a>	Aluminum Oil Tubing (sold by the ft.)
8	<a href="#">55165</a>	Kettle Receptacle Assy (Domestic)
	<a href="#">55165EX</a>	Kettle Receptacle Assy (Export)
9	<a href="#">55222</a>	Kettle Shunt Trip Breaker (Domestic)
	<a href="#">55224</a>	Kettle Shunt Trip Breaker (Export)
	<a href="#">55254</a>	Bracket (used in both Dom. and Ex.)
10	<a href="#">47364</a>	Circuit Breaker, 15A (Domestic) (x2)
	<a href="#">48659</a>	Circuit Breaker, 10A (Export) (x2)
11	<a href="#">41001</a>	Temperature Control Board
12	<a href="#">48018</a>	Axial Fan (Domestic)

Item	Part No.	Description
13	<a href="#">41015</a>	Exhaust Blower (Domestic)
	<a href="#">41965</a>	Exhaust Blower (Export)
14	<a href="#">55164</a>	Thermocouple Wire Assy.* (x2)

\* Included w/55165, also sold separately

## Motor Plate Assembly




Item	Part No.	Description
1	<a href="#">47047</a>	Lamp Holder
2	<a href="#">41712</a>	Wire Harness
3	<a href="#">46107</a>	Motor Capacitor 7.5 uf (Black-Bison Motor)
	<a href="#">46110</a>	Motor Capacitor 10 uf (White-Franklin Motor)
4	<a href="#">89087</a>	Transient Filter
5	<a href="#">41449R</a>	Kettle Drive Motor (Domestic)
	<a href="#">41500R</a>	Kettle Drive Motor (Export)
6	<a href="#">41640</a>	8W Foil Element (Domestic)
	<a href="#">41640EX</a>	8W Foil Element (Export)
7	<a href="#">41047</a>	Aluminum Oil Tubing (sold by the ft.)
8	<a href="#">55165</a>	Kettle Receptacle Assy (Domestic)
	<a href="#">55165EX</a>	Kettle Receptacle Assy (Export)
9	<a href="#">55222</a>	Kettle Shunt Trip Breaker (Domestic)
	<a href="#">55224</a>	Kettle Shunt Trip Breaker (Export)
	<a href="#">55254</a>	Bracket (used in both Dom. and Ex.)
10	<a href="#">47364</a>	Circuit Breaker, 15A (Domestic) (x2)
	<a href="#">48659</a>	Circuit Breaker, 10A (Export) (x2)
11	<a href="#">41001</a>	Temperature Control Board
12	<a href="#">48018</a>	Axial Fan (Domestic)

Item	Part No.	Description
13	<a href="#">41015</a>	Exhaust Blower (Domestic)
	<a href="#">41965</a>	Exhaust Blower (Export)
14	<a href="#">55164</a>	Thermocouple Wire Assy.* (x2)

\* Included w/55165, also sold separately

## Motor Plate Assembly




Item	Part No.	Description
1	<a href="#">47047</a>	Lamp Holder
2	<a href="#">41712</a>	Wire Harness
3	<a href="#">46107</a>	Motor Capacitor 7.5 uf (Black-Bison Motor)
	<a href="#">46110</a>	Motor Capacitor 10 uf (White-Franklin Motor)
4	<a href="#">89087</a>	Transient Filter
5	<a href="#">41449R</a>	Kettle Drive Motor (Domestic)
	<a href="#">41500R</a>	Kettle Drive Motor (Export)
6	<a href="#">41640</a>	8W Foil Element (Domestic)
	<a href="#">41640EX</a>	8W Foil Element (Export)
7	<a href="#">41047</a>	Aluminum Oil Tubing (sold by the ft.)
8	<a href="#">55165</a>	Kettle Receptacle Assy (Domestic)
	<a href="#">55165EX</a>	Kettle Receptacle Assy (Export)
9	<a href="#">55222</a>	Kettle Shunt Trip Breaker (Domestic)
	<a href="#">55224</a>	Kettle Shunt Trip Breaker (Export)
	<a href="#">55254</a>	Bracket (used in both Dom. and Ex.)
10	<a href="#">47364</a>	Circuit Breaker, 15A (Domestic) (x2)
	<a href="#">48659</a>	Circuit Breaker, 10A (Export) (x2)
11	<a href="#">41001</a>	Temperature Control Board
12	<a href="#">48018</a>	Axial Fan (Domestic)

Item	Part No.	Description
13	<a href="#">41015</a>	Exhaust Blower (Domestic)
	<a href="#">41965</a>	Exhaust Blower (Export)
14	<a href="#">55164</a>	Thermocouple Wire Assy.* (x2)

\* Included w/55165, also sold separately

## Motor Plate Assembly




Item	Part No.	Description
1	<a href="#">47047</a>	Lamp Holder
2	<a href="#">41712</a>	Wire Harness
3	<a href="#">46107</a>	Motor Capacitor 7.5 uf (Black-Bison Motor)
	<a href="#">46110</a>	Motor Capacitor 10 uf (White-Franklin Motor)
4	<a href="#">89087</a>	Transient Filter
5	<a href="#">41449R</a>	Kettle Drive Motor (Domestic)
	<a href="#">41500R</a>	Kettle Drive Motor (Export)
6	<a href="#">41640</a>	8W Foil Element (Domestic)
	<a href="#">41640EX</a>	8W Foil Element (Export)
7	<a href="#">41047</a>	Aluminum Oil Tubing (sold by the ft.)
8	<a href="#">55165</a>	Kettle Receptacle Assy (Domestic)
	<a href="#">55165EX</a>	Kettle Receptacle Assy (Export)
9	<a href="#">55222</a>	Kettle Shunt Trip Breaker (Domestic)
	<a href="#">55224</a>	Kettle Shunt Trip Breaker (Export)
	<a href="#">55254</a>	Bracket (used in both Dom. and Ex.)
10	<a href="#">47364</a>	Circuit Breaker, 15A (Domestic) (x2)
	<a href="#">48659</a>	Circuit Breaker, 10A (Export) (x2)
11	<a href="#">41001</a>	Temperature Control Board
12	<a href="#">48018</a>	Axial Fan (Domestic)

Item	Part No.	Description
13	<a href="#">41015</a>	Exhaust Blower (Domestic)
	<a href="#">41965</a>	Exhaust Blower (Export)
14	<a href="#">55164</a>	Thermocouple Wire Assy.* (x2)

\* Included w/55165, also sold separately

## Motor Plate Assembly




Item	Part No.	Description
1	<a href="#">47047</a>	Lamp Holder
2	<a href="#">41712</a>	Wire Harness
3	<a href="#">46107</a>	Motor Capacitor 7.5 uf (Black-Bison Motor)
	<a href="#">46110</a>	Motor Capacitor 10 uf (White-Franklin Motor)
4	<a href="#">89087</a>	Transient Filter
5	<a href="#">41449R</a>	Kettle Drive Motor (Domestic)
	<a href="#">41500R</a>	Kettle Drive Motor (Export)
6	<a href="#">41640</a>	8W Foil Element (Domestic)
	<a href="#">41640EX</a>	8W Foil Element (Export)
7	<a href="#">41047</a>	Aluminum Oil Tubing (sold by the ft.)
8	<a href="#">55165</a>	Kettle Receptacle Assy (Domestic)
	<a href="#">55165EX</a>	Kettle Receptacle Assy (Export)
9	<a href="#">55222</a>	Kettle Shunt Trip Breaker (Domestic)
	<a href="#">55224</a>	Kettle Shunt Trip Breaker (Export)
	<a href="#">55254</a>	Bracket (used in both Dom. and Ex.)
10	<a href="#">47364</a>	Circuit Breaker, 15A (Domestic) (x2)
	<a href="#">48659</a>	Circuit Breaker, 10A (Export) (x2)
11	<a href="#">41001</a>	Temperature Control Board
12	<a href="#">48018</a>	Axial Fan (Domestic)

Item	Part No.	Description
13	<a href="#">41015</a>	Exhaust Blower (Domestic)
	<a href="#">41965</a>	Exhaust Blower (Export)
14	<a href="#">55164</a>	Thermocouple Wire Assy.* (x2)

\* Included w/55165, also sold separately

## Motor Plate Assembly




Item	Part No.	Description
1	<a href="#">47047</a>	Lamp Holder
2	<a href="#">41712</a>	Wire Harness
3	<a href="#">46107</a>	Motor Capacitor 7.5 uf (Black-Bison Motor)
	<a href="#">46110</a>	Motor Capacitor 10 uf (White-Franklin Motor)
4	<a href="#">89087</a>	Transient Filter
5	<a href="#">41449R</a>	Kettle Drive Motor (Domestic)
	<a href="#">41500R</a>	Kettle Drive Motor (Export)
6	<a href="#">41640</a>	8W Foil Element (Domestic)
	<a href="#">41640EX</a>	8W Foil Element (Export)
7	<a href="#">41047</a>	Aluminum Oil Tubing (sold by the ft.)
8	<a href="#">55165</a>	Kettle Receptacle Assy (Domestic)
	<a href="#">55165EX</a>	Kettle Receptacle Assy (Export)
9	<a href="#">55222</a>	Kettle Shunt Trip Breaker (Domestic)
	<a href="#">55224</a>	Kettle Shunt Trip Breaker (Export)
	<a href="#">55254</a>	Bracket (used in both Dom. and Ex.)
10	<a href="#">47364</a>	Circuit Breaker, 15A (Domestic) (x2)
	<a href="#">48659</a>	Circuit Breaker, 10A (Export) (x2)
11	<a href="#">41001</a>	Temperature Control Board
12	<a href="#">48018</a>	Axial Fan (Domestic)

Item	Part No.	Description
13	<a href="#">41015</a>	Exhaust Blower (Domestic)
	<a href="#">41965</a>	Exhaust Blower (Export)
14	<a href="#">55164</a>	Thermocouple Wire Assy.* (x2)

\* Included w/55165, also sold separately

## Motor Plate Assembly




Item	Part No.	Description
1	<a href="#">47047</a>	Lamp Holder
2	<a href="#">41712</a>	Wire Harness
3	<a href="#">46107</a>	Motor Capacitor 7.5 uf (Black-Bison Motor)
	<a href="#">46110</a>	Motor Capacitor 10 uf (White-Franklin Motor)
4	<a href="#">89087</a>	Transient Filter
5	<a href="#">41449R</a>	Kettle Drive Motor (Domestic)
	<a href="#">41500R</a>	Kettle Drive Motor (Export)
6	<a href="#">41640</a>	8W Foil Element (Domestic)
	<a href="#">41640EX</a>	8W Foil Element (Export)
7	<a href="#">41047</a>	Aluminum Oil Tubing (sold by the ft.)
8	<a href="#">55165</a>	Kettle Receptacle Assy (Domestic)
	<a href="#">55165EX</a>	Kettle Receptacle Assy (Export)
9	<a href="#">55222</a>	Kettle Shunt Trip Breaker (Domestic)
	<a href="#">55224</a>	Kettle Shunt Trip Breaker (Export)
	<a href="#">55254</a>	Bracket (used in both Dom. and Ex.)
10	<a href="#">47364</a>	Circuit Breaker, 15A (Domestic) (x2)
	<a href="#">48659</a>	Circuit Breaker, 10A (Export) (x2)
11	<a href="#">41001</a>	Temperature Control Board
12	<a href="#">48018</a>	Axial Fan (Domestic)

Item	Part No.	Description
13	<a href="#">41015</a>	Exhaust Blower (Domestic)
	<a href="#">41965</a>	Exhaust Blower (Export)
14	<a href="#">55164</a>	Thermocouple Wire Assy.* (x2)

\* Included w/55165, also sold separately

## Motor Plate Assembly

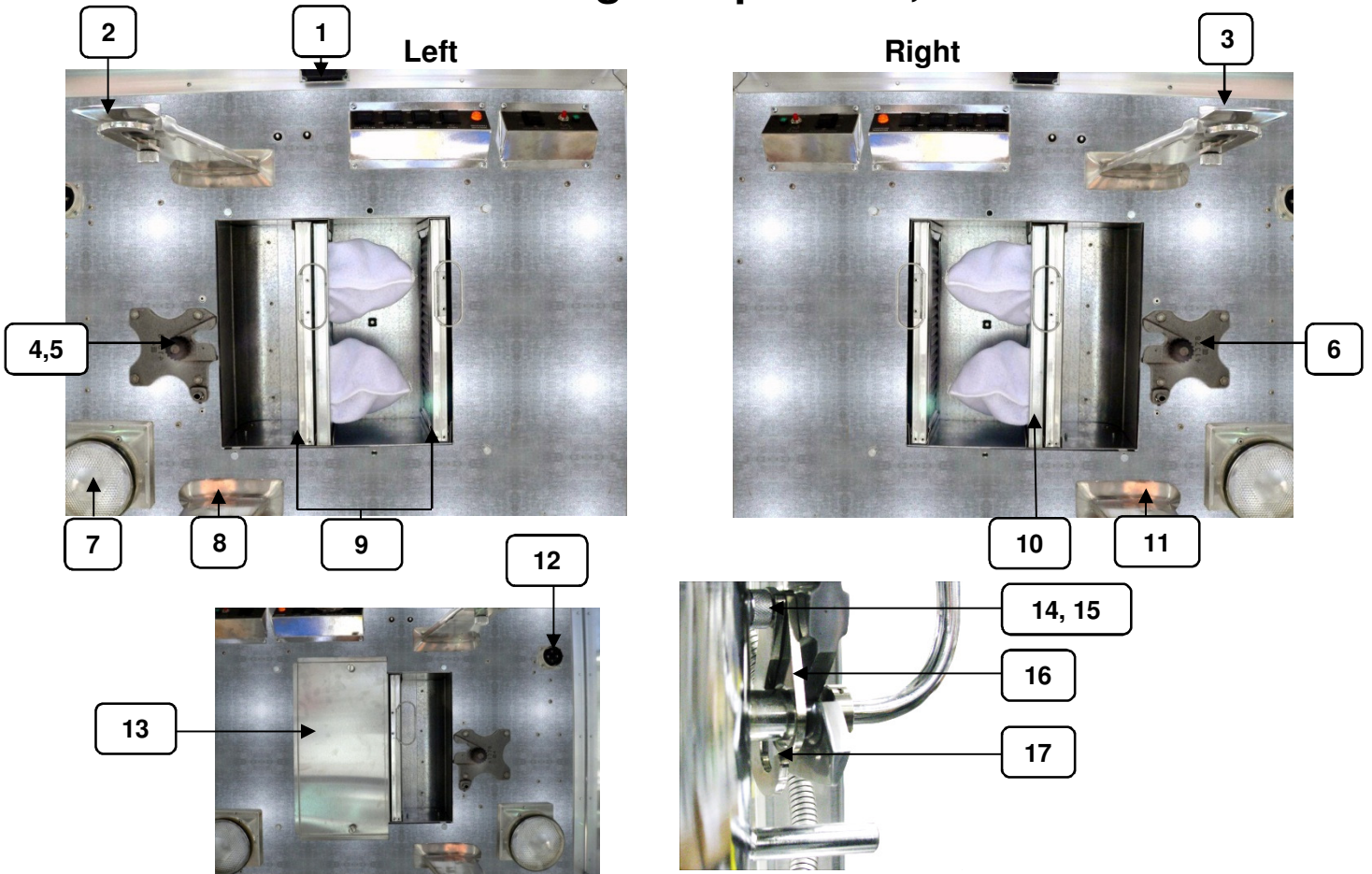


Item	Part No.	Description
1	<a href="#">47047</a>	Lamp Holder
2	<a href="#">41712</a>	Wire Harness
3	<a href="#">46107</a>	Motor Capacitator 7.5 uf (Black-Bison Motor)
	<a href="#">46110</a>	Motor Capacitator 10 uf (White-Franklin Motor)
4	<a href="#">89087</a>	Transient Filter
5	<a href="#">41449R</a>	Kettle Drive Motor (Domestic)
	<a href="#">41500R</a>	Kettle Drive Motor (Export)
6	<a href="#">41640</a>	8W Foil Element (Domestic)
	<a href="#">41640EX</a>	8W Foil Element (Export)
7	<a href="#">41047</a>	Aluminum Oil Tubing (sold by the ft.)
8	<a href="#">55165</a>	Kettle Receptacle Assy (Domestic)
	<a href="#">55165EX</a>	Kettle Receptacle Assy (Export)
9	<a href="#">55222</a>	Kettle Shunt Trip Breaker (Domestic)
	<a href="#">55224</a>	Kettle Shunt Trip Breaker (Export)
	<a href="#">55254</a>	Bracket (used in both Dom. and Ex.)
10	<a href="#">47364</a>	Circuit Breaker, 15A (Domestic) (x2)
	<a href="#">48659</a>	Circuit Breaker, 10A (Export) (x2)
11	<a href="#">41001</a>	Temperature Control Board
12	<a href="#">48018</a>	Axial Fan (Domestic)

Item	Part No.	Description
13	<a href="#">41015</a>	Exhaust Blower (Domestic)
	<a href="#">41965</a>	Exhaust Blower (Export)
14	<a href="#">55164</a>	Thermocouple Wire Assy.* (x2)

\* Included w/55165, also sold separately

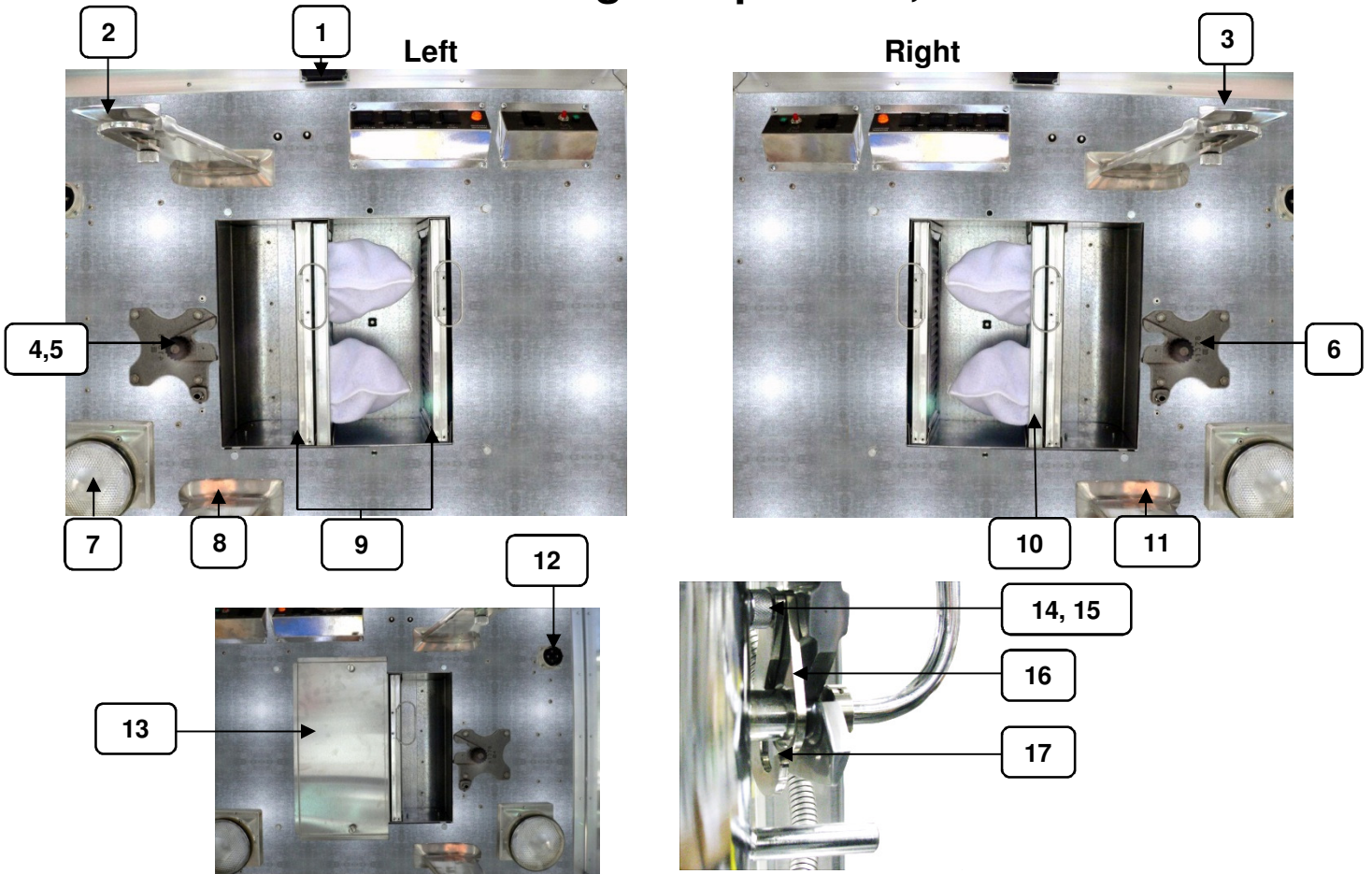
## Cabinet Interior – Ceiling Components, Dual Kettle



Item	Part No.	Description
1	47561	Magnetic Catch
2	49505	Hanger Arm Assy w/Clean-In-Place Latch
3	49505	Hanger Arm Assy w/Clean-In-Place Latch
4	41380	Spur Gear
5	41742	Set Screw 10-32 x 3/16 (x2)
6	41432	Gear Block Assy
7	41979	75 Watt Halogen Lamp (x4)
	41979EX	75 Watt Halogen Lamp - Export (x4)
8	41941	Hanger Arm Assy
9	41250	5-Layer Grease Filter (x2)*
10	41169	Oil Mist Filter*
11	41941	Hanger Arm Assy
12	55165	Kettle Receptacle Assy
	55165EX	Kettle Receptacle Assy (Export)
13	41934	Filter Cover Assy
14	12319	Knob
15	41448	Set Screw 10-32 x 1"
16	43426	Kettle Retainer
17	41618	Clean-in-Place Latch
18	41833	Shock Absorber Pin (Not Shown)
19	86009	Spring (Not Shown)

\* All three available as Part No. 82015 - Filter Pack

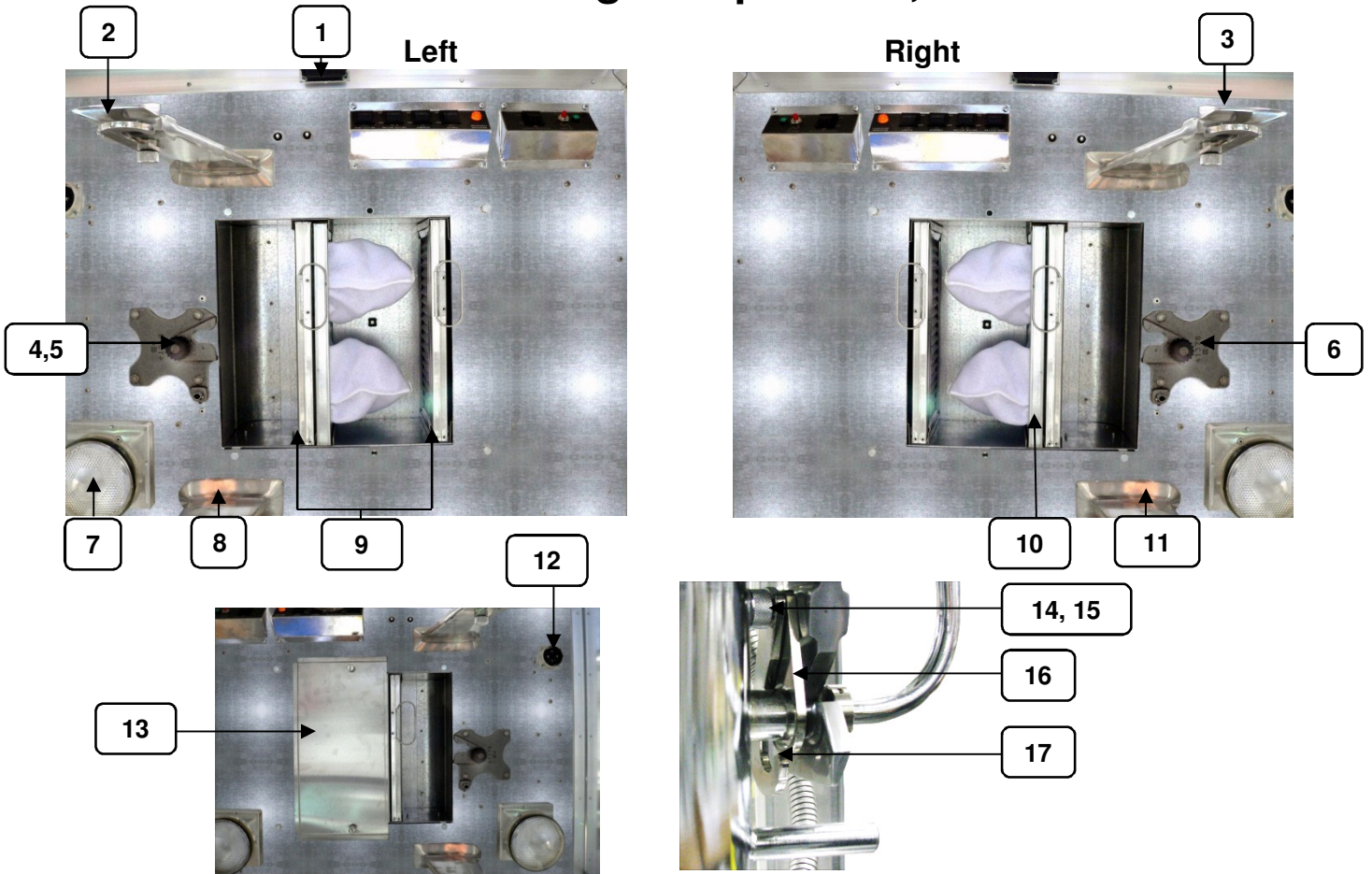
## Cabinet Interior – Ceiling Components, Dual Kettle



Item	Part No.	Description
1	47561	Magnetic Catch
2	49505	Hanger Arm Assy w/Clean-In-Place Latch
3	49505	Hanger Arm Assy w/Clean-In-Place Latch
4	41380	Spur Gear
5	41742	Set Screw 10-32 x 3/16 (x2)
6	41432	Gear Block Assy
7	41979	75 Watt Halogen Lamp (x4)
	41979EX	75 Watt Halogen Lamp - Export (x4)
8	41941	Hanger Arm Assy
9	41250	5-Layer Grease Filter (x2)*
10	41169	Oil Mist Filter*
11	41941	Hanger Arm Assy
12	55165	Kettle Receptacle Assy
	55165EX	Kettle Receptacle Assy (Export)
13	41934	Filter Cover Assy
14	12319	Knob
15	41448	Set Screw 10-32 x 1"
16	43426	Kettle Retainer
17	41618	Clean-in-Place Latch
18	41833	Shock Absorber Pin (Not Shown)
19	86009	Spring (Not Shown)

\* All three available as Part No. 82015 - Filter Pack

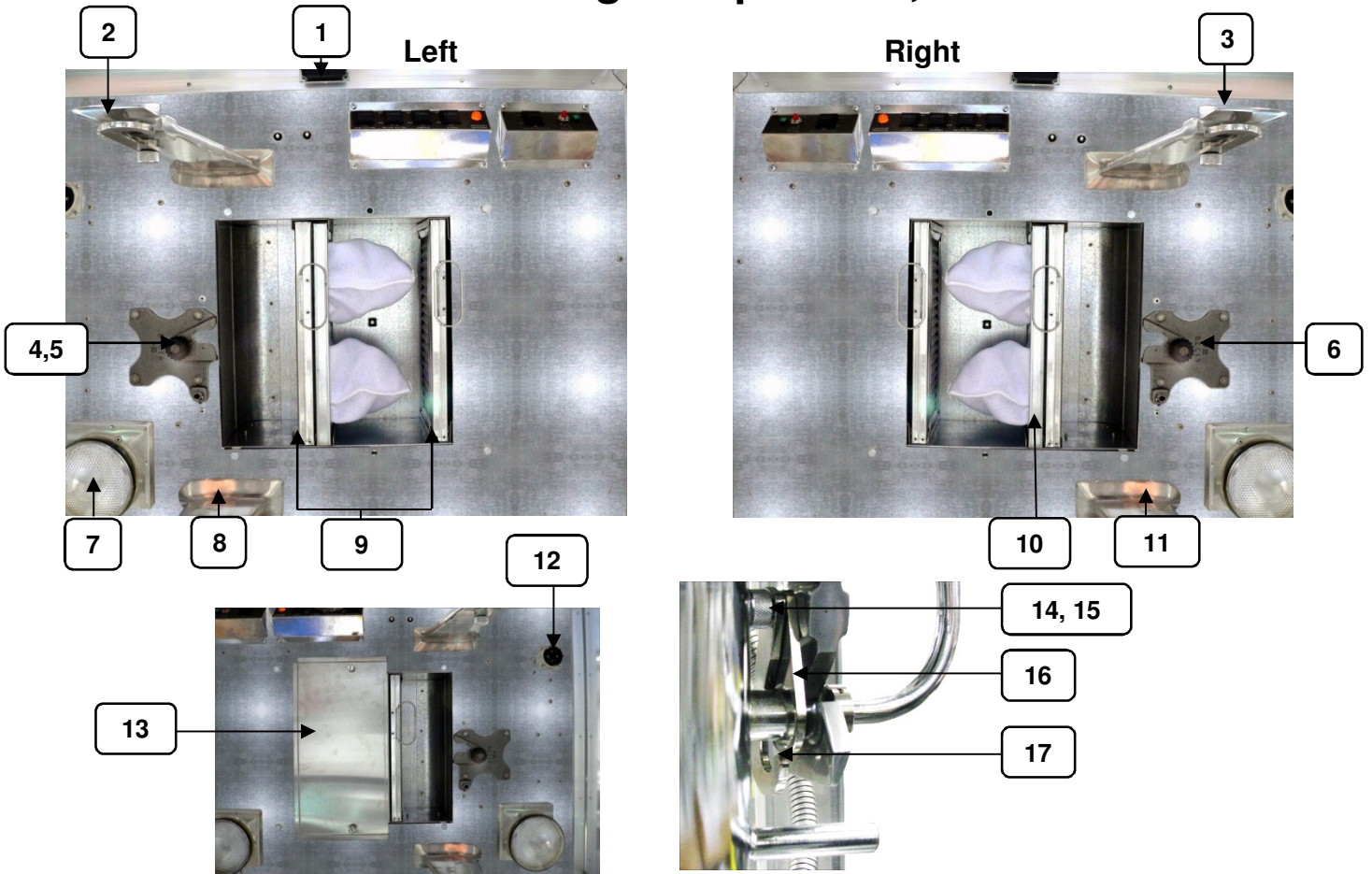
## Cabinet Interior – Ceiling Components, Dual Kettle



Item	Part No.	Description
1	47561	Magnetic Catch
2	49505	Hanger Arm Assy w/Clean-In-Place Latch
3	49505	Hanger Arm Assy w/Clean-In-Place Latch
4	41380	Spur Gear
5	41742	Set Screw 10-32 x 3/16 (x2)
6	41432	Gear Block Assy
7	41979	75 Watt Halogen Lamp (x4)
	41979EX	75 Watt Halogen Lamp - Export (x4)
8	41941	Hanger Arm Assy
9	41250	5-Layer Grease Filter (x2)*
10	41169	Oil Mist Filter*
11	41941	Hanger Arm Assy
12	55165	Kettle Receptacle Assy
	55165EX	Kettle Receptacle Assy (Export)
13	41934	Filter Cover Assy
14	12319	Knob
15	41448	Set Screw 10-32 x 1"
16	43426	Kettle Retainer
17	41618	Clean-in-Place Latch
18	41833	Shock Absorber Pin (Not Shown)
19	86009	Spring (Not Shown)

\* All three available as Part No. 82015 - Filter Pack

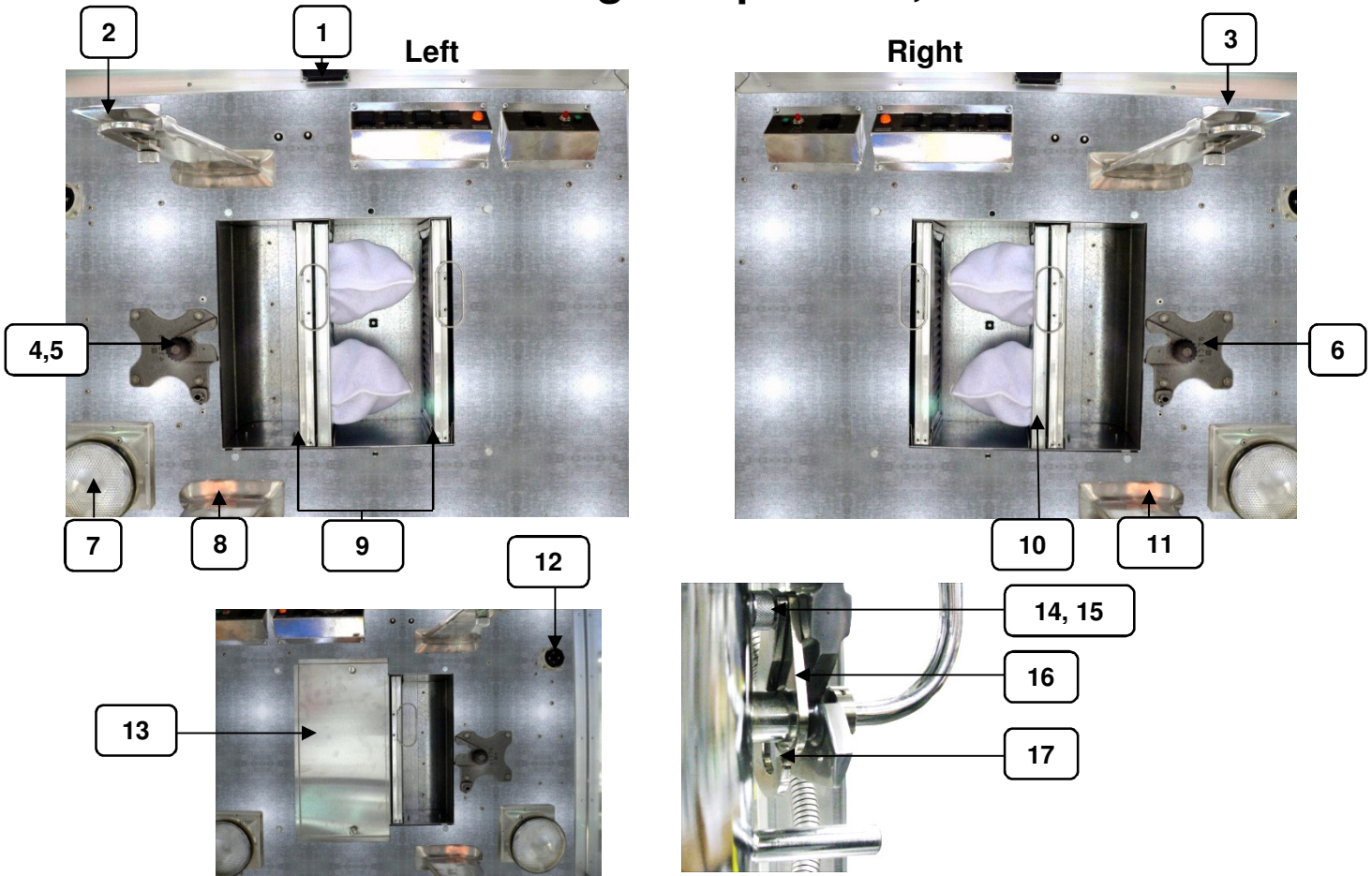
## Cabinet Interior – Ceiling Components, Dual Kettle



Item	Part No.	Description
1	47561	Magnetic Catch
2	49505	Hanger Arm Assy w/Clean-In-Place Latch
3	49505	Hanger Arm Assy w/Clean-In-Place Latch
4	41380	Spur Gear
5	41742	Set Screw 10-32 x 3/16 (x2)
6	41432	Gear Block Assy
7	41979	75 Watt Halogen Lamp (x4)
	41979EX	75 Watt Halogen Lamp - Export (x4)
8	41941	Hanger Arm Assy
9	41250	5-Layer Grease Filter (x2)*
10	41169	Oil Mist Filter*
11	41941	Hanger Arm Assy
12	55165	Kettle Receptacle Assy
	55165EX	Kettle Receptacle Assy (Export)
13	41934	Filter Cover Assy
14	12319	Knob
15	41448	Set Screw 10-32 x 1"
16	43426	Kettle Retainer
17	41618	Clean-in-Place Latch
18	41833	Shock Absorber Pin (Not Shown)
19	86009	Spring (Not Shown)

\* All three available as Part No. 82015 - Filter Pack

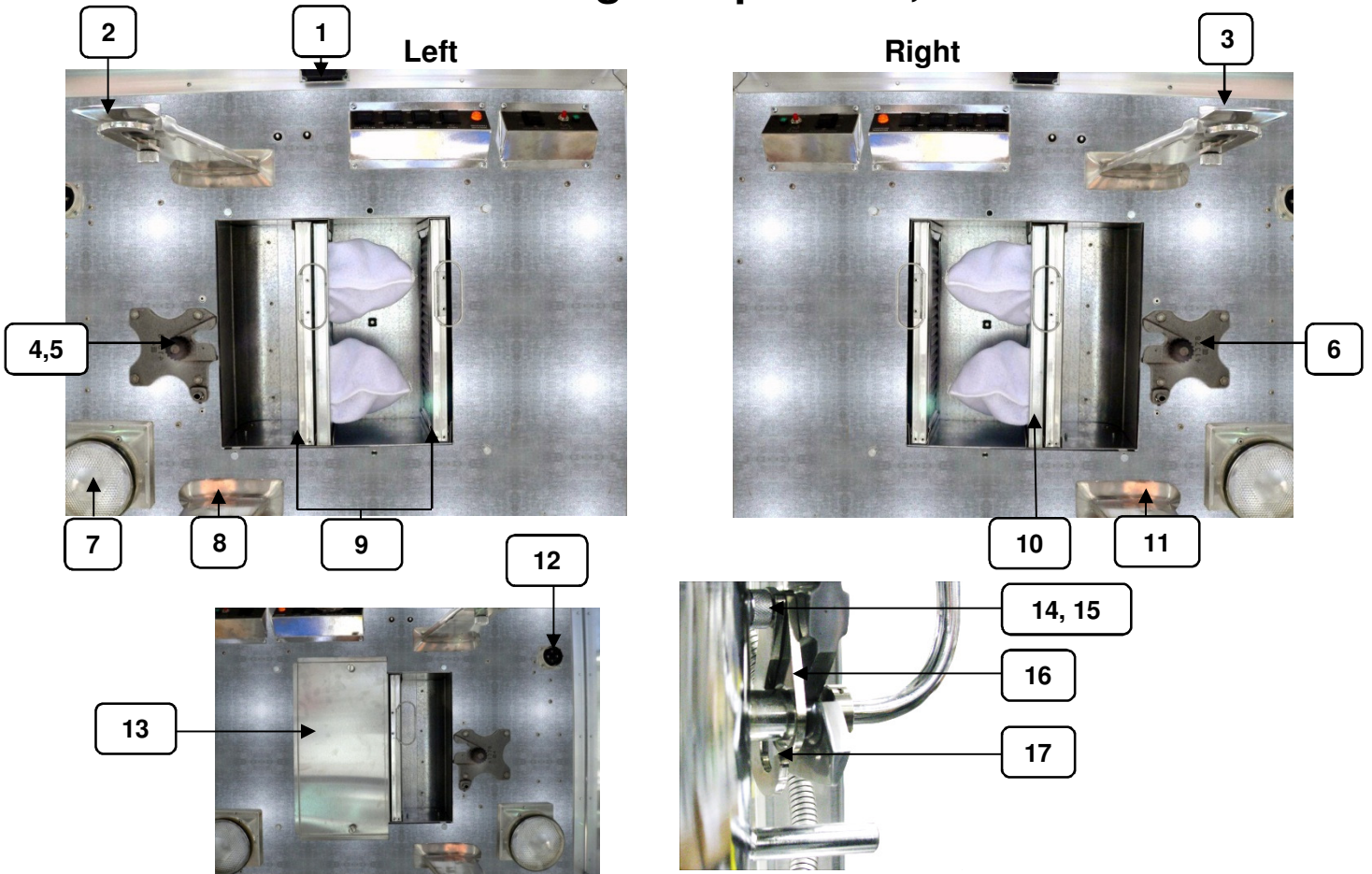
## Cabinet Interior – Ceiling Components, Dual Kettle



Item	Part No.	Description
1	47561	Magnetic Catch
2	49505	Hanger Arm Assy w/Clean-In-Place Latch
3	49505	Hanger Arm Assy w/Clean-In-Place Latch
4	41380	Spur Gear
5	41742	Set Screw 10-32 x 3/16 (x2)
6	41432	Gear Block Assy
7	41979	75 Watt Halogen Lamp (x4)
	41979EX	75 Watt Halogen Lamp - Export (x4)
8	41941	Hanger Arm Assy
9	41250	5-Layer Grease Filter (x2)*
10	41169	Oil Mist Filter*
11	41941	Hanger Arm Assy
12	55165	Kettle Receptacle Assy
	55165EX	Kettle Receptacle Assy (Export)
13	41934	Filter Cover Assy
14	12319	Knob
15	41448	Set Screw 10-32 x 1"
16	43426	Kettle Retainer
17	41618	Clean-in-Place Latch
18	41833	Shock Absorber Pin (Not Shown)
19	86009	Spring (Not Shown)

\* All three available as Part No. 82015 - Filter Pack

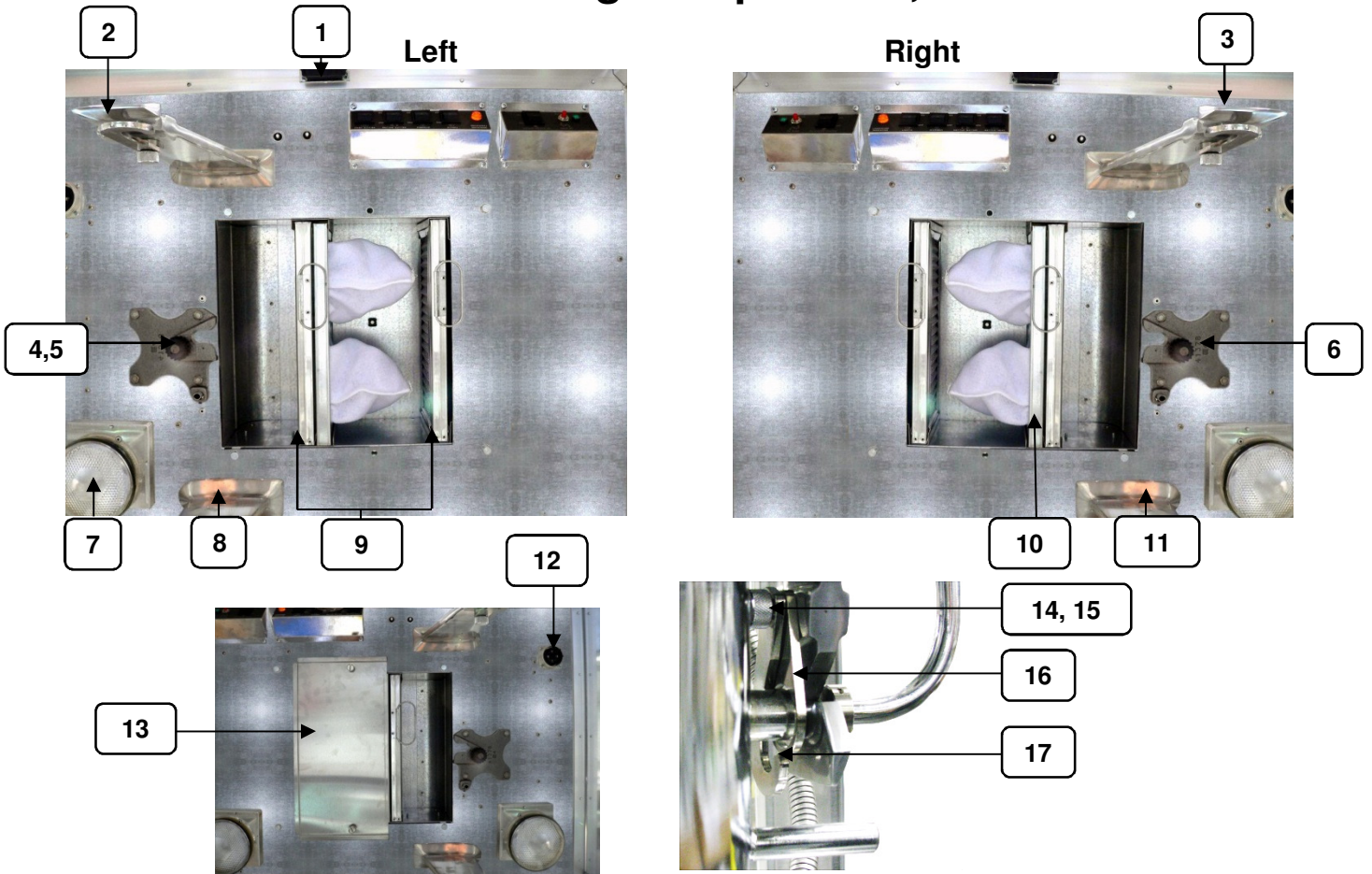
## Cabinet Interior – Ceiling Components, Dual Kettle



Item	Part No.	Description
1	47561	Magnetic Catch
2	49505	Hanger Arm Assy w/Clean-In-Place Latch
3	49505	Hanger Arm Assy w/Clean-In-Place Latch
4	41380	Spur Gear
5	41742	Set Screw 10-32 x 3/16 (x2)
6	41432	Gear Block Assy
7	41979	75 Watt Halogen Lamp (x4)
	41979EX	75 Watt Halogen Lamp - Export (x4)
8	41941	Hanger Arm Assy
9	41250	5-Layer Grease Filter (x2)*
10	41169	Oil Mist Filter*
11	41941	Hanger Arm Assy
12	55165	Kettle Receptacle Assy
	55165EX	Kettle Receptacle Assy (Export)
13	41934	Filter Cover Assy
14	12319	Knob
15	41448	Set Screw 10-32 x 1"
16	43426	Kettle Retainer
17	41618	Clean-in-Place Latch
18	41833	Shock Absorber Pin (Not Shown)
19	86009	Spring (Not Shown)

\* All three available as Part No. 82015 - Filter Pack

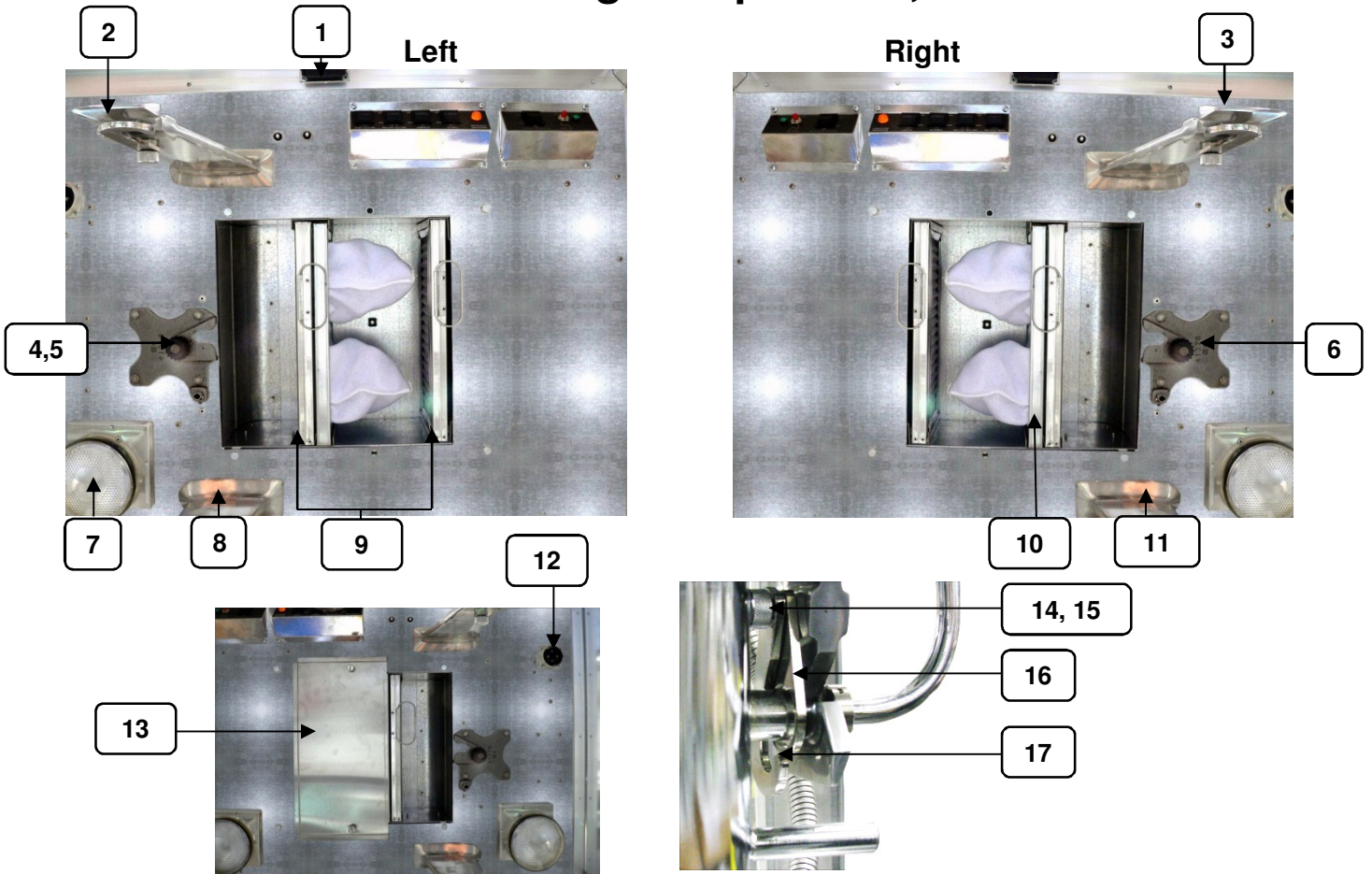
## Cabinet Interior – Ceiling Components, Dual Kettle



Item	Part No.	Description
1	47561	Magnetic Catch
2	49505	Hanger Arm Assy w/Clean-In-Place Latch
3	49505	Hanger Arm Assy w/Clean-In-Place Latch
4	41380	Spur Gear
5	41742	Set Screw 10-32 x 3/16 (x2)
6	41432	Gear Block Assy
7	41979	75 Watt Halogen Lamp (x4)
	41979EX	75 Watt Halogen Lamp - Export (x4)
8	41941	Hanger Arm Assy
9	41250	5-Layer Grease Filter (x2)*
10	41169	Oil Mist Filter*
11	41941	Hanger Arm Assy
12	55165	Kettle Receptacle Assy
	55165EX	Kettle Receptacle Assy (Export)
13	41934	Filter Cover Assy
14	12319	Knob
15	41448	Set Screw 10-32 x 1"
16	43426	Kettle Retainer
17	41618	Clean-in-Place Latch
18	41833	Shock Absorber Pin (Not Shown)
19	86009	Spring (Not Shown)

\* All three available as Part No. 82015 - Filter Pack

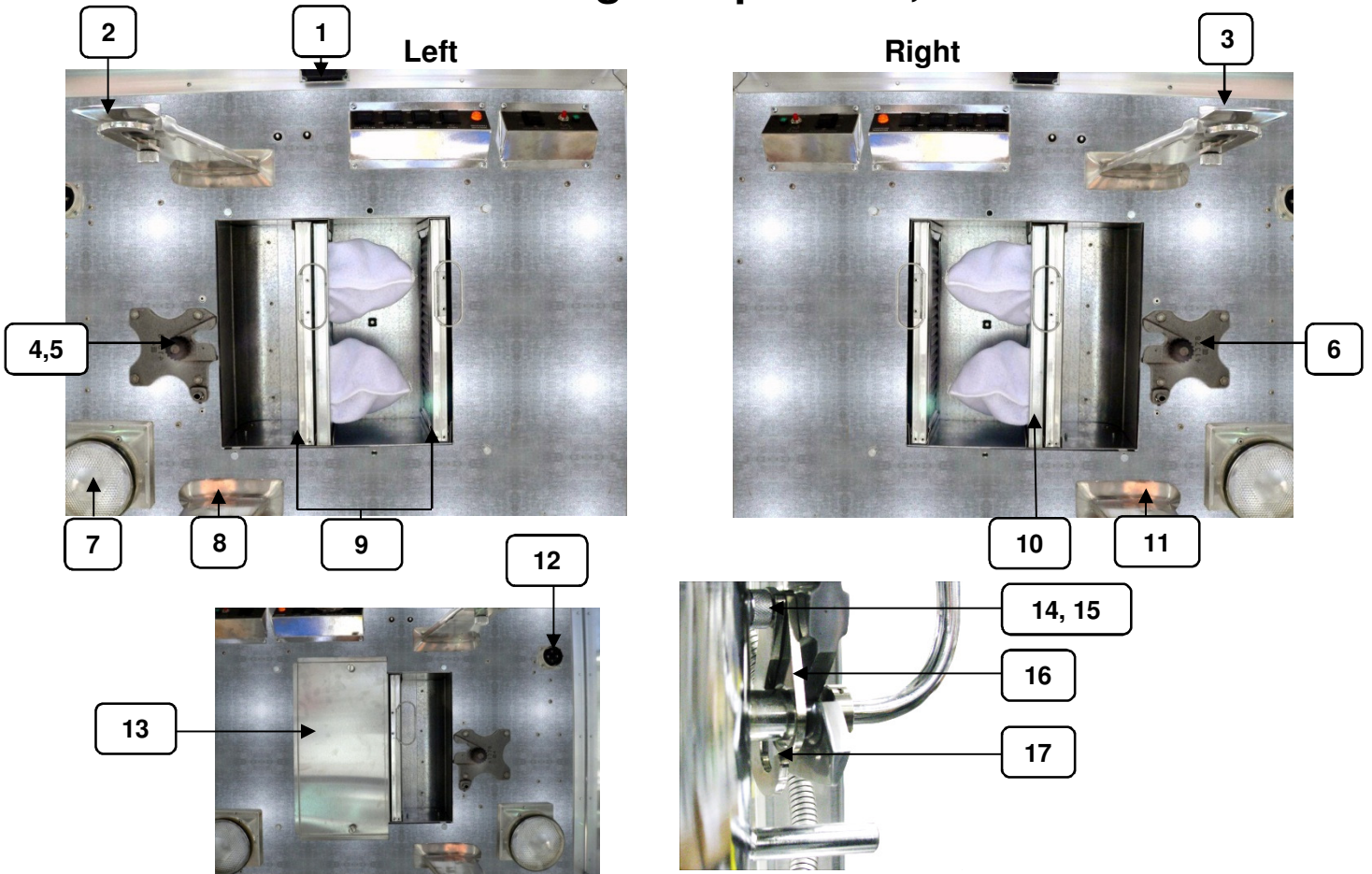
## Cabinet Interior – Ceiling Components, Dual Kettle



Item	Part No.	Description
1	47561	Magnetic Catch
2	49505	Hanger Arm Assy w/Clean-In-Place Latch
3	49505	Hanger Arm Assy w/Clean-In-Place Latch
4	41380	Spur Gear
5	41742	Set Screw 10-32 x 3/16 (x2)
6	41432	Gear Block Assy
7	41979	75 Watt Halogen Lamp (x4)
	41979EX	75 Watt Halogen Lamp - Export (x4)
8	41941	Hanger Arm Assy
9	41250	5-Layer Grease Filter (x2)*
10	41169	Oil Mist Filter*
11	41941	Hanger Arm Assy
12	55165	Kettle Receptacle Assy
	55165EX	Kettle Receptacle Assy (Export)
13	41934	Filter Cover Assy
14	12319	Knob
15	41448	Set Screw 10-32 x 1"
16	43426	Kettle Retainer
17	41618	Clean-in-Place Latch
18	41833	Shock Absorber Pin (Not Shown)
19	86009	Spring (Not Shown)

\* All three available as Part No. 82015 - Filter Pack

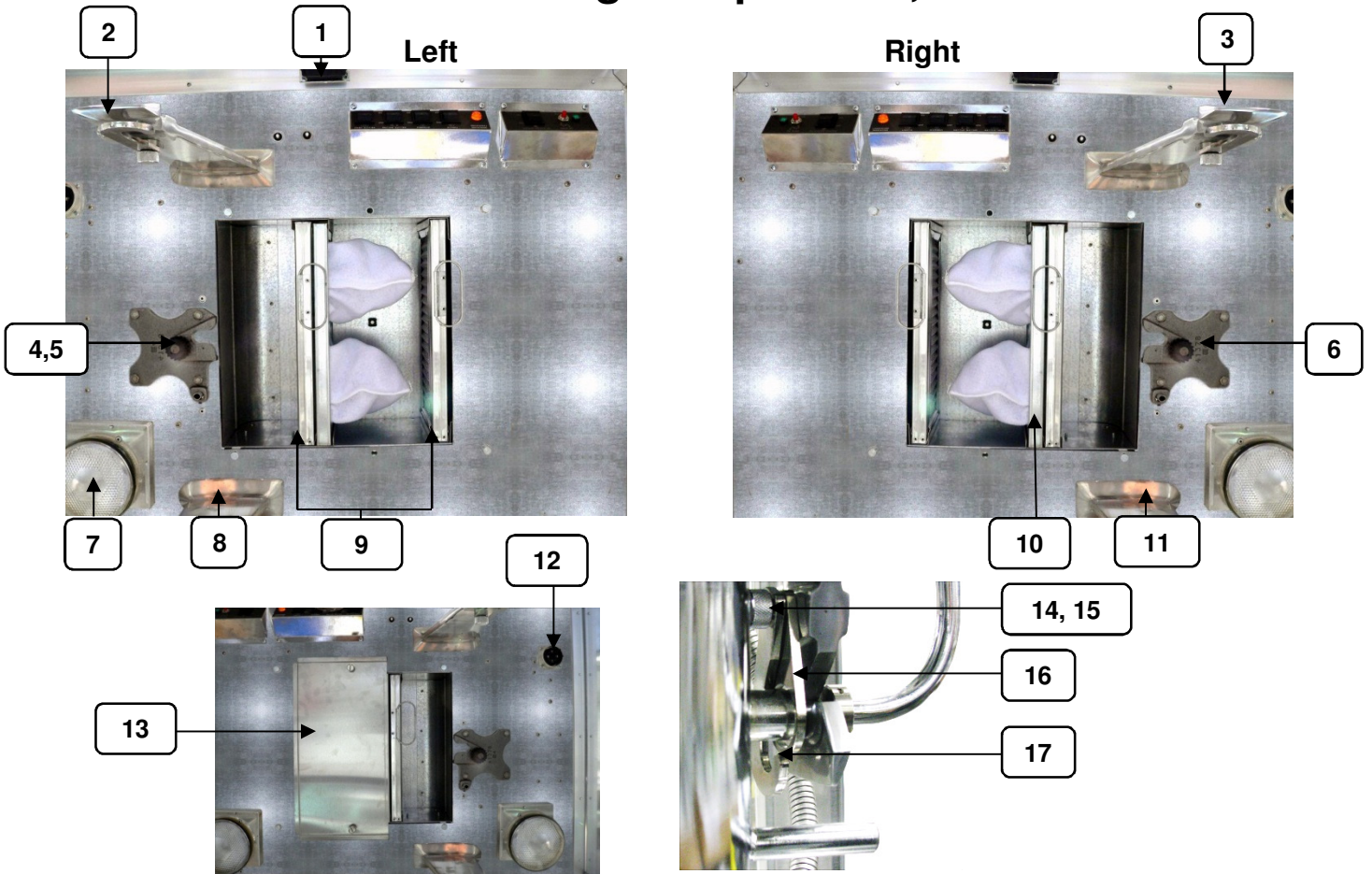
## Cabinet Interior – Ceiling Components, Dual Kettle



Item	Part No.	Description
1	47561	Magnetic Catch
2	49505	Hanger Arm Assy w/Clean-In-Place Latch
3	49505	Hanger Arm Assy w/Clean-In-Place Latch
4	41380	Spur Gear
5	41742	Set Screw 10-32 x 3/16 (x2)
6	41432	Gear Block Assy
7	41979	75 Watt Halogen Lamp (x4)
	41979EX	75 Watt Halogen Lamp - Export (x4)
8	41941	Hanger Arm Assy
9	41250	5-Layer Grease Filter (x2)*
10	41169	Oil Mist Filter*
11	41941	Hanger Arm Assy
12	55165	Kettle Receptacle Assy
	55165EX	Kettle Receptacle Assy (Export)
13	41934	Filter Cover Assy
14	12319	Knob
15	41448	Set Screw 10-32 x 1"
16	43426	Kettle Retainer
17	41618	Clean-in-Place Latch
18	41833	Shock Absorber Pin (Not Shown)
19	86009	Spring (Not Shown)

\* All three available as Part No. 82015 - Filter Pack

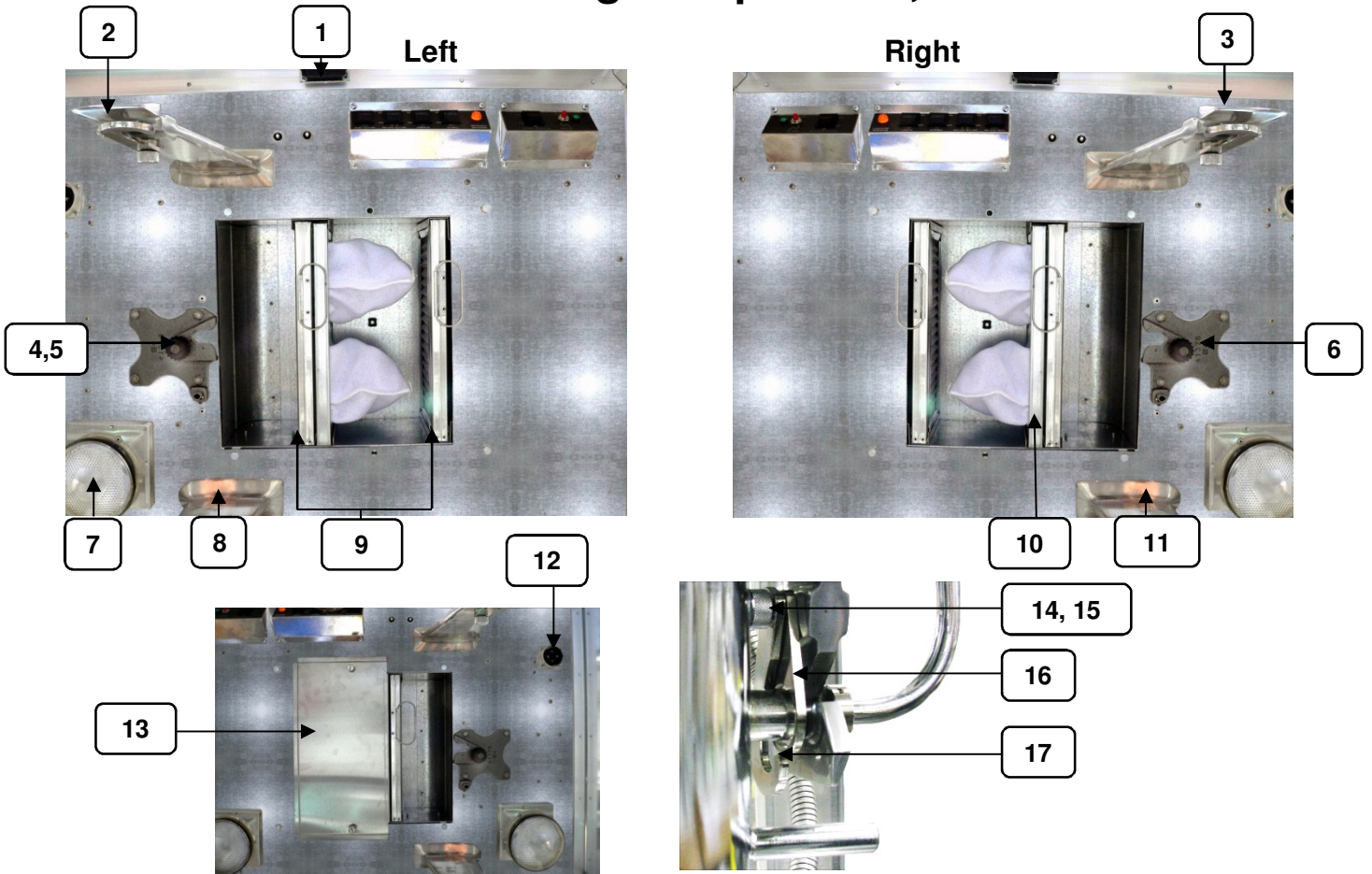
## Cabinet Interior – Ceiling Components, Dual Kettle



Item	Part No.	Description
1	47561	Magnetic Catch
2	49505	Hanger Arm Assy w/Clean-In-Place Latch
3	49505	Hanger Arm Assy w/Clean-In-Place Latch
4	41380	Spur Gear
5	41742	Set Screw 10-32 x 3/16 (x2)
6	41432	Gear Block Assy
7	41979	75 Watt Halogen Lamp (x4)
	41979EX	75 Watt Halogen Lamp - Export (x4)
8	41941	Hanger Arm Assy
9	41250	5-Layer Grease Filter (x2)*
10	41169	Oil Mist Filter*
11	41941	Hanger Arm Assy
12	55165	Kettle Receptacle Assy
	55165EX	Kettle Receptacle Assy (Export)
13	41934	Filter Cover Assy
14	12319	Knob
15	41448	Set Screw 10-32 x 1"
16	43426	Kettle Retainer
17	41618	Clean-in-Place Latch
18	41833	Shock Absorber Pin (Not Shown)
19	86009	Spring (Not Shown)

\* All three available as Part No. 82015 - Filter Pack

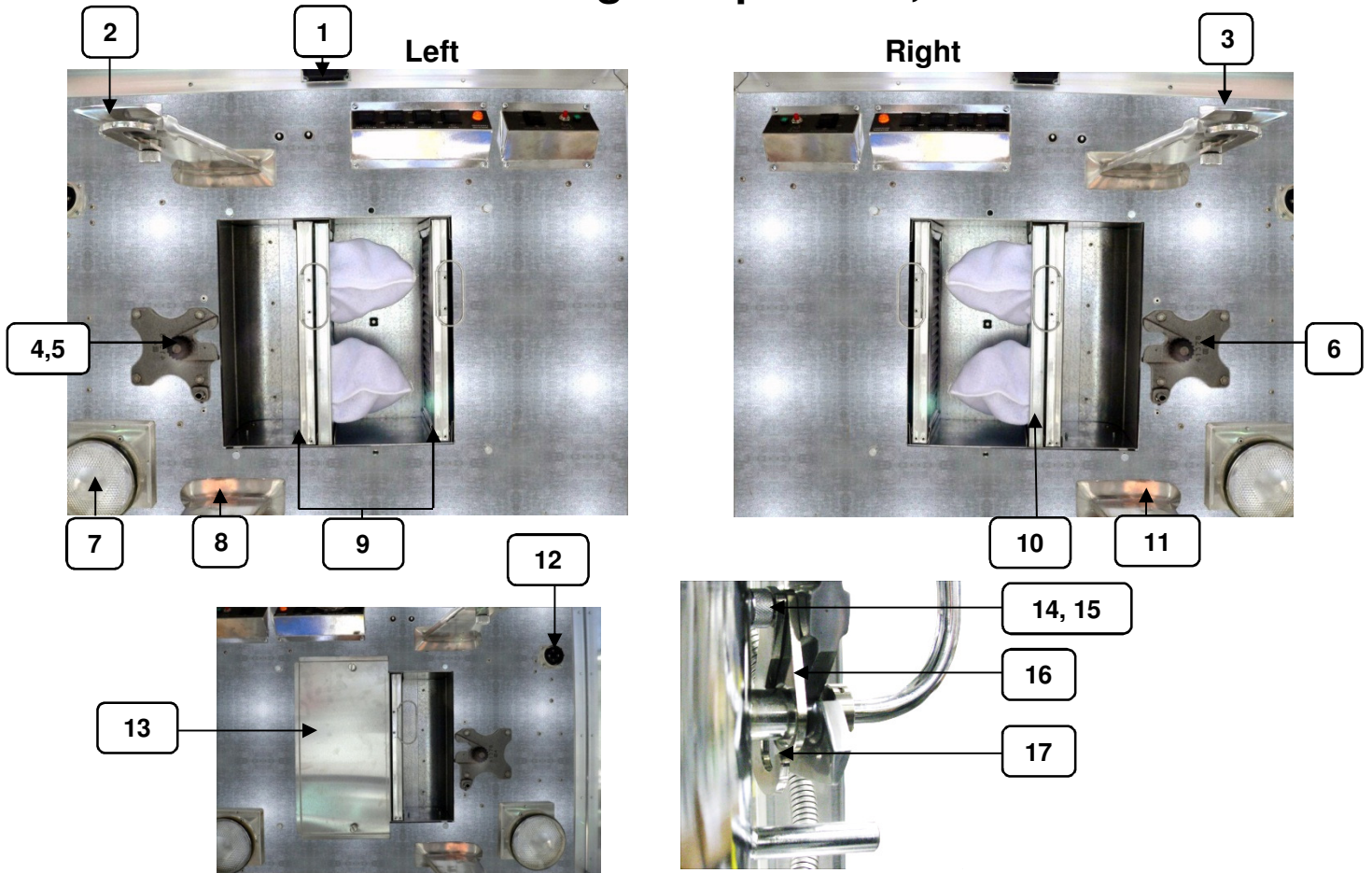
## Cabinet Interior – Ceiling Components, Dual Kettle



Item	Part No.	Description
1	47561	Magnetic Catch
2	49505	Hanger Arm Assy w/Clean-In-Place Latch
3	49505	Hanger Arm Assy w/Clean-In-Place Latch
4	41380	Spur Gear
5	41742	Set Screw 10-32 x 3/16 (x2)
6	41432	Gear Block Assy
7	41979	75 Watt Halogen Lamp (x4)
	41979EX	75 Watt Halogen Lamp - Export (x4)
8	41941	Hanger Arm Assy
9	41250	5-Layer Grease Filter (x2)*
10	41169	Oil Mist Filter*
11	41941	Hanger Arm Assy
12	55165	Kettle Receptacle Assy
	55165EX	Kettle Receptacle Assy (Export)
13	41934	Filter Cover Assy
14	12319	Knob
15	41448	Set Screw 10-32 x 1"
16	43426	Kettle Retainer
17	41618	Clean-in-Place Latch
18	41833	Shock Absorber Pin (Not Shown)
19	86009	Spring (Not Shown)

\* All three available as Part No. 82015 - Filter Pack

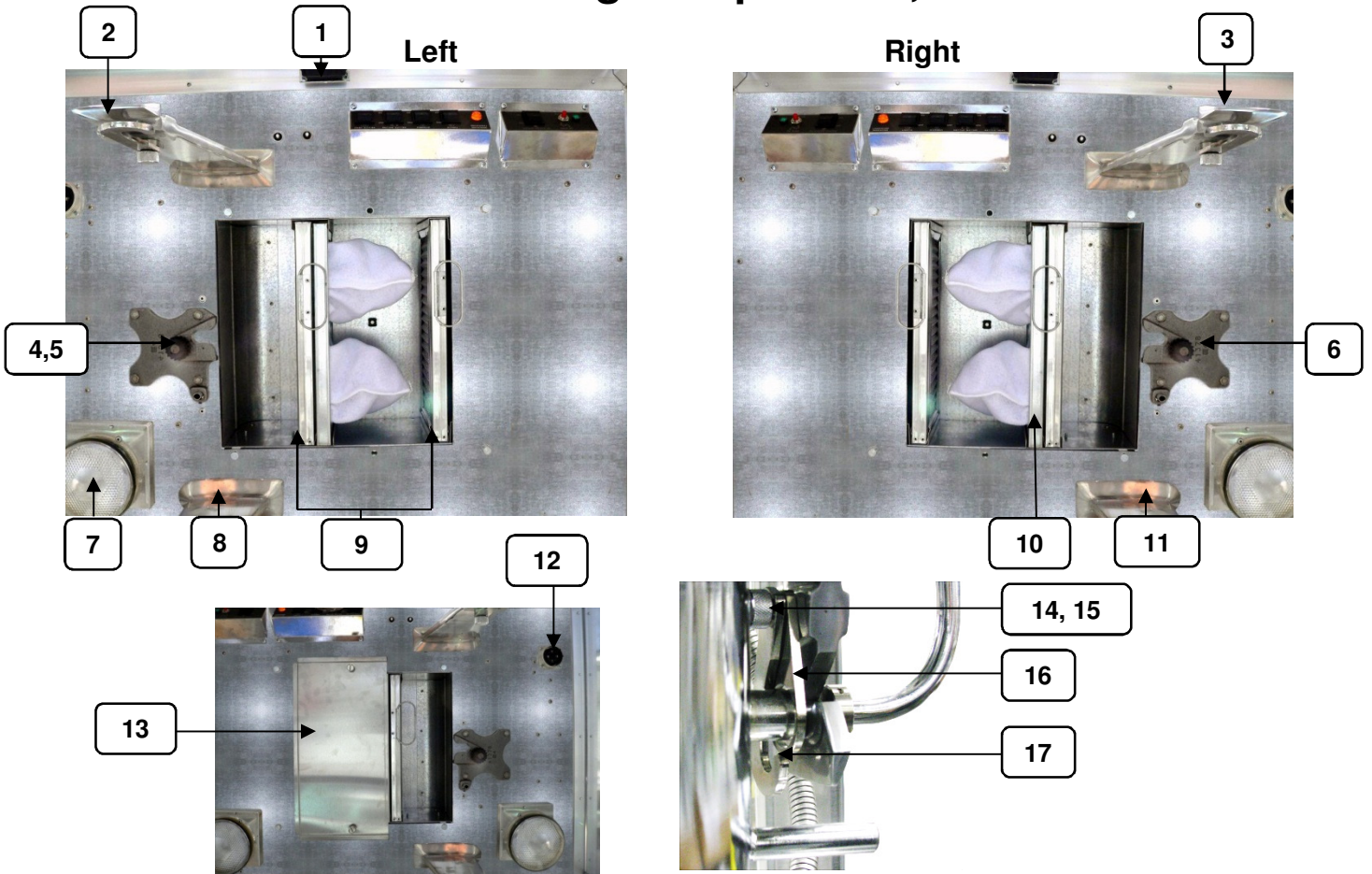
## Cabinet Interior – Ceiling Components, Dual Kettle



Item	Part No.	Description
1	47561	Magnetic Catch
2	49505	Hanger Arm Assy w/Clean-In-Place Latch
3	49505	Hanger Arm Assy w/Clean-In-Place Latch
4	41380	Spur Gear
5	41742	Set Screw 10-32 x 3/16 (x2)
6	41432	Gear Block Assy
7	41979	75 Watt Halogen Lamp (x4)
	41979EX	75 Watt Halogen Lamp - Export (x4)
8	41941	Hanger Arm Assy
9	41250	5-Layer Grease Filter (x2)*
10	41169	Oil Mist Filter*
11	41941	Hanger Arm Assy
12	55165	Kettle Receptacle Assy
	55165EX	Kettle Receptacle Assy (Export)
13	41934	Filter Cover Assy
14	12319	Knob
15	41448	Set Screw 10-32 x 1"
16	43426	Kettle Retainer
17	41618	Clean-in-Place Latch
18	41833	Shock Absorber Pin (Not Shown)
19	86009	Spring (Not Shown)

\* All three available as Part No. 82015 - Filter Pack

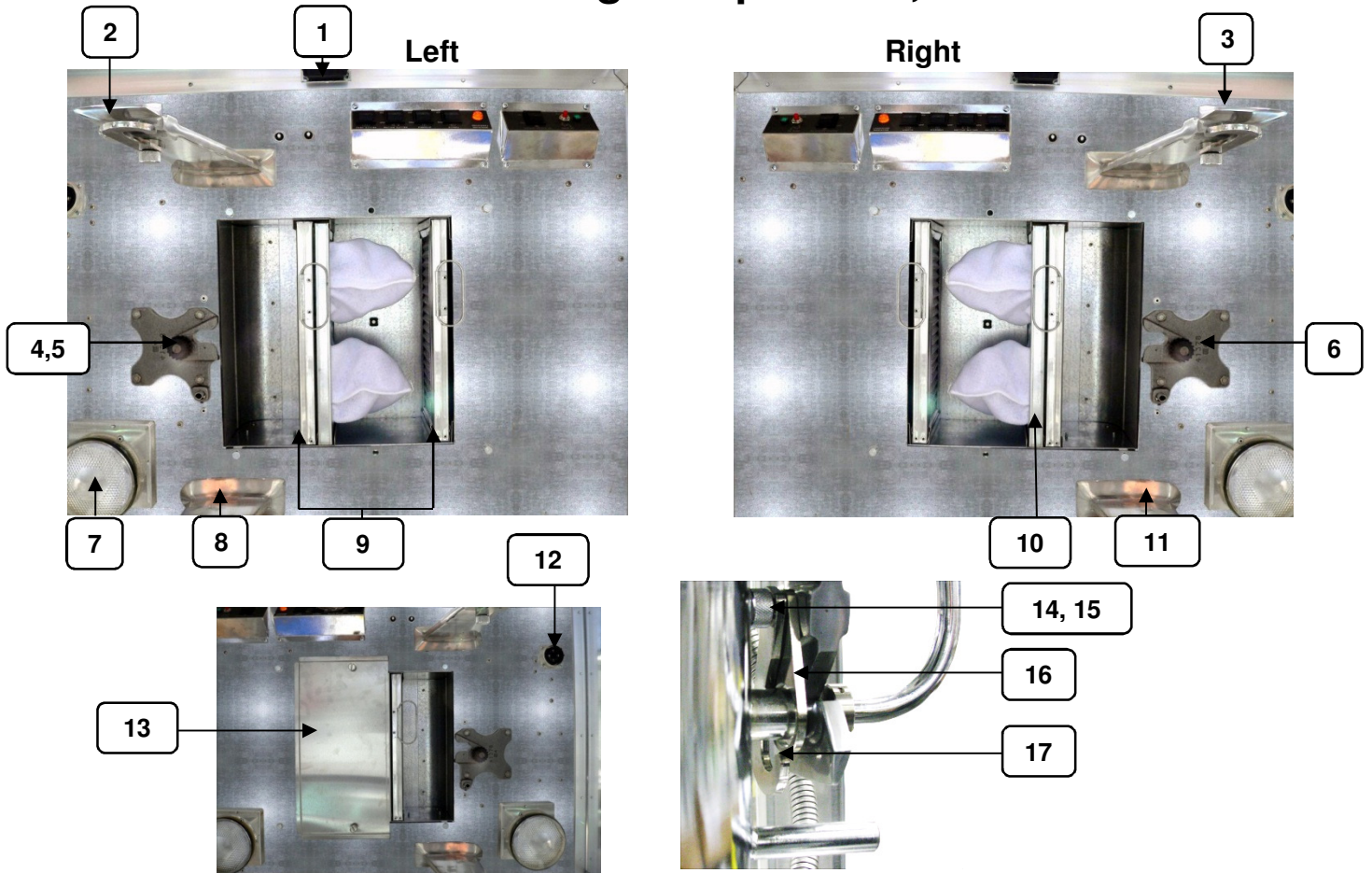
## Cabinet Interior – Ceiling Components, Dual Kettle



Item	Part No.	Description
1	47561	Magnetic Catch
2	49505	Hanger Arm Assy w/Clean-In-Place Latch
3	49505	Hanger Arm Assy w/Clean-In-Place Latch
4	41380	Spur Gear
5	41742	Set Screw 10-32 x 3/16 (x2)
6	41432	Gear Block Assy
7	41979	75 Watt Halogen Lamp (x4)
	41979EX	75 Watt Halogen Lamp - Export (x4)
8	41941	Hanger Arm Assy
9	41250	5-Layer Grease Filter (x2)*
10	41169	Oil Mist Filter*
11	41941	Hanger Arm Assy
12	55165	Kettle Receptacle Assy
	55165EX	Kettle Receptacle Assy (Export)
13	41934	Filter Cover Assy
14	12319	Knob
15	41448	Set Screw 10-32 x 1"
16	43426	Kettle Retainer
17	41618	Clean-in-Place Latch
18	41833	Shock Absorber Pin (Not Shown)
19	86009	Spring (Not Shown)

\* All three available as Part No. 82015 - Filter Pack

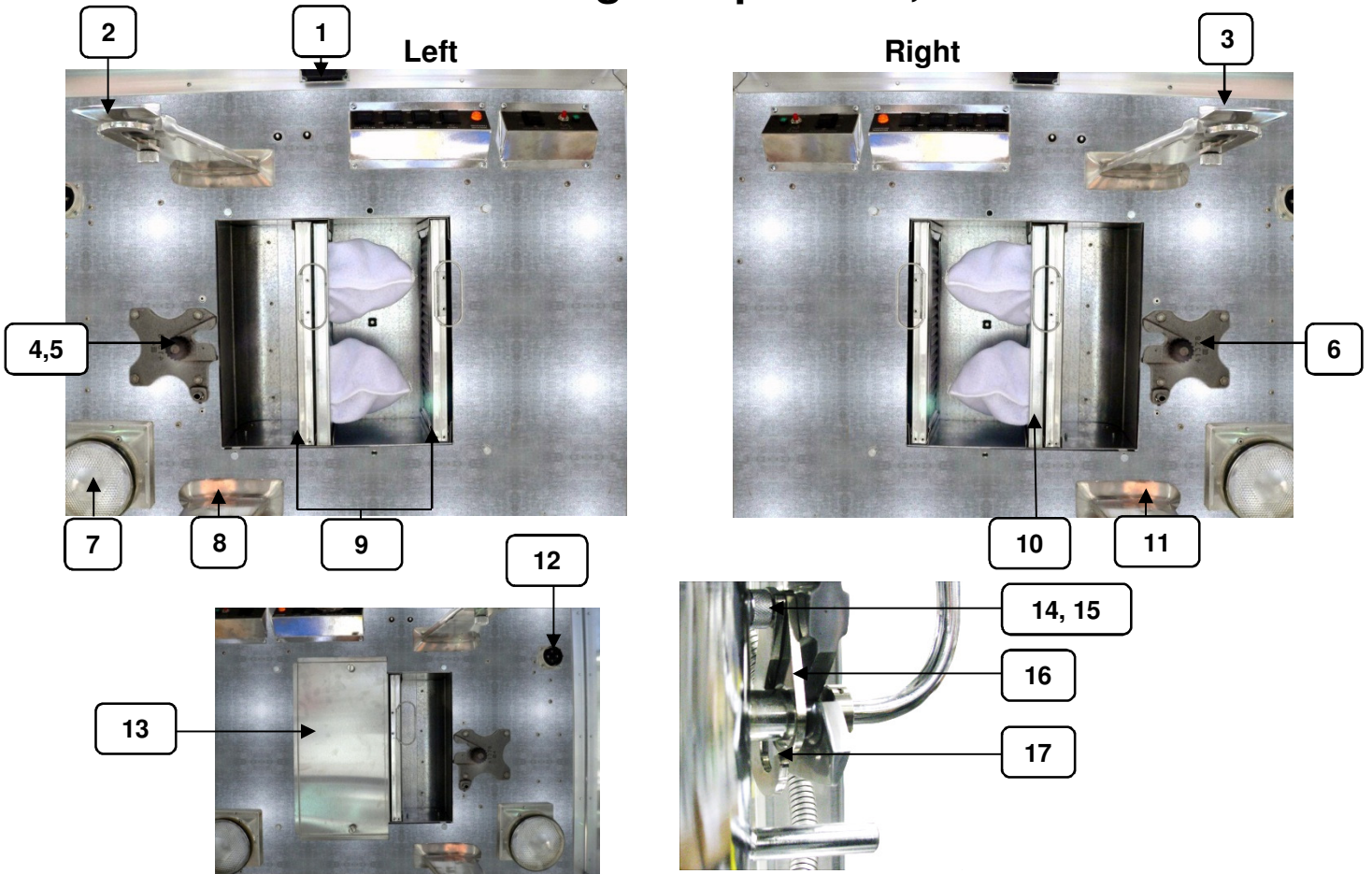
## Cabinet Interior – Ceiling Components, Dual Kettle



Item	Part No.	Description
1	47561	Magnetic Catch
2	49505	Hanger Arm Assy w/Clean-In-Place Latch
3	49505	Hanger Arm Assy w/Clean-In-Place Latch
4	41380	Spur Gear
5	41742	Set Screw 10-32 x 3/16 (x2)
6	41432	Gear Block Assy
7	41979	75 Watt Halogen Lamp (x4)
	41979EX	75 Watt Halogen Lamp - Export (x4)
8	41941	Hanger Arm Assy
9	41250	5-Layer Grease Filter (x2)*
10	41169	Oil Mist Filter*
11	41941	Hanger Arm Assy
12	55165	Kettle Receptacle Assy
	55165EX	Kettle Receptacle Assy (Export)
13	41934	Filter Cover Assy
14	12319	Knob
15	41448	Set Screw 10-32 x 1"
16	43426	Kettle Retainer
17	41618	Clean-in-Place Latch
18	41833	Shock Absorber Pin (Not Shown)
19	86009	Spring (Not Shown)

\* All three available as Part No. 82015 - Filter Pack

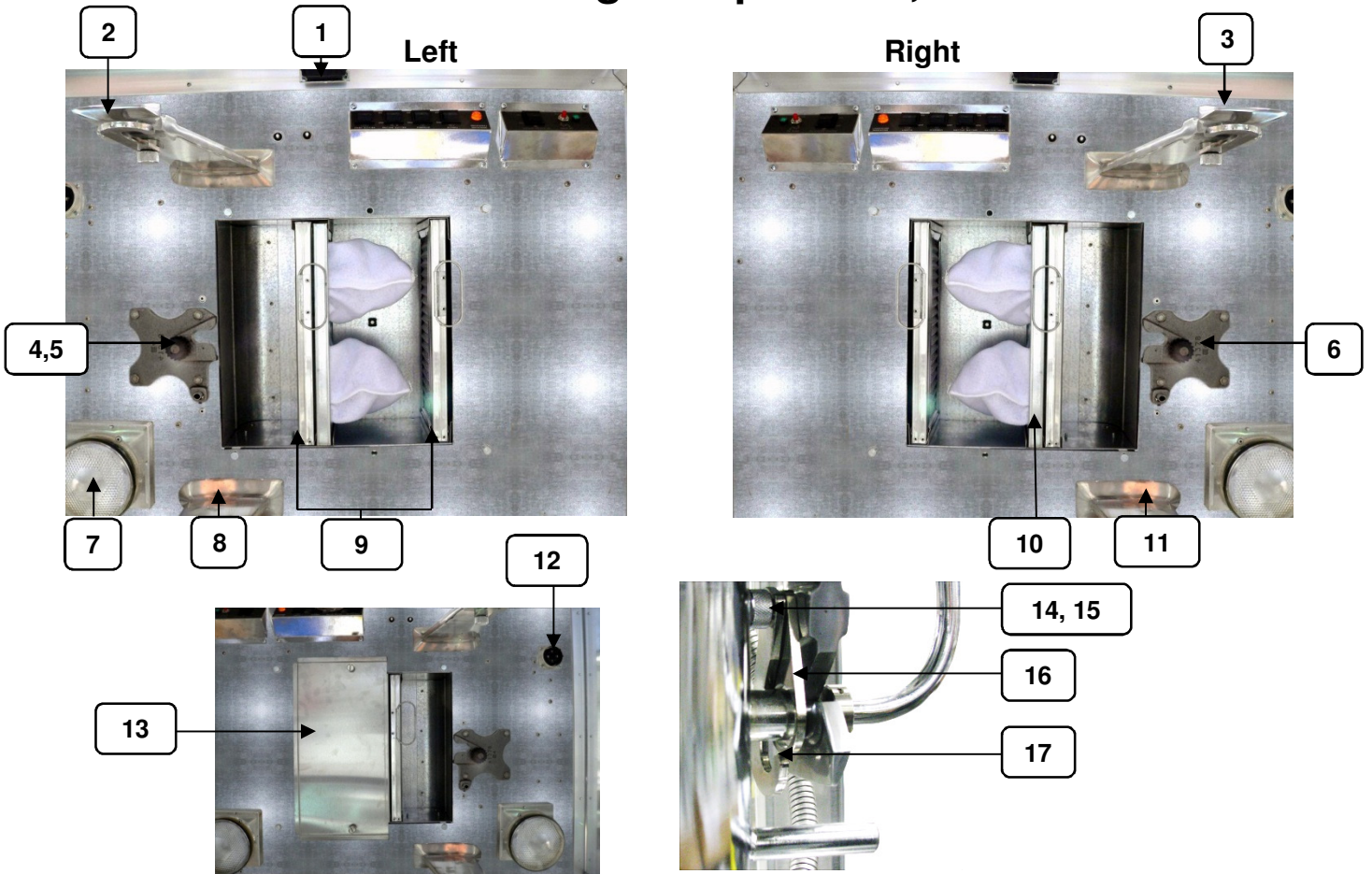
## Cabinet Interior – Ceiling Components, Dual Kettle



Item	Part No.	Description
1	47561	Magnetic Catch
2	49505	Hanger Arm Assy w/Clean-In-Place Latch
3	49505	Hanger Arm Assy w/Clean-In-Place Latch
4	41380	Spur Gear
5	41742	Set Screw 10-32 x 3/16 (x2)
6	41432	Gear Block Assy
7	41979	75 Watt Halogen Lamp (x4)
	41979EX	75 Watt Halogen Lamp - Export (x4)
8	41941	Hanger Arm Assy
9	41250	5-Layer Grease Filter (x2)*
10	41169	Oil Mist Filter*
11	41941	Hanger Arm Assy
12	55165	Kettle Receptacle Assy
	55165EX	Kettle Receptacle Assy (Export)
13	41934	Filter Cover Assy
14	12319	Knob
15	41448	Set Screw 10-32 x 1"
16	43426	Kettle Retainer
17	41618	Clean-in-Place Latch
18	41833	Shock Absorber Pin (Not Shown)
19	86009	Spring (Not Shown)

\* All three available as Part No. 82015 - Filter Pack

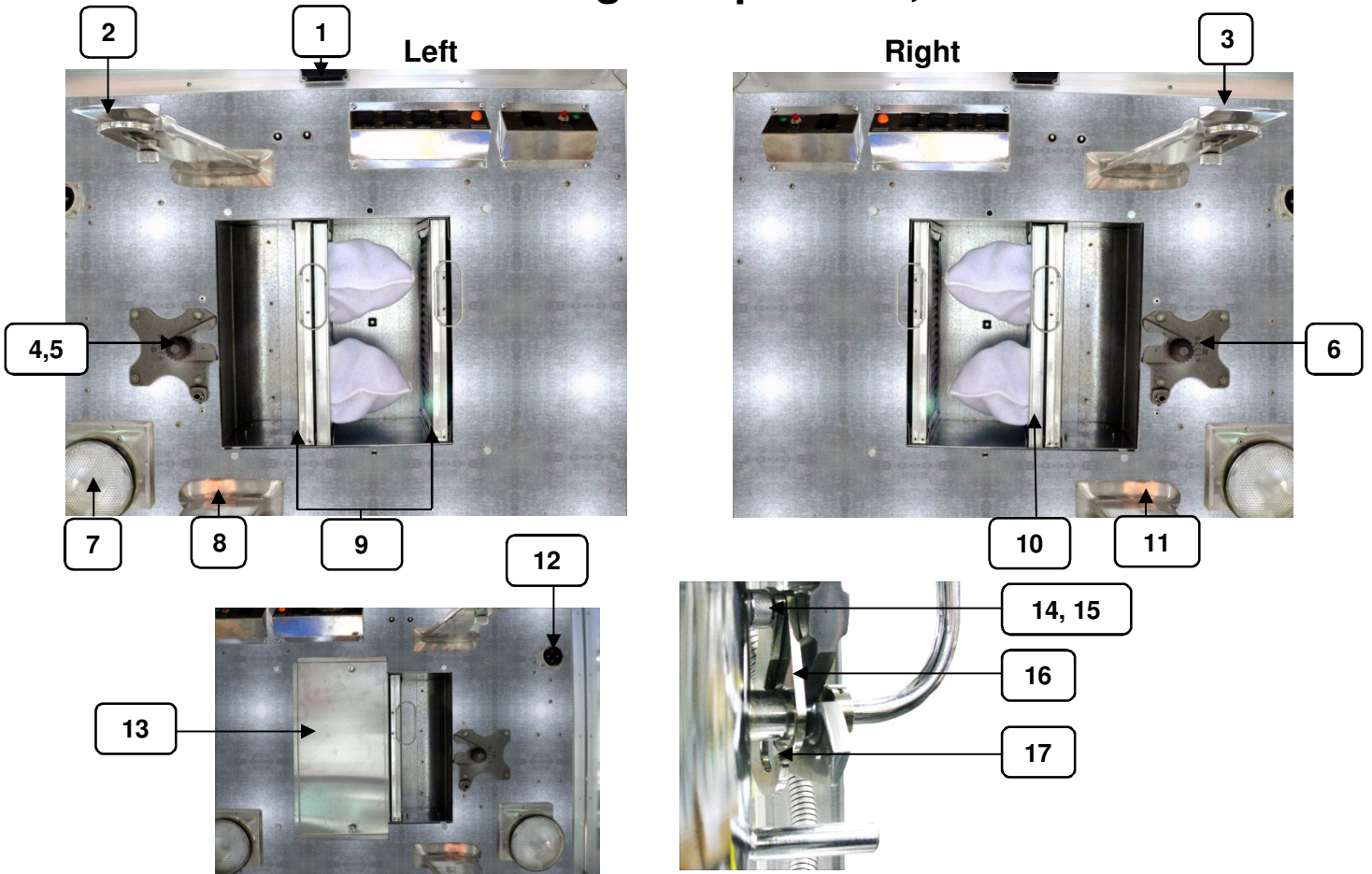
## Cabinet Interior – Ceiling Components, Dual Kettle



Item	Part No.	Description
1	47561	Magnetic Catch
2	49505	Hanger Arm Assy w/Clean-In-Place Latch
3	49505	Hanger Arm Assy w/Clean-In-Place Latch
4	41380	Spur Gear
5	41742	Set Screw 10-32 x 3/16 (x2)
6	41432	Gear Block Assy
7	41979	75 Watt Halogen Lamp (x4)
	41979EX	75 Watt Halogen Lamp - Export (x4)
8	41941	Hanger Arm Assy
9	41250	5-Layer Grease Filter (x2)*
10	41169	Oil Mist Filter*
11	41941	Hanger Arm Assy
12	55165	Kettle Receptacle Assy
	55165EX	Kettle Receptacle Assy (Export)
13	41934	Filter Cover Assy
14	12319	Knob
15	41448	Set Screw 10-32 x 1"
16	43426	Kettle Retainer
17	41618	Clean-in-Place Latch
18	41833	Shock Absorber Pin (Not Shown)
19	86009	Spring (Not Shown)

\* All three available as Part No. 82015 - Filter Pack

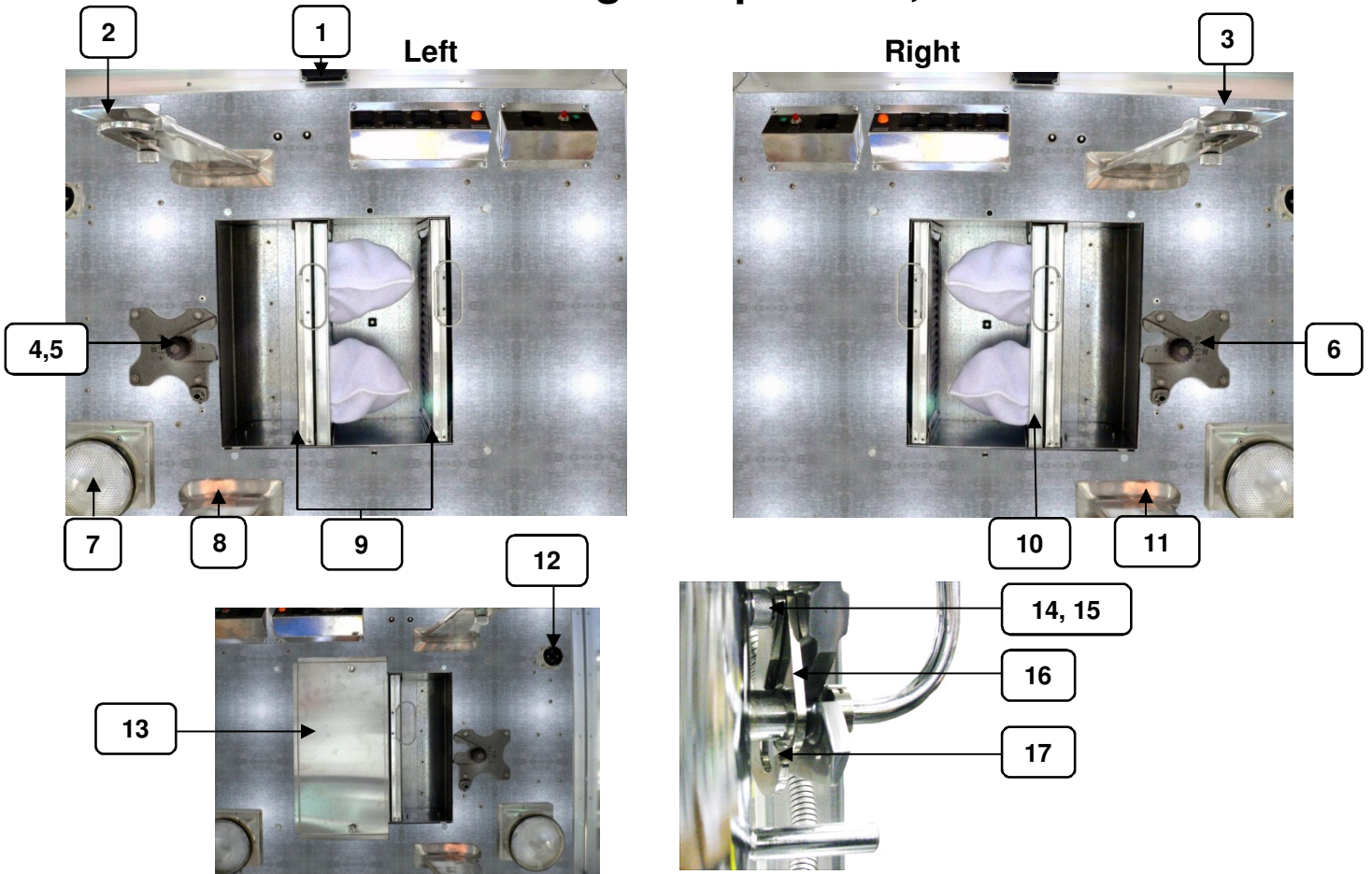
## Cabinet Interior – Ceiling Components, Dual Kettle



Item	Part No.	Description
1	47561	Magnetic Catch
2	49505	Hanger Arm Assy w/Clean-In-Place Latch
3	49505	Hanger Arm Assy w/Clean-In-Place Latch
4	41380	Spur Gear
5	41742	Set Screw 10-32 x 3/16 (x2)
6	41432	Gear Block Assy
7	41979	75 Watt Halogen Lamp (x4)
	41979EX	75 Watt Halogen Lamp - Export (x4)
8	41941	Hanger Arm Assy
9	41250	5-Layer Grease Filter (x2)*
10	41169	Oil Mist Filter*
11	41941	Hanger Arm Assy
12	55165	Kettle Receptacle Assy
	55165EX	Kettle Receptacle Assy (Export)
13	41934	Filter Cover Assy
14	12319	Knob
15	41448	Set Screw 10-32 x 1"
16	43426	Kettle Retainer
17	41618	Clean-in-Place Latch
18	41833	Shock Absorber Pin (Not Shown)
19	86009	Spring (Not Shown)

\* All three available as Part No. 82015 - Filter Pack

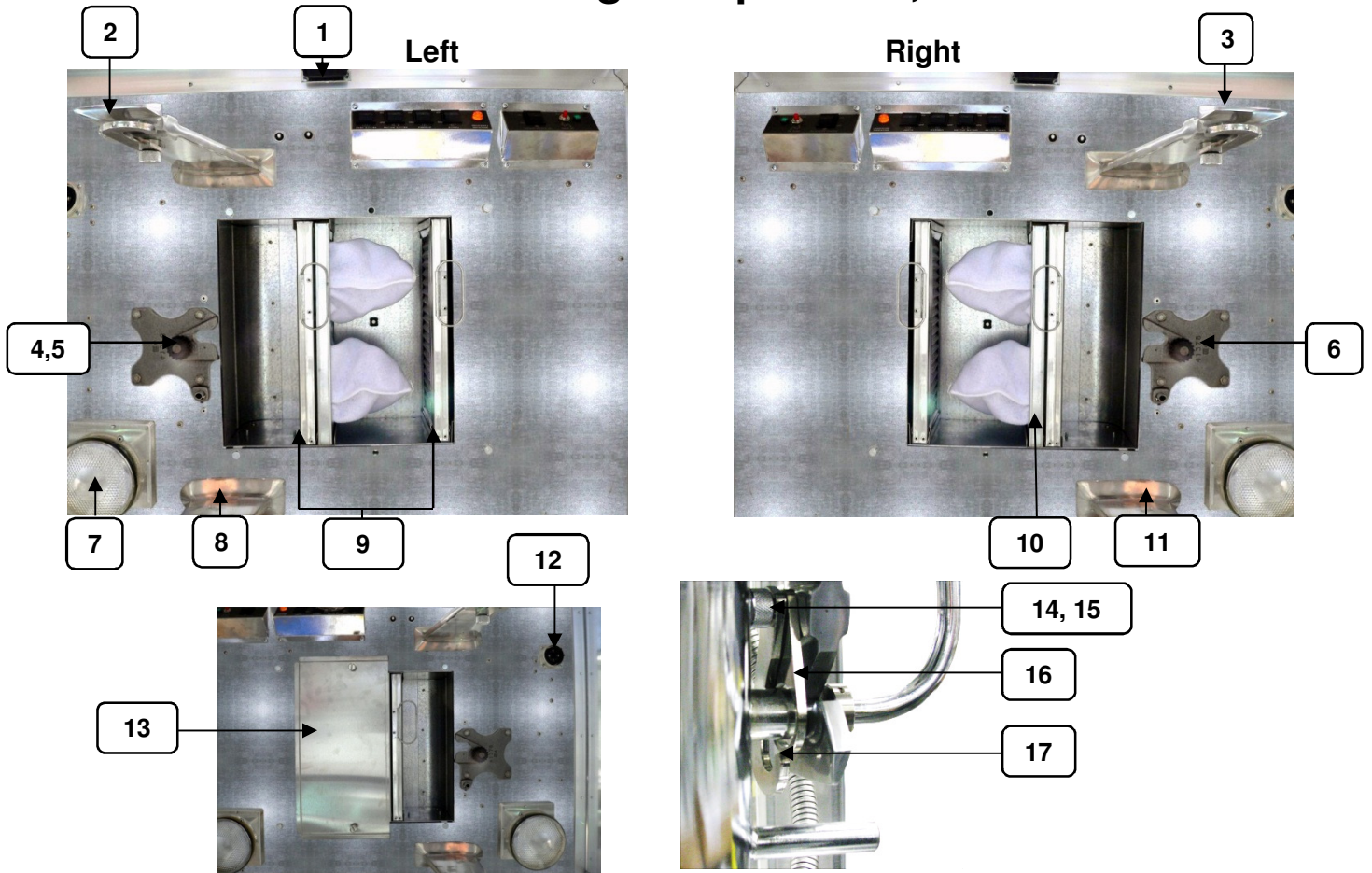
## Cabinet Interior – Ceiling Components, Dual Kettle



Item	Part No.	Description
1	47561	Magnetic Catch
2	49505	Hanger Arm Assy w/Clean-In-Place Latch
3	49505	Hanger Arm Assy w/Clean-In-Place Latch
4	41380	Spur Gear
5	41742	Set Screw 10-32 x 3/16 (x2)
6	41432	Gear Block Assy
7	41979	75 Watt Halogen Lamp (x4)
	41979EX	75 Watt Halogen Lamp - Export (x4)
8	41941	Hanger Arm Assy
9	41250	5-Layer Grease Filter (x2)*
10	41169	Oil Mist Filter*
11	41941	Hanger Arm Assy
12	55165	Kettle Receptacle Assy
	55165EX	Kettle Receptacle Assy (Export)
13	41934	Filter Cover Assy
14	12319	Knob
15	41448	Set Screw 10-32 x 1"
16	43426	Kettle Retainer
17	41618	Clean-in-Place Latch
18	41833	Shock Absorber Pin (Not Shown)
19	86009	Spring (Not Shown)

\* All three available as Part No. 82015 - Filter Pack

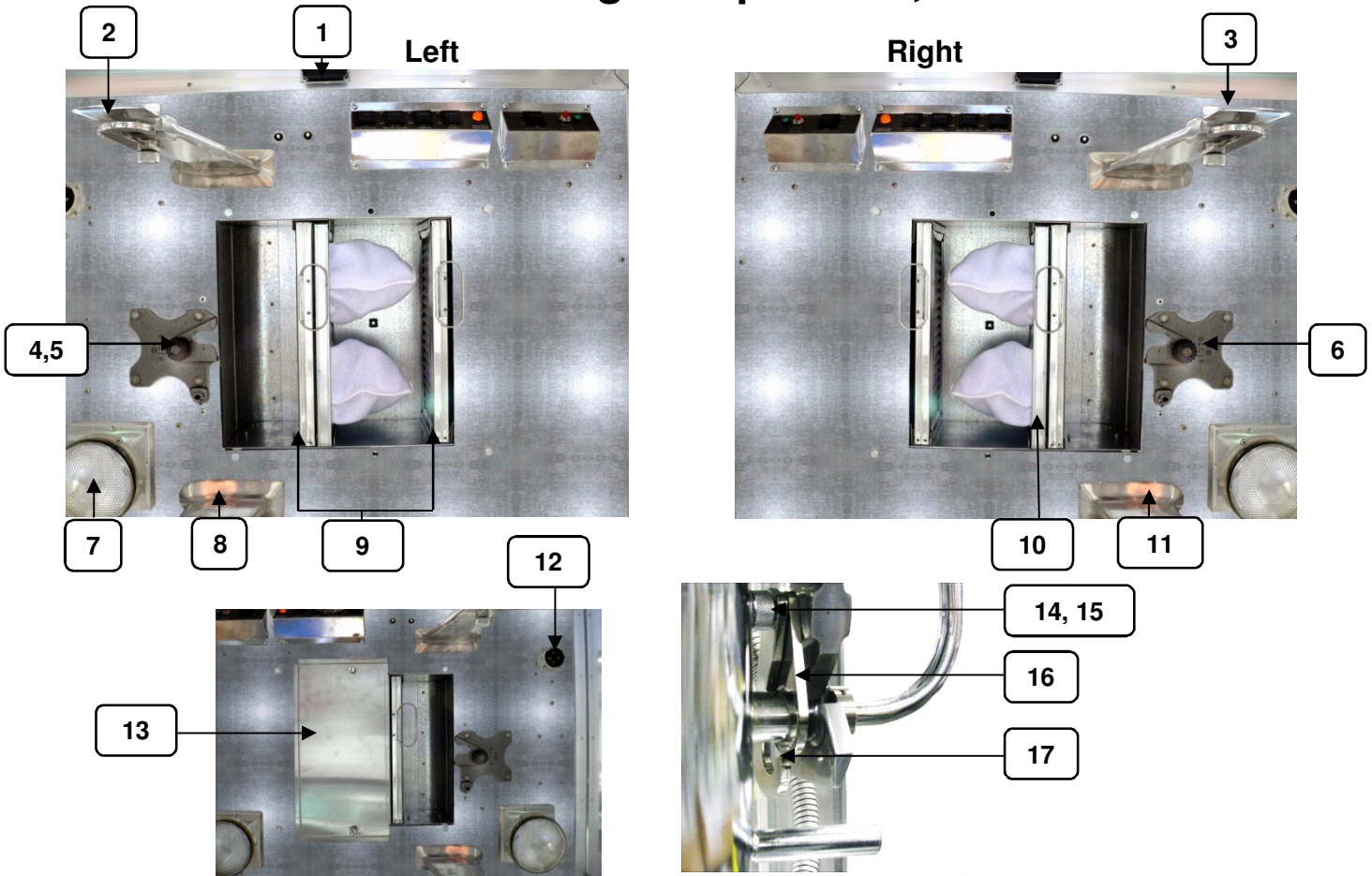
## Cabinet Interior – Ceiling Components, Dual Kettle



Item	Part No.	Description
1	47561	Magnetic Catch
2	49505	Hanger Arm Assy w/Clean-In-Place Latch
3	49505	Hanger Arm Assy w/Clean-In-Place Latch
4	41380	Spur Gear
5	41742	Set Screw 10-32 x 3/16 (x2)
6	41432	Gear Block Assy
7	41979	75 Watt Halogen Lamp (x4)
	41979EX	75 Watt Halogen Lamp - Export (x4)
8	41941	Hanger Arm Assy
9	41250	5-Layer Grease Filter (x2)*
10	41169	Oil Mist Filter*
11	41941	Hanger Arm Assy
12	55165	Kettle Receptacle Assy
	55165EX	Kettle Receptacle Assy (Export)
13	41934	Filter Cover Assy
14	12319	Knob
15	41448	Set Screw 10-32 x 1"
16	43426	Kettle Retainer
17	41618	Clean-in-Place Latch
18	41833	Shock Absorber Pin (Not Shown)
19	86009	Spring (Not Shown)

\* All three available as Part No. 82015 - Filter Pack

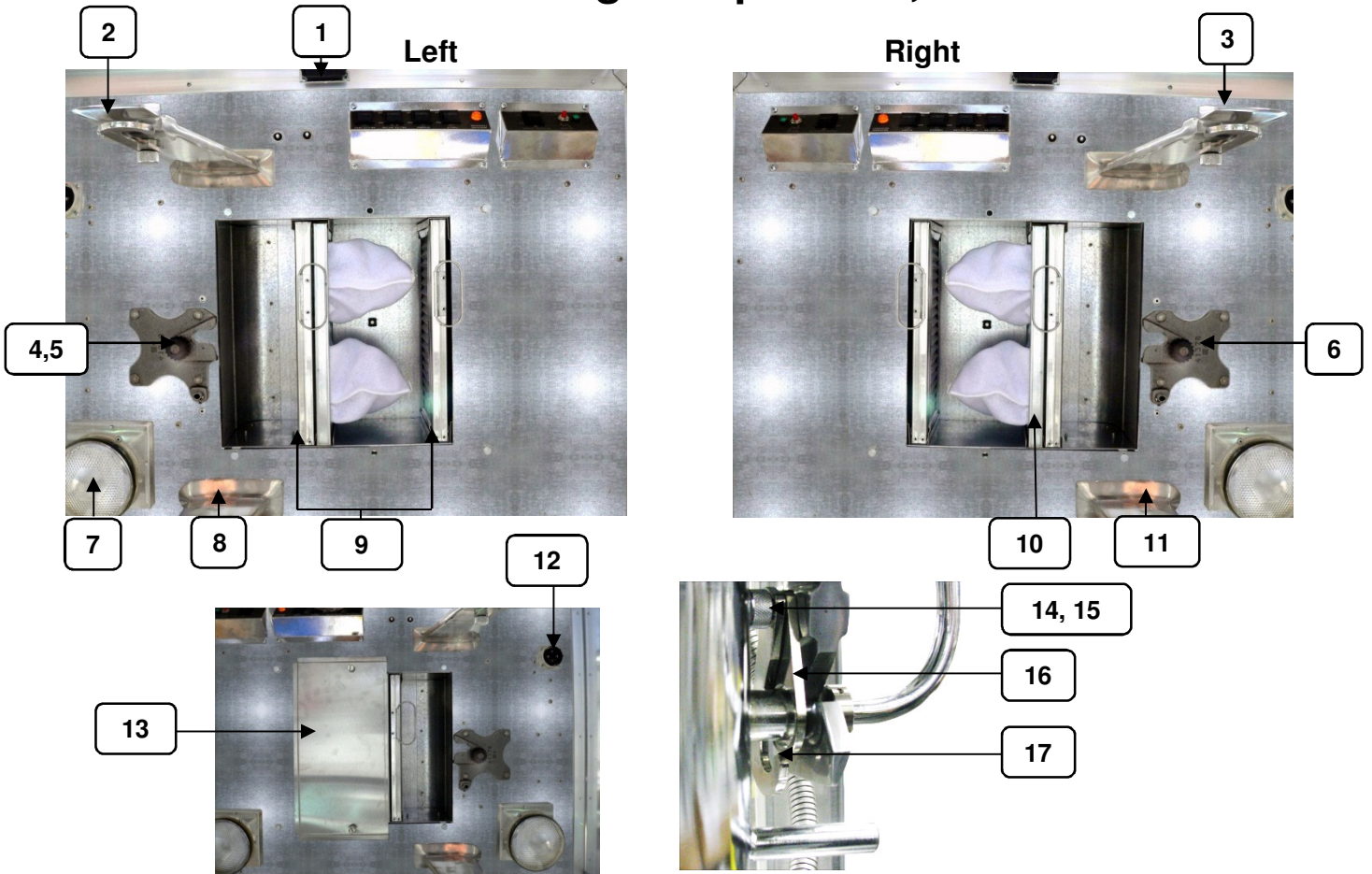
## Cabinet Interior – Ceiling Components, Dual Kettle



Item	Part No.	Description
1	47561	Magnetic Catch
2	49505	Hanger Arm Assy w/Clean-In-Place Latch
3	49505	Hanger Arm Assy w/Clean-In-Place Latch
4	41380	Spur Gear
5	41742	Set Screw 10-32 x 3/16 (x2)
6	41432	Gear Block Assy
7	41979	75 Watt Halogen Lamp (x4)
	41979EX	75 Watt Halogen Lamp - Export (x4)
8	41941	Hanger Arm Assy
9	41250	5-Layer Grease Filter (x2)*
10	41169	Oil Mist Filter*
11	41941	Hanger Arm Assy
12	55165	Kettle Receptacle Assy
	55165EX	Kettle Receptacle Assy (Export)
13	41934	Filter Cover Assy
14	12319	Knob
15	41448	Set Screw 10-32 x 1"
16	43426	Kettle Retainer
17	41618	Clean-in-Place Latch
18	41833	Shock Absorber Pin (Not Shown)
19	86009	Spring (Not Shown)

\* All three available as Part No. 82015 - Filter Pack

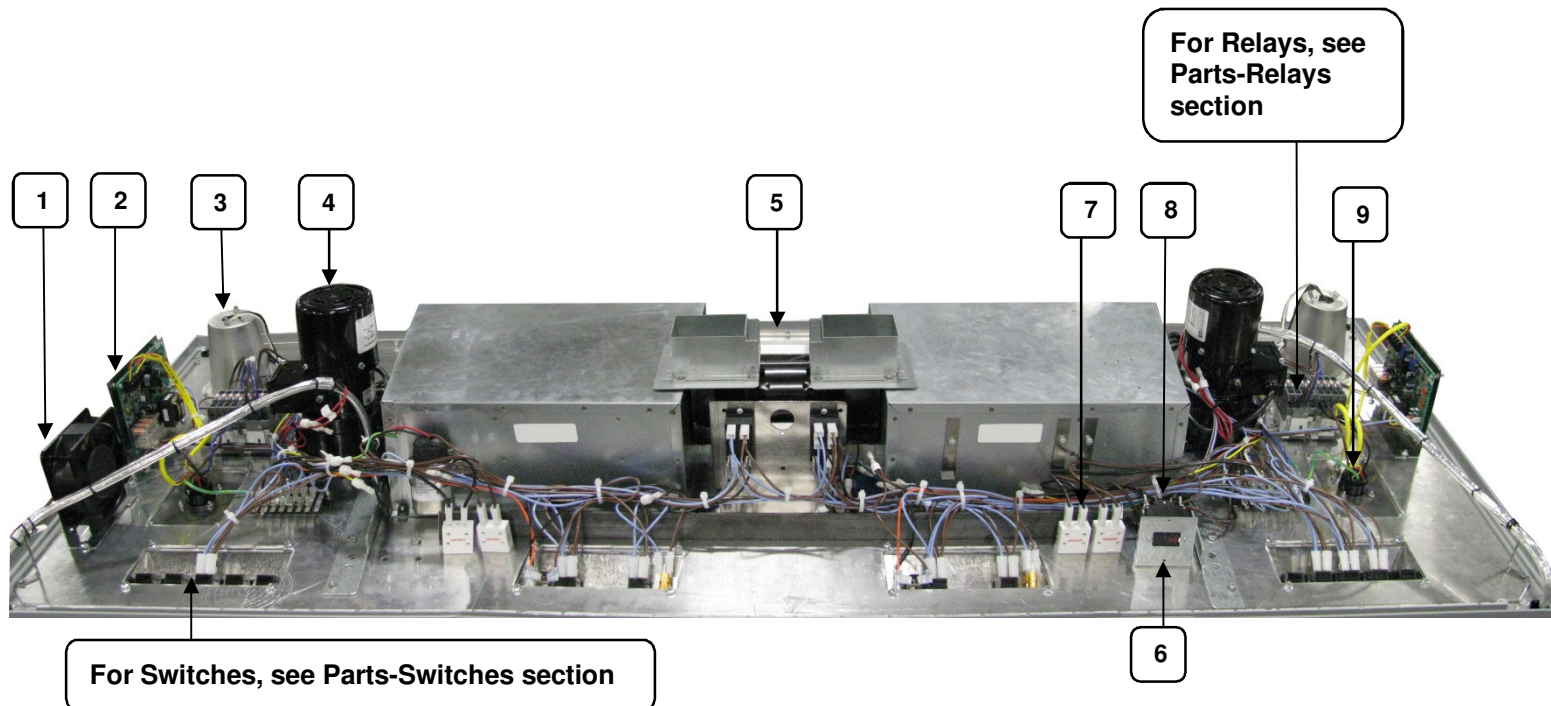
## Cabinet Interior – Ceiling Components, Dual Kettle



Item	Part No.	Description
1	47561	Magnetic Catch
2	49505	Hanger Arm Assy w/Clean-In-Place Latch
3	49505	Hanger Arm Assy w/Clean-In-Place Latch
4	41380	Spur Gear
5	41742	Set Screw 10-32 x 3/16 (x2)
6	41432	Gear Block Assy
7	41979	75 Watt Halogen Lamp (x4)
	41979EX	75 Watt Halogen Lamp - Export (x4)
8	41941	Hanger Arm Assy
9	41250	5-Layer Grease Filter (x2)*
10	41169	Oil Mist Filter*
11	41941	Hanger Arm Assy
12	55165	Kettle Receptacle Assy
	55165EX	Kettle Receptacle Assy (Export)
13	41934	Filter Cover Assy
14	12319	Knob
15	41448	Set Screw 10-32 x 1"
16	43426	Kettle Retainer
17	41618	Clean-in-Place Latch
18	41833	Shock Absorber Pin (Not Shown)
19	86009	Spring (Not Shown)

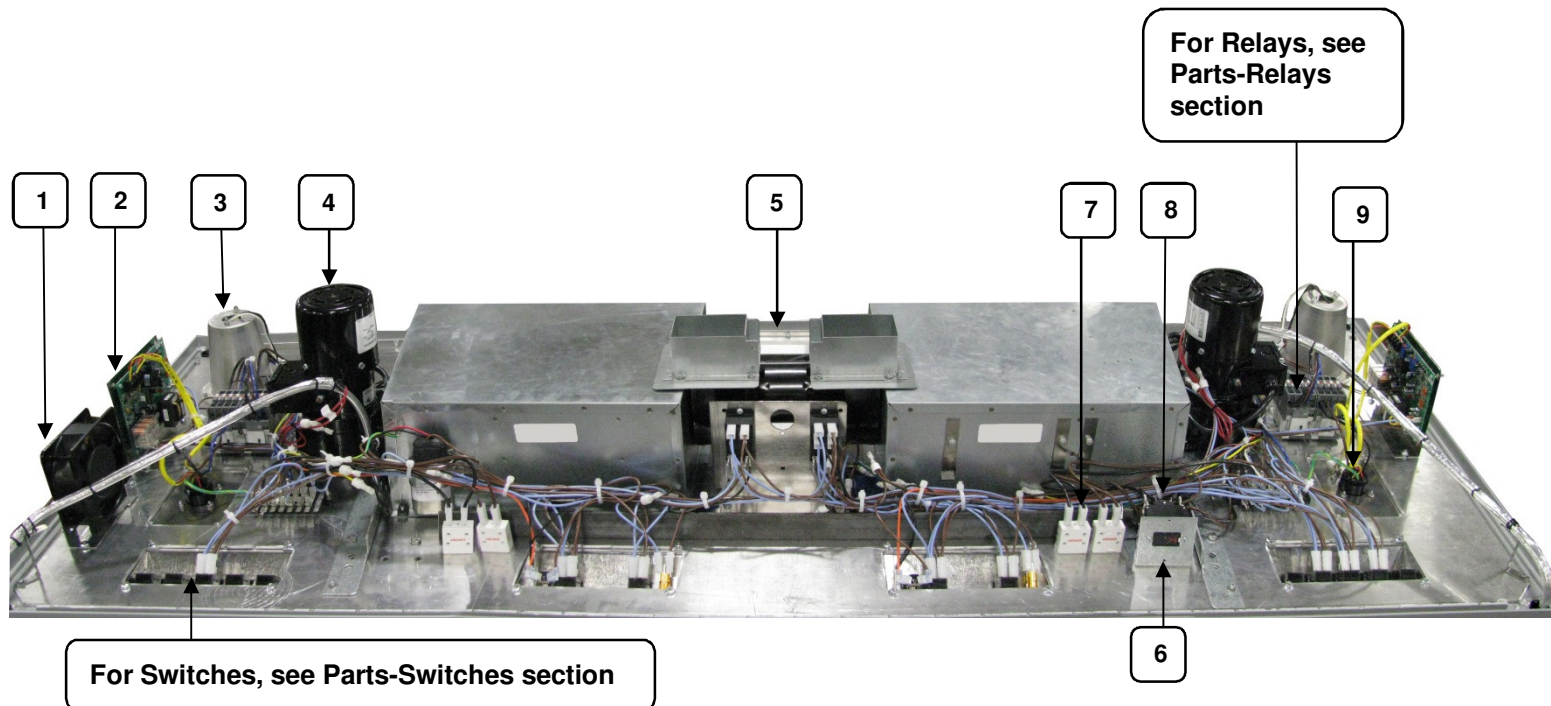
\* All three available as Part No. 82015 - Filter Pack

## Motor Plate Assembly – Dual Kettle Models



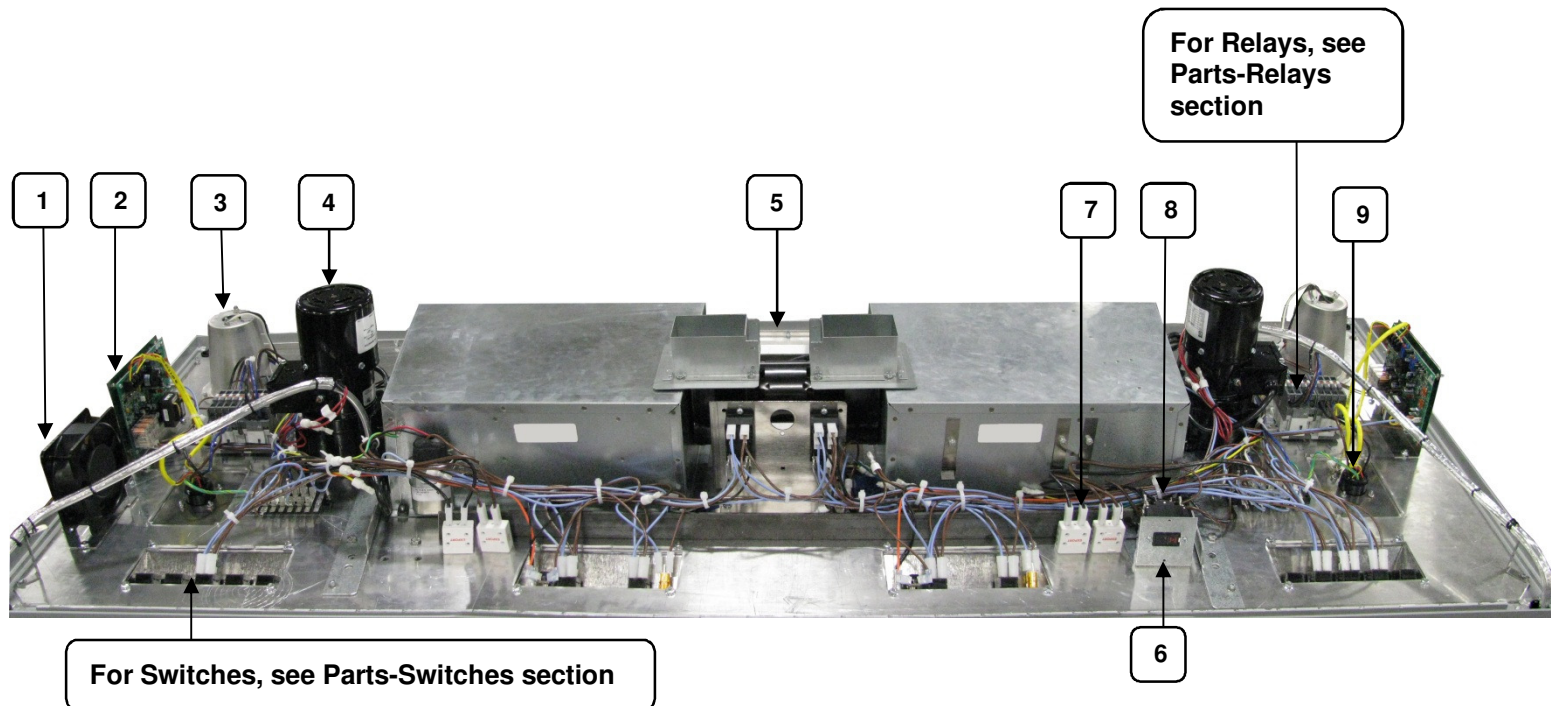
Item	Part No.	Description
1	<a href="#">48018</a>	Axial Fan
	<a href="#">48037</a>	Axial Fan (Export)
2	<a href="#">41001</a>	Temperature Control Board
3	<a href="#">47047</a>	Lamp Holder (x2)
4	<a href="#">41449R</a>	Kettle Drive Motor
	<a href="#">41500R</a>	Kettle Drive Motor (Export)
5	<a href="#">62845</a>	Double Blower Exhaust
	<a href="#">62845EX</a>	Double Blower Exhaust (Export)
6	<a href="#">55254</a>	CB Bracket
7	<a href="#">47364</a>	Circuit Breaker, 15A (Domestic) (x2)
	<a href="#">48659</a>	Circuit Breaker, 10A (Export) (x2)
8	<a href="#">55222</a>	Kettle Shunt Trip Breaker
	<a href="#">55224</a>	Kettle Shunt Trip Breaker (Export)
9	<a href="#">55165</a>	Kettle Receptacle Assembly (x2)
	<a href="#">55165EX</a>	Kettle Receptacle Assembly (Export) (x2)

## Motor Plate Assembly – Dual Kettle Models



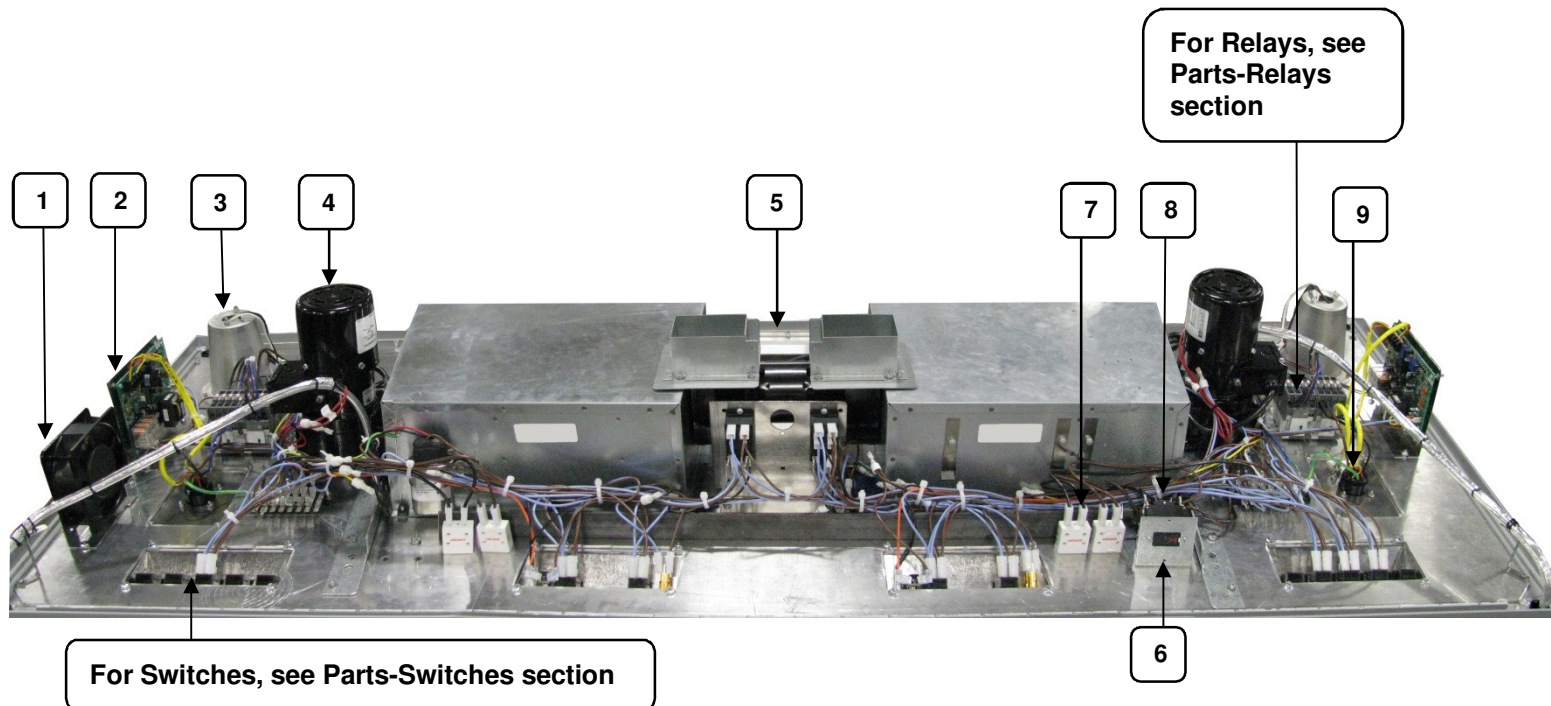
Item	Part No.	Description
1	<a href="#">48018</a>	Axial Fan
	<a href="#">48037</a>	Axial Fan (Export)
2	<a href="#">41001</a>	Temperature Control Board
3	<a href="#">47047</a>	Lamp Holder (x2)
4	<a href="#">41449R</a>	Kettle Drive Motor
	<a href="#">41500R</a>	Kettle Drive Motor (Export)
5	<a href="#">62845</a>	Double Blower Exhaust
	<a href="#">62845EX</a>	Double Blower Exhaust (Export)
6	<a href="#">55254</a>	CB Bracket
7	<a href="#">47364</a>	Circuit Breaker, 15A (Domestic) (x2)
	<a href="#">48659</a>	Circuit Breaker, 10A (Export) (x2)
8	<a href="#">55222</a>	Kettle Shunt Trip Breaker
	<a href="#">55224</a>	Kettle Shunt Trip Breaker (Export)
9	<a href="#">55165</a>	Kettle Receptacle Assembly (x2)
	<a href="#">55165EX</a>	Kettle Receptacle Assembly (Export) (x2)

## Motor Plate Assembly – Dual Kettle Models



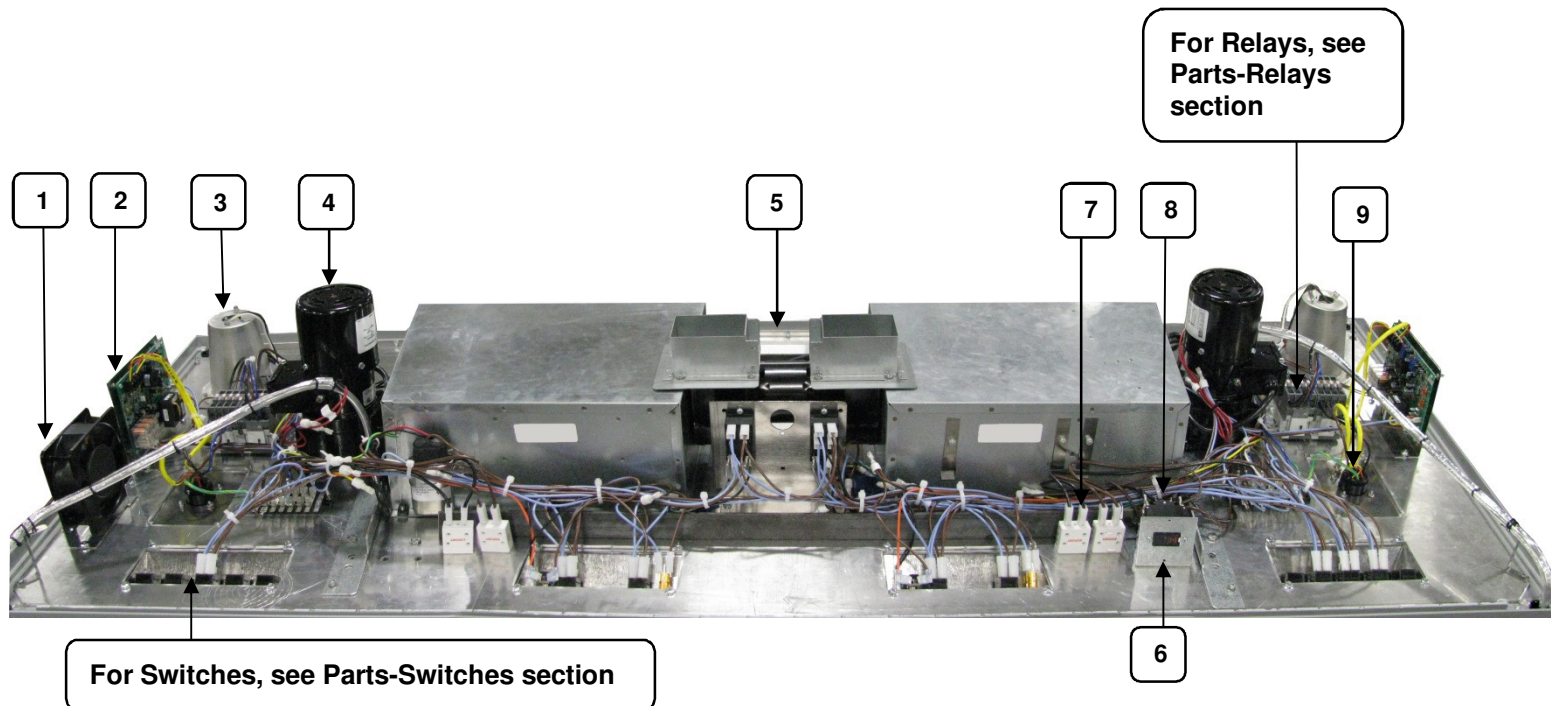
Item	Part No.	Description
1	<a href="#">48018</a>	Axial Fan
	<a href="#">48037</a>	Axial Fan (Export)
2	<a href="#">41001</a>	Temperature Control Board
3	<a href="#">47047</a>	Lamp Holder (x2)
4	<a href="#">41449R</a>	Kettle Drive Motor
	<a href="#">41500R</a>	Kettle Drive Motor (Export)
5	<a href="#">62845</a>	Double Blower Exhaust
	<a href="#">62845EX</a>	Double Blower Exhaust (Export)
6	<a href="#">55254</a>	CB Bracket
7	<a href="#">47364</a>	Circuit Breaker, 15A (Domestic) (x2)
	<a href="#">48659</a>	Circuit Breaker, 10A (Export) (x2)
8	<a href="#">55222</a>	Kettle Shunt Trip Breaker
	<a href="#">55224</a>	Kettle Shunt Trip Breaker (Export)
9	<a href="#">55165</a>	Kettle Receptacle Assembly (x2)
	<a href="#">55165EX</a>	Kettle Receptacle Assembly (Export) (x2)

## Motor Plate Assembly – Dual Kettle Models



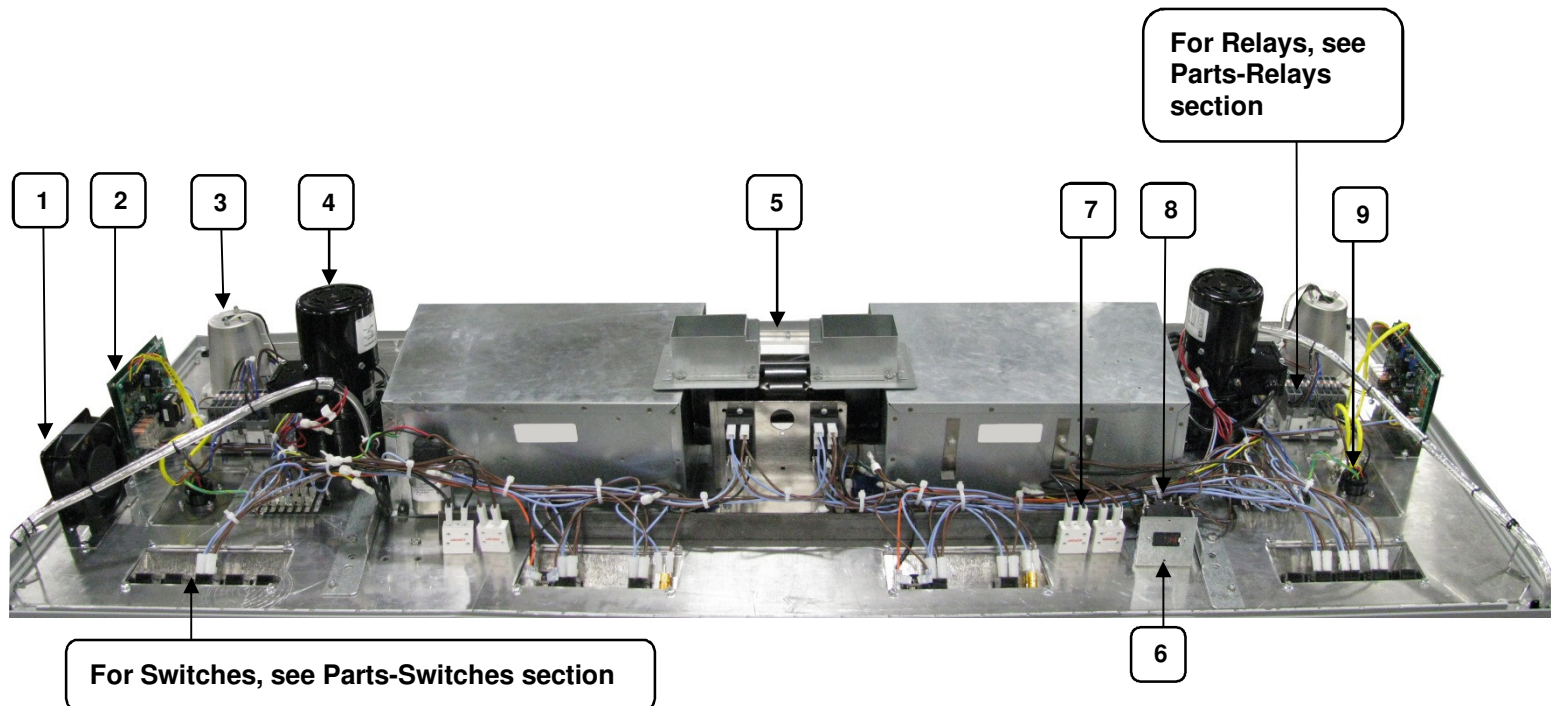
Item	Part No.	Description
1	<a href="#">48018</a>	Axial Fan
	<a href="#">48037</a>	Axial Fan (Export)
2	<a href="#">41001</a>	Temperature Control Board
3	<a href="#">47047</a>	Lamp Holder (x2)
4	<a href="#">41449R</a>	Kettle Drive Motor
	<a href="#">41500R</a>	Kettle Drive Motor (Export)
5	<a href="#">62845</a>	Double Blower Exhaust
	<a href="#">62845EX</a>	Double Blower Exhaust (Export)
6	<a href="#">55254</a>	CB Bracket
7	<a href="#">47364</a>	Circuit Breaker, 15A (Domestic) (x2)
	<a href="#">48659</a>	Circuit Breaker, 10A (Export) (x2)
8	<a href="#">55222</a>	Kettle Shunt Trip Breaker
	<a href="#">55224</a>	Kettle Shunt Trip Breaker (Export)
9	<a href="#">55165</a>	Kettle Receptacle Assembly (x2)
	<a href="#">55165EX</a>	Kettle Receptacle Assembly (Export) (x2)

## Motor Plate Assembly – Dual Kettle Models



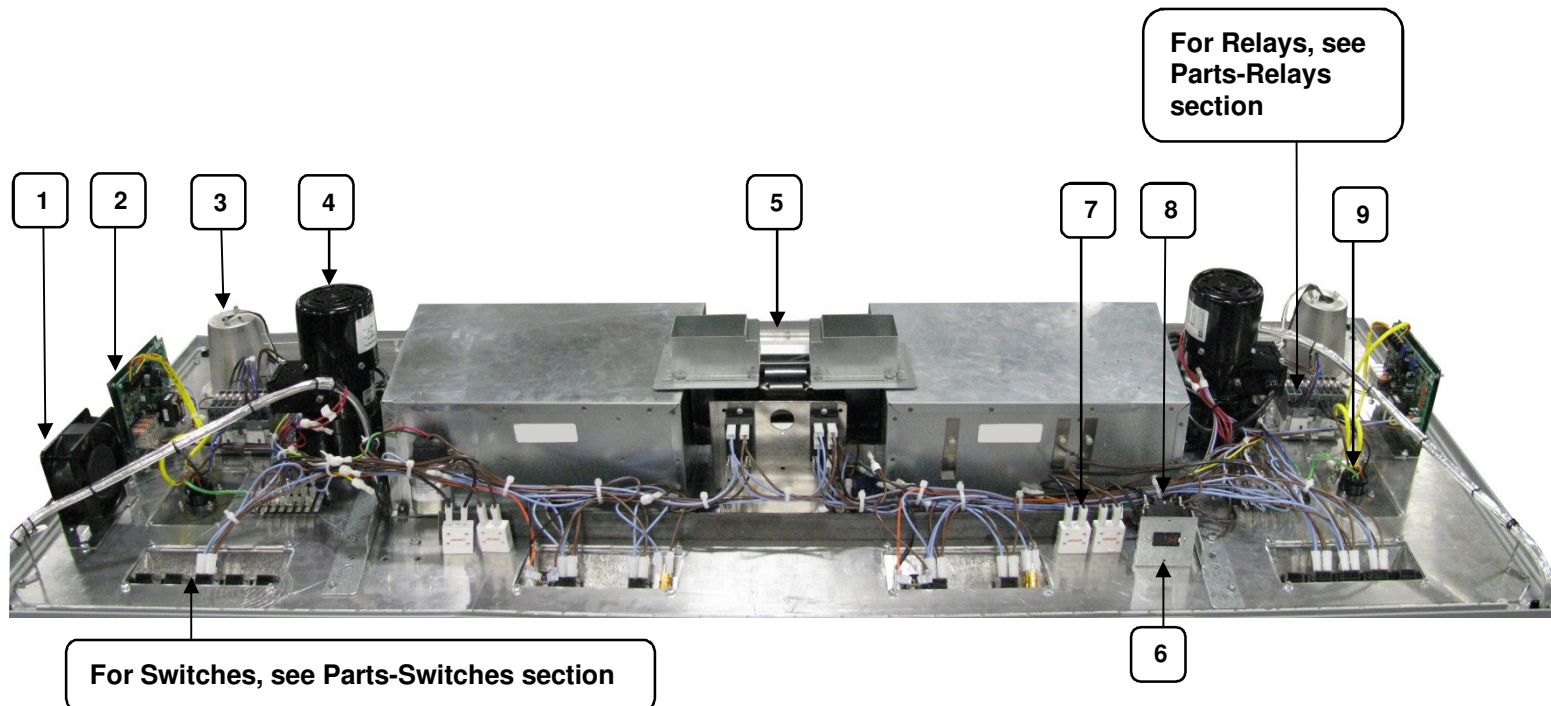
Item	Part No.	Description
1	<a href="#">48018</a>	Axial Fan
	<a href="#">48037</a>	Axial Fan (Export)
2	<a href="#">41001</a>	Temperature Control Board
3	<a href="#">47047</a>	Lamp Holder (x2)
4	<a href="#">41449R</a>	Kettle Drive Motor
	<a href="#">41500R</a>	Kettle Drive Motor (Export)
5	<a href="#">62845</a>	Double Blower Exhaust
	<a href="#">62845EX</a>	Double Blower Exhaust (Export)
6	<a href="#">55254</a>	CB Bracket
7	<a href="#">47364</a>	Circuit Breaker, 15A (Domestic) (x2)
	<a href="#">48659</a>	Circuit Breaker, 10A (Export) (x2)
8	<a href="#">55222</a>	Kettle Shunt Trip Breaker
	<a href="#">55224</a>	Kettle Shunt Trip Breaker (Export)
9	<a href="#">55165</a>	Kettle Receptacle Assembly (x2)
	<a href="#">55165EX</a>	Kettle Receptacle Assembly (Export) (x2)

## Motor Plate Assembly – Dual Kettle Models



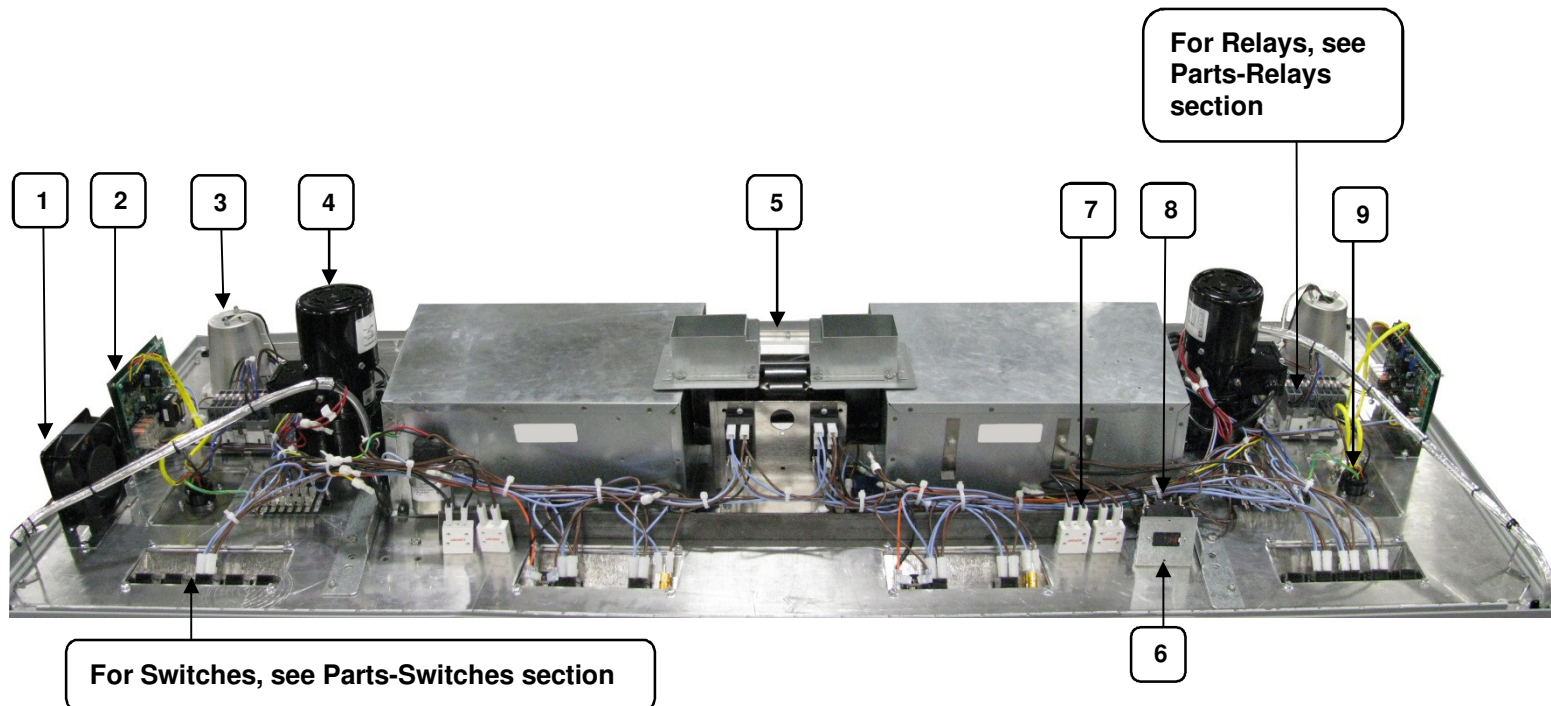
Item	Part No.	Description
1	<a href="#">48018</a>	Axial Fan
	<a href="#">48037</a>	Axial Fan (Export)
2	<a href="#">41001</a>	Temperature Control Board
3	<a href="#">47047</a>	Lamp Holder (x2)
4	<a href="#">41449R</a>	Kettle Drive Motor
	<a href="#">41500R</a>	Kettle Drive Motor (Export)
5	<a href="#">62845</a>	Double Blower Exhaust
	<a href="#">62845EX</a>	Double Blower Exhaust (Export)
6	<a href="#">55254</a>	CB Bracket
7	<a href="#">47364</a>	Circuit Breaker, 15A (Domestic) (x2)
	<a href="#">48659</a>	Circuit Breaker, 10A (Export) (x2)
8	<a href="#">55222</a>	Kettle Shunt Trip Breaker
	<a href="#">55224</a>	Kettle Shunt Trip Breaker (Export)
9	<a href="#">55165</a>	Kettle Receptacle Assembly (x2)
	<a href="#">55165EX</a>	Kettle Receptacle Assembly (Export) (x2)

## Motor Plate Assembly – Dual Kettle Models



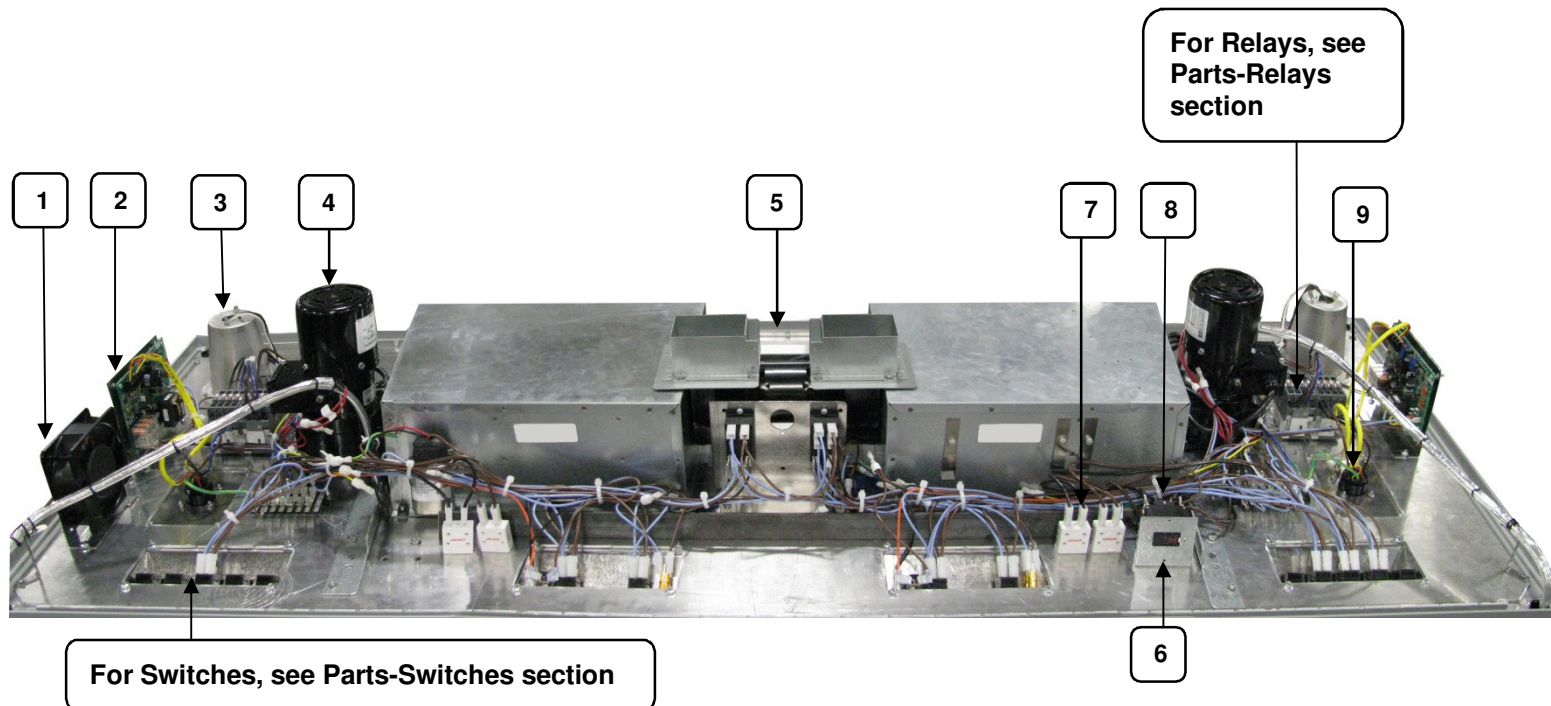
Item	Part No.	Description
1	<a href="#">48018</a>	Axial Fan
	<a href="#">48037</a>	Axial Fan (Export)
2	<a href="#">41001</a>	Temperature Control Board
3	<a href="#">47047</a>	Lamp Holder (x2)
4	<a href="#">41449R</a>	Kettle Drive Motor
	<a href="#">41500R</a>	Kettle Drive Motor (Export)
5	<a href="#">62845</a>	Double Blower Exhaust
	<a href="#">62845EX</a>	Double Blower Exhaust (Export)
6	<a href="#">55254</a>	CB Bracket
7	<a href="#">47364</a>	Circuit Breaker, 15A (Domestic) (x2)
	<a href="#">48659</a>	Circuit Breaker, 10A (Export) (x2)
8	<a href="#">55222</a>	Kettle Shunt Trip Breaker
	<a href="#">55224</a>	Kettle Shunt Trip Breaker (Export)
9	<a href="#">55165</a>	Kettle Receptacle Assembly (x2)
	<a href="#">55165EX</a>	Kettle Receptacle Assembly (Export) (x2)

## Motor Plate Assembly – Dual Kettle Models



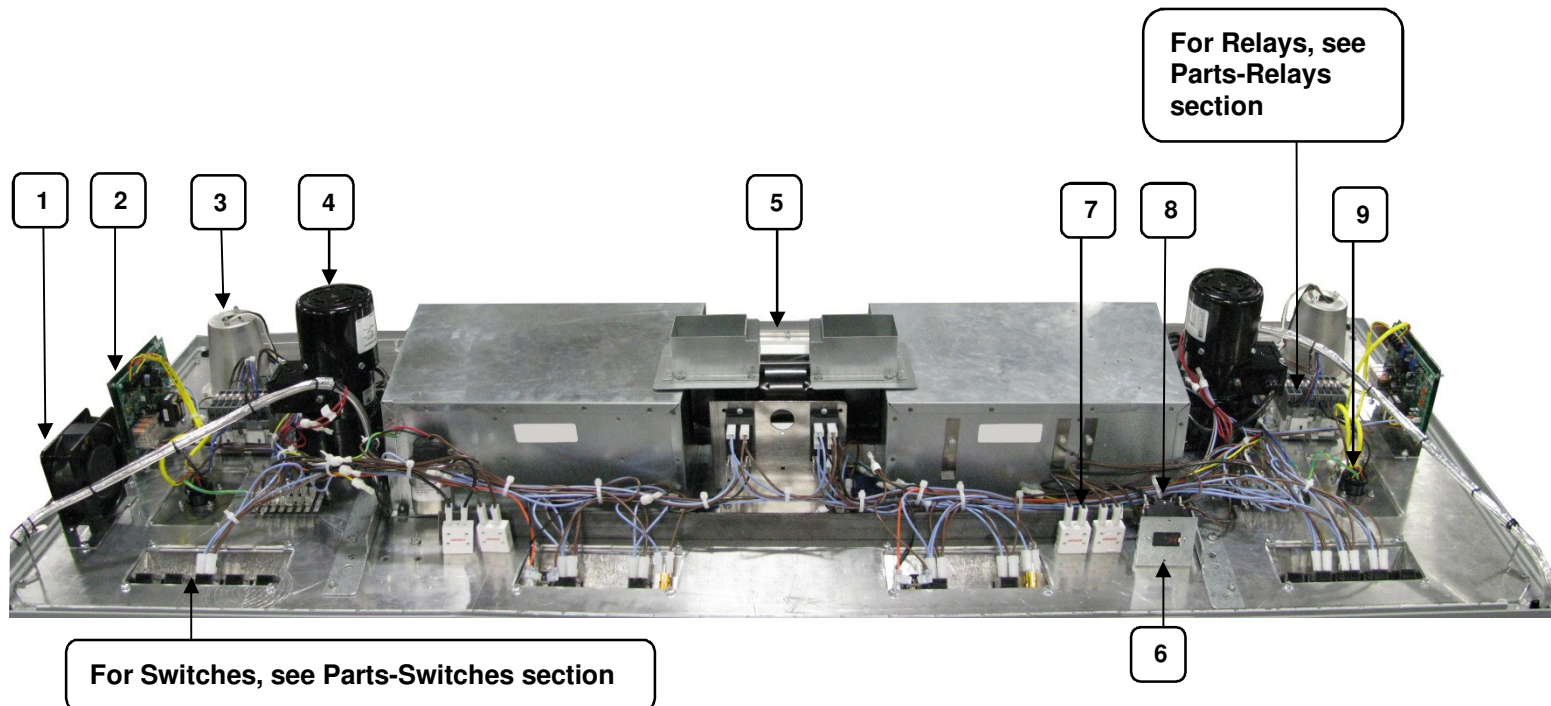
Item	Part No.	Description
1	48018	Axial Fan
	48037	Axial Fan (Export)
2	41001	Temperature Control Board
3	47047	Lamp Holder (x2)
4	41449R	Kettle Drive Motor
	41500R	Kettle Drive Motor (Export)
5	62845	Double Blower Exhaust
	62845EX	Double Blower Exhaust (Export)
6	55254	CB Bracket
7	47364	Circuit Breaker, 15A (Domestic) (x2)
	48659	Circuit Breaker, 10A (Export) (x2)
8	55222	Kettle Shunt Trip Breaker
	55224	Kettle Shunt Trip Breaker (Export)
9	55165	Kettle Receptacle Assembly (x2)
	55165EX	Kettle Receptacle Assembly (Export) (x2)

## Motor Plate Assembly – Dual Kettle Models



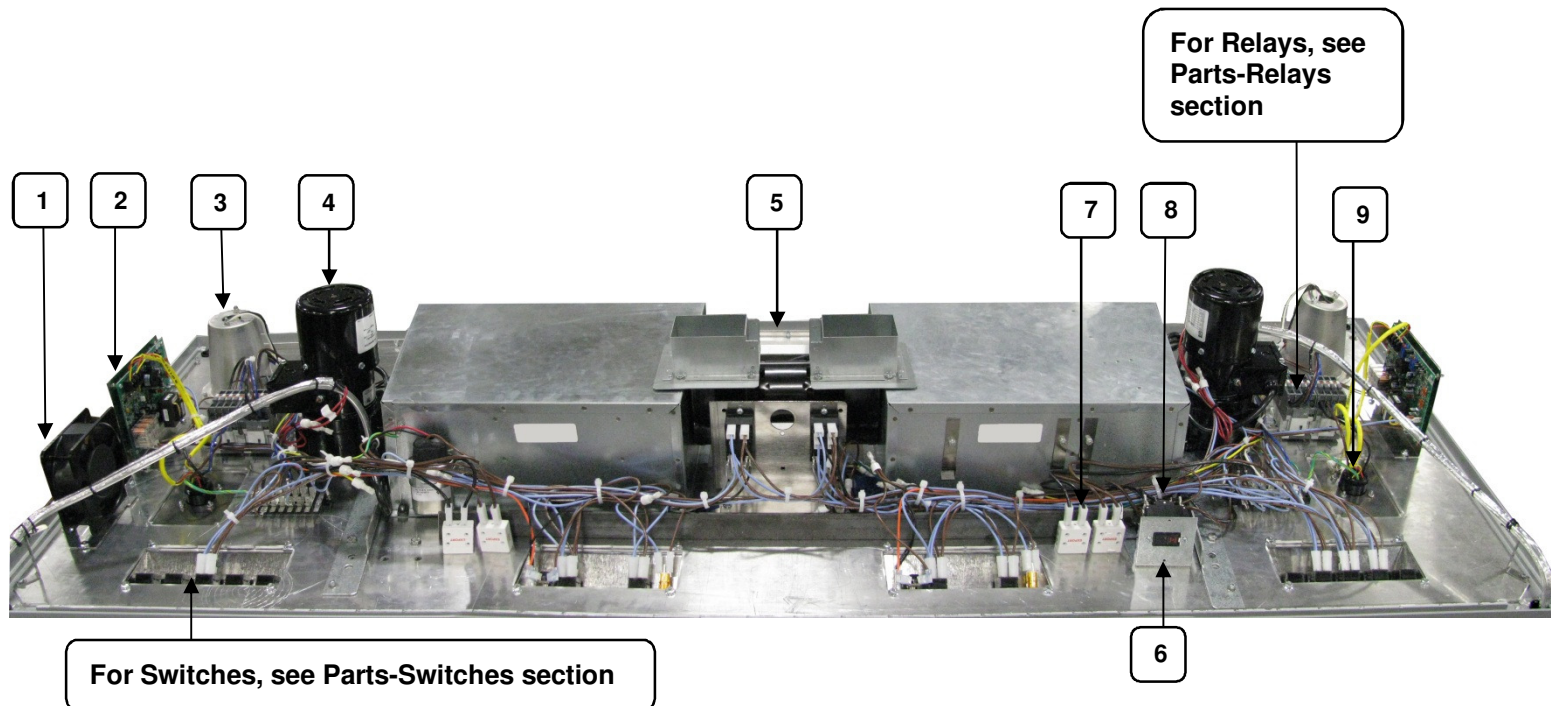
Item	Part No.	Description
1	<a href="#">48018</a>	Axial Fan
	<a href="#">48037</a>	Axial Fan (Export)
2	<a href="#">41001</a>	Temperature Control Board
3	<a href="#">47047</a>	Lamp Holder (x2)
4	<a href="#">41449R</a>	Kettle Drive Motor
	<a href="#">41500R</a>	Kettle Drive Motor (Export)
5	<a href="#">62845</a>	Double Blower Exhaust
	<a href="#">62845EX</a>	Double Blower Exhaust (Export)
6	<a href="#">55254</a>	CB Bracket
7	<a href="#">47364</a>	Circuit Breaker, 15A (Domestic) (x2)
	<a href="#">48659</a>	Circuit Breaker, 10A (Export) (x2)
8	<a href="#">55222</a>	Kettle Shunt Trip Breaker
	<a href="#">55224</a>	Kettle Shunt Trip Breaker (Export)
9	<a href="#">55165</a>	Kettle Receptacle Assembly (x2)
	<a href="#">55165EX</a>	Kettle Receptacle Assembly (Export) (x2)

## Motor Plate Assembly – Dual Kettle Models



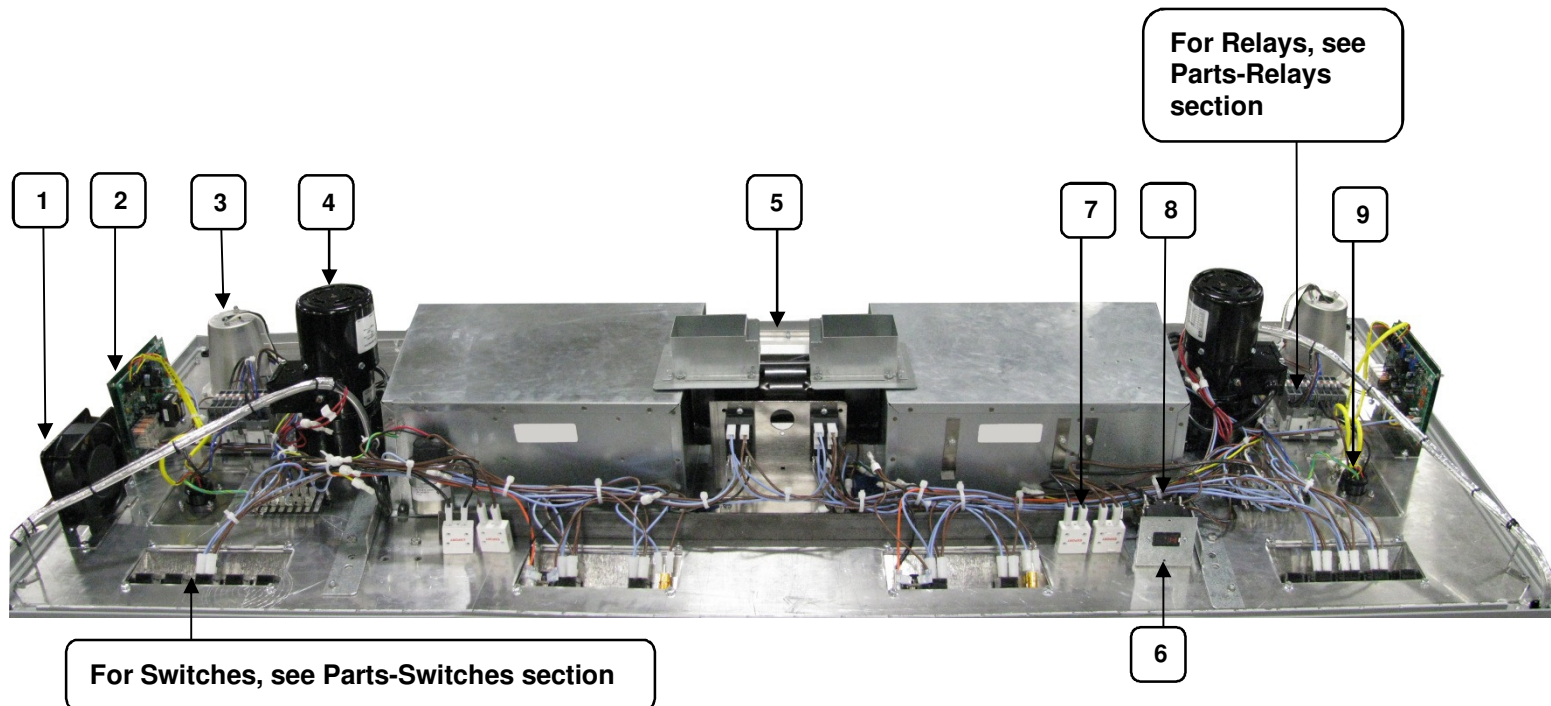
Item	Part No.	Description
1	<a href="#">48018</a>	Axial Fan
	<a href="#">48037</a>	Axial Fan (Export)
2	<a href="#">41001</a>	Temperature Control Board
3	<a href="#">47047</a>	Lamp Holder (x2)
4	<a href="#">41449R</a>	Kettle Drive Motor
	<a href="#">41500R</a>	Kettle Drive Motor (Export)
5	<a href="#">62845</a>	Double Blower Exhaust
	<a href="#">62845EX</a>	Double Blower Exhaust (Export)
6	<a href="#">55254</a>	CB Bracket
7	<a href="#">47364</a>	Circuit Breaker, 15A (Domestic) (x2)
	<a href="#">48659</a>	Circuit Breaker, 10A (Export) (x2)
8	<a href="#">55222</a>	Kettle Shunt Trip Breaker
	<a href="#">55224</a>	Kettle Shunt Trip Breaker (Export)
9	<a href="#">55165</a>	Kettle Receptacle Assembly (x2)
	<a href="#">55165EX</a>	Kettle Receptacle Assembly (Export) (x2)

## Motor Plate Assembly – Dual Kettle Models



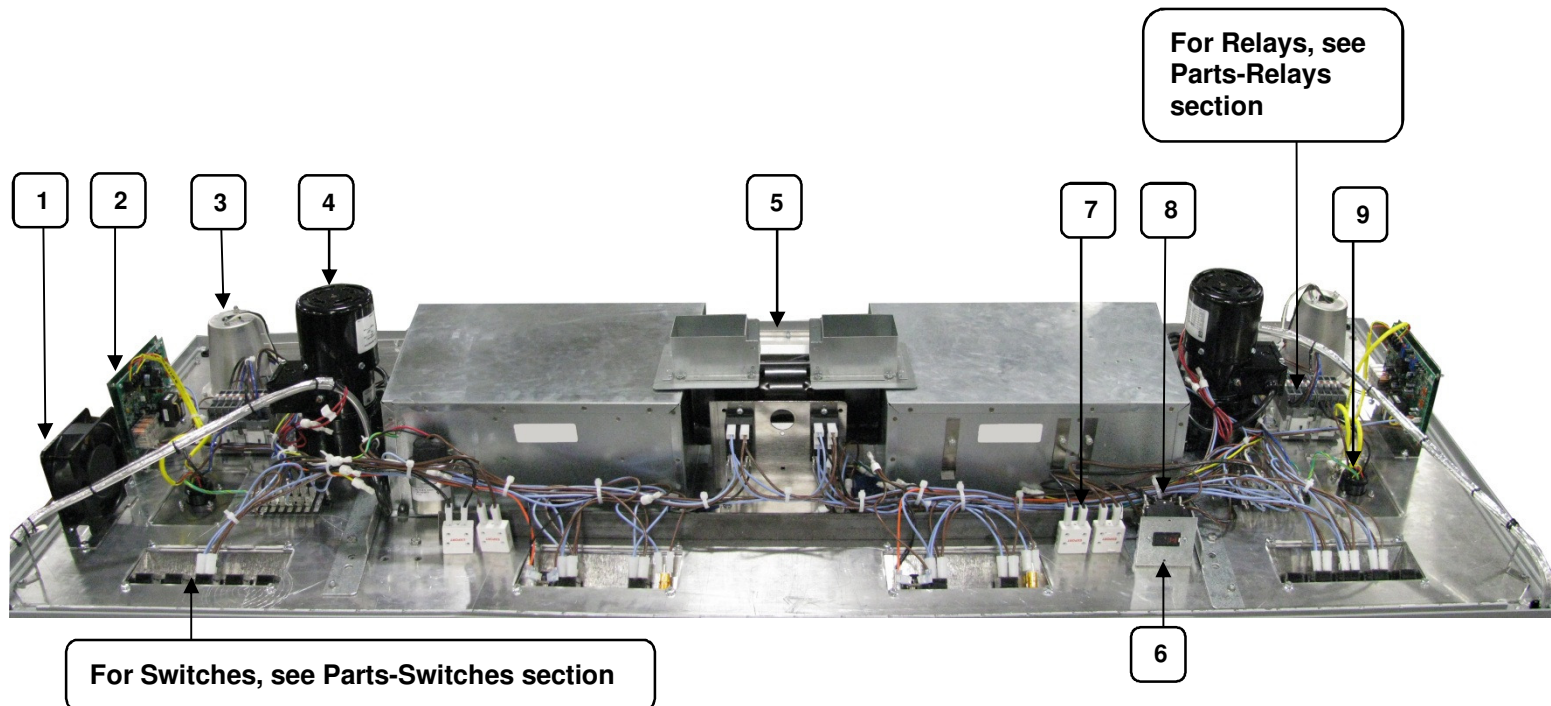
Item	Part No.	Description
1	<a href="#">48018</a>	Axial Fan
	<a href="#">48037</a>	Axial Fan (Export)
2	<a href="#">41001</a>	Temperature Control Board
3	<a href="#">47047</a>	Lamp Holder (x2)
4	<a href="#">41449R</a>	Kettle Drive Motor
	<a href="#">41500R</a>	Kettle Drive Motor (Export)
5	<a href="#">62845</a>	Double Blower Exhaust
	<a href="#">62845EX</a>	Double Blower Exhaust (Export)
6	<a href="#">55254</a>	CB Bracket
7	<a href="#">47364</a>	Circuit Breaker, 15A (Domestic) (x2)
	<a href="#">48659</a>	Circuit Breaker, 10A (Export) (x2)
8	<a href="#">55222</a>	Kettle Shunt Trip Breaker
	<a href="#">55224</a>	Kettle Shunt Trip Breaker (Export)
9	<a href="#">55165</a>	Kettle Receptacle Assembly (x2)
	<a href="#">55165EX</a>	Kettle Receptacle Assembly (Export) (x2)

## Motor Plate Assembly – Dual Kettle Models



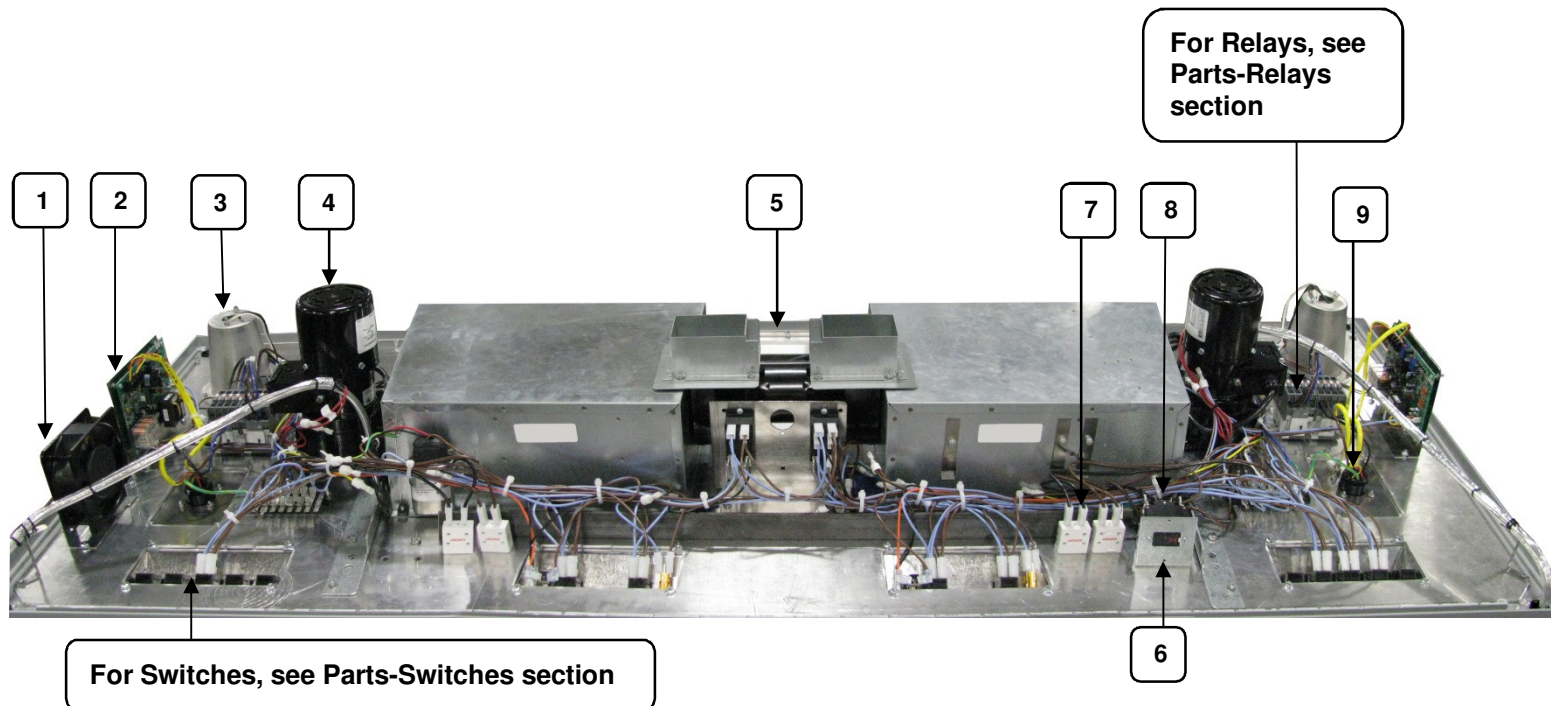
Item	Part No.	Description
1	<a href="#">48018</a>	Axial Fan
	<a href="#">48037</a>	Axial Fan (Export)
2	<a href="#">41001</a>	Temperature Control Board
3	<a href="#">47047</a>	Lamp Holder (x2)
4	<a href="#">41449R</a>	Kettle Drive Motor
	<a href="#">41500R</a>	Kettle Drive Motor (Export)
5	<a href="#">62845</a>	Double Blower Exhaust
	<a href="#">62845EX</a>	Double Blower Exhaust (Export)
6	<a href="#">55254</a>	CB Bracket
7	<a href="#">47364</a>	Circuit Breaker, 15A (Domestic) (x2)
	<a href="#">48659</a>	Circuit Breaker, 10A (Export) (x2)
8	<a href="#">55222</a>	Kettle Shunt Trip Breaker
	<a href="#">55224</a>	Kettle Shunt Trip Breaker (Export)
9	<a href="#">55165</a>	Kettle Receptacle Assembly (x2)
	<a href="#">55165EX</a>	Kettle Receptacle Assembly (Export) (x2)

## Motor Plate Assembly – Dual Kettle Models



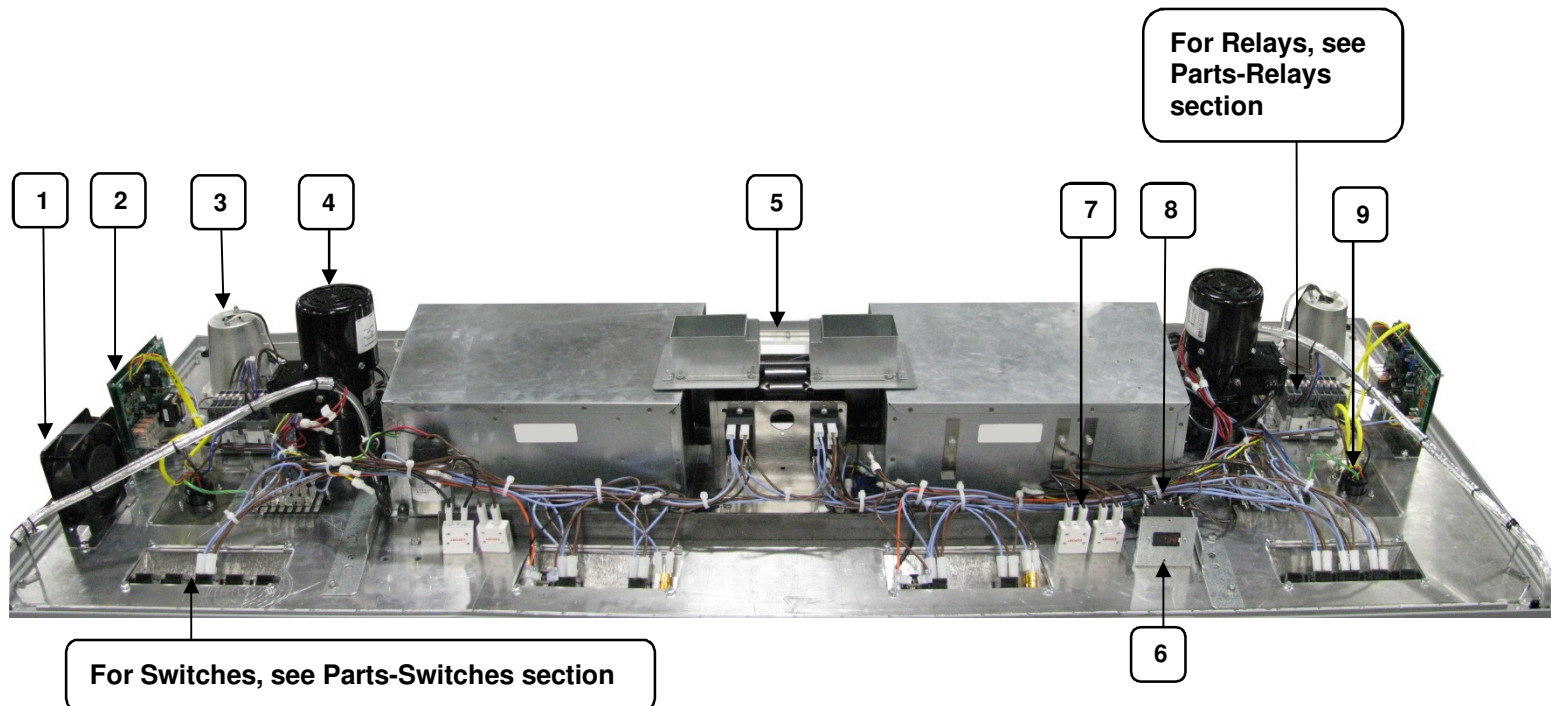
Item	Part No.	Description
1	<a href="#">48018</a>	Axial Fan
	<a href="#">48037</a>	Axial Fan (Export)
2	<a href="#">41001</a>	Temperature Control Board
3	<a href="#">47047</a>	Lamp Holder (x2)
4	<a href="#">41449R</a>	Kettle Drive Motor
	<a href="#">41500R</a>	Kettle Drive Motor (Export)
5	<a href="#">62845</a>	Double Blower Exhaust
	<a href="#">62845EX</a>	Double Blower Exhaust (Export)
6	<a href="#">55254</a>	CB Bracket
7	<a href="#">47364</a>	Circuit Breaker, 15A (Domestic) (x2)
	<a href="#">48659</a>	Circuit Breaker, 10A (Export) (x2)
8	<a href="#">55222</a>	Kettle Shunt Trip Breaker
	<a href="#">55224</a>	Kettle Shunt Trip Breaker (Export)
9	<a href="#">55165</a>	Kettle Receptacle Assembly (x2)
	<a href="#">55165EX</a>	Kettle Receptacle Assembly (Export) (x2)

## Motor Plate Assembly – Dual Kettle Models



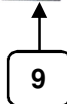





Item	Part No.	Description
1	<a href="#">48018</a>	Axial Fan
	<a href="#">48037</a>	Axial Fan (Export)
2	<a href="#">41001</a>	Temperature Control Board
3	<a href="#">47047</a>	Lamp Holder (x2)
4	<a href="#">41449R</a>	Kettle Drive Motor
	<a href="#">41500R</a>	Kettle Drive Motor (Export)
5	<a href="#">62845</a>	Double Blower Exhaust
	<a href="#">62845EX</a>	Double Blower Exhaust (Export)
6	<a href="#">55254</a>	CB Bracket
7	<a href="#">47364</a>	Circuit Breaker, 15A (Domestic) (x2)
	<a href="#">48659</a>	Circuit Breaker, 10A (Export) (x2)
8	<a href="#">55222</a>	Kettle Shunt Trip Breaker
	<a href="#">55224</a>	Kettle Shunt Trip Breaker (Export)
9	<a href="#">55165</a>	Kettle Receptacle Assembly (x2)
	<a href="#">55165EX</a>	Kettle Receptacle Assembly (Export) (x2)

## Motor Plate Assembly – Dual Kettle Models



Item	Part No.	Description
1	<a href="#">48018</a>	Axial Fan
	<a href="#">48037</a>	Axial Fan (Export)
2	<a href="#">41001</a>	Temperature Control Board
3	<a href="#">47047</a>	Lamp Holder (x2)
4	<a href="#">41449R</a>	Kettle Drive Motor
	<a href="#">41500R</a>	Kettle Drive Motor (Export)
5	<a href="#">62845</a>	Double Blower Exhaust
	<a href="#">62845EX</a>	Double Blower Exhaust (Export)
6	<a href="#">55254</a>	CB Bracket
7	<a href="#">47364</a>	Circuit Breaker, 15A (Domestic) (x2)
	<a href="#">48659</a>	Circuit Breaker, 10A (Export) (x2)
8	<a href="#">55222</a>	Kettle Shunt Trip Breaker
	<a href="#">55224</a>	Kettle Shunt Trip Breaker (Export)
9	<a href="#">55165</a>	Kettle Receptacle Assembly (x2)
	<a href="#">55165EX</a>	Kettle Receptacle Assembly (Export) (x2)

## Parts – Switches and Lights

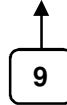







Item	Part No.	Description
1	<a href="#">55440</a>	Salt / Sweet Switch
2	<a href="#">48786</a>	Switch Cover - for Salt / Sweet Switch only
3	<a href="#">41031</a>	Oil Momentary
4	<a href="#">48660</a>	Green Pilot Light
	<a href="#">48660EX</a>	Green Pilot Light (Export)
5	<a href="#">42798</a>	Lighted Rocker Switch
6	<a href="#">55039</a>	Load/Dump Pilot Light - Amber
	<a href="#">55039EX</a>	Load/Dump Pilot Light - Amber (Export)
7	<a href="#">82675</a>	On/On Rocker Switch - Pass-thru models only**
8	<a href="#">39410</a>	3 Position Rocker Switch - Flexi-Pop models only
9	<a href="#">55050</a>	Switch, Rocker SPDT * - Salt/Sweet only

\*Used only in models with a 48" cabinet and both Flexi and Salt-Sweet Options

\*\* Pass-thru only. For standard heat switch, see item # 5.

## Parts – Switches and Lights

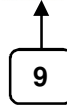







Item	Part No.	Description
1	<a href="#">55440</a>	Salt / Sweet Switch
2	<a href="#">48786</a>	Switch Cover - for Salt / Sweet Switch only
3	<a href="#">41031</a>	Oil Momentary
4	<a href="#">48660</a>	Green Pilot Light
	<a href="#">48660EX</a>	Green Pilot Light (Export)
5	<a href="#">42798</a>	Lighted Rocker Switch
6	<a href="#">55039</a>	Load/Dump Pilot Light - Amber
	<a href="#">55039EX</a>	Load/Dump Pilot Light - Amber (Export)
7	<a href="#">82675</a>	On/On Rocker Switch - Pass-thru models only**
8	<a href="#">39410</a>	3 Position Rocker Switch - Flexi-Pop models only
9	<a href="#">55050</a>	Switch, Rocker SPDT * - Salt/Sweet only

\*Used only in models with a 48" cabinet and both Flexi and Salt-Sweet Options

\*\* Pass-thru only. For standard heat switch, see item # 5.

## Parts – Switches and Lights

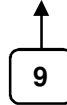







Item	Part No.	Description
1	<a href="#">55440</a>	Salt / Sweet Switch
2	<a href="#">48786</a>	Switch Cover - for Salt / Sweet Switch only
3	<a href="#">41031</a>	Oil Momentary
4	<a href="#">48660</a>	Green Pilot Light
	<a href="#">48660EX</a>	Green Pilot Light (Export)
5	<a href="#">42798</a>	Lighted Rocker Switch
6	<a href="#">55039</a>	Load/Dump Pilot Light - Amber
	<a href="#">55039EX</a>	Load/Dump Pilot Light - Amber (Export)
7	<a href="#">82675</a>	On/On Rocker Switch - Pass-thru models only**
8	<a href="#">39410</a>	3 Position Rocker Switch - Flexi-Pop models only
9	<a href="#">55050</a>	Switch, Rocker SPDT * - Salt/Sweet only

\*Used only in models with a 48" cabinet and both Flexi and Salt-Sweet Options

\*\* Pass-thru only. For standard heat switch, see item # 5.

## Parts – Switches and Lights

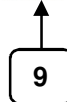







Item	Part No.	Description
1	<a href="#">55440</a>	Salt / Sweet Switch
2	<a href="#">48786</a>	Switch Cover - for Salt / Sweet Switch only
3	<a href="#">41031</a>	Oil Momentary
4	<a href="#">48660</a>	Green Pilot Light
	<a href="#">48660EX</a>	Green Pilot Light (Export)
5	<a href="#">42798</a>	Lighted Rocker Switch
6	<a href="#">55039</a>	Load/Dump Pilot Light - Amber
	<a href="#">55039EX</a>	Load/Dump Pilot Light - Amber (Export)
7	<a href="#">82675</a>	On/On Rocker Switch - Pass-thru models only**
8	<a href="#">39410</a>	3 Position Rocker Switch - Flexi-Pop models only
9	<a href="#">55050</a>	Switch, Rocker SPDT * - Salt/Sweet only

\*Used only in models with a 48" cabinet and both Flexi and Salt-Sweet Options

\*\* Pass-thru only. For standard heat switch, see item # 5.

## Parts – Switches and Lights

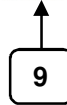







Item	Part No.	Description
1	<a href="#">55440</a>	Salt / Sweet Switch
2	<a href="#">48786</a>	Switch Cover - for Salt / Sweet Switch only
3	<a href="#">41031</a>	Oil Momentary
4	<a href="#">48660</a>	Green Pilot Light
	<a href="#">48660EX</a>	Green Pilot Light (Export)
5	<a href="#">42798</a>	Lighted Rocker Switch
6	<a href="#">55039</a>	Load/Dump Pilot Light - Amber
	<a href="#">55039EX</a>	Load/Dump Pilot Light - Amber (Export)
7	<a href="#">82675</a>	On/On Rocker Switch - Pass-thru models only**
8	<a href="#">39410</a>	3 Position Rocker Switch - Flexi-Pop models only
9	<a href="#">55050</a>	Switch, Rocker SPDT * - Salt/Sweet only

\*Used only in models with a 48" cabinet and both Flexi and Salt-Sweet Options

\*\* Pass-thru only. For standard heat switch, see item # 5.

## Parts – Switches and Lights

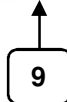







Item	Part No.	Description
1	<a href="#">55440</a>	Salt / Sweet Switch
2	<a href="#">48786</a>	Switch Cover - for Salt / Sweet Switch only
3	<a href="#">41031</a>	Oil Momentary
4	<a href="#">48660</a>	Green Pilot Light
	<a href="#">48660EX</a>	Green Pilot Light (Export)
5	<a href="#">42798</a>	Lighted Rocker Switch
6	<a href="#">55039</a>	Load/Dump Pilot Light - Amber
	<a href="#">55039EX</a>	Load/Dump Pilot Light - Amber (Export)
7	<a href="#">82675</a>	On/On Rocker Switch - Pass-thru models only**
8	<a href="#">39410</a>	3 Position Rocker Switch - Flexi-Pop models only
9	<a href="#">55050</a>	Switch, Rocker SPDT * - Salt/Sweet only

\*Used only in models with a 48" cabinet and both Flexi and Salt-Sweet Options

\*\* Pass-thru only. For standard heat switch, see item # 5.

## Parts – Switches and Lights








Item	Part No.	Description
1	<a href="#">55440</a>	Salt / Sweet Switch
2	<a href="#">48786</a>	Switch Cover - for Salt / Sweet Switch only
3	<a href="#">41031</a>	Oil Momentary
4	<a href="#">48660</a>	Green Pilot Light
	<a href="#">48660EX</a>	Green Pilot Light (Export)
5	<a href="#">42798</a>	Lighted Rocker Switch
6	<a href="#">55039</a>	Load/Dump Pilot Light - Amber
	<a href="#">55039EX</a>	Load/Dump Pilot Light - Amber (Export)
7	<a href="#">82675</a>	On/On Rocker Switch - Pass-thru models only**
8	<a href="#">39410</a>	3 Position Rocker Switch - Flexi-Pop models only
9	<a href="#">55050</a>	Switch, Rocker SPDT * - Salt/Sweet only

\*Used only in models with a 48" cabinet and both Flexi and Salt-Sweet Options

\*\* Pass-thru only. For standard heat switch, see item # 5.

## Parts – Switches and Lights



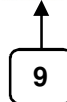





9

Item	Part No.	Description
1	<a href="#">55440</a>	Salt / Sweet Switch
2	<a href="#">48786</a>	Switch Cover - for Salt / Sweet Switch only
3	<a href="#">41031</a>	Oil Momentary
4	<a href="#">48660</a>	Green Pilot Light
	<a href="#">48660EX</a>	Green Pilot Light (Export)
5	<a href="#">42798</a>	Lighted Rocker Switch
6	<a href="#">55039</a>	Load/Dump Pilot Light - Amber
	<a href="#">55039EX</a>	Load/Dump Pilot Light - Amber (Export)
7	<a href="#">82675</a>	On/On Rocker Switch - Pass-thru models only**
8	<a href="#">39410</a>	3 Position Rocker Switch - Flexi-Pop models only
9	<a href="#">55050</a>	Switch, Rocker SPDT * - Salt/Sweet only

\*Used only in models with a 48" cabinet and both Flexi and Salt-Sweet Options

\*\* Pass-thru only. For standard heat switch, see item # 5.

## Parts – Switches and Lights

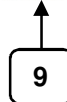







Item	Part No.	Description
1	<a href="#">55440</a>	Salt / Sweet Switch
2	<a href="#">48786</a>	Switch Cover - for Salt / Sweet Switch only
3	<a href="#">41031</a>	Oil Momentary
4	<a href="#">48660</a>	Green Pilot Light
	<a href="#">48660EX</a>	Green Pilot Light (Export)
5	<a href="#">42798</a>	Lighted Rocker Switch
6	<a href="#">55039</a>	Load/Dump Pilot Light - Amber
	<a href="#">55039EX</a>	Load/Dump Pilot Light - Amber (Export)
7	<a href="#">82675</a>	On/On Rocker Switch - Pass-thru models only**
8	<a href="#">39410</a>	3 Position Rocker Switch - Flexi-Pop models only
9	<a href="#">55050</a>	Switch, Rocker SPDT * - Salt/Sweet only

\*Used only in models with a 48" cabinet and both Flexi and Salt-Sweet Options

\*\* Pass-thru only. For standard heat switch, see item # 5.

## Parts – Switches and Lights








Item	Part No.	Description
1	<a href="#">55440</a>	Salt / Sweet Switch
2	<a href="#">48786</a>	Switch Cover - for Salt / Sweet Switch only
3	<a href="#">41031</a>	Oil Momentary
4	<a href="#">48660</a>	Green Pilot Light
	<a href="#">48660EX</a>	Green Pilot Light (Export)
5	<a href="#">42798</a>	Lighted Rocker Switch
6	<a href="#">55039</a>	Load/Dump Pilot Light - Amber
	<a href="#">55039EX</a>	Load/Dump Pilot Light - Amber (Export)
7	<a href="#">82675</a>	On/On Rocker Switch - Pass-thru models only**
8	<a href="#">39410</a>	3 Position Rocker Switch - Flexi-Pop models only
9	<a href="#">55050</a>	Switch, Rocker SPDT * - Salt/Sweet only

\*Used only in models with a 48" cabinet and both Flexi and Salt-Sweet Options

\*\* Pass-thru only. For standard heat switch, see item # 5.

## Parts – Switches and Lights




9

Item	Part No.	Description
1	<a href="#">55440</a>	Salt / Sweet Switch
2	<a href="#">48786</a>	Switch Cover - for Salt / Sweet Switch only
3	<a href="#">41031</a>	Oil Momentary
4	<a href="#">48660</a>	Green Pilot Light
	<a href="#">48660EX</a>	Green Pilot Light (Export)
5	<a href="#">42798</a>	Lighted Rocker Switch
6	<a href="#">55039</a>	Load/Dump Pilot Light - Amber
	<a href="#">55039EX</a>	Load/Dump Pilot Light - Amber (Export)
7	<a href="#">82675</a>	On/On Rocker Switch - Pass-thru models only**
8	<a href="#">39410</a>	3 Position Rocker Switch - Flexi-Pop models only
9	<a href="#">55050</a>	Switch, Rocker SPDT * - Salt/Sweet only


\*Used only in models with a 48" cabinet and both Flexi and Salt-Sweet Options

\*\* Pass-thru only. For standard heat switch, see item # 5.

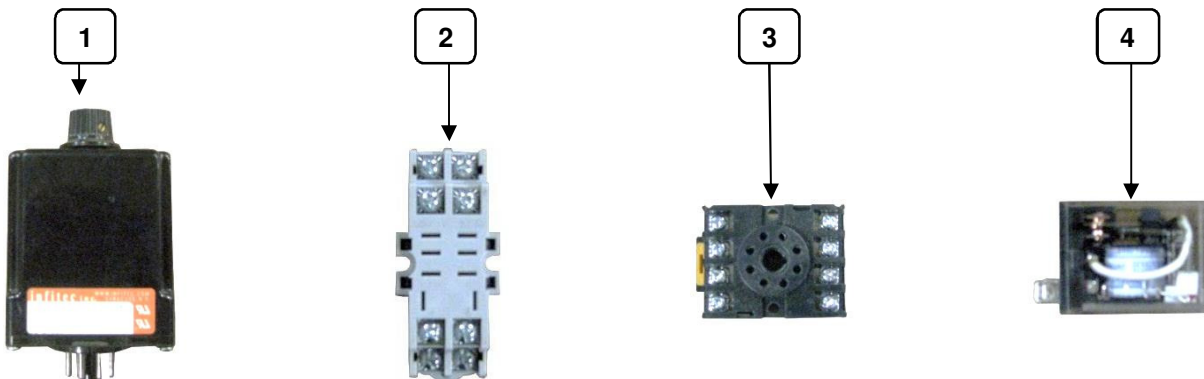
## Parts – Relays



Item	Part No.	Description
1	55219	Relay/30A/DPST/120V Coil/Domestic
	55219EX	Relay/30A/DPST/240V Coil/Export
2	46081	Relay/30A/DPDT/120V Coil/Domestic Flexi-Pop
3	48590	Relay/30A/DPST-NO/120V Coil/4 Terminals/Domestic
	48590EX	Relay/30A/DPST-NO/240V Coil/4 Terminals/Export
4	48645	Relay/30A/DPDT/120V Coil/6 Terminals/Domestic
	48645EX	Relay/30A/DPDT/240V Coil/6 Terminals/Export
5	89082	Contacteur IEC/220V Coil/Export
6	48912	Contacteur IEC/40A/120V Coil/Domestic
7	48945	Contacteur IEC/32A/120V Coil/Domestic
8	89858	Relay/30A/DPDT/240V Coil/Export




## Ventilation Control Components – “V” Models Only





Item	Part No.	Description
1	55157	Timer
2	89085	Relay Socket
3	79141	8 Pin Timer Socket
4	55036	Relay

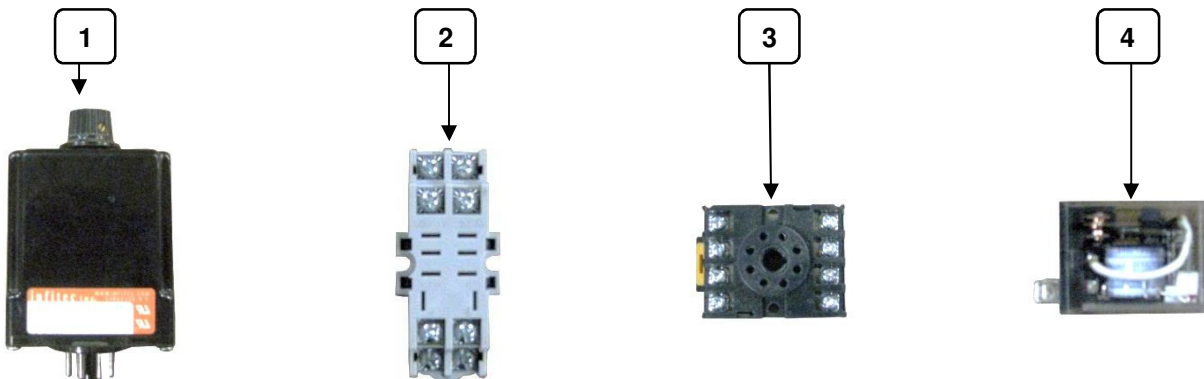
## Parts – Relays



Item	Part No.	Description
1	55219	Relay/30A/DPST/120V Coil/Domestic
	55219EX	Relay/30A/DPST/240V Coil/Export
2	46081	Relay/30A/DPDT/120V Coil/Domestic Flexi-Pop
3	48590	Relay/30A/DPST-NO/120V Coil/4 Terminals/Domestic
	48590EX	Relay/30A/DPST-NO/240V Coil/4 Terminals/Export
4	48645	Relay/30A/DPDT/120V Coil/6 Terminals/Domestic
	48645EX	Relay/30A/DPDT/240V Coil/6 Terminals/Export
5	89082	Contacteur IEC/220V Coil/Export
6	48912	Contacteur IEC/40A/120V Coil/Domestic
7	48945	Contacteur IEC/32A/120V Coil/Domestic
8	89858	Relay/30A/DPDT/240V Coil/Export




## Ventilation Control Components – “V” Models Only





Item	Part No.	Description
1	55157	Timer
2	89085	Relay Socket
3	79141	8 Pin Timer Socket
4	55036	Relay

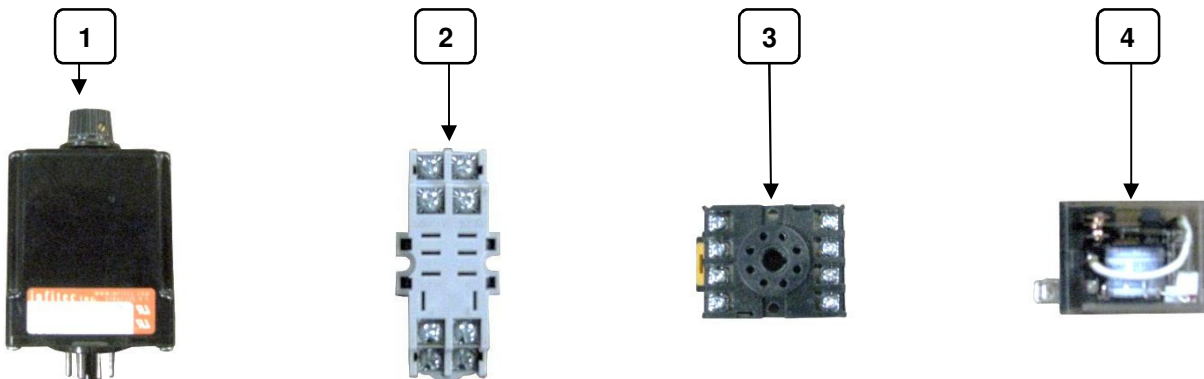
## Parts – Relays



Item	Part No.	Description
1	55219	Relay/30A/DPST/120V Coil/Domestic
	55219EX	Relay/30A/DPST/240V Coil/Export
2	46081	Relay/30A/DPDT/120V Coil/Domestic Flexi-Pop
3	48590	Relay/30A/DPST-NO/120V Coil/4 Terminals/Domestic
	48590EX	Relay/30A/DPST-NO/240V Coil/4 Terminals/Export
4	48645	Relay/30A/DPDT/120V Coil/6 Terminals/Domestic
	48645EX	Relay/30A/DPDT/240V Coil/6 Terminals/Export
5	89082	Contacteur IEC/220V Coil/Export
6	48912	Contacteur IEC/40A/120V Coil/Domestic
7	48945	Contacteur IEC/32A/120V Coil/Domestic
8	89858	Relay/30A/DPDT/240V Coil/Export




## Ventilation Control Components – “V” Models Only





Item	Part No.	Description
1	55157	Timer
2	89085	Relay Socket
3	79141	8 Pin Timer Socket
4	55036	Relay

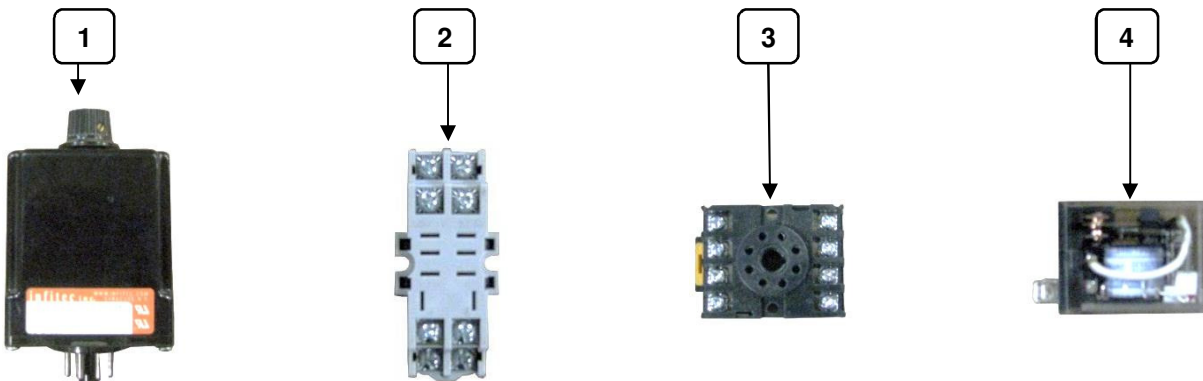
## Parts – Relays



Item	Part No.	Description
1	55219	Relay/30A/DPST/120V Coil/Domestic
	55219EX	Relay/30A/DPST/240V Coil/Export
2	46081	Relay/30A/DPDT/120V Coil/Domestic Flexi-Pop
3	48590	Relay/30A/DPST-NO/120V Coil/4 Terminals/Domestic
	48590EX	Relay/30A/DPST-NO/240V Coil/4 Terminals/Export
4	48645	Relay/30A/DPDT/120V Coil/6 Terminals/Domestic
	48645EX	Relay/30A/DPDT/240V Coil/6 Terminals/Export
5	89082	Contacteur IEC/220V Coil/Export
6	48912	Contacteur IEC/40A/120V Coil/Domestic
7	48945	Contacteur IEC/32A/120V Coil/Domestic
8	89858	Relay/30A/DPDT/240V Coil/Export




## Ventilation Control Components – “V” Models Only





Item	Part No.	Description
1	55157	Timer
2	89085	Relay Socket
3	79141	8 Pin Timer Socket
4	55036	Relay

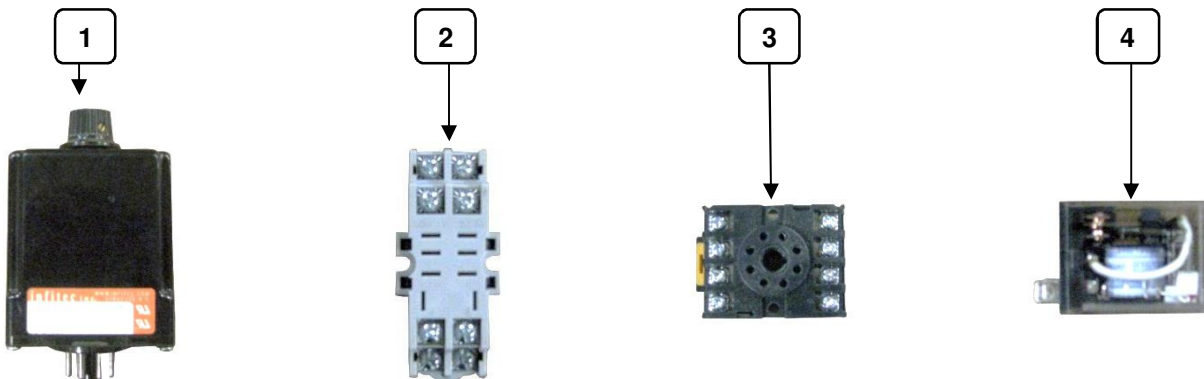
## Parts – Relays



Item	Part No.	Description
1	55219	Relay/30A/DPST/120V Coil/Domestic
	55219EX	Relay/30A/DPST/240V Coil/Export
2	46081	Relay/30A/DPDT/120V Coil/Domestic Flexi-Pop
3	48590	Relay/30A/DPST-NO/120V Coil/4 Terminals/Domestic
	48590EX	Relay/30A/DPST-NO/240V Coil/4 Terminals/Export
4	48645	Relay/30A/DPDT/120V Coil/6 Terminals/Domestic
	48645EX	Relay/30A/DPDT/240V Coil/6 Terminals/Export
5	89082	Contacteur IEC/220V Coil/Export
6	48912	Contacteur IEC/40A/120V Coil/Domestic
7	48945	Contacteur IEC/32A/120V Coil/Domestic
8	89858	Relay/30A/DPDT/240V Coil/Export




## Ventilation Control Components – “V” Models Only





Item	Part No.	Description
1	55157	Timer
2	89085	Relay Socket
3	79141	8 Pin Timer Socket
4	55036	Relay

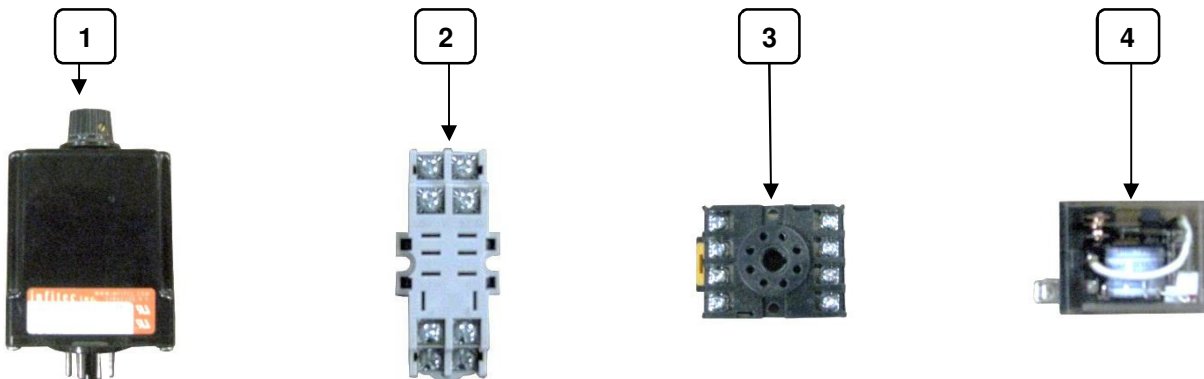
## Parts – Relays



Item	Part No.	Description
1	55219	Relay/30A/DPST/120V Coil/Domestic
	55219EX	Relay/30A/DPST/240V Coil/Export
2	46081	Relay/30A/DPDT/120V Coil/Domestic Flexi-Pop
3	48590	Relay/30A/DPST-NO/120V Coil/4 Terminals/Domestic
	48590EX	Relay/30A/DPST-NO/240V Coil/4 Terminals/Export
4	48645	Relay/30A/DPDT/120V Coil/6 Terminals/Domestic
	48645EX	Relay/30A/DPDT/240V Coil/6 Terminals/Export
5	89082	Contacteur IEC/220V Coil/Export
6	48912	Contacteur IEC/40A/120V Coil/Domestic
7	48945	Contacteur IEC/32A/120V Coil/Domestic
8	89858	Relay/30A/DPDT/240V Coil/Export




## Ventilation Control Components – “V” Models Only




Item	Part No.	Description
1	55157	Timer
2	89085	Relay Socket
3	79141	8 Pin Timer Socket
4	55036	Relay

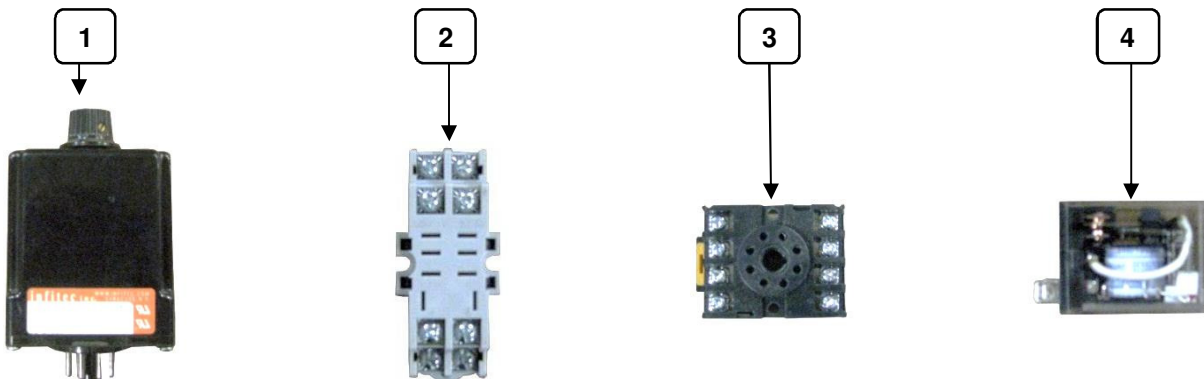
## Parts – Relays



Item	Part No.	Description
1	55219	Relay/30A/DPST/120V Coil/Domestic
	55219EX	Relay/30A/DPST/240V Coil/Export
2	46081	Relay/30A/DPDT/120V Coil/Domestic Flexi-Pop
3	48590	Relay/30A/DPST-NO/120V Coil/4 Terminals/Domestic
	48590EX	Relay/30A/DPST-NO/240V Coil/4 Terminals/Export
4	48645	Relay/30A/DPDT/120V Coil/6 Terminals/Domestic
	48645EX	Relay/30A/DPDT/240V Coil/6 Terminals/Export
5	89082	Contacteur IEC/220V Coil/Export
6	48912	Contacteur IEC/40A/120V Coil/Domestic
7	48945	Contacteur IEC/32A/120V Coil/Domestic
8	89858	Relay/30A/DPDT/240V Coil/Export




## Ventilation Control Components – “V” Models Only





Item	Part No.	Description
1	55157	Timer
2	89085	Relay Socket
3	79141	8 Pin Timer Socket
4	55036	Relay

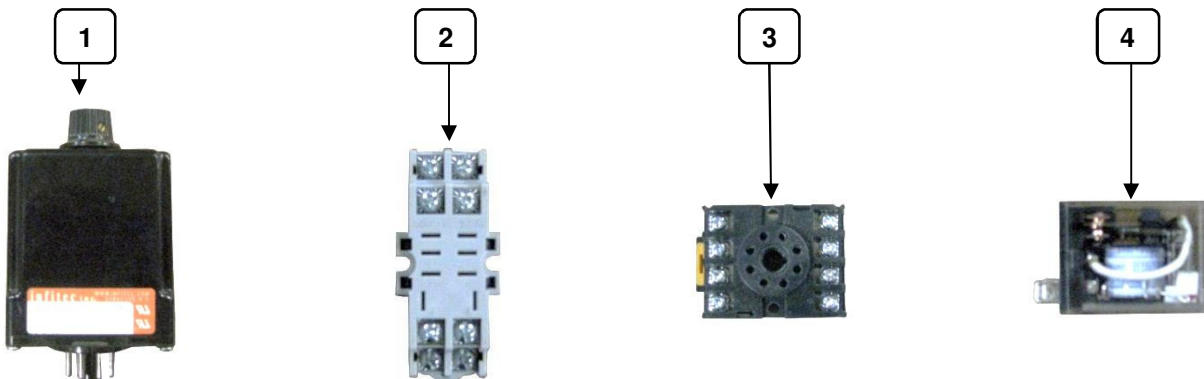
## Parts – Relays



Item	Part No.	Description
1	55219	Relay/30A/DPST/120V Coil/Domestic
	55219EX	Relay/30A/DPST/240V Coil/Export
2	46081	Relay/30A/DPDT/120V Coil/Domestic Flexi-Pop
3	48590	Relay/30A/DPST-NO/120V Coil/4 Terminals/Domestic
	48590EX	Relay/30A/DPST-NO/240V Coil/4 Terminals/Export
4	48645	Relay/30A/DPDT/120V Coil/6 Terminals/Domestic
	48645EX	Relay/30A/DPDT/240V Coil/6 Terminals/Export
5	89082	Contacteur IEC/220V Coil/Export
6	48912	Contacteur IEC/40A/120V Coil/Domestic
7	48945	Contacteur IEC/32A/120V Coil/Domestic
8	89858	Relay/30A/DPDT/240V Coil/Export




## Ventilation Control Components – “V” Models Only





Item	Part No.	Description
1	55157	Timer
2	89085	Relay Socket
3	79141	8 Pin Timer Socket
4	55036	Relay

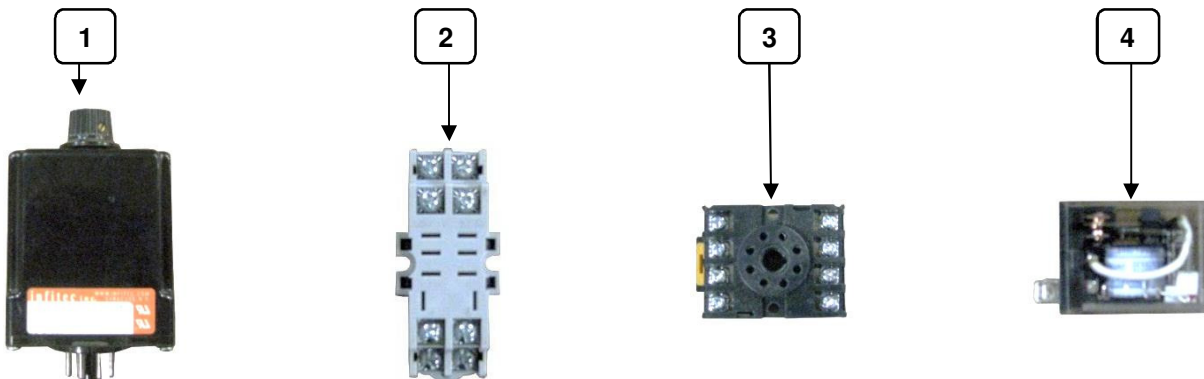
## Parts – Relays



Item	Part No.	Description
1	55219	Relay/30A/DPST/120V Coil/Domestic
	55219EX	Relay/30A/DPST/240V Coil/Export
2	46081	Relay/30A/DPDT/120V Coil/Domestic Flexi-Pop
3	48590	Relay/30A/DPST-NO/120V Coil/4 Terminals/Domestic
	48590EX	Relay/30A/DPST-NO/240V Coil/4 Terminals/Export
4	48645	Relay/30A/DPDT/120V Coil/6 Terminals/Domestic
	48645EX	Relay/30A/DPDT/240V Coil/6 Terminals/Export
5	89082	Contacteur IEC/220V Coil/Export
6	48912	Contacteur IEC/40A/120V Coil/Domestic
7	48945	Contacteur IEC/32A/120V Coil/Domestic
8	89858	Relay/30A/DPDT/240V Coil/Export




## Ventilation Control Components – “V” Models Only




Item	Part No.	Description
1	55157	Timer
2	89085	Relay Socket
3	79141	8 Pin Timer Socket
4	55036	Relay

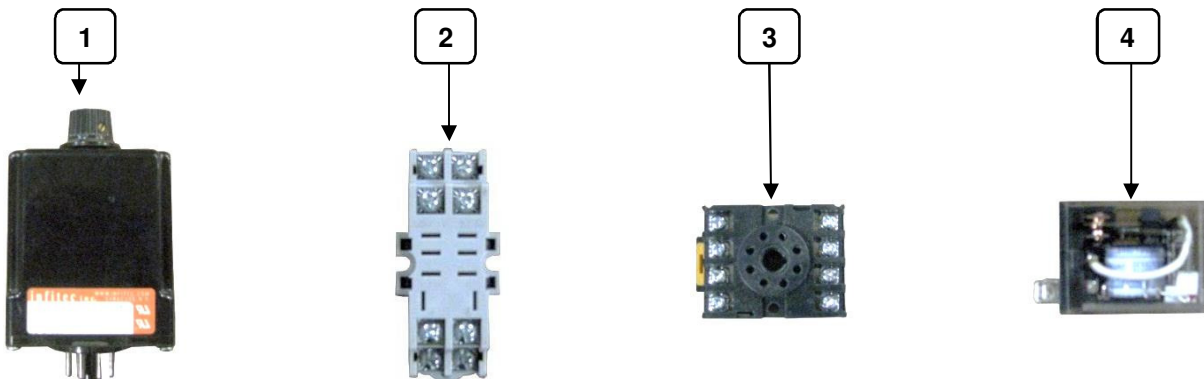
## Parts – Relays



Item	Part No.	Description
1	55219	Relay/30A/DPST/120V Coil/Domestic
	55219EX	Relay/30A/DPST/240V Coil/Export
2	46081	Relay/30A/DPDT/120V Coil/Domestic Flexi-Pop
3	48590	Relay/30A/DPST-NO/120V Coil/4 Terminals/Domestic
	48590EX	Relay/30A/DPST-NO/240V Coil/4 Terminals/Export
4	48645	Relay/30A/DPDT/120V Coil/6 Terminals/Domestic
	48645EX	Relay/30A/DPDT/240V Coil/6 Terminals/Export
5	89082	Contacteur IEC/220V Coil/Export
6	48912	Contacteur IEC/40A/120V Coil/Domestic
7	48945	Contacteur IEC/32A/120V Coil/Domestic
8	89858	Relay/30A/DPDT/240V Coil/Export




## Ventilation Control Components – “V” Models Only





Item	Part No.	Description
1	55157	Timer
2	89085	Relay Socket
3	79141	8 Pin Timer Socket
4	55036	Relay

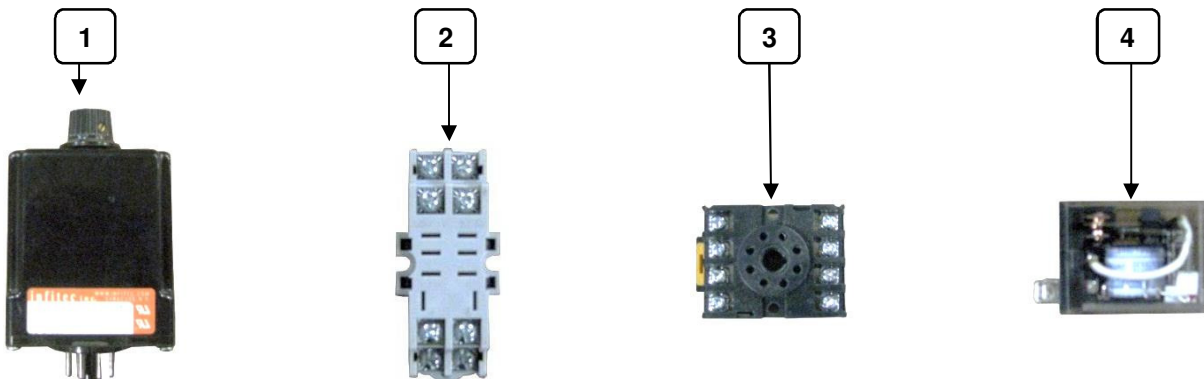
## Parts – Relays



Item	Part No.	Description
1	55219	Relay/30A/DPST/120V Coil/Domestic
	55219EX	Relay/30A/DPST/240V Coil/Export
2	46081	Relay/30A/DPDT/120V Coil/Domestic Flexi-Pop
3	48590	Relay/30A/DPST-NO/120V Coil/4 Terminals/Domestic
	48590EX	Relay/30A/DPST-NO/240V Coil/4 Terminals/Export
4	48645	Relay/30A/DPDT/120V Coil/6 Terminals/Domestic
	48645EX	Relay/30A/DPDT/240V Coil/6 Terminals/Export
5	89082	Contacteur IEC/220V Coil/Export
6	48912	Contacteur IEC/40A/120V Coil/Domestic
7	48945	Contacteur IEC/32A/120V Coil/Domestic
8	89858	Relay/30A/DPDT/240V Coil/Export




## Ventilation Control Components – “V” Models Only





Item	Part No.	Description
1	55157	Timer
2	89085	Relay Socket
3	79141	8 Pin Timer Socket
4	55036	Relay

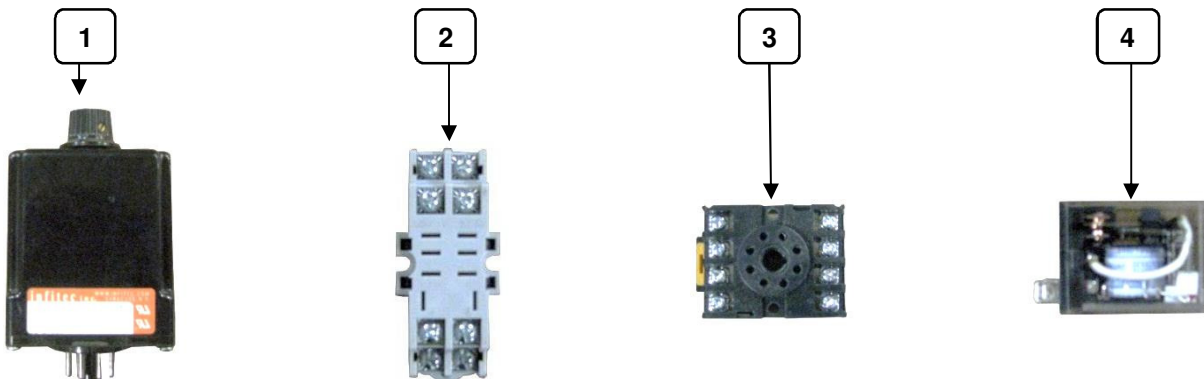
## Parts – Relays



Item	Part No.	Description
1	55219	Relay/30A/DPST/120V Coil/Domestic
	55219EX	Relay/30A/DPST/240V Coil/Export
2	46081	Relay/30A/DPDT/120V Coil/Domestic Flexi-Pop
3	48590	Relay/30A/DPST-NO/120V Coil/4 Terminals/Domestic
	48590EX	Relay/30A/DPST-NO/240V Coil/4 Terminals/Export
4	48645	Relay/30A/DPDT/120V Coil/6 Terminals/Domestic
	48645EX	Relay/30A/DPDT/240V Coil/6 Terminals/Export
5	89082	Contacteur IEC/220V Coil/Export
6	48912	Contacteur IEC/40A/120V Coil/Domestic
7	48945	Contacteur IEC/32A/120V Coil/Domestic
8	89858	Relay/30A/DPDT/240V Coil/Export




## Ventilation Control Components – “V” Models Only





Item	Part No.	Description
1	55157	Timer
2	89085	Relay Socket
3	79141	8 Pin Timer Socket
4	55036	Relay

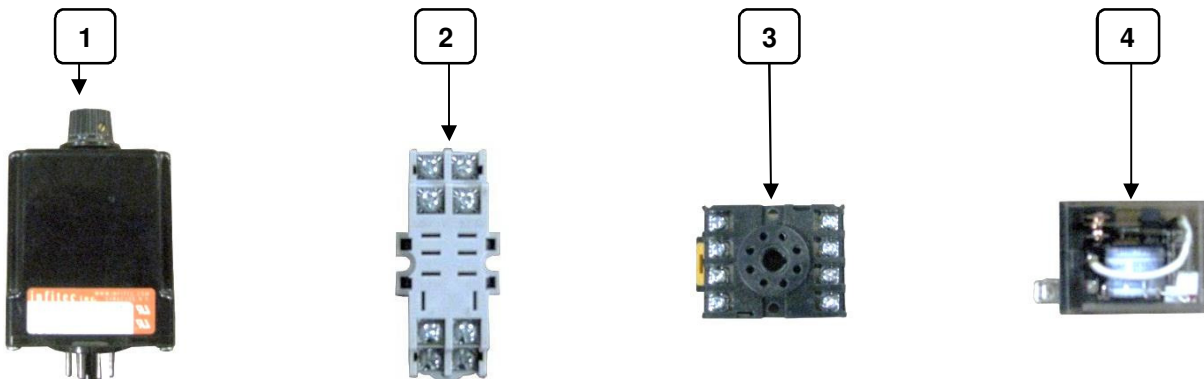
## Parts – Relays



Item	Part No.	Description
1	55219	Relay/30A/DPST/120V Coil/Domestic
	55219EX	Relay/30A/DPST/240V Coil/Export
2	46081	Relay/30A/DPDT/120V Coil/Domestic Flexi-Pop
3	48590	Relay/30A/DPST-NO/120V Coil/4 Terminals/Domestic
	48590EX	Relay/30A/DPST-NO/240V Coil/4 Terminals/Export
4	48645	Relay/30A/DPDT/120V Coil/6 Terminals/Domestic
	48645EX	Relay/30A/DPDT/240V Coil/6 Terminals/Export
5	89082	Contacteur IEC/220V Coil/Export
6	48912	Contacteur IEC/40A/120V Coil/Domestic
7	48945	Contacteur IEC/32A/120V Coil/Domestic
8	89858	Relay/30A/DPDT/240V Coil/Export




## Ventilation Control Components – “V” Models Only





Item	Part No.	Description
1	55157	Timer
2	89085	Relay Socket
3	79141	8 Pin Timer Socket
4	55036	Relay

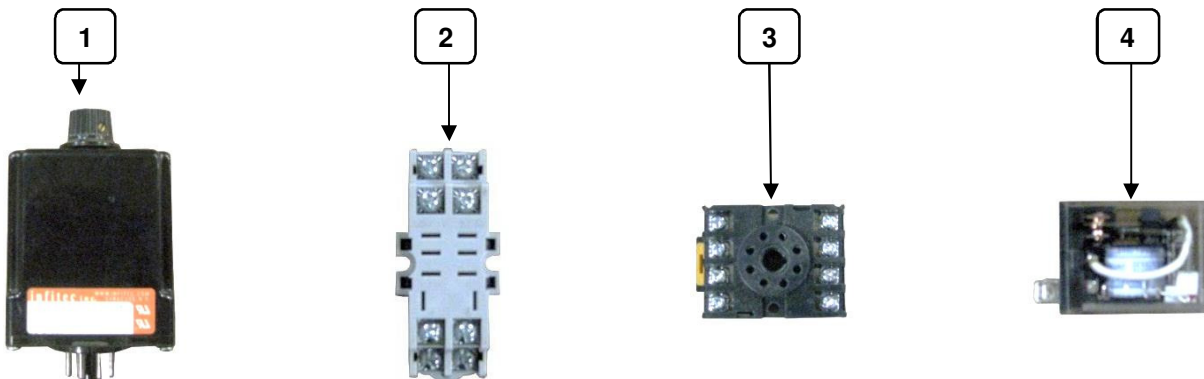
## Parts – Relays



Item	Part No.	Description
1	55219	Relay/30A/DPST/120V Coil/Domestic
	55219EX	Relay/30A/DPST/240V Coil/Export
2	46081	Relay/30A/DPDT/120V Coil/Domestic Flexi-Pop
3	48590	Relay/30A/DPST-NO/120V Coil/4 Terminals/Domestic
	48590EX	Relay/30A/DPST-NO/240V Coil/4 Terminals/Export
4	48645	Relay/30A/DPDT/120V Coil/6 Terminals/Domestic
	48645EX	Relay/30A/DPDT/240V Coil/6 Terminals/Export
5	89082	Contacteur IEC/220V Coil/Export
6	48912	Contacteur IEC/40A/120V Coil/Domestic
7	48945	Contacteur IEC/32A/120V Coil/Domestic
8	89858	Relay/30A/DPDT/240V Coil/Export




## Ventilation Control Components – “V” Models Only





Item	Part No.	Description
1	55157	Timer
2	89085	Relay Socket
3	79141	8 Pin Timer Socket
4	55036	Relay

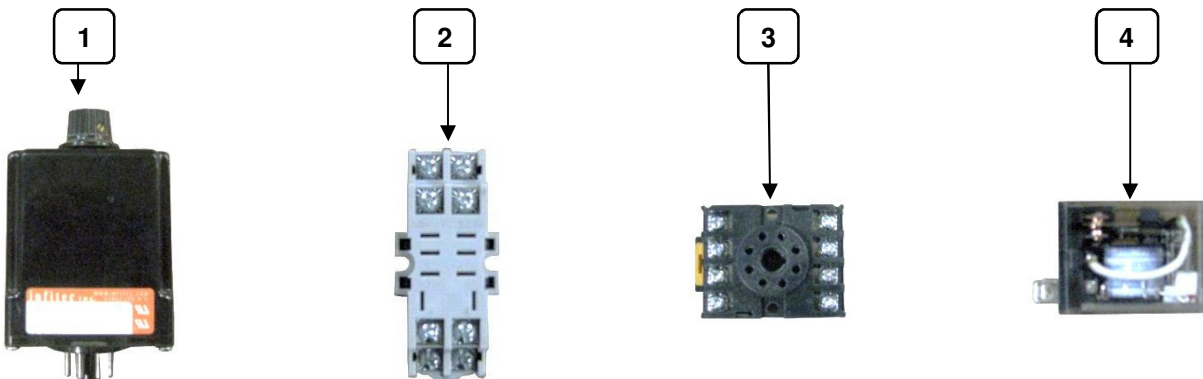
## Parts – Relays



Item	Part No.	Description
1	55219	Relay/30A/DPST/120V Coil/Domestic
	55219EX	Relay/30A/DPST/240V Coil/Export
2	46081	Relay/30A/DPDT/120V Coil/Domestic Flexi-Pop
3	48590	Relay/30A/DPST-NO/120V Coil/4 Terminals/Domestic
	48590EX	Relay/30A/DPST-NO/240V Coil/4 Terminals/Export
4	48645	Relay/30A/DPDT/120V Coil/6 Terminals/Domestic
	48645EX	Relay/30A/DPDT/240V Coil/6 Terminals/Export
5	89082	Contacteur IEC/220V Coil/Export
6	48912	Contacteur IEC/40A/120V Coil/Domestic
7	48945	Contacteur IEC/32A/120V Coil/Domestic
8	89858	Relay/30A/DPDT/240V Coil/Export

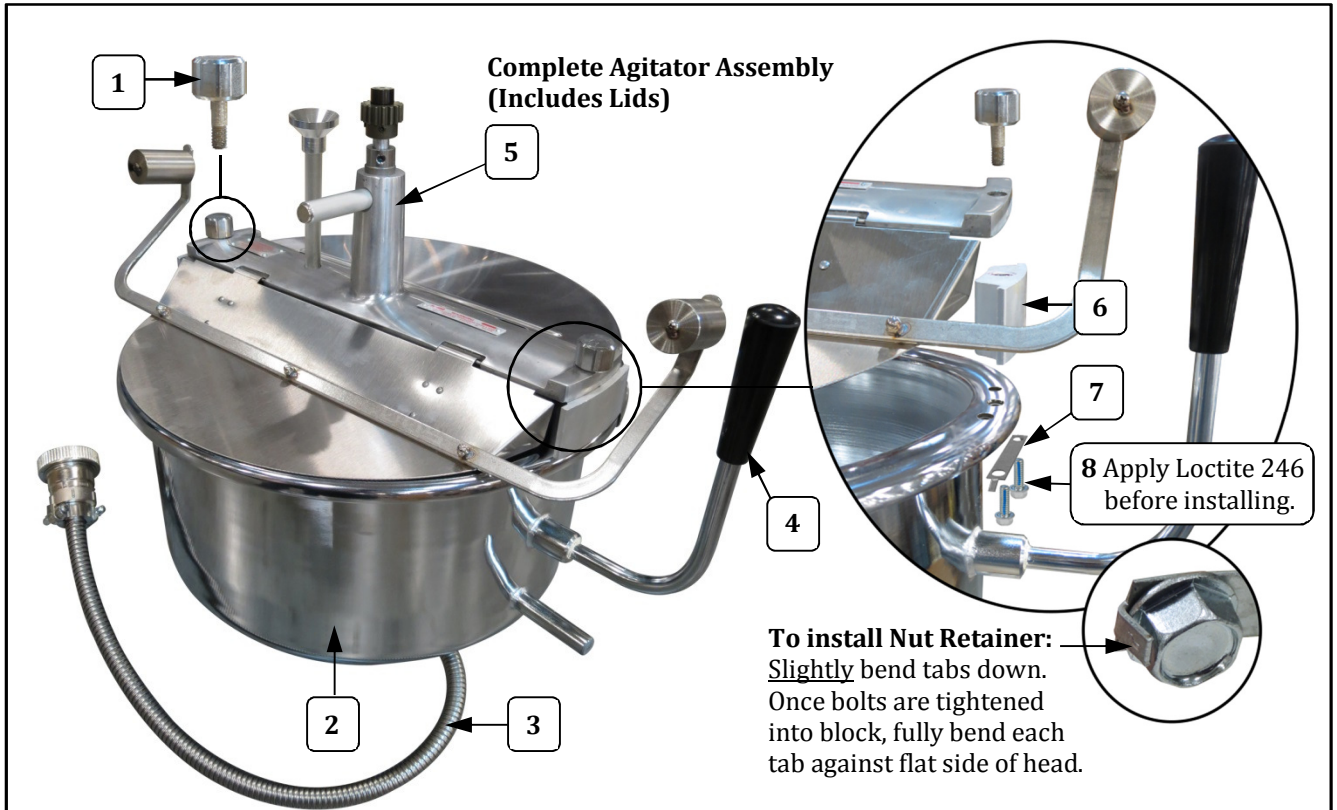


## Ventilation Control Components – “V” Models Only

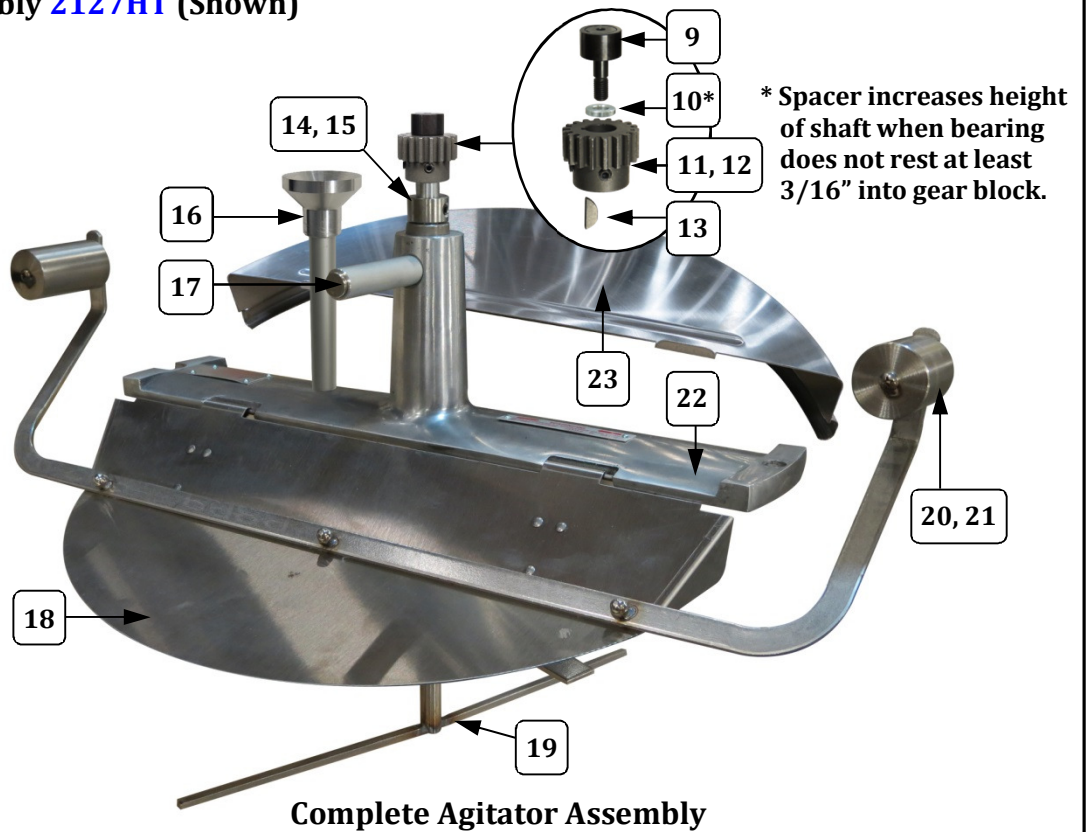


Item	Part No.	Description
1	55157	Timer
2	89085	Relay Socket
3	79141	8 Pin Timer Socket
4	55036	Relay

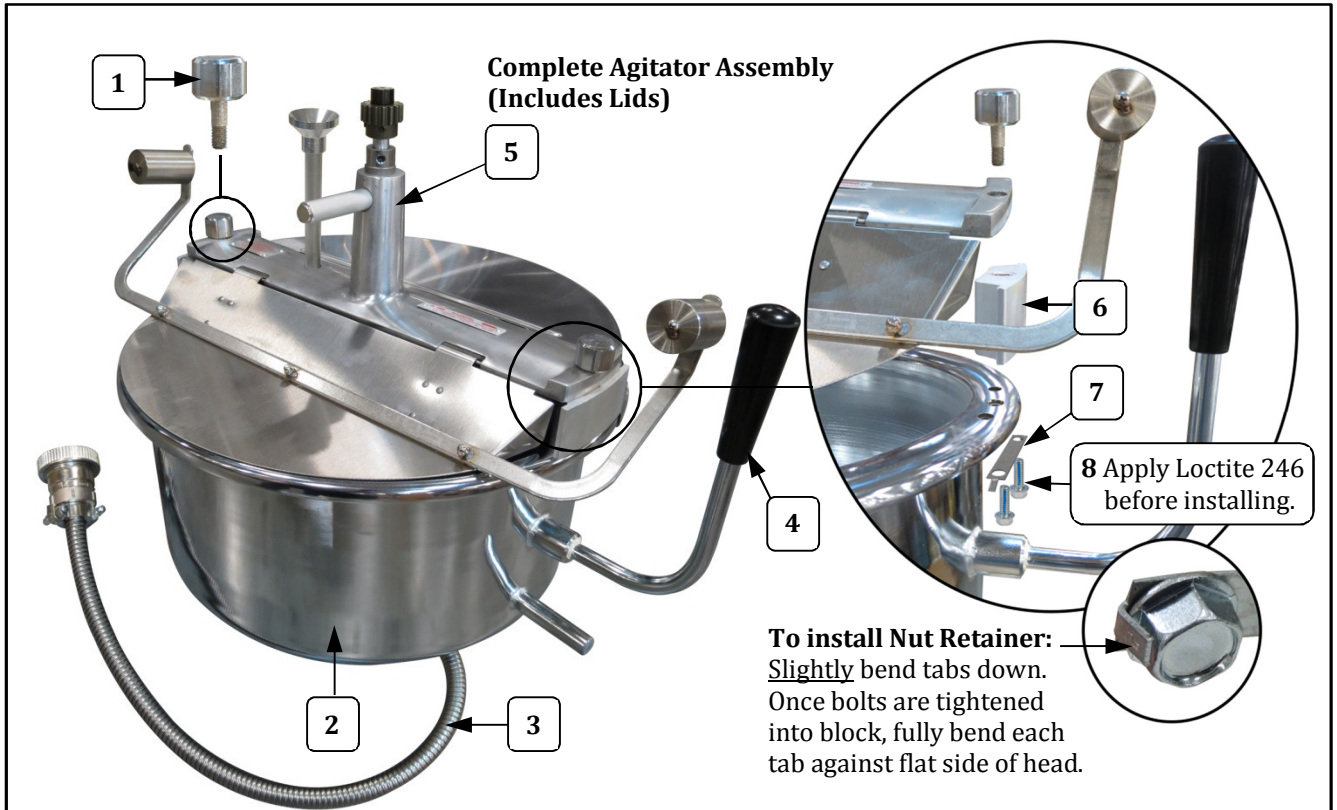
# 32 oz. High Top Kettle Assembly (2127HT, 2127HTL)



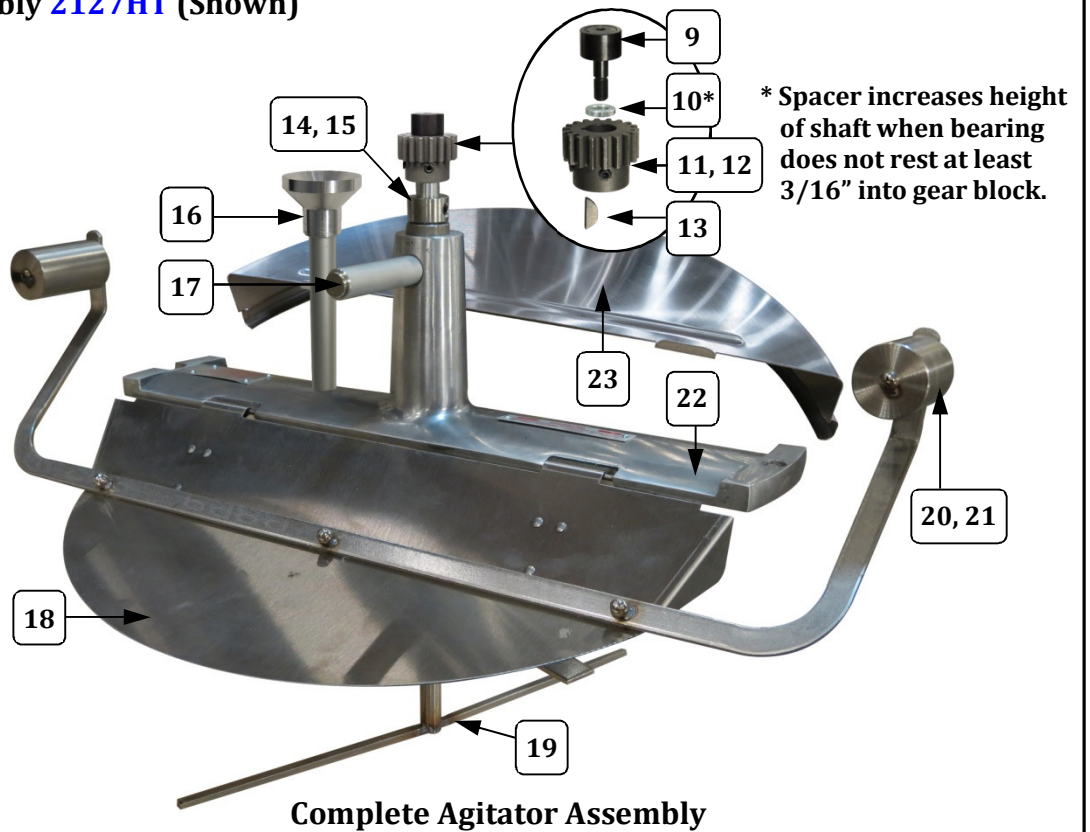
**Kettle Assembly 2127HT (Shown)**



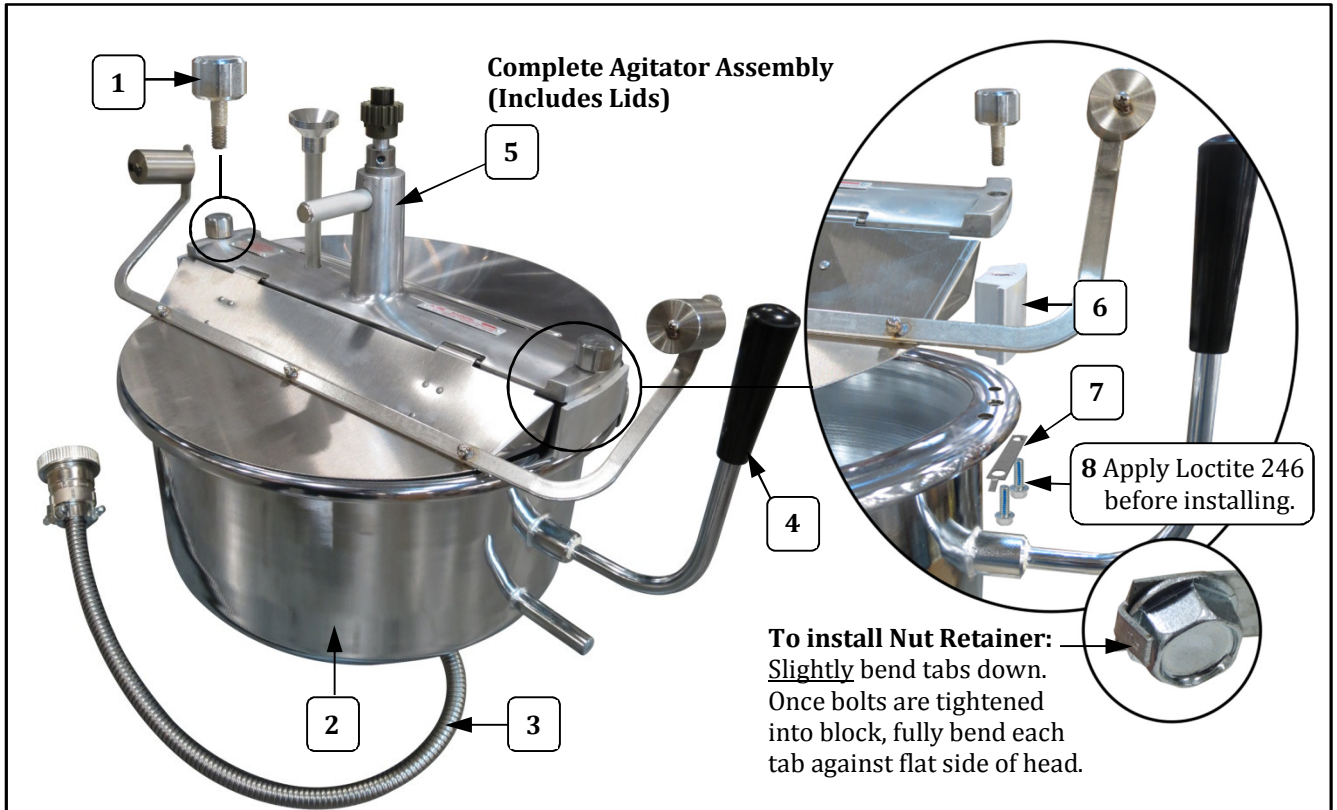
# 32 oz. High Top Kettle Assembly (2127HT, 2127HTL)



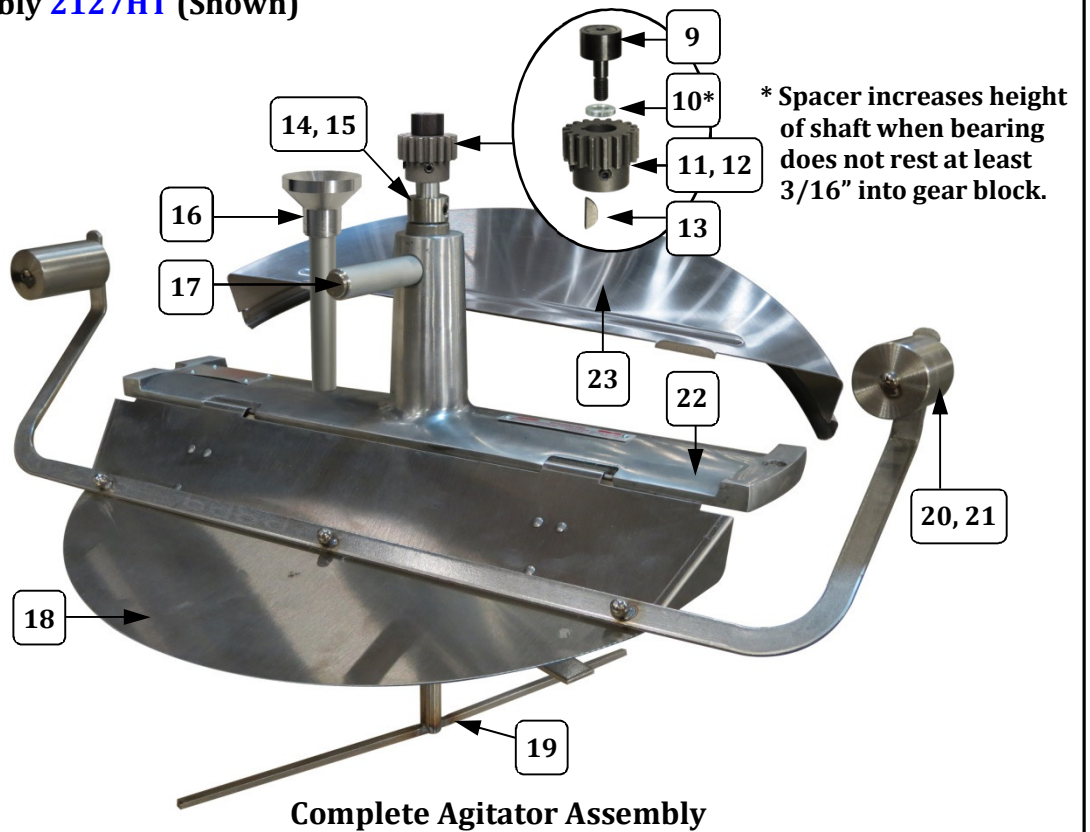
Kettle Assembly 2127HT (Shown)



# 32 oz. High Top Kettle Assembly (2127HT, 2127HTL)



**Kettle Assembly 2127HT (Shown)**



## 32 oz. High Top Kettle Assembly (2127HT, 2127HTL) Parts List

Item	Parts Description	Part Number	
		2127HT	2127HTL
1	CROSSBAR FASTENER	47977	47977
2	RH KETTLE BOTTOM ASSY (see next section for parts breakdown)	62300	
	LH KETTLE BOTTOM ASSY (see next section for parts breakdown)		62300L
3	KETTLE LEAD ASSEMBLY	55140	55140L
4	DUMP HANDLE PLASTIC	41139	41139
5	32 OZ LID AGITATOR ASSY (Complete Assy)	41775HT	41775HT
6	32 OZ TOP HAT BLOCK	46093	46093
7	NUT RETAINER	69315	69315
8	1/4-20x3/4 - 3/8 HEX (Apply Loctite 246 to screws before installing.)	106038	106038
9	BEARING, CAM FOLLOWER	61225	61225
10	SPACER (used to increase shaft height when Cam Follower Bearing does not rest at least 3/16" into Gear Block)	106035	106035
11	SPUR GEAR	41380	41380
12	SET SCREW #10-32 X 3/16	41742	41742
13	WOODRUFF KEY #3 1/8 X 1/2	41730	41730
14	SET COLLAR 1/2ID X 7/8OD (2 required)	47326	47326
15	SET SCREW 1/4-20 X 3/16 (2 required)	47751	47751
16	OIL TUBE W/FUNNEL (Oil Ready)	41239	41239
17	MAGNET HOLDER ASSY 32 OZ (Includes magnet and holder)	67925	67925
18	32 OZ REMOVABLE FRONT LID	68068	68068
19	AGITATOR WELD ASSY 32 OZ.	61221	61221
20	COUNTER WEIGHT, W-8/32 TAP	82108	82108
21	8-32 X 3/8 PH PAN HD M/S	42226	42226
22	CROSSBAR ASSY	41776HT	41776HT
23	32 OZ FIXED REAR LID	67918	67918

## 32 oz. High Top Kettle Assembly (2127HT, 2127HTL) Parts List

Item	Parts Description	Part Number	
		2127HT	2127HTL
1	CROSSBAR FASTENER	47977	47977
2	RH KETTLE BOTTOM ASSY (see next section for parts breakdown)	62300	
	LH KETTLE BOTTOM ASSY (see next section for parts breakdown)		62300L
3	KETTLE LEAD ASSEMBLY	55140	55140L
4	DUMP HANDLE PLASTIC	41139	41139
5	32 OZ LID AGITATOR ASSY (Complete Assy)	41775HT	41775HT
6	32 OZ TOP HAT BLOCK	46093	46093
7	NUT RETAINER	69315	69315
8	1/4-20x3/4 - 3/8 HEX (Apply Loctite 246 to screws before installing.)	106038	106038
9	BEARING, CAM FOLLOWER	61225	61225
10	SPACER (used to increase shaft height when Cam Follower Bearing does not rest at least 3/16" into Gear Block)	106035	106035
11	SPUR GEAR	41380	41380
12	SET SCREW #10-32 X 3/16	41742	41742
13	WOODRUFF KEY #3 1/8 X 1/2	41730	41730
14	SET COLLAR 1/2ID X 7/8OD (2 required)	47326	47326
15	SET SCREW 1/4-20 X 3/16 (2 required)	47751	47751
16	OIL TUBE W/FUNNEL (Oil Ready)	41239	41239
17	MAGNET HOLDER ASSY 32 OZ (Includes magnet and holder)	67925	67925
18	32 OZ REMOVABLE FRONT LID	68068	68068
19	AGITATOR WELD ASSY 32 OZ.	61221	61221
20	COUNTER WEIGHT, W-8/32 TAP	82108	82108
21	8-32 X 3/8 PH PAN HD M/S	42226	42226
22	CROSSBAR ASSY	41776HT	41776HT
23	32 OZ FIXED REAR LID	67918	67918

## 32 oz. High Top Kettle Assembly (2127HT, 2127HTL) Parts List

Item	Parts Description	Part Number	
		2127HT	2127HTL
1	CROSSBAR FASTENER	47977	47977
2	RH KETTLE BOTTOM ASSY (see next section for parts breakdown)	62300	
	LH KETTLE BOTTOM ASSY (see next section for parts breakdown)		62300L
3	KETTLE LEAD ASSEMBLY	55140	55140L
4	DUMP HANDLE PLASTIC	41139	41139
5	32 OZ LID AGITATOR ASSY (Complete Assy)	41775HT	41775HT
6	32 OZ TOP HAT BLOCK	46093	46093
7	NUT RETAINER	69315	69315
8	1/4-20x3/4 - 3/8 HEX (Apply Loctite 246 to screws before installing.)	106038	106038
9	BEARING, CAM FOLLOWER	61225	61225
10	SPACER (used to increase shaft height when Cam Follower Bearing does not rest at least 3/16" into Gear Block)	106035	106035
11	SPUR GEAR	41380	41380
12	SET SCREW #10-32 X 3/16	41742	41742
13	WOODRUFF KEY #3 1/8 X 1/2	41730	41730
14	SET COLLAR 1/2ID X 7/8OD (2 required)	47326	47326
15	SET SCREW 1/4-20 X 3/16 (2 required)	47751	47751
16	OIL TUBE W/FUNNEL (Oil Ready)	41239	41239
17	MAGNET HOLDER ASSY 32 OZ (Includes magnet and holder)	67925	67925
18	32 OZ REMOVABLE FRONT LID	68068	68068
19	AGITATOR WELD ASSY 32 OZ.	61221	61221
20	COUNTER WEIGHT, W-8/32 TAP	82108	82108
21	8-32 X 3/8 PH PAN HD M/S	42226	42226
22	CROSSBAR ASSY	41776HT	41776HT
23	32 OZ FIXED REAR LID	67918	67918

## 32 oz. High Top Kettle Assembly (2127HT, 2127HTL) Parts List

Item	Parts Description	Part Number	
		2127HT	2127HTL
1	CROSSBAR FASTENER	47977	47977
2	RH KETTLE BOTTOM ASSY (see next section for parts breakdown)	62300	
	LH KETTLE BOTTOM ASSY (see next section for parts breakdown)		62300L
3	KETTLE LEAD ASSEMBLY	55140	55140L
4	DUMP HANDLE PLASTIC	41139	41139
5	32 OZ LID AGITATOR ASSY (Complete Assy)	41775HT	41775HT
6	32 OZ TOP HAT BLOCK	46093	46093
7	NUT RETAINER	69315	69315
8	1/4-20x3/4 - 3/8 HEX (Apply Loctite 246 to screws before installing.)	106038	106038
9	BEARING, CAM FOLLOWER	61225	61225
10	SPACER (used to increase shaft height when Cam Follower Bearing does not rest at least 3/16" into Gear Block)	106035	106035
11	SPUR GEAR	41380	41380
12	SET SCREW #10-32 X 3/16	41742	41742
13	WOODRUFF KEY #3 1/8 X 1/2	41730	41730
14	SET COLLAR 1/2ID X 7/8OD (2 required)	47326	47326
15	SET SCREW 1/4-20 X 3/16 (2 required)	47751	47751
16	OIL TUBE W/FUNNEL (Oil Ready)	41239	41239
17	MAGNET HOLDER ASSY 32 OZ (Includes magnet and holder)	67925	67925
18	32 OZ REMOVABLE FRONT LID	68068	68068
19	AGITATOR WELD ASSY 32 OZ.	61221	61221
20	COUNTER WEIGHT, W-8/32 TAP	82108	82108
21	8-32 X 3/8 PH PAN HD M/S	42226	42226
22	CROSSBAR ASSY	41776HT	41776HT
23	32 OZ FIXED REAR LID	67918	67918

## 32 oz. High Top Kettle Assembly (2127HT, 2127HTL) Parts List

Item	Parts Description	Part Number	
		2127HT	2127HTL
1	CROSSBAR FASTENER	47977	47977
2	RH KETTLE BOTTOM ASSY (see next section for parts breakdown)	62300	
	LH KETTLE BOTTOM ASSY (see next section for parts breakdown)		62300L
3	KETTLE LEAD ASSEMBLY	55140	55140L
4	DUMP HANDLE PLASTIC	41139	41139
5	32 OZ LID AGITATOR ASSY (Complete Assy)	41775HT	41775HT
6	32 OZ TOP HAT BLOCK	46093	46093
7	NUT RETAINER	69315	69315
8	1/4-20x3/4 - 3/8 HEX (Apply Loctite 246 to screws before installing.)	106038	106038
9	BEARING, CAM FOLLOWER	61225	61225
10	SPACER (used to increase shaft height when Cam Follower Bearing does not rest at least 3/16" into Gear Block)	106035	106035
11	SPUR GEAR	41380	41380
12	SET SCREW #10-32 X 3/16	41742	41742
13	WOODRUFF KEY #3 1/8 X 1/2	41730	41730
14	SET COLLAR 1/2ID X 7/8OD (2 required)	47326	47326
15	SET SCREW 1/4-20 X 3/16 (2 required)	47751	47751
16	OIL TUBE W/FUNNEL (Oil Ready)	41239	41239
17	MAGNET HOLDER ASSY 32 OZ (Includes magnet and holder)	67925	67925
18	32 OZ REMOVABLE FRONT LID	68068	68068
19	AGITATOR WELD ASSY 32 OZ.	61221	61221
20	COUNTER WEIGHT, W-8/32 TAP	82108	82108
21	8-32 X 3/8 PH PAN HD M/S	42226	42226
22	CROSSBAR ASSY	41776HT	41776HT
23	32 OZ FIXED REAR LID	67918	67918

## 32 oz. High Top Kettle Assembly (2127HT, 2127HTL) Parts List

Item	Parts Description	Part Number	
		2127HT	2127HTL
1	CROSSBAR FASTENER	47977	47977
2	RH KETTLE BOTTOM ASSY (see next section for parts breakdown)	62300	
	LH KETTLE BOTTOM ASSY (see next section for parts breakdown)		62300L
3	KETTLE LEAD ASSEMBLY	55140	55140L
4	DUMP HANDLE PLASTIC	41139	41139
5	32 OZ LID AGITATOR ASSY (Complete Assy)	41775HT	41775HT
6	32 OZ TOP HAT BLOCK	46093	46093
7	NUT RETAINER	69315	69315
8	1/4-20x3/4 - 3/8 HEX (Apply Loctite 246 to screws before installing.)	106038	106038
9	BEARING, CAM FOLLOWER	61225	61225
10	SPACER (used to increase shaft height when Cam Follower Bearing does not rest at least 3/16" into Gear Block)	106035	106035
11	SPUR GEAR	41380	41380
12	SET SCREW #10-32 X 3/16	41742	41742
13	WOODRUFF KEY #3 1/8 X 1/2	41730	41730
14	SET COLLAR 1/2ID X 7/8OD (2 required)	47326	47326
15	SET SCREW 1/4-20 X 3/16 (2 required)	47751	47751
16	OIL TUBE W/FUNNEL (Oil Ready)	41239	41239
17	MAGNET HOLDER ASSY 32 OZ (Includes magnet and holder)	67925	67925
18	32 OZ REMOVABLE FRONT LID	68068	68068
19	AGITATOR WELD ASSY 32 OZ.	61221	61221
20	COUNTER WEIGHT, W-8/32 TAP	82108	82108
21	8-32 X 3/8 PH PAN HD M/S	42226	42226
22	CROSSBAR ASSY	41776HT	41776HT
23	32 OZ FIXED REAR LID	67918	67918

## 32 oz. High Top Kettle Assembly (2127HT, 2127HTL) Parts List

Item	Parts Description	Part Number	
		2127HT	2127HTL
1	CROSSBAR FASTENER	47977	47977
2	RH KETTLE BOTTOM ASSY (see next section for parts breakdown)	62300	
	LH KETTLE BOTTOM ASSY (see next section for parts breakdown)		62300L
3	KETTLE LEAD ASSEMBLY	55140	55140L
4	DUMP HANDLE PLASTIC	41139	41139
5	32 OZ LID AGITATOR ASSY (Complete Assy)	41775HT	41775HT
6	32 OZ TOP HAT BLOCK	46093	46093
7	NUT RETAINER	69315	69315
8	1/4-20x3/4 - 3/8 HEX (Apply Loctite 246 to screws before installing.)	106038	106038
9	BEARING, CAM FOLLOWER	61225	61225
10	SPACER (used to increase shaft height when Cam Follower Bearing does not rest at least 3/16" into Gear Block)	106035	106035
11	SPUR GEAR	41380	41380
12	SET SCREW #10-32 X 3/16	41742	41742
13	WOODRUFF KEY #3 1/8 X 1/2	41730	41730
14	SET COLLAR 1/2ID X 7/8OD (2 required)	47326	47326
15	SET SCREW 1/4-20 X 3/16 (2 required)	47751	47751
16	OIL TUBE W/FUNNEL (Oil Ready)	41239	41239
17	MAGNET HOLDER ASSY 32 OZ (Includes magnet and holder)	67925	67925
18	32 OZ REMOVABLE FRONT LID	68068	68068
19	AGITATOR WELD ASSY 32 OZ.	61221	61221
20	COUNTER WEIGHT, W-8/32 TAP	82108	82108
21	8-32 X 3/8 PH PAN HD M/S	42226	42226
22	CROSSBAR ASSY	41776HT	41776HT
23	32 OZ FIXED REAR LID	67918	67918

## 32 oz. High Top Kettle Assembly (2127HT, 2127HTL) Parts List

Item	Parts Description	Part Number	
		2127HT	2127HTL
1	CROSSBAR FASTENER	47977	47977
2	RH KETTLE BOTTOM ASSY (see next section for parts breakdown)	62300	
	LH KETTLE BOTTOM ASSY (see next section for parts breakdown)		62300L
3	KETTLE LEAD ASSEMBLY	55140	55140L
4	DUMP HANDLE PLASTIC	41139	41139
5	32 OZ LID AGITATOR ASSY (Complete Assy)	41775HT	41775HT
6	32 OZ TOP HAT BLOCK	46093	46093
7	NUT RETAINER	69315	69315
8	1/4-20x3/4 - 3/8 HEX (Apply Loctite 246 to screws before installing.)	106038	106038
9	BEARING, CAM FOLLOWER	61225	61225
10	SPACER (used to increase shaft height when Cam Follower Bearing does not rest at least 3/16" into Gear Block)	106035	106035
11	SPUR GEAR	41380	41380
12	SET SCREW #10-32 X 3/16	41742	41742
13	WOODRUFF KEY #3 1/8 X 1/2	41730	41730
14	SET COLLAR 1/2ID X 7/8OD (2 required)	47326	47326
15	SET SCREW 1/4-20 X 3/16 (2 required)	47751	47751
16	OIL TUBE W/FUNNEL (Oil Ready)	41239	41239
17	MAGNET HOLDER ASSY 32 OZ (Includes magnet and holder)	67925	67925
18	32 OZ REMOVABLE FRONT LID	68068	68068
19	AGITATOR WELD ASSY 32 OZ.	61221	61221
20	COUNTER WEIGHT, W-8/32 TAP	82108	82108
21	8-32 X 3/8 PH PAN HD M/S	42226	42226
22	CROSSBAR ASSY	41776HT	41776HT
23	32 OZ FIXED REAR LID	67918	67918

## 32 oz. High Top Kettle Assembly (2127HT, 2127HTL) Parts List

Item	Parts Description	Part Number	
		2127HT	2127HTL
1	CROSSBAR FASTENER	47977	47977
2	RH KETTLE BOTTOM ASSY (see next section for parts breakdown)	62300	
	LH KETTLE BOTTOM ASSY (see next section for parts breakdown)		62300L
3	KETTLE LEAD ASSEMBLY	55140	55140L
4	DUMP HANDLE PLASTIC	41139	41139
5	32 OZ LID AGITATOR ASSY (Complete Assy)	41775HT	41775HT
6	32 OZ TOP HAT BLOCK	46093	46093
7	NUT RETAINER	69315	69315
8	1/4-20x3/4 - 3/8 HEX (Apply Loctite 246 to screws before installing.)	106038	106038
9	BEARING, CAM FOLLOWER	61225	61225
10	SPACER (used to increase shaft height when Cam Follower Bearing does not rest at least 3/16" into Gear Block)	106035	106035
11	SPUR GEAR	41380	41380
12	SET SCREW #10-32 X 3/16	41742	41742
13	WOODRUFF KEY #3 1/8 X 1/2	41730	41730
14	SET COLLAR 1/2ID X 7/8OD (2 required)	47326	47326
15	SET SCREW 1/4-20 X 3/16 (2 required)	47751	47751
16	OIL TUBE W/FUNNEL (Oil Ready)	41239	41239
17	MAGNET HOLDER ASSY 32 OZ (Includes magnet and holder)	67925	67925
18	32 OZ REMOVABLE FRONT LID	68068	68068
19	AGITATOR WELD ASSY 32 OZ.	61221	61221
20	COUNTER WEIGHT, W-8/32 TAP	82108	82108
21	8-32 X 3/8 PH PAN HD M/S	42226	42226
22	CROSSBAR ASSY	41776HT	41776HT
23	32 OZ FIXED REAR LID	67918	67918

## 32 oz. High Top Kettle Assembly (2127HT, 2127HTL) Parts List

Item	Parts Description	Part Number	
		2127HT	2127HTL
1	CROSSBAR FASTENER	47977	47977
2	RH KETTLE BOTTOM ASSY (see next section for parts breakdown)	62300	
	LH KETTLE BOTTOM ASSY (see next section for parts breakdown)		62300L
3	KETTLE LEAD ASSEMBLY	55140	55140L
4	DUMP HANDLE PLASTIC	41139	41139
5	32 OZ LID AGITATOR ASSY (Complete Assy)	41775HT	41775HT
6	32 OZ TOP HAT BLOCK	46093	46093
7	NUT RETAINER	69315	69315
8	1/4-20x3/4 - 3/8 HEX (Apply Loctite 246 to screws before installing.)	106038	106038
9	BEARING, CAM FOLLOWER	61225	61225
10	SPACER (used to increase shaft height when Cam Follower Bearing does not rest at least 3/16" into Gear Block)	106035	106035
11	SPUR GEAR	41380	41380
12	SET SCREW #10-32 X 3/16	41742	41742
13	WOODRUFF KEY #3 1/8 X 1/2	41730	41730
14	SET COLLAR 1/2ID X 7/8OD (2 required)	47326	47326
15	SET SCREW 1/4-20 X 3/16 (2 required)	47751	47751
16	OIL TUBE W/FUNNEL (Oil Ready)	41239	41239
17	MAGNET HOLDER ASSY 32 OZ (Includes magnet and holder)	67925	67925
18	32 OZ REMOVABLE FRONT LID	68068	68068
19	AGITATOR WELD ASSY 32 OZ.	61221	61221
20	COUNTER WEIGHT, W-8/32 TAP	82108	82108
21	8-32 X 3/8 PH PAN HD M/S	42226	42226
22	CROSSBAR ASSY	41776HT	41776HT
23	32 OZ FIXED REAR LID	67918	67918

## 32 oz. High Top Kettle Assembly (2127HT, 2127HTL) Parts List

Item	Parts Description	Part Number	
		2127HT	2127HTL
1	CROSSBAR FASTENER	47977	47977
2	RH KETTLE BOTTOM ASSY (see next section for parts breakdown)	62300	
	LH KETTLE BOTTOM ASSY (see next section for parts breakdown)		62300L
3	KETTLE LEAD ASSEMBLY	55140	55140L
4	DUMP HANDLE PLASTIC	41139	41139
5	32 OZ LID AGITATOR ASSY (Complete Assy)	41775HT	41775HT
6	32 OZ TOP HAT BLOCK	46093	46093
7	NUT RETAINER	69315	69315
8	1/4-20x3/4 - 3/8 HEX (Apply Loctite 246 to screws before installing.)	106038	106038
9	BEARING, CAM FOLLOWER	61225	61225
10	SPACER (used to increase shaft height when Cam Follower Bearing does not rest at least 3/16" into Gear Block)	106035	106035
11	SPUR GEAR	41380	41380
12	SET SCREW #10-32 X 3/16	41742	41742
13	WOODRUFF KEY #3 1/8 X 1/2	41730	41730
14	SET COLLAR 1/2ID X 7/8OD (2 required)	47326	47326
15	SET SCREW 1/4-20 X 3/16 (2 required)	47751	47751
16	OIL TUBE W/FUNNEL (Oil Ready)	41239	41239
17	MAGNET HOLDER ASSY 32 OZ (Includes magnet and holder)	67925	67925
18	32 OZ REMOVABLE FRONT LID	68068	68068
19	AGITATOR WELD ASSY 32 OZ.	61221	61221
20	COUNTER WEIGHT, W-8/32 TAP	82108	82108
21	8-32 X 3/8 PH PAN HD M/S	42226	42226
22	CROSSBAR ASSY	41776HT	41776HT
23	32 OZ FIXED REAR LID	67918	67918

## 32 oz. High Top Kettle Assembly (2127HT, 2127HTL) Parts List

Item	Parts Description	Part Number	
		2127HT	2127HTL
1	CROSSBAR FASTENER	47977	47977
2	RH KETTLE BOTTOM ASSY (see next section for parts breakdown)	62300	
	LH KETTLE BOTTOM ASSY (see next section for parts breakdown)		62300L
3	KETTLE LEAD ASSEMBLY	55140	55140L
4	DUMP HANDLE PLASTIC	41139	41139
5	32 OZ LID AGITATOR ASSY (Complete Assy)	41775HT	41775HT
6	32 OZ TOP HAT BLOCK	46093	46093
7	NUT RETAINER	69315	69315
8	1/4-20x3/4 - 3/8 HEX (Apply Loctite 246 to screws before installing.)	106038	106038
9	BEARING, CAM FOLLOWER	61225	61225
10	SPACER (used to increase shaft height when Cam Follower Bearing does not rest at least 3/16" into Gear Block)	106035	106035
11	SPUR GEAR	41380	41380
12	SET SCREW #10-32 X 3/16	41742	41742
13	WOODRUFF KEY #3 1/8 X 1/2	41730	41730
14	SET COLLAR 1/2ID X 7/8OD (2 required)	47326	47326
15	SET SCREW 1/4-20 X 3/16 (2 required)	47751	47751
16	OIL TUBE W/FUNNEL (Oil Ready)	41239	41239
17	MAGNET HOLDER ASSY 32 OZ (Includes magnet and holder)	67925	67925
18	32 OZ REMOVABLE FRONT LID	68068	68068
19	AGITATOR WELD ASSY 32 OZ.	61221	61221
20	COUNTER WEIGHT, W-8/32 TAP	82108	82108
21	8-32 X 3/8 PH PAN HD M/S	42226	42226
22	CROSSBAR ASSY	41776HT	41776HT
23	32 OZ FIXED REAR LID	67918	67918

## 32 oz. High Top Kettle Assembly (2127HT, 2127HTL) Parts List

Item	Parts Description	Part Number	
		2127HT	2127HTL
1	CROSSBAR FASTENER	47977	47977
2	RH KETTLE BOTTOM ASSY (see next section for parts breakdown)	62300	
	LH KETTLE BOTTOM ASSY (see next section for parts breakdown)		62300L
3	KETTLE LEAD ASSEMBLY	55140	55140L
4	DUMP HANDLE PLASTIC	41139	41139
5	32 OZ LID AGITATOR ASSY (Complete Assy)	41775HT	41775HT
6	32 OZ TOP HAT BLOCK	46093	46093
7	NUT RETAINER	69315	69315
8	1/4-20x3/4 - 3/8 HEX (Apply Loctite 246 to screws before installing.)	106038	106038
9	BEARING, CAM FOLLOWER	61225	61225
10	SPACER (used to increase shaft height when Cam Follower Bearing does not rest at least 3/16" into Gear Block)	106035	106035
11	SPUR GEAR	41380	41380
12	SET SCREW #10-32 X 3/16	41742	41742
13	WOODRUFF KEY #3 1/8 X 1/2	41730	41730
14	SET COLLAR 1/2ID X 7/8OD (2 required)	47326	47326
15	SET SCREW 1/4-20 X 3/16 (2 required)	47751	47751
16	OIL TUBE W/FUNNEL (Oil Ready)	41239	41239
17	MAGNET HOLDER ASSY 32 OZ (Includes magnet and holder)	67925	67925
18	32 OZ REMOVABLE FRONT LID	68068	68068
19	AGITATOR WELD ASSY 32 OZ.	61221	61221
20	COUNTER WEIGHT, W-8/32 TAP	82108	82108
21	8-32 X 3/8 PH PAN HD M/S	42226	42226
22	CROSSBAR ASSY	41776HT	41776HT
23	32 OZ FIXED REAR LID	67918	67918

## 32 oz. High Top Kettle Assembly (2127HT, 2127HTL) Parts List

Item	Parts Description	Part Number	
		2127HT	2127HTL
1	CROSSBAR FASTENER	47977	47977
2	RH KETTLE BOTTOM ASSY (see next section for parts breakdown)	62300	
	LH KETTLE BOTTOM ASSY (see next section for parts breakdown)		62300L
3	KETTLE LEAD ASSEMBLY	55140	55140L
4	DUMP HANDLE PLASTIC	41139	41139
5	32 OZ LID AGITATOR ASSY (Complete Assy)	41775HT	41775HT
6	32 OZ TOP HAT BLOCK	46093	46093
7	NUT RETAINER	69315	69315
8	1/4-20x3/4 - 3/8 HEX (Apply Loctite 246 to screws before installing.)	106038	106038
9	BEARING, CAM FOLLOWER	61225	61225
10	SPACER (used to increase shaft height when Cam Follower Bearing does not rest at least 3/16" into Gear Block)	106035	106035
11	SPUR GEAR	41380	41380
12	SET SCREW #10-32 X 3/16	41742	41742
13	WOODRUFF KEY #3 1/8 X 1/2	41730	41730
14	SET COLLAR 1/2ID X 7/8OD (2 required)	47326	47326
15	SET SCREW 1/4-20 X 3/16 (2 required)	47751	47751
16	OIL TUBE W/FUNNEL (Oil Ready)	41239	41239
17	MAGNET HOLDER ASSY 32 OZ (Includes magnet and holder)	67925	67925
18	32 OZ REMOVABLE FRONT LID	68068	68068
19	AGITATOR WELD ASSY 32 OZ.	61221	61221
20	COUNTER WEIGHT, W-8/32 TAP	82108	82108
21	8-32 X 3/8 PH PAN HD M/S	42226	42226
22	CROSSBAR ASSY	41776HT	41776HT
23	32 OZ FIXED REAR LID	67918	67918

## 32 oz. High Top Kettle Assembly (2127HT, 2127HTL) Parts List

Item	Parts Description	Part Number	
		2127HT	2127HTL
1	CROSSBAR FASTENER	47977	47977
2	RH KETTLE BOTTOM ASSY (see next section for parts breakdown)	62300	
	LH KETTLE BOTTOM ASSY (see next section for parts breakdown)		62300L
3	KETTLE LEAD ASSEMBLY	55140	55140L
4	DUMP HANDLE PLASTIC	41139	41139
5	32 OZ LID AGITATOR ASSY (Complete Assy)	41775HT	41775HT
6	32 OZ TOP HAT BLOCK	46093	46093
7	NUT RETAINER	69315	69315
8	1/4-20x3/4 - 3/8 HEX (Apply Loctite 246 to screws before installing.)	106038	106038
9	BEARING, CAM FOLLOWER	61225	61225
10	SPACER (used to increase shaft height when Cam Follower Bearing does not rest at least 3/16" into Gear Block)	106035	106035
11	SPUR GEAR	41380	41380
12	SET SCREW #10-32 X 3/16	41742	41742
13	WOODRUFF KEY #3 1/8 X 1/2	41730	41730
14	SET COLLAR 1/2ID X 7/8OD (2 required)	47326	47326
15	SET SCREW 1/4-20 X 3/16 (2 required)	47751	47751
16	OIL TUBE W/FUNNEL (Oil Ready)	41239	41239
17	MAGNET HOLDER ASSY 32 OZ (Includes magnet and holder)	67925	67925
18	32 OZ REMOVABLE FRONT LID	68068	68068
19	AGITATOR WELD ASSY 32 OZ.	61221	61221
20	COUNTER WEIGHT, W-8/32 TAP	82108	82108
21	8-32 X 3/8 PH PAN HD M/S	42226	42226
22	CROSSBAR ASSY	41776HT	41776HT
23	32 OZ FIXED REAR LID	67918	67918

## 32 oz. High Top Kettle Assembly (2127HT, 2127HTL) Parts List

Item	Parts Description	Part Number	
		2127HT	2127HTL
1	CROSSBAR FASTENER	47977	47977
2	RH KETTLE BOTTOM ASSY (see next section for parts breakdown)	62300	
	LH KETTLE BOTTOM ASSY (see next section for parts breakdown)		62300L
3	KETTLE LEAD ASSEMBLY	55140	55140L
4	DUMP HANDLE PLASTIC	41139	41139
5	32 OZ LID AGITATOR ASSY (Complete Assy)	41775HT	41775HT
6	32 OZ TOP HAT BLOCK	46093	46093
7	NUT RETAINER	69315	69315
8	1/4-20x3/4 - 3/8 HEX (Apply Loctite 246 to screws before installing.)	106038	106038
9	BEARING, CAM FOLLOWER	61225	61225
10	SPACER (used to increase shaft height when Cam Follower Bearing does not rest at least 3/16" into Gear Block)	106035	106035
11	SPUR GEAR	41380	41380
12	SET SCREW #10-32 X 3/16	41742	41742
13	WOODRUFF KEY #3 1/8 X 1/2	41730	41730
14	SET COLLAR 1/2ID X 7/8OD (2 required)	47326	47326
15	SET SCREW 1/4-20 X 3/16 (2 required)	47751	47751
16	OIL TUBE W/FUNNEL (Oil Ready)	41239	41239
17	MAGNET HOLDER ASSY 32 OZ (Includes magnet and holder)	67925	67925
18	32 OZ REMOVABLE FRONT LID	68068	68068
19	AGITATOR WELD ASSY 32 OZ.	61221	61221
20	COUNTER WEIGHT, W-8/32 TAP	82108	82108
21	8-32 X 3/8 PH PAN HD M/S	42226	42226
22	CROSSBAR ASSY	41776HT	41776HT
23	32 OZ FIXED REAR LID	67918	67918

## 32 oz. High Top Kettle Assembly (2127HT, 2127HTL) Parts List

Item	Parts Description	Part Number	
		2127HT	2127HTL
1	CROSSBAR FASTENER	47977	47977
2	RH KETTLE BOTTOM ASSY (see next section for parts breakdown)	62300	
	LH KETTLE BOTTOM ASSY (see next section for parts breakdown)		62300L
3	KETTLE LEAD ASSEMBLY	55140	55140L
4	DUMP HANDLE PLASTIC	41139	41139
5	32 OZ LID AGITATOR ASSY (Complete Assy)	41775HT	41775HT
6	32 OZ TOP HAT BLOCK	46093	46093
7	NUT RETAINER	69315	69315
8	1/4-20x3/4 - 3/8 HEX (Apply Loctite 246 to screws before installing.)	106038	106038
9	BEARING, CAM FOLLOWER	61225	61225
10	SPACER (used to increase shaft height when Cam Follower Bearing does not rest at least 3/16" into Gear Block)	106035	106035
11	SPUR GEAR	41380	41380
12	SET SCREW #10-32 X 3/16	41742	41742
13	WOODRUFF KEY #3 1/8 X 1/2	41730	41730
14	SET COLLAR 1/2ID X 7/8OD (2 required)	47326	47326
15	SET SCREW 1/4-20 X 3/16 (2 required)	47751	47751
16	OIL TUBE W/FUNNEL (Oil Ready)	41239	41239
17	MAGNET HOLDER ASSY 32 OZ (Includes magnet and holder)	67925	67925
18	32 OZ REMOVABLE FRONT LID	68068	68068
19	AGITATOR WELD ASSY 32 OZ.	61221	61221
20	COUNTER WEIGHT, W-8/32 TAP	82108	82108
21	8-32 X 3/8 PH PAN HD M/S	42226	42226
22	CROSSBAR ASSY	41776HT	41776HT
23	32 OZ FIXED REAR LID	67918	67918

## 32 oz. High Top Kettle Assembly (2127HT, 2127HTL) Parts List

Item	Parts Description	Part Number	
		2127HT	2127HTL
1	CROSSBAR FASTENER	47977	47977
2	RH KETTLE BOTTOM ASSY (see next section for parts breakdown)	62300	
	LH KETTLE BOTTOM ASSY (see next section for parts breakdown)		62300L
3	KETTLE LEAD ASSEMBLY	55140	55140L
4	DUMP HANDLE PLASTIC	41139	41139
5	32 OZ LID AGITATOR ASSY (Complete Assy)	41775HT	41775HT
6	32 OZ TOP HAT BLOCK	46093	46093
7	NUT RETAINER	69315	69315
8	1/4-20x3/4 - 3/8 HEX (Apply Loctite 246 to screws before installing.)	106038	106038
9	BEARING, CAM FOLLOWER	61225	61225
10	SPACER (used to increase shaft height when Cam Follower Bearing does not rest at least 3/16" into Gear Block)	106035	106035
11	SPUR GEAR	41380	41380
12	SET SCREW #10-32 X 3/16	41742	41742
13	WOODRUFF KEY #3 1/8 X 1/2	41730	41730
14	SET COLLAR 1/2ID X 7/8OD (2 required)	47326	47326
15	SET SCREW 1/4-20 X 3/16 (2 required)	47751	47751
16	OIL TUBE W/FUNNEL (Oil Ready)	41239	41239
17	MAGNET HOLDER ASSY 32 OZ (Includes magnet and holder)	67925	67925
18	32 OZ REMOVABLE FRONT LID	68068	68068
19	AGITATOR WELD ASSY 32 OZ.	61221	61221
20	COUNTER WEIGHT, W-8/32 TAP	82108	82108
21	8-32 X 3/8 PH PAN HD M/S	42226	42226
22	CROSSBAR ASSY	41776HT	41776HT
23	32 OZ FIXED REAR LID	67918	67918

## 32 oz. High Top Kettle Assembly (2127HT, 2127HTL) Parts List

Item	Parts Description	Part Number	
		2127HT	2127HTL
1	CROSSBAR FASTENER	47977	47977
2	RH KETTLE BOTTOM ASSY (see next section for parts breakdown)	62300	
	LH KETTLE BOTTOM ASSY (see next section for parts breakdown)		62300L
3	KETTLE LEAD ASSEMBLY	55140	55140L
4	DUMP HANDLE PLASTIC	41139	41139
5	32 OZ LID AGITATOR ASSY (Complete Assy)	41775HT	41775HT
6	32 OZ TOP HAT BLOCK	46093	46093
7	NUT RETAINER	69315	69315
8	1/4-20x3/4 - 3/8 HEX (Apply Loctite 246 to screws before installing.)	106038	106038
9	BEARING, CAM FOLLOWER	61225	61225
10	SPACER (used to increase shaft height when Cam Follower Bearing does not rest at least 3/16" into Gear Block)	106035	106035
11	SPUR GEAR	41380	41380
12	SET SCREW #10-32 X 3/16	41742	41742
13	WOODRUFF KEY #3 1/8 X 1/2	41730	41730
14	SET COLLAR 1/2ID X 7/8OD (2 required)	47326	47326
15	SET SCREW 1/4-20 X 3/16 (2 required)	47751	47751
16	OIL TUBE W/FUNNEL (Oil Ready)	41239	41239
17	MAGNET HOLDER ASSY 32 OZ (Includes magnet and holder)	67925	67925
18	32 OZ REMOVABLE FRONT LID	68068	68068
19	AGITATOR WELD ASSY 32 OZ.	61221	61221
20	COUNTER WEIGHT, W-8/32 TAP	82108	82108
21	8-32 X 3/8 PH PAN HD M/S	42226	42226
22	CROSSBAR ASSY	41776HT	41776HT
23	32 OZ FIXED REAR LID	67918	67918

## 32 oz. High Top Kettle Assembly (2127HT, 2127HTL) Parts List

Item	Parts Description	Part Number	
		2127HT	2127HTL
1	CROSSBAR FASTENER	47977	47977
2	RH KETTLE BOTTOM ASSY (see next section for parts breakdown)	62300	
	LH KETTLE BOTTOM ASSY (see next section for parts breakdown)		62300L
3	KETTLE LEAD ASSEMBLY	55140	55140L
4	DUMP HANDLE PLASTIC	41139	41139
5	32 OZ LID AGITATOR ASSY (Complete Assy)	41775HT	41775HT
6	32 OZ TOP HAT BLOCK	46093	46093
7	NUT RETAINER	69315	69315
8	1/4-20x3/4 - 3/8 HEX (Apply Loctite 246 to screws before installing.)	106038	106038
9	BEARING, CAM FOLLOWER	61225	61225
10	SPACER (used to increase shaft height when Cam Follower Bearing does not rest at least 3/16" into Gear Block)	106035	106035
11	SPUR GEAR	41380	41380
12	SET SCREW #10-32 X 3/16	41742	41742
13	WOODRUFF KEY #3 1/8 X 1/2	41730	41730
14	SET COLLAR 1/2ID X 7/8OD (2 required)	47326	47326
15	SET SCREW 1/4-20 X 3/16 (2 required)	47751	47751
16	OIL TUBE W/FUNNEL (Oil Ready)	41239	41239
17	MAGNET HOLDER ASSY 32 OZ (Includes magnet and holder)	67925	67925
18	32 OZ REMOVABLE FRONT LID	68068	68068
19	AGITATOR WELD ASSY 32 OZ.	61221	61221
20	COUNTER WEIGHT, W-8/32 TAP	82108	82108
21	8-32 X 3/8 PH PAN HD M/S	42226	42226
22	CROSSBAR ASSY	41776HT	41776HT
23	32 OZ FIXED REAR LID	67918	67918

## 32 oz. High Top Kettle Assembly (2127HT, 2127HTL) Parts List

Item	Parts Description	Part Number	
		2127HT	2127HTL
1	CROSSBAR FASTENER	47977	47977
2	RH KETTLE BOTTOM ASSY (see next section for parts breakdown)	62300	
	LH KETTLE BOTTOM ASSY (see next section for parts breakdown)		62300L
3	KETTLE LEAD ASSEMBLY	55140	55140L
4	DUMP HANDLE PLASTIC	41139	41139
5	32 OZ LID AGITATOR ASSY (Complete Assy)	41775HT	41775HT
6	32 OZ TOP HAT BLOCK	46093	46093
7	NUT RETAINER	69315	69315
8	1/4-20x3/4 - 3/8 HEX (Apply Loctite 246 to screws before installing.)	106038	106038
9	BEARING, CAM FOLLOWER	61225	61225
10	SPACER (used to increase shaft height when Cam Follower Bearing does not rest at least 3/16" into Gear Block)	106035	106035
11	SPUR GEAR	41380	41380
12	SET SCREW #10-32 X 3/16	41742	41742
13	WOODRUFF KEY #3 1/8 X 1/2	41730	41730
14	SET COLLAR 1/2ID X 7/8OD (2 required)	47326	47326
15	SET SCREW 1/4-20 X 3/16 (2 required)	47751	47751
16	OIL TUBE W/FUNNEL (Oil Ready)	41239	41239
17	MAGNET HOLDER ASSY 32 OZ (Includes magnet and holder)	67925	67925
18	32 OZ REMOVABLE FRONT LID	68068	68068
19	AGITATOR WELD ASSY 32 OZ.	61221	61221
20	COUNTER WEIGHT, W-8/32 TAP	82108	82108
21	8-32 X 3/8 PH PAN HD M/S	42226	42226
22	CROSSBAR ASSY	41776HT	41776HT
23	32 OZ FIXED REAR LID	67918	67918

## 32 oz. High Top Kettle Assembly (2127HT, 2127HTL) Parts List

Item	Parts Description	Part Number	
		2127HT	2127HTL
1	CROSSBAR FASTENER	47977	47977
2	RH KETTLE BOTTOM ASSY (see next section for parts breakdown)	62300	
	LH KETTLE BOTTOM ASSY (see next section for parts breakdown)		62300L
3	KETTLE LEAD ASSEMBLY	55140	55140L
4	DUMP HANDLE PLASTIC	41139	41139
5	32 OZ LID AGITATOR ASSY (Complete Assy)	41775HT	41775HT
6	32 OZ TOP HAT BLOCK	46093	46093
7	NUT RETAINER	69315	69315
8	1/4-20x3/4 - 3/8 HEX (Apply Loctite 246 to screws before installing.)	106038	106038
9	BEARING, CAM FOLLOWER	61225	61225
10	SPACER (used to increase shaft height when Cam Follower Bearing does not rest at least 3/16" into Gear Block)	106035	106035
11	SPUR GEAR	41380	41380
12	SET SCREW #10-32 X 3/16	41742	41742
13	WOODRUFF KEY #3 1/8 X 1/2	41730	41730
14	SET COLLAR 1/2ID X 7/8OD (2 required)	47326	47326
15	SET SCREW 1/4-20 X 3/16 (2 required)	47751	47751
16	OIL TUBE W/FUNNEL (Oil Ready)	41239	41239
17	MAGNET HOLDER ASSY 32 OZ (Includes magnet and holder)	67925	67925
18	32 OZ REMOVABLE FRONT LID	68068	68068
19	AGITATOR WELD ASSY 32 OZ.	61221	61221
20	COUNTER WEIGHT, W-8/32 TAP	82108	82108
21	8-32 X 3/8 PH PAN HD M/S	42226	42226
22	CROSSBAR ASSY	41776HT	41776HT
23	32 OZ FIXED REAR LID	67918	67918

## 32 oz. High Top Kettle Assembly (2127HT, 2127HTL) Parts List

Item	Parts Description	Part Number	
		2127HT	2127HTL
1	CROSSBAR FASTENER	47977	47977
2	RH KETTLE BOTTOM ASSY (see next section for parts breakdown)	62300	
	LH KETTLE BOTTOM ASSY (see next section for parts breakdown)		62300L
3	KETTLE LEAD ASSEMBLY	55140	55140L
4	DUMP HANDLE PLASTIC	41139	41139
5	32 OZ LID AGITATOR ASSY (Complete Assy)	41775HT	41775HT
6	32 OZ TOP HAT BLOCK	46093	46093
7	NUT RETAINER	69315	69315
8	1/4-20x3/4 - 3/8 HEX (Apply Loctite 246 to screws before installing.)	106038	106038
9	BEARING, CAM FOLLOWER	61225	61225
10	SPACER (used to increase shaft height when Cam Follower Bearing does not rest at least 3/16" into Gear Block)	106035	106035
11	SPUR GEAR	41380	41380
12	SET SCREW #10-32 X 3/16	41742	41742
13	WOODRUFF KEY #3 1/8 X 1/2	41730	41730
14	SET COLLAR 1/2ID X 7/8OD (2 required)	47326	47326
15	SET SCREW 1/4-20 X 3/16 (2 required)	47751	47751
16	OIL TUBE W/FUNNEL (Oil Ready)	41239	41239
17	MAGNET HOLDER ASSY 32 OZ (Includes magnet and holder)	67925	67925
18	32 OZ REMOVABLE FRONT LID	68068	68068
19	AGITATOR WELD ASSY 32 OZ.	61221	61221
20	COUNTER WEIGHT, W-8/32 TAP	82108	82108
21	8-32 X 3/8 PH PAN HD M/S	42226	42226
22	CROSSBAR ASSY	41776HT	41776HT
23	32 OZ FIXED REAR LID	67918	67918

## 32 oz. High Top Kettle Assembly (2127HT, 2127HTL) Parts List

Item	Parts Description	Part Number	
		2127HT	2127HTL
1	CROSSBAR FASTENER	47977	47977
2	RH KETTLE BOTTOM ASSY (see next section for parts breakdown)	62300	
	LH KETTLE BOTTOM ASSY (see next section for parts breakdown)		62300L
3	KETTLE LEAD ASSEMBLY	55140	55140L
4	DUMP HANDLE PLASTIC	41139	41139
5	32 OZ LID AGITATOR ASSY (Complete Assy)	41775HT	41775HT
6	32 OZ TOP HAT BLOCK	46093	46093
7	NUT RETAINER	69315	69315
8	1/4-20x3/4 - 3/8 HEX (Apply Loctite 246 to screws before installing.)	106038	106038
9	BEARING, CAM FOLLOWER	61225	61225
10	SPACER (used to increase shaft height when Cam Follower Bearing does not rest at least 3/16" into Gear Block)	106035	106035
11	SPUR GEAR	41380	41380
12	SET SCREW #10-32 X 3/16	41742	41742
13	WOODRUFF KEY #3 1/8 X 1/2	41730	41730
14	SET COLLAR 1/2ID X 7/8OD (2 required)	47326	47326
15	SET SCREW 1/4-20 X 3/16 (2 required)	47751	47751
16	OIL TUBE W/FUNNEL (Oil Ready)	41239	41239
17	MAGNET HOLDER ASSY 32 OZ (Includes magnet and holder)	67925	67925
18	32 OZ REMOVABLE FRONT LID	68068	68068
19	AGITATOR WELD ASSY 32 OZ.	61221	61221
20	COUNTER WEIGHT, W-8/32 TAP	82108	82108
21	8-32 X 3/8 PH PAN HD M/S	42226	42226
22	CROSSBAR ASSY	41776HT	41776HT
23	32 OZ FIXED REAR LID	67918	67918

## 32 oz. High Top Kettle Assembly (2127HT, 2127HTL) Parts List

Item	Parts Description	Part Number	
		2127HT	2127HTL
1	CROSSBAR FASTENER	47977	47977
2	RH KETTLE BOTTOM ASSY (see next section for parts breakdown)	62300	
	LH KETTLE BOTTOM ASSY (see next section for parts breakdown)		62300L
3	KETTLE LEAD ASSEMBLY	55140	55140L
4	DUMP HANDLE PLASTIC	41139	41139
5	32 OZ LID AGITATOR ASSY (Complete Assy)	41775HT	41775HT
6	32 OZ TOP HAT BLOCK	46093	46093
7	NUT RETAINER	69315	69315
8	1/4-20x3/4 - 3/8 HEX (Apply Loctite 246 to screws before installing.)	106038	106038
9	BEARING, CAM FOLLOWER	61225	61225
10	SPACER (used to increase shaft height when Cam Follower Bearing does not rest at least 3/16" into Gear Block)	106035	106035
11	SPUR GEAR	41380	41380
12	SET SCREW #10-32 X 3/16	41742	41742
13	WOODRUFF KEY #3 1/8 X 1/2	41730	41730
14	SET COLLAR 1/2ID X 7/8OD (2 required)	47326	47326
15	SET SCREW 1/4-20 X 3/16 (2 required)	47751	47751
16	OIL TUBE W/FUNNEL (Oil Ready)	41239	41239
17	MAGNET HOLDER ASSY 32 OZ (Includes magnet and holder)	67925	67925
18	32 OZ REMOVABLE FRONT LID	68068	68068
19	AGITATOR WELD ASSY 32 OZ.	61221	61221
20	COUNTER WEIGHT, W-8/32 TAP	82108	82108
21	8-32 X 3/8 PH PAN HD M/S	42226	42226
22	CROSSBAR ASSY	41776HT	41776HT
23	32 OZ FIXED REAR LID	67918	67918

## 32 oz. High Top Kettle Assembly (2127HT, 2127HTL) Parts List

Item	Parts Description	Part Number	
		2127HT	2127HTL
1	CROSSBAR FASTENER	47977	47977
2	RH KETTLE BOTTOM ASSY (see next section for parts breakdown)	62300	
	LH KETTLE BOTTOM ASSY (see next section for parts breakdown)		62300L
3	KETTLE LEAD ASSEMBLY	55140	55140L
4	DUMP HANDLE PLASTIC	41139	41139
5	32 OZ LID AGITATOR ASSY (Complete Assy)	41775HT	41775HT
6	32 OZ TOP HAT BLOCK	46093	46093
7	NUT RETAINER	69315	69315
8	1/4-20x3/4 - 3/8 HEX (Apply Loctite 246 to screws before installing.)	106038	106038
9	BEARING, CAM FOLLOWER	61225	61225
10	SPACER (used to increase shaft height when Cam Follower Bearing does not rest at least 3/16" into Gear Block)	106035	106035
11	SPUR GEAR	41380	41380
12	SET SCREW #10-32 X 3/16	41742	41742
13	WOODRUFF KEY #3 1/8 X 1/2	41730	41730
14	SET COLLAR 1/2ID X 7/8OD (2 required)	47326	47326
15	SET SCREW 1/4-20 X 3/16 (2 required)	47751	47751
16	OIL TUBE W/FUNNEL (Oil Ready)	41239	41239
17	MAGNET HOLDER ASSY 32 OZ (Includes magnet and holder)	67925	67925
18	32 OZ REMOVABLE FRONT LID	68068	68068
19	AGITATOR WELD ASSY 32 OZ.	61221	61221
20	COUNTER WEIGHT, W-8/32 TAP	82108	82108
21	8-32 X 3/8 PH PAN HD M/S	42226	42226
22	CROSSBAR ASSY	41776HT	41776HT
23	32 OZ FIXED REAR LID	67918	67918

## 32 oz. High Top Kettle Assembly (2127HT, 2127HTL) Parts List

Item	Parts Description	Part Number	
		2127HT	2127HTL
1	CROSSBAR FASTENER	47977	47977
2	RH KETTLE BOTTOM ASSY (see next section for parts breakdown)	62300	
	LH KETTLE BOTTOM ASSY (see next section for parts breakdown)		62300L
3	KETTLE LEAD ASSEMBLY	55140	55140L
4	DUMP HANDLE PLASTIC	41139	41139
5	32 OZ LID AGITATOR ASSY (Complete Assy)	41775HT	41775HT
6	32 OZ TOP HAT BLOCK	46093	46093
7	NUT RETAINER	69315	69315
8	1/4-20x3/4 - 3/8 HEX (Apply Loctite 246 to screws before installing.)	106038	106038
9	BEARING, CAM FOLLOWER	61225	61225
10	SPACER (used to increase shaft height when Cam Follower Bearing does not rest at least 3/16" into Gear Block)	106035	106035
11	SPUR GEAR	41380	41380
12	SET SCREW #10-32 X 3/16	41742	41742
13	WOODRUFF KEY #3 1/8 X 1/2	41730	41730
14	SET COLLAR 1/2ID X 7/8OD (2 required)	47326	47326
15	SET SCREW 1/4-20 X 3/16 (2 required)	47751	47751
16	OIL TUBE W/FUNNEL (Oil Ready)	41239	41239
17	MAGNET HOLDER ASSY 32 OZ (Includes magnet and holder)	67925	67925
18	32 OZ REMOVABLE FRONT LID	68068	68068
19	AGITATOR WELD ASSY 32 OZ.	61221	61221
20	COUNTER WEIGHT, W-8/32 TAP	82108	82108
21	8-32 X 3/8 PH PAN HD M/S	42226	42226
22	CROSSBAR ASSY	41776HT	41776HT
23	32 OZ FIXED REAR LID	67918	67918

## 32 oz. High Top Kettle Assembly (2127HT, 2127HTL) Parts List

Item	Parts Description	Part Number	
		2127HT	2127HTL
1	CROSSBAR FASTENER	47977	47977
2	RH KETTLE BOTTOM ASSY (see next section for parts breakdown)	62300	
	LH KETTLE BOTTOM ASSY (see next section for parts breakdown)		62300L
3	KETTLE LEAD ASSEMBLY	55140	55140L
4	DUMP HANDLE PLASTIC	41139	41139
5	32 OZ LID AGITATOR ASSY (Complete Assy)	41775HT	41775HT
6	32 OZ TOP HAT BLOCK	46093	46093
7	NUT RETAINER	69315	69315
8	1/4-20x3/4 - 3/8 HEX (Apply Loctite 246 to screws before installing.)	106038	106038
9	BEARING, CAM FOLLOWER	61225	61225
10	SPACER (used to increase shaft height when Cam Follower Bearing does not rest at least 3/16" into Gear Block)	106035	106035
11	SPUR GEAR	41380	41380
12	SET SCREW #10-32 X 3/16	41742	41742
13	WOODRUFF KEY #3 1/8 X 1/2	41730	41730
14	SET COLLAR 1/2ID X 7/8OD (2 required)	47326	47326
15	SET SCREW 1/4-20 X 3/16 (2 required)	47751	47751
16	OIL TUBE W/FUNNEL (Oil Ready)	41239	41239
17	MAGNET HOLDER ASSY 32 OZ (Includes magnet and holder)	67925	67925
18	32 OZ REMOVABLE FRONT LID	68068	68068
19	AGITATOR WELD ASSY 32 OZ.	61221	61221
20	COUNTER WEIGHT, W-8/32 TAP	82108	82108
21	8-32 X 3/8 PH PAN HD M/S	42226	42226
22	CROSSBAR ASSY	41776HT	41776HT
23	32 OZ FIXED REAR LID	67918	67918

## 32 oz. High Top Kettle Assembly (2127HT, 2127HTL) Parts List

Item	Parts Description	Part Number	
		2127HT	2127HTL
1	CROSSBAR FASTENER	47977	47977
2	RH KETTLE BOTTOM ASSY (see next section for parts breakdown)	62300	
	LH KETTLE BOTTOM ASSY (see next section for parts breakdown)		62300L
3	KETTLE LEAD ASSEMBLY	55140	55140L
4	DUMP HANDLE PLASTIC	41139	41139
5	32 OZ LID AGITATOR ASSY (Complete Assy)	41775HT	41775HT
6	32 OZ TOP HAT BLOCK	46093	46093
7	NUT RETAINER	69315	69315
8	1/4-20x3/4 - 3/8 HEX (Apply Loctite 246 to screws before installing.)	106038	106038
9	BEARING, CAM FOLLOWER	61225	61225
10	SPACER (used to increase shaft height when Cam Follower Bearing does not rest at least 3/16" into Gear Block)	106035	106035
11	SPUR GEAR	41380	41380
12	SET SCREW #10-32 X 3/16	41742	41742
13	WOODRUFF KEY #3 1/8 X 1/2	41730	41730
14	SET COLLAR 1/2ID X 7/8OD (2 required)	47326	47326
15	SET SCREW 1/4-20 X 3/16 (2 required)	47751	47751
16	OIL TUBE W/FUNNEL (Oil Ready)	41239	41239
17	MAGNET HOLDER ASSY 32 OZ (Includes magnet and holder)	67925	67925
18	32 OZ REMOVABLE FRONT LID	68068	68068
19	AGITATOR WELD ASSY 32 OZ.	61221	61221
20	COUNTER WEIGHT, W-8/32 TAP	82108	82108
21	8-32 X 3/8 PH PAN HD M/S	42226	42226
22	CROSSBAR ASSY	41776HT	41776HT
23	32 OZ FIXED REAR LID	67918	67918

## 32 oz. High Top Kettle Assembly (2127HT, 2127HTL) Parts List

Item	Parts Description	Part Number	
		2127HT	2127HTL
1	CROSSBAR FASTENER	47977	47977
2	RH KETTLE BOTTOM ASSY (see next section for parts breakdown)	62300	
	LH KETTLE BOTTOM ASSY (see next section for parts breakdown)		62300L
3	KETTLE LEAD ASSEMBLY	55140	55140L
4	DUMP HANDLE PLASTIC	41139	41139
5	32 OZ LID AGITATOR ASSY (Complete Assy)	41775HT	41775HT
6	32 OZ TOP HAT BLOCK	46093	46093
7	NUT RETAINER	69315	69315
8	1/4-20x3/4 - 3/8 HEX (Apply Loctite 246 to screws before installing.)	106038	106038
9	BEARING, CAM FOLLOWER	61225	61225
10	SPACER (used to increase shaft height when Cam Follower Bearing does not rest at least 3/16" into Gear Block)	106035	106035
11	SPUR GEAR	41380	41380
12	SET SCREW #10-32 X 3/16	41742	41742
13	WOODRUFF KEY #3 1/8 X 1/2	41730	41730
14	SET COLLAR 1/2ID X 7/8OD (2 required)	47326	47326
15	SET SCREW 1/4-20 X 3/16 (2 required)	47751	47751
16	OIL TUBE W/FUNNEL (Oil Ready)	41239	41239
17	MAGNET HOLDER ASSY 32 OZ (Includes magnet and holder)	67925	67925
18	32 OZ REMOVABLE FRONT LID	68068	68068
19	AGITATOR WELD ASSY 32 OZ.	61221	61221
20	COUNTER WEIGHT, W-8/32 TAP	82108	82108
21	8-32 X 3/8 PH PAN HD M/S	42226	42226
22	CROSSBAR ASSY	41776HT	41776HT
23	32 OZ FIXED REAR LID	67918	67918

## 32 oz. High Top Kettle Assembly (2127HT, 2127HTL) Parts List

Item	Parts Description	Part Number	
		2127HT	2127HTL
1	CROSSBAR FASTENER	47977	47977
2	RH KETTLE BOTTOM ASSY (see next section for parts breakdown)	62300	
	LH KETTLE BOTTOM ASSY (see next section for parts breakdown)		62300L
3	KETTLE LEAD ASSEMBLY	55140	55140L
4	DUMP HANDLE PLASTIC	41139	41139
5	32 OZ LID AGITATOR ASSY (Complete Assy)	41775HT	41775HT
6	32 OZ TOP HAT BLOCK	46093	46093
7	NUT RETAINER	69315	69315
8	1/4-20x3/4 - 3/8 HEX (Apply Loctite 246 to screws before installing.)	106038	106038
9	BEARING, CAM FOLLOWER	61225	61225
10	SPACER (used to increase shaft height when Cam Follower Bearing does not rest at least 3/16" into Gear Block)	106035	106035
11	SPUR GEAR	41380	41380
12	SET SCREW #10-32 X 3/16	41742	41742
13	WOODRUFF KEY #3 1/8 X 1/2	41730	41730
14	SET COLLAR 1/2ID X 7/8OD (2 required)	47326	47326
15	SET SCREW 1/4-20 X 3/16 (2 required)	47751	47751
16	OIL TUBE W/FUNNEL (Oil Ready)	41239	41239
17	MAGNET HOLDER ASSY 32 OZ (Includes magnet and holder)	67925	67925
18	32 OZ REMOVABLE FRONT LID	68068	68068
19	AGITATOR WELD ASSY 32 OZ.	61221	61221
20	COUNTER WEIGHT, W-8/32 TAP	82108	82108
21	8-32 X 3/8 PH PAN HD M/S	42226	42226
22	CROSSBAR ASSY	41776HT	41776HT
23	32 OZ FIXED REAR LID	67918	67918

## 32 oz. High Top Kettle Assembly (2127HT, 2127HTL) Parts List

Item	Parts Description	Part Number	
		2127HT	2127HTL
1	CROSSBAR FASTENER	47977	47977
2	RH KETTLE BOTTOM ASSY (see next section for parts breakdown)	62300	
	LH KETTLE BOTTOM ASSY (see next section for parts breakdown)		62300L
3	KETTLE LEAD ASSEMBLY	55140	55140L
4	DUMP HANDLE PLASTIC	41139	41139
5	32 OZ LID AGITATOR ASSY (Complete Assy)	41775HT	41775HT
6	32 OZ TOP HAT BLOCK	46093	46093
7	NUT RETAINER	69315	69315
8	1/4-20x3/4 - 3/8 HEX (Apply Loctite 246 to screws before installing.)	106038	106038
9	BEARING, CAM FOLLOWER	61225	61225
10	SPACER (used to increase shaft height when Cam Follower Bearing does not rest at least 3/16" into Gear Block)	106035	106035
11	SPUR GEAR	41380	41380
12	SET SCREW #10-32 X 3/16	41742	41742
13	WOODRUFF KEY #3 1/8 X 1/2	41730	41730
14	SET COLLAR 1/2ID X 7/8OD (2 required)	47326	47326
15	SET SCREW 1/4-20 X 3/16 (2 required)	47751	47751
16	OIL TUBE W/FUNNEL (Oil Ready)	41239	41239
17	MAGNET HOLDER ASSY 32 OZ (Includes magnet and holder)	67925	67925
18	32 OZ REMOVABLE FRONT LID	68068	68068
19	AGITATOR WELD ASSY 32 OZ.	61221	61221
20	COUNTER WEIGHT, W-8/32 TAP	82108	82108
21	8-32 X 3/8 PH PAN HD M/S	42226	42226
22	CROSSBAR ASSY	41776HT	41776HT
23	32 OZ FIXED REAR LID	67918	67918

## 32 oz. High Top Kettle Assembly (2127HT, 2127HTL) Parts List

Item	Parts Description	Part Number	
		2127HT	2127HTL
1	CROSSBAR FASTENER	47977	47977
2	RH KETTLE BOTTOM ASSY (see next section for parts breakdown)	62300	
	LH KETTLE BOTTOM ASSY (see next section for parts breakdown)		62300L
3	KETTLE LEAD ASSEMBLY	55140	55140L
4	DUMP HANDLE PLASTIC	41139	41139
5	32 OZ LID AGITATOR ASSY (Complete Assy)	41775HT	41775HT
6	32 OZ TOP HAT BLOCK	46093	46093
7	NUT RETAINER	69315	69315
8	1/4-20x3/4 - 3/8 HEX (Apply Loctite 246 to screws before installing.)	106038	106038
9	BEARING, CAM FOLLOWER	61225	61225
10	SPACER (used to increase shaft height when Cam Follower Bearing does not rest at least 3/16" into Gear Block)	106035	106035
11	SPUR GEAR	41380	41380
12	SET SCREW #10-32 X 3/16	41742	41742
13	WOODRUFF KEY #3 1/8 X 1/2	41730	41730
14	SET COLLAR 1/2ID X 7/8OD (2 required)	47326	47326
15	SET SCREW 1/4-20 X 3/16 (2 required)	47751	47751
16	OIL TUBE W/FUNNEL (Oil Ready)	41239	41239
17	MAGNET HOLDER ASSY 32 OZ (Includes magnet and holder)	67925	67925
18	32 OZ REMOVABLE FRONT LID	68068	68068
19	AGITATOR WELD ASSY 32 OZ.	61221	61221
20	COUNTER WEIGHT, W-8/32 TAP	82108	82108
21	8-32 X 3/8 PH PAN HD M/S	42226	42226
22	CROSSBAR ASSY	41776HT	41776HT
23	32 OZ FIXED REAR LID	67918	67918

## 32 oz. High Top Kettle Assembly (2127HT, 2127HTL) Parts List

Item	Parts Description	Part Number	
		2127HT	2127HTL
1	CROSSBAR FASTENER	47977	47977
2	RH KETTLE BOTTOM ASSY (see next section for parts breakdown)	62300	
	LH KETTLE BOTTOM ASSY (see next section for parts breakdown)		62300L
3	KETTLE LEAD ASSEMBLY	55140	55140L
4	DUMP HANDLE PLASTIC	41139	41139
5	32 OZ LID AGITATOR ASSY (Complete Assy)	41775HT	41775HT
6	32 OZ TOP HAT BLOCK	46093	46093
7	NUT RETAINER	69315	69315
8	1/4-20x3/4 - 3/8 HEX (Apply Loctite 246 to screws before installing.)	106038	106038
9	BEARING, CAM FOLLOWER	61225	61225
10	SPACER (used to increase shaft height when Cam Follower Bearing does not rest at least 3/16" into Gear Block)	106035	106035
11	SPUR GEAR	41380	41380
12	SET SCREW #10-32 X 3/16	41742	41742
13	WOODRUFF KEY #3 1/8 X 1/2	41730	41730
14	SET COLLAR 1/2ID X 7/8OD (2 required)	47326	47326
15	SET SCREW 1/4-20 X 3/16 (2 required)	47751	47751
16	OIL TUBE W/FUNNEL (Oil Ready)	41239	41239
17	MAGNET HOLDER ASSY 32 OZ (Includes magnet and holder)	67925	67925
18	32 OZ REMOVABLE FRONT LID	68068	68068
19	AGITATOR WELD ASSY 32 OZ.	61221	61221
20	COUNTER WEIGHT, W-8/32 TAP	82108	82108
21	8-32 X 3/8 PH PAN HD M/S	42226	42226
22	CROSSBAR ASSY	41776HT	41776HT
23	32 OZ FIXED REAR LID	67918	67918

## 32 oz. High Top Kettle Assembly (2127HT, 2127HTL) Parts List

Item	Parts Description	Part Number	
		2127HT	2127HTL
1	CROSSBAR FASTENER	47977	47977
2	RH KETTLE BOTTOM ASSY (see next section for parts breakdown)	62300	
	LH KETTLE BOTTOM ASSY (see next section for parts breakdown)		62300L
3	KETTLE LEAD ASSEMBLY	55140	55140L
4	DUMP HANDLE PLASTIC	41139	41139
5	32 OZ LID AGITATOR ASSY (Complete Assy)	41775HT	41775HT
6	32 OZ TOP HAT BLOCK	46093	46093
7	NUT RETAINER	69315	69315
8	1/4-20x3/4 - 3/8 HEX (Apply Loctite 246 to screws before installing.)	106038	106038
9	BEARING, CAM FOLLOWER	61225	61225
10	SPACER (used to increase shaft height when Cam Follower Bearing does not rest at least 3/16" into Gear Block)	106035	106035
11	SPUR GEAR	41380	41380
12	SET SCREW #10-32 X 3/16	41742	41742
13	WOODRUFF KEY #3 1/8 X 1/2	41730	41730
14	SET COLLAR 1/2ID X 7/8OD (2 required)	47326	47326
15	SET SCREW 1/4-20 X 3/16 (2 required)	47751	47751
16	OIL TUBE W/FUNNEL (Oil Ready)	41239	41239
17	MAGNET HOLDER ASSY 32 OZ (Includes magnet and holder)	67925	67925
18	32 OZ REMOVABLE FRONT LID	68068	68068
19	AGITATOR WELD ASSY 32 OZ.	61221	61221
20	COUNTER WEIGHT, W-8/32 TAP	82108	82108
21	8-32 X 3/8 PH PAN HD M/S	42226	42226
22	CROSSBAR ASSY	41776HT	41776HT
23	32 OZ FIXED REAR LID	67918	67918

## 32 oz. High Top Kettle Assembly (2127HT, 2127HTL) Parts List

Item	Parts Description	Part Number	
		2127HT	2127HTL
1	CROSSBAR FASTENER	47977	47977
2	RH KETTLE BOTTOM ASSY (see next section for parts breakdown)	62300	
	LH KETTLE BOTTOM ASSY (see next section for parts breakdown)		62300L
3	KETTLE LEAD ASSEMBLY	55140	55140L
4	DUMP HANDLE PLASTIC	41139	41139
5	32 OZ LID AGITATOR ASSY (Complete Assy)	41775HT	41775HT
6	32 OZ TOP HAT BLOCK	46093	46093
7	NUT RETAINER	69315	69315
8	1/4-20x3/4 - 3/8 HEX (Apply Loctite 246 to screws before installing.)	106038	106038
9	BEARING, CAM FOLLOWER	61225	61225
10	SPACER (used to increase shaft height when Cam Follower Bearing does not rest at least 3/16" into Gear Block)	106035	106035
11	SPUR GEAR	41380	41380
12	SET SCREW #10-32 X 3/16	41742	41742
13	WOODRUFF KEY #3 1/8 X 1/2	41730	41730
14	SET COLLAR 1/2ID X 7/8OD (2 required)	47326	47326
15	SET SCREW 1/4-20 X 3/16 (2 required)	47751	47751
16	OIL TUBE W/FUNNEL (Oil Ready)	41239	41239
17	MAGNET HOLDER ASSY 32 OZ (Includes magnet and holder)	67925	67925
18	32 OZ REMOVABLE FRONT LID	68068	68068
19	AGITATOR WELD ASSY 32 OZ.	61221	61221
20	COUNTER WEIGHT, W-8/32 TAP	82108	82108
21	8-32 X 3/8 PH PAN HD M/S	42226	42226
22	CROSSBAR ASSY	41776HT	41776HT
23	32 OZ FIXED REAR LID	67918	67918

## 32 oz. High Top Kettle Assembly (2127HT, 2127HTL) Parts List

Item	Parts Description	Part Number	
		2127HT	2127HTL
1	CROSSBAR FASTENER	47977	47977
2	RH KETTLE BOTTOM ASSY (see next section for parts breakdown)	62300	
	LH KETTLE BOTTOM ASSY (see next section for parts breakdown)		62300L
3	KETTLE LEAD ASSEMBLY	55140	55140L
4	DUMP HANDLE PLASTIC	41139	41139
5	32 OZ LID AGITATOR ASSY (Complete Assy)	41775HT	41775HT
6	32 OZ TOP HAT BLOCK	46093	46093
7	NUT RETAINER	69315	69315
8	1/4-20x3/4 - 3/8 HEX (Apply Loctite 246 to screws before installing.)	106038	106038
9	BEARING, CAM FOLLOWER	61225	61225
10	SPACER (used to increase shaft height when Cam Follower Bearing does not rest at least 3/16" into Gear Block)	106035	106035
11	SPUR GEAR	41380	41380
12	SET SCREW #10-32 X 3/16	41742	41742
13	WOODRUFF KEY #3 1/8 X 1/2	41730	41730
14	SET COLLAR 1/2ID X 7/8OD (2 required)	47326	47326
15	SET SCREW 1/4-20 X 3/16 (2 required)	47751	47751
16	OIL TUBE W/FUNNEL (Oil Ready)	41239	41239
17	MAGNET HOLDER ASSY 32 OZ (Includes magnet and holder)	67925	67925
18	32 OZ REMOVABLE FRONT LID	68068	68068
19	AGITATOR WELD ASSY 32 OZ.	61221	61221
20	COUNTER WEIGHT, W-8/32 TAP	82108	82108
21	8-32 X 3/8 PH PAN HD M/S	42226	42226
22	CROSSBAR ASSY	41776HT	41776HT
23	32 OZ FIXED REAR LID	67918	67918

## 32 oz. High Top Kettle Assembly (2127HT, 2127HTL) Parts List

Item	Parts Description	Part Number	
		2127HT	2127HTL
1	CROSSBAR FASTENER	47977	47977
2	RH KETTLE BOTTOM ASSY (see next section for parts breakdown)	62300	
	LH KETTLE BOTTOM ASSY (see next section for parts breakdown)		62300L
3	KETTLE LEAD ASSEMBLY	55140	55140L
4	DUMP HANDLE PLASTIC	41139	41139
5	32 OZ LID AGITATOR ASSY (Complete Assy)	41775HT	41775HT
6	32 OZ TOP HAT BLOCK	46093	46093
7	NUT RETAINER	69315	69315
8	1/4-20x3/4 - 3/8 HEX (Apply Loctite 246 to screws before installing.)	106038	106038
9	BEARING, CAM FOLLOWER	61225	61225
10	SPACER (used to increase shaft height when Cam Follower Bearing does not rest at least 3/16" into Gear Block)	106035	106035
11	SPUR GEAR	41380	41380
12	SET SCREW #10-32 X 3/16	41742	41742
13	WOODRUFF KEY #3 1/8 X 1/2	41730	41730
14	SET COLLAR 1/2ID X 7/8OD (2 required)	47326	47326
15	SET SCREW 1/4-20 X 3/16 (2 required)	47751	47751
16	OIL TUBE W/FUNNEL (Oil Ready)	41239	41239
17	MAGNET HOLDER ASSY 32 OZ (Includes magnet and holder)	67925	67925
18	32 OZ REMOVABLE FRONT LID	68068	68068
19	AGITATOR WELD ASSY 32 OZ.	61221	61221
20	COUNTER WEIGHT, W-8/32 TAP	82108	82108
21	8-32 X 3/8 PH PAN HD M/S	42226	42226
22	CROSSBAR ASSY	41776HT	41776HT
23	32 OZ FIXED REAR LID	67918	67918

## 32 oz. High Top Kettle Assembly (2127HT, 2127HTL) Parts List

Item	Parts Description	Part Number	
		2127HT	2127HTL
1	CROSSBAR FASTENER	47977	47977
2	RH KETTLE BOTTOM ASSY (see next section for parts breakdown)	62300	
	LH KETTLE BOTTOM ASSY (see next section for parts breakdown)		62300L
3	KETTLE LEAD ASSEMBLY	55140	55140L
4	DUMP HANDLE PLASTIC	41139	41139
5	32 OZ LID AGITATOR ASSY (Complete Assy)	41775HT	41775HT
6	32 OZ TOP HAT BLOCK	46093	46093
7	NUT RETAINER	69315	69315
8	1/4-20x3/4 - 3/8 HEX (Apply Loctite 246 to screws before installing.)	106038	106038
9	BEARING, CAM FOLLOWER	61225	61225
10	SPACER (used to increase shaft height when Cam Follower Bearing does not rest at least 3/16" into Gear Block)	106035	106035
11	SPUR GEAR	41380	41380
12	SET SCREW #10-32 X 3/16	41742	41742
13	WOODRUFF KEY #3 1/8 X 1/2	41730	41730
14	SET COLLAR 1/2ID X 7/8OD (2 required)	47326	47326
15	SET SCREW 1/4-20 X 3/16 (2 required)	47751	47751
16	OIL TUBE W/FUNNEL (Oil Ready)	41239	41239
17	MAGNET HOLDER ASSY 32 OZ (Includes magnet and holder)	67925	67925
18	32 OZ REMOVABLE FRONT LID	68068	68068
19	AGITATOR WELD ASSY 32 OZ.	61221	61221
20	COUNTER WEIGHT, W-8/32 TAP	82108	82108
21	8-32 X 3/8 PH PAN HD M/S	42226	42226
22	CROSSBAR ASSY	41776HT	41776HT
23	32 OZ FIXED REAR LID	67918	67918

## 32 oz. High Top Kettle Assembly (2127HT, 2127HTL) Parts List

Item	Parts Description	Part Number	
		2127HT	2127HTL
1	CROSSBAR FASTENER	47977	47977
2	RH KETTLE BOTTOM ASSY (see next section for parts breakdown)	62300	
	LH KETTLE BOTTOM ASSY (see next section for parts breakdown)		62300L
3	KETTLE LEAD ASSEMBLY	55140	55140L
4	DUMP HANDLE PLASTIC	41139	41139
5	32 OZ LID AGITATOR ASSY (Complete Assy)	41775HT	41775HT
6	32 OZ TOP HAT BLOCK	46093	46093
7	NUT RETAINER	69315	69315
8	1/4-20x3/4 - 3/8 HEX (Apply Loctite 246 to screws before installing.)	106038	106038
9	BEARING, CAM FOLLOWER	61225	61225
10	SPACER (used to increase shaft height when Cam Follower Bearing does not rest at least 3/16" into Gear Block)	106035	106035
11	SPUR GEAR	41380	41380
12	SET SCREW #10-32 X 3/16	41742	41742
13	WOODRUFF KEY #3 1/8 X 1/2	41730	41730
14	SET COLLAR 1/2ID X 7/8OD (2 required)	47326	47326
15	SET SCREW 1/4-20 X 3/16 (2 required)	47751	47751
16	OIL TUBE W/FUNNEL (Oil Ready)	41239	41239
17	MAGNET HOLDER ASSY 32 OZ (Includes magnet and holder)	67925	67925
18	32 OZ REMOVABLE FRONT LID	68068	68068
19	AGITATOR WELD ASSY 32 OZ.	61221	61221
20	COUNTER WEIGHT, W-8/32 TAP	82108	82108
21	8-32 X 3/8 PH PAN HD M/S	42226	42226
22	CROSSBAR ASSY	41776HT	41776HT
23	32 OZ FIXED REAR LID	67918	67918

## 32 oz. High Top Kettle Assembly (2127HT, 2127HTL) Parts List

Item	Parts Description	Part Number	
		2127HT	2127HTL
1	CROSSBAR FASTENER	47977	47977
2	RH KETTLE BOTTOM ASSY (see next section for parts breakdown)	62300	
	LH KETTLE BOTTOM ASSY (see next section for parts breakdown)		62300L
3	KETTLE LEAD ASSEMBLY	55140	55140L
4	DUMP HANDLE PLASTIC	41139	41139
5	32 OZ LID AGITATOR ASSY (Complete Assy)	41775HT	41775HT
6	32 OZ TOP HAT BLOCK	46093	46093
7	NUT RETAINER	69315	69315
8	1/4-20x3/4 - 3/8 HEX (Apply Loctite 246 to screws before installing.)	106038	106038
9	BEARING, CAM FOLLOWER	61225	61225
10	SPACER (used to increase shaft height when Cam Follower Bearing does not rest at least 3/16" into Gear Block)	106035	106035
11	SPUR GEAR	41380	41380
12	SET SCREW #10-32 X 3/16	41742	41742
13	WOODRUFF KEY #3 1/8 X 1/2	41730	41730
14	SET COLLAR 1/2ID X 7/8OD (2 required)	47326	47326
15	SET SCREW 1/4-20 X 3/16 (2 required)	47751	47751
16	OIL TUBE W/FUNNEL (Oil Ready)	41239	41239
17	MAGNET HOLDER ASSY 32 OZ (Includes magnet and holder)	67925	67925
18	32 OZ REMOVABLE FRONT LID	68068	68068
19	AGITATOR WELD ASSY 32 OZ.	61221	61221
20	COUNTER WEIGHT, W-8/32 TAP	82108	82108
21	8-32 X 3/8 PH PAN HD M/S	42226	42226
22	CROSSBAR ASSY	41776HT	41776HT
23	32 OZ FIXED REAR LID	67918	67918

## 32 oz. High Top Kettle Assembly (2127HT, 2127HTL) Parts List

Item	Parts Description	Part Number	
		2127HT	2127HTL
1	CROSSBAR FASTENER	47977	47977
2	RH KETTLE BOTTOM ASSY (see next section for parts breakdown)	62300	
	LH KETTLE BOTTOM ASSY (see next section for parts breakdown)		62300L
3	KETTLE LEAD ASSEMBLY	55140	55140L
4	DUMP HANDLE PLASTIC	41139	41139
5	32 OZ LID AGITATOR ASSY (Complete Assy)	41775HT	41775HT
6	32 OZ TOP HAT BLOCK	46093	46093
7	NUT RETAINER	69315	69315
8	1/4-20x3/4 - 3/8 HEX (Apply Loctite 246 to screws before installing.)	106038	106038
9	BEARING, CAM FOLLOWER	61225	61225
10	SPACER (used to increase shaft height when Cam Follower Bearing does not rest at least 3/16" into Gear Block)	106035	106035
11	SPUR GEAR	41380	41380
12	SET SCREW #10-32 X 3/16	41742	41742
13	WOODRUFF KEY #3 1/8 X 1/2	41730	41730
14	SET COLLAR 1/2ID X 7/8OD (2 required)	47326	47326
15	SET SCREW 1/4-20 X 3/16 (2 required)	47751	47751
16	OIL TUBE W/FUNNEL (Oil Ready)	41239	41239
17	MAGNET HOLDER ASSY 32 OZ (Includes magnet and holder)	67925	67925
18	32 OZ REMOVABLE FRONT LID	68068	68068
19	AGITATOR WELD ASSY 32 OZ.	61221	61221
20	COUNTER WEIGHT, W-8/32 TAP	82108	82108
21	8-32 X 3/8 PH PAN HD M/S	42226	42226
22	CROSSBAR ASSY	41776HT	41776HT
23	32 OZ FIXED REAR LID	67918	67918

## 32 oz. High Top Kettle Assembly (2127HT, 2127HTL) Parts List

Item	Parts Description	Part Number	
		2127HT	2127HTL
1	CROSSBAR FASTENER	47977	47977
2	RH KETTLE BOTTOM ASSY (see next section for parts breakdown)	62300	
	LH KETTLE BOTTOM ASSY (see next section for parts breakdown)		62300L
3	KETTLE LEAD ASSEMBLY	55140	55140L
4	DUMP HANDLE PLASTIC	41139	41139
5	32 OZ LID AGITATOR ASSY (Complete Assy)	41775HT	41775HT
6	32 OZ TOP HAT BLOCK	46093	46093
7	NUT RETAINER	69315	69315
8	1/4-20x3/4 - 3/8 HEX (Apply Loctite 246 to screws before installing.)	106038	106038
9	BEARING, CAM FOLLOWER	61225	61225
10	SPACER (used to increase shaft height when Cam Follower Bearing does not rest at least 3/16" into Gear Block)	106035	106035
11	SPUR GEAR	41380	41380
12	SET SCREW #10-32 X 3/16	41742	41742
13	WOODRUFF KEY #3 1/8 X 1/2	41730	41730
14	SET COLLAR 1/2ID X 7/8OD (2 required)	47326	47326
15	SET SCREW 1/4-20 X 3/16 (2 required)	47751	47751
16	OIL TUBE W/FUNNEL (Oil Ready)	41239	41239
17	MAGNET HOLDER ASSY 32 OZ (Includes magnet and holder)	67925	67925
18	32 OZ REMOVABLE FRONT LID	68068	68068
19	AGITATOR WELD ASSY 32 OZ.	61221	61221
20	COUNTER WEIGHT, W-8/32 TAP	82108	82108
21	8-32 X 3/8 PH PAN HD M/S	42226	42226
22	CROSSBAR ASSY	41776HT	41776HT
23	32 OZ FIXED REAR LID	67918	67918

## 32 oz. High Top Kettle Assembly (2127HT, 2127HTL) Parts List

Item	Parts Description	Part Number	
		2127HT	2127HTL
1	CROSSBAR FASTENER	47977	47977
2	RH KETTLE BOTTOM ASSY (see next section for parts breakdown)	62300	
	LH KETTLE BOTTOM ASSY (see next section for parts breakdown)		62300L
3	KETTLE LEAD ASSEMBLY	55140	55140L
4	DUMP HANDLE PLASTIC	41139	41139
5	32 OZ LID AGITATOR ASSY (Complete Assy)	41775HT	41775HT
6	32 OZ TOP HAT BLOCK	46093	46093
7	NUT RETAINER	69315	69315
8	1/4-20x3/4 - 3/8 HEX (Apply Loctite 246 to screws before installing.)	106038	106038
9	BEARING, CAM FOLLOWER	61225	61225
10	SPACER (used to increase shaft height when Cam Follower Bearing does not rest at least 3/16" into Gear Block)	106035	106035
11	SPUR GEAR	41380	41380
12	SET SCREW #10-32 X 3/16	41742	41742
13	WOODRUFF KEY #3 1/8 X 1/2	41730	41730
14	SET COLLAR 1/2ID X 7/8OD (2 required)	47326	47326
15	SET SCREW 1/4-20 X 3/16 (2 required)	47751	47751
16	OIL TUBE W/FUNNEL (Oil Ready)	41239	41239
17	MAGNET HOLDER ASSY 32 OZ (Includes magnet and holder)	67925	67925
18	32 OZ REMOVABLE FRONT LID	68068	68068
19	AGITATOR WELD ASSY 32 OZ.	61221	61221
20	COUNTER WEIGHT, W-8/32 TAP	82108	82108
21	8-32 X 3/8 PH PAN HD M/S	42226	42226
22	CROSSBAR ASSY	41776HT	41776HT
23	32 OZ FIXED REAR LID	67918	67918

## 32 oz. High Top Kettle Assembly (2127HT, 2127HTL) Parts List

Item	Parts Description	Part Number	
		2127HT	2127HTL
1	CROSSBAR FASTENER	47977	47977
2	RH KETTLE BOTTOM ASSY (see next section for parts breakdown)	62300	
	LH KETTLE BOTTOM ASSY (see next section for parts breakdown)		62300L
3	KETTLE LEAD ASSEMBLY	55140	55140L
4	DUMP HANDLE PLASTIC	41139	41139
5	32 OZ LID AGITATOR ASSY (Complete Assy)	41775HT	41775HT
6	32 OZ TOP HAT BLOCK	46093	46093
7	NUT RETAINER	69315	69315
8	1/4-20x3/4 - 3/8 HEX (Apply Loctite 246 to screws before installing.)	106038	106038
9	BEARING, CAM FOLLOWER	61225	61225
10	SPACER (used to increase shaft height when Cam Follower Bearing does not rest at least 3/16" into Gear Block)	106035	106035
11	SPUR GEAR	41380	41380
12	SET SCREW #10-32 X 3/16	41742	41742
13	WOODRUFF KEY #3 1/8 X 1/2	41730	41730
14	SET COLLAR 1/2ID X 7/8OD (2 required)	47326	47326
15	SET SCREW 1/4-20 X 3/16 (2 required)	47751	47751
16	OIL TUBE W/FUNNEL (Oil Ready)	41239	41239
17	MAGNET HOLDER ASSY 32 OZ (Includes magnet and holder)	67925	67925
18	32 OZ REMOVABLE FRONT LID	68068	68068
19	AGITATOR WELD ASSY 32 OZ.	61221	61221
20	COUNTER WEIGHT, W-8/32 TAP	82108	82108
21	8-32 X 3/8 PH PAN HD M/S	42226	42226
22	CROSSBAR ASSY	41776HT	41776HT
23	32 OZ FIXED REAR LID	67918	67918

## 32 oz. High Top Kettle Assembly (2127HT, 2127HTL) Parts List

Item	Parts Description	Part Number	
		2127HT	2127HTL
1	CROSSBAR FASTENER	47977	47977
2	RH KETTLE BOTTOM ASSY (see next section for parts breakdown)	62300	
	LH KETTLE BOTTOM ASSY (see next section for parts breakdown)		62300L
3	KETTLE LEAD ASSEMBLY	55140	55140L
4	DUMP HANDLE PLASTIC	41139	41139
5	32 OZ LID AGITATOR ASSY (Complete Assy)	41775HT	41775HT
6	32 OZ TOP HAT BLOCK	46093	46093
7	NUT RETAINER	69315	69315
8	1/4-20x3/4 - 3/8 HEX (Apply Loctite 246 to screws before installing.)	106038	106038
9	BEARING, CAM FOLLOWER	61225	61225
10	SPACER (used to increase shaft height when Cam Follower Bearing does not rest at least 3/16" into Gear Block)	106035	106035
11	SPUR GEAR	41380	41380
12	SET SCREW #10-32 X 3/16	41742	41742
13	WOODRUFF KEY #3 1/8 X 1/2	41730	41730
14	SET COLLAR 1/2ID X 7/8OD (2 required)	47326	47326
15	SET SCREW 1/4-20 X 3/16 (2 required)	47751	47751
16	OIL TUBE W/FUNNEL (Oil Ready)	41239	41239
17	MAGNET HOLDER ASSY 32 OZ (Includes magnet and holder)	67925	67925
18	32 OZ REMOVABLE FRONT LID	68068	68068
19	AGITATOR WELD ASSY 32 OZ.	61221	61221
20	COUNTER WEIGHT, W-8/32 TAP	82108	82108
21	8-32 X 3/8 PH PAN HD M/S	42226	42226
22	CROSSBAR ASSY	41776HT	41776HT
23	32 OZ FIXED REAR LID	67918	67918

## 32 oz. High Top Kettle Assembly (2127HT, 2127HTL) Parts List

Item	Parts Description	Part Number	
		2127HT	2127HTL
1	CROSSBAR FASTENER	47977	47977
2	RH KETTLE BOTTOM ASSY (see next section for parts breakdown)	62300	
	LH KETTLE BOTTOM ASSY (see next section for parts breakdown)		62300L
3	KETTLE LEAD ASSEMBLY	55140	55140L
4	DUMP HANDLE PLASTIC	41139	41139
5	32 OZ LID AGITATOR ASSY (Complete Assy)	41775HT	41775HT
6	32 OZ TOP HAT BLOCK	46093	46093
7	NUT RETAINER	69315	69315
8	1/4-20x3/4 - 3/8 HEX (Apply Loctite 246 to screws before installing.)	106038	106038
9	BEARING, CAM FOLLOWER	61225	61225
10	SPACER (used to increase shaft height when Cam Follower Bearing does not rest at least 3/16" into Gear Block)	106035	106035
11	SPUR GEAR	41380	41380
12	SET SCREW #10-32 X 3/16	41742	41742
13	WOODRUFF KEY #3 1/8 X 1/2	41730	41730
14	SET COLLAR 1/2ID X 7/8OD (2 required)	47326	47326
15	SET SCREW 1/4-20 X 3/16 (2 required)	47751	47751
16	OIL TUBE W/FUNNEL (Oil Ready)	41239	41239
17	MAGNET HOLDER ASSY 32 OZ (Includes magnet and holder)	67925	67925
18	32 OZ REMOVABLE FRONT LID	68068	68068
19	AGITATOR WELD ASSY 32 OZ.	61221	61221
20	COUNTER WEIGHT, W-8/32 TAP	82108	82108
21	8-32 X 3/8 PH PAN HD M/S	42226	42226
22	CROSSBAR ASSY	41776HT	41776HT
23	32 OZ FIXED REAR LID	67918	67918


## 32 oz. High Top Kettle Assembly (2127HT, 2127HTL) Parts List

Item	Parts Description	Part Number	
		2127HT	2127HTL
1	CROSSBAR FASTENER	47977	47977
2	RH KETTLE BOTTOM ASSY (see next section for parts breakdown)	62300	
	LH KETTLE BOTTOM ASSY (see next section for parts breakdown)		62300L
3	KETTLE LEAD ASSEMBLY	55140	55140L
4	DUMP HANDLE PLASTIC	41139	41139
5	32 OZ LID AGITATOR ASSY (Complete Assy)	41775HT	41775HT
6	32 OZ TOP HAT BLOCK	46093	46093
7	NUT RETAINER	69315	69315
8	1/4-20x3/4 - 3/8 HEX (Apply Loctite 246 to screws before installing.)	106038	106038
9	BEARING, CAM FOLLOWER	61225	61225
10	SPACER (used to increase shaft height when Cam Follower Bearing does not rest at least 3/16" into Gear Block)	106035	106035
11	SPUR GEAR	41380	41380
12	SET SCREW #10-32 X 3/16	41742	41742
13	WOODRUFF KEY #3 1/8 X 1/2	41730	41730
14	SET COLLAR 1/2ID X 7/8OD (2 required)	47326	47326
15	SET SCREW 1/4-20 X 3/16 (2 required)	47751	47751
16	OIL TUBE W/FUNNEL (Oil Ready)	41239	41239
17	MAGNET HOLDER ASSY 32 OZ (Includes magnet and holder)	67925	67925
18	32 OZ REMOVABLE FRONT LID	68068	68068
19	AGITATOR WELD ASSY 32 OZ.	61221	61221
20	COUNTER WEIGHT, W-8/32 TAP	82108	82108
21	8-32 X 3/8 PH PAN HD M/S	42226	42226
22	CROSSBAR ASSY	41776HT	41776HT
23	32 OZ FIXED REAR LID	67918	67918


## 32 oz. High Top Kettle Assembly (2127HT, 2127HTL) Parts List

Item	Parts Description	Part Number	
		2127HT	2127HTL
1	CROSSBAR FASTENER	47977	47977
2	RH KETTLE BOTTOM ASSY (see next section for parts breakdown)	62300	
	LH KETTLE BOTTOM ASSY (see next section for parts breakdown)		62300L
3	KETTLE LEAD ASSEMBLY	55140	55140L
4	DUMP HANDLE PLASTIC	41139	41139
5	32 OZ LID AGITATOR ASSY (Complete Assy)	41775HT	41775HT
6	32 OZ TOP HAT BLOCK	46093	46093
7	NUT RETAINER	69315	69315
8	1/4-20x3/4 - 3/8 HEX (Apply Loctite 246 to screws before installing.)	106038	106038
9	BEARING, CAM FOLLOWER	61225	61225
10	SPACER (used to increase shaft height when Cam Follower Bearing does not rest at least 3/16" into Gear Block)	106035	106035
11	SPUR GEAR	41380	41380
12	SET SCREW #10-32 X 3/16	41742	41742
13	WOODRUFF KEY #3 1/8 X 1/2	41730	41730
14	SET COLLAR 1/2ID X 7/8OD (2 required)	47326	47326
15	SET SCREW 1/4-20 X 3/16 (2 required)	47751	47751
16	OIL TUBE W/FUNNEL (Oil Ready)	41239	41239
17	MAGNET HOLDER ASSY 32 OZ (Includes magnet and holder)	67925	67925
18	32 OZ REMOVABLE FRONT LID	68068	68068
19	AGITATOR WELD ASSY 32 OZ.	61221	61221
20	COUNTER WEIGHT, W-8/32 TAP	82108	82108
21	8-32 X 3/8 PH PAN HD M/S	42226	42226
22	CROSSBAR ASSY	41776HT	41776HT
23	32 OZ FIXED REAR LID	67918	67918


# 32 oz. Flat Lid Kettle Assembly – 2127EX, 2127EXL



# 32 oz. Flat Lid Kettle Assembly – 2127EX, 2127EXL



# 32 oz. Flat Lid Kettle Assembly – 2127EX, 2127EXL



## 32 oz. Flat Lid Kettle Assembly (2127EX, 2127EXL) Parts List

Item	Parts Description	Part Number	
		2127EX	2127EXL
1	CROSSBAR FASTENER	47977	47977
2	KETTLE BOTTOM ASSY (see next section for parts breakdown)	62300EX	62300EXL
3	KETTLE LEAD ASSEMBLY	55140	55140L
4	DUMP HANDLE PLASTIC	41139	41139
5	32 OZ LID AGITATOR ASSY (Complete Assy)	41775	41775
6	1/4-20 X 5/8 PH FL HD M/S (Apply Loctite 246 to screws before installing.)	67947	67947
7	THREADED BLOCK	47999	47999
8	BEARING, CAM FOLLOWER	61225	61225
9	SPACER (used to increase shaft height when Cam Follower Bearing does not rest at least 3/16" into Gear Block)	106035	106035
10	SPUR GEAR	41380	41380
11	SET SCREW #10-32 X 3/16	41742	41742
12	WOODRUFF KEY #3 1/8 X 1/2	41730	41730
13	SET COLLAR 1/2ID X 7/8OD (2 required)	47326	47326
14	SET SCREW 1/4-20 X 3/16 (2 required)	47751	47751
15	OIL TUBE W/FUNNEL (Oil Ready)	47689	47689
16	THREADED PLUG	68071	68071
17	FRONT KETTLE LID 32 OZ.	41935	41935
18	AGITATOR WELD ASSY 32 OZ.	61221	61221
19	CROSSBAR ASSY	41776	41776
20	REAR LID 32 OZ.	41936	41936

## 32 oz. Flat Lid Kettle Assembly (2127EX, 2127EXL) Parts List

Item	Parts Description	Part Number	
		2127EX	2127EXL
1	CROSSBAR FASTENER	47977	47977
2	KETTLE BOTTOM ASSY (see next section for parts breakdown)	62300EX	62300EXL
3	KETTLE LEAD ASSEMBLY	55140	55140L
4	DUMP HANDLE PLASTIC	41139	41139
5	32 OZ LID AGITATOR ASSY (Complete Assy)	41775	41775
6	1/4-20 X 5/8 PH FL HD M/S (Apply Loctite 246 to screws before installing.)	67947	67947
7	THREADED BLOCK	47999	47999
8	BEARING, CAM FOLLOWER	61225	61225
9	SPACER (used to increase shaft height when Cam Follower Bearing does not rest at least 3/16" into Gear Block)	106035	106035
10	SPUR GEAR	41380	41380
11	SET SCREW #10-32 X 3/16	41742	41742
12	WOODRUFF KEY #3 1/8 X 1/2	41730	41730
13	SET COLLAR 1/2ID X 7/8OD (2 required)	47326	47326
14	SET SCREW 1/4-20 X 3/16 (2 required)	47751	47751
15	OIL TUBE W/FUNNEL (Oil Ready)	47689	47689
16	THREADED PLUG	68071	68071
17	FRONT KETTLE LID 32 OZ.	41935	41935
18	AGITATOR WELD ASSY 32 OZ.	61221	61221
19	CROSSBAR ASSY	41776	41776
20	REAR LID 32 OZ.	41936	41936

## 32 oz. Flat Lid Kettle Assembly (2127EX, 2127EXL) Parts List

Item	Parts Description	Part Number	
		2127EX	2127EXL
1	CROSSBAR FASTENER	47977	47977
2	KETTLE BOTTOM ASSY (see next section for parts breakdown)	62300EX	62300EXL
3	KETTLE LEAD ASSEMBLY	55140	55140L
4	DUMP HANDLE PLASTIC	41139	41139
5	32 OZ LID AGITATOR ASSY (Complete Assy)	41775	41775
6	1/4-20 X 5/8 PH FL HD M/S (Apply Loctite 246 to screws before installing.)	67947	67947
7	THREADED BLOCK	47999	47999
8	BEARING, CAM FOLLOWER	61225	61225
9	SPACER (used to increase shaft height when Cam Follower Bearing does not rest at least 3/16" into Gear Block)	106035	106035
10	SPUR GEAR	41380	41380
11	SET SCREW #10-32 X 3/16	41742	41742
12	WOODRUFF KEY #3 1/8 X 1/2	41730	41730
13	SET COLLAR 1/2ID X 7/8OD (2 required)	47326	47326
14	SET SCREW 1/4-20 X 3/16 (2 required)	47751	47751
15	OIL TUBE W/FUNNEL (Oil Ready)	47689	47689
16	THREADED PLUG	68071	68071
17	FRONT KETTLE LID 32 OZ.	41935	41935
18	AGITATOR WELD ASSY 32 OZ.	61221	61221
19	CROSSBAR ASSY	41776	41776
20	REAR LID 32 OZ.	41936	41936

## 32 oz. Flat Lid Kettle Assembly (2127EX, 2127EXL) Parts List

Item	Parts Description	Part Number	
		2127EX	2127EXL
1	CROSSBAR FASTENER	47977	47977
2	KETTLE BOTTOM ASSY (see next section for parts breakdown)	62300EX	62300EXL
3	KETTLE LEAD ASSEMBLY	55140	55140L
4	DUMP HANDLE PLASTIC	41139	41139
5	32 OZ LID AGITATOR ASSY (Complete Assy)	41775	41775
6	1/4-20 X 5/8 PH FL HD M/S (Apply Loctite 246 to screws before installing.)	67947	67947
7	THREADED BLOCK	47999	47999
8	BEARING, CAM FOLLOWER	61225	61225
9	SPACER (used to increase shaft height when Cam Follower Bearing does not rest at least 3/16" into Gear Block)	106035	106035
10	SPUR GEAR	41380	41380
11	SET SCREW #10-32 X 3/16	41742	41742
12	WOODRUFF KEY #3 1/8 X 1/2	41730	41730
13	SET COLLAR 1/2ID X 7/8OD (2 required)	47326	47326
14	SET SCREW 1/4-20 X 3/16 (2 required)	47751	47751
15	OIL TUBE W/FUNNEL (Oil Ready)	47689	47689
16	THREADED PLUG	68071	68071
17	FRONT KETTLE LID 32 OZ.	41935	41935
18	AGITATOR WELD ASSY 32 OZ.	61221	61221
19	CROSSBAR ASSY	41776	41776
20	REAR LID 32 OZ.	41936	41936

## 32 oz. Flat Lid Kettle Assembly (2127EX, 2127EXL) Parts List

Item	Parts Description	Part Number	
		2127EX	2127EXL
1	CROSSBAR FASTENER	47977	47977
2	KETTLE BOTTOM ASSY (see next section for parts breakdown)	62300EX	62300EXL
3	KETTLE LEAD ASSEMBLY	55140	55140L
4	DUMP HANDLE PLASTIC	41139	41139
5	32 OZ LID AGITATOR ASSY (Complete Assy)	41775	41775
6	1/4-20 X 5/8 PH FL HD M/S (Apply Loctite 246 to screws before installing.)	67947	67947
7	THREADED BLOCK	47999	47999
8	BEARING, CAM FOLLOWER	61225	61225
9	SPACER (used to increase shaft height when Cam Follower Bearing does not rest at least 3/16" into Gear Block)	106035	106035
10	SPUR GEAR	41380	41380
11	SET SCREW #10-32 X 3/16	41742	41742
12	WOODRUFF KEY #3 1/8 X 1/2	41730	41730
13	SET COLLAR 1/2ID X 7/8OD (2 required)	47326	47326
14	SET SCREW 1/4-20 X 3/16 (2 required)	47751	47751
15	OIL TUBE W/FUNNEL (Oil Ready)	47689	47689
16	THREADED PLUG	68071	68071
17	FRONT KETTLE LID 32 OZ.	41935	41935
18	AGITATOR WELD ASSY 32 OZ.	61221	61221
19	CROSSBAR ASSY	41776	41776
20	REAR LID 32 OZ.	41936	41936

## 32 oz. Flat Lid Kettle Assembly (2127EX, 2127EXL) Parts List

Item	Parts Description	Part Number	
		2127EX	2127EXL
1	CROSSBAR FASTENER	47977	47977
2	KETTLE BOTTOM ASSY (see next section for parts breakdown)	62300EX	62300EXL
3	KETTLE LEAD ASSEMBLY	55140	55140L
4	DUMP HANDLE PLASTIC	41139	41139
5	32 OZ LID AGITATOR ASSY (Complete Assy)	41775	41775
6	1/4-20 X 5/8 PH FL HD M/S (Apply Loctite 246 to screws before installing.)	67947	67947
7	THREADED BLOCK	47999	47999
8	BEARING, CAM FOLLOWER	61225	61225
9	SPACER (used to increase shaft height when Cam Follower Bearing does not rest at least 3/16" into Gear Block)	106035	106035
10	SPUR GEAR	41380	41380
11	SET SCREW #10-32 X 3/16	41742	41742
12	WOODRUFF KEY #3 1/8 X 1/2	41730	41730
13	SET COLLAR 1/2ID X 7/8OD (2 required)	47326	47326
14	SET SCREW 1/4-20 X 3/16 (2 required)	47751	47751
15	OIL TUBE W/FUNNEL (Oil Ready)	47689	47689
16	THREADED PLUG	68071	68071
17	FRONT KETTLE LID 32 OZ.	41935	41935
18	AGITATOR WELD ASSY 32 OZ.	61221	61221
19	CROSSBAR ASSY	41776	41776
20	REAR LID 32 OZ.	41936	41936

## 32 oz. Flat Lid Kettle Assembly (2127EX, 2127EXL) Parts List

Item	Parts Description	Part Number	
		2127EX	2127EXL
1	CROSSBAR FASTENER	47977	47977
2	KETTLE BOTTOM ASSY (see next section for parts breakdown)	62300EX	62300EXL
3	KETTLE LEAD ASSEMBLY	55140	55140L
4	DUMP HANDLE PLASTIC	41139	41139
5	32 OZ LID AGITATOR ASSY (Complete Assy)	41775	41775
6	1/4-20 X 5/8 PH FL HD M/S (Apply Loctite 246 to screws before installing.)	67947	67947
7	THREADED BLOCK	47999	47999
8	BEARING, CAM FOLLOWER	61225	61225
9	SPACER (used to increase shaft height when Cam Follower Bearing does not rest at least 3/16" into Gear Block)	106035	106035
10	SPUR GEAR	41380	41380
11	SET SCREW #10-32 X 3/16	41742	41742
12	WOODRUFF KEY #3 1/8 X 1/2	41730	41730
13	SET COLLAR 1/2ID X 7/8OD (2 required)	47326	47326
14	SET SCREW 1/4-20 X 3/16 (2 required)	47751	47751
15	OIL TUBE W/FUNNEL (Oil Ready)	47689	47689
16	THREADED PLUG	68071	68071
17	FRONT KETTLE LID 32 OZ.	41935	41935
18	AGITATOR WELD ASSY 32 OZ.	61221	61221
19	CROSSBAR ASSY	41776	41776
20	REAR LID 32 OZ.	41936	41936

## 32 oz. Flat Lid Kettle Assembly (2127EX, 2127EXL) Parts List

Item	Parts Description	Part Number	
		2127EX	2127EXL
1	CROSSBAR FASTENER	47977	47977
2	KETTLE BOTTOM ASSY (see next section for parts breakdown)	62300EX	62300EXL
3	KETTLE LEAD ASSEMBLY	55140	55140L
4	DUMP HANDLE PLASTIC	41139	41139
5	32 OZ LID AGITATOR ASSY (Complete Assy)	41775	41775
6	1/4-20 X 5/8 PH FL HD M/S (Apply Loctite 246 to screws before installing.)	67947	67947
7	THREADED BLOCK	47999	47999
8	BEARING, CAM FOLLOWER	61225	61225
9	SPACER (used to increase shaft height when Cam Follower Bearing does not rest at least 3/16" into Gear Block)	106035	106035
10	SPUR GEAR	41380	41380
11	SET SCREW #10-32 X 3/16	41742	41742
12	WOODRUFF KEY #3 1/8 X 1/2	41730	41730
13	SET COLLAR 1/2ID X 7/8OD (2 required)	47326	47326
14	SET SCREW 1/4-20 X 3/16 (2 required)	47751	47751
15	OIL TUBE W/FUNNEL (Oil Ready)	47689	47689
16	THREADED PLUG	68071	68071
17	FRONT KETTLE LID 32 OZ.	41935	41935
18	AGITATOR WELD ASSY 32 OZ.	61221	61221
19	CROSSBAR ASSY	41776	41776
20	REAR LID 32 OZ.	41936	41936

## 32 oz. Flat Lid Kettle Assembly (2127EX, 2127EXL) Parts List

Item	Parts Description	Part Number	
		2127EX	2127EXL
1	CROSSBAR FASTENER	47977	47977
2	KETTLE BOTTOM ASSY (see next section for parts breakdown)	62300EX	62300EXL
3	KETTLE LEAD ASSEMBLY	55140	55140L
4	DUMP HANDLE PLASTIC	41139	41139
5	32 OZ LID AGITATOR ASSY (Complete Assy)	41775	41775
6	1/4-20 X 5/8 PH FL HD M/S (Apply Loctite 246 to screws before installing.)	67947	67947
7	THREADED BLOCK	47999	47999
8	BEARING, CAM FOLLOWER	61225	61225
9	SPACER (used to increase shaft height when Cam Follower Bearing does not rest at least 3/16" into Gear Block)	106035	106035
10	SPUR GEAR	41380	41380
11	SET SCREW #10-32 X 3/16	41742	41742
12	WOODRUFF KEY #3 1/8 X 1/2	41730	41730
13	SET COLLAR 1/2ID X 7/8OD (2 required)	47326	47326
14	SET SCREW 1/4-20 X 3/16 (2 required)	47751	47751
15	OIL TUBE W/FUNNEL (Oil Ready)	47689	47689
16	THREADED PLUG	68071	68071
17	FRONT KETTLE LID 32 OZ.	41935	41935
18	AGITATOR WELD ASSY 32 OZ.	61221	61221
19	CROSSBAR ASSY	41776	41776
20	REAR LID 32 OZ.	41936	41936

## 32 oz. Flat Lid Kettle Assembly (2127EX, 2127EXL) Parts List

Item	Parts Description	Part Number	
		2127EX	2127EXL
1	CROSSBAR FASTENER	47977	47977
2	KETTLE BOTTOM ASSY (see next section for parts breakdown)	62300EX	62300EXL
3	KETTLE LEAD ASSEMBLY	55140	55140L
4	DUMP HANDLE PLASTIC	41139	41139
5	32 OZ LID AGITATOR ASSY (Complete Assy)	41775	41775
6	1/4-20 X 5/8 PH FL HD M/S (Apply Loctite 246 to screws before installing.)	67947	67947
7	THREADED BLOCK	47999	47999
8	BEARING, CAM FOLLOWER	61225	61225
9	SPACER (used to increase shaft height when Cam Follower Bearing does not rest at least 3/16" into Gear Block)	106035	106035
10	SPUR GEAR	41380	41380
11	SET SCREW #10-32 X 3/16	41742	41742
12	WOODRUFF KEY #3 1/8 X 1/2	41730	41730
13	SET COLLAR 1/2ID X 7/8OD (2 required)	47326	47326
14	SET SCREW 1/4-20 X 3/16 (2 required)	47751	47751
15	OIL TUBE W/FUNNEL (Oil Ready)	47689	47689
16	THREADED PLUG	68071	68071
17	FRONT KETTLE LID 32 OZ.	41935	41935
18	AGITATOR WELD ASSY 32 OZ.	61221	61221
19	CROSSBAR ASSY	41776	41776
20	REAR LID 32 OZ.	41936	41936

## 32 oz. Flat Lid Kettle Assembly (2127EX, 2127EXL) Parts List

Item	Parts Description	Part Number	
		2127EX	2127EXL
1	CROSSBAR FASTENER	47977	47977
2	KETTLE BOTTOM ASSY (see next section for parts breakdown)	62300EX	62300EXL
3	KETTLE LEAD ASSEMBLY	55140	55140L
4	DUMP HANDLE PLASTIC	41139	41139
5	32 OZ LID AGITATOR ASSY (Complete Assy)	41775	41775
6	1/4-20 X 5/8 PH FL HD M/S (Apply Loctite 246 to screws before installing.)	67947	67947
7	THREADED BLOCK	47999	47999
8	BEARING, CAM FOLLOWER	61225	61225
9	SPACER (used to increase shaft height when Cam Follower Bearing does not rest at least 3/16" into Gear Block)	106035	106035
10	SPUR GEAR	41380	41380
11	SET SCREW #10-32 X 3/16	41742	41742
12	WOODRUFF KEY #3 1/8 X 1/2	41730	41730
13	SET COLLAR 1/2ID X 7/8OD (2 required)	47326	47326
14	SET SCREW 1/4-20 X 3/16 (2 required)	47751	47751
15	OIL TUBE W/FUNNEL (Oil Ready)	47689	47689
16	THREADED PLUG	68071	68071
17	FRONT KETTLE LID 32 OZ.	41935	41935
18	AGITATOR WELD ASSY 32 OZ.	61221	61221
19	CROSSBAR ASSY	41776	41776
20	REAR LID 32 OZ.	41936	41936

## 32 oz. Flat Lid Kettle Assembly (2127EX, 2127EXL) Parts List

Item	Parts Description	Part Number	
		2127EX	2127EXL
1	CROSSBAR FASTENER	47977	47977
2	KETTLE BOTTOM ASSY (see next section for parts breakdown)	62300EX	62300EXL
3	KETTLE LEAD ASSEMBLY	55140	55140L
4	DUMP HANDLE PLASTIC	41139	41139
5	32 OZ LID AGITATOR ASSY (Complete Assy)	41775	41775
6	1/4-20 X 5/8 PH FL HD M/S (Apply Loctite 246 to screws before installing.)	67947	67947
7	THREADED BLOCK	47999	47999
8	BEARING, CAM FOLLOWER	61225	61225
9	SPACER (used to increase shaft height when Cam Follower Bearing does not rest at least 3/16" into Gear Block)	106035	106035
10	SPUR GEAR	41380	41380
11	SET SCREW #10-32 X 3/16	41742	41742
12	WOODRUFF KEY #3 1/8 X 1/2	41730	41730
13	SET COLLAR 1/2ID X 7/8OD (2 required)	47326	47326
14	SET SCREW 1/4-20 X 3/16 (2 required)	47751	47751
15	OIL TUBE W/FUNNEL (Oil Ready)	47689	47689
16	THREADED PLUG	68071	68071
17	FRONT KETTLE LID 32 OZ.	41935	41935
18	AGITATOR WELD ASSY 32 OZ.	61221	61221
19	CROSSBAR ASSY	41776	41776
20	REAR LID 32 OZ.	41936	41936

## 32 oz. Flat Lid Kettle Assembly (2127EX, 2127EXL) Parts List

Item	Parts Description	Part Number	
		2127EX	2127EXL
1	CROSSBAR FASTENER	47977	47977
2	KETTLE BOTTOM ASSY (see next section for parts breakdown)	62300EX	62300EXL
3	KETTLE LEAD ASSEMBLY	55140	55140L
4	DUMP HANDLE PLASTIC	41139	41139
5	32 OZ LID AGITATOR ASSY (Complete Assy)	41775	41775
6	1/4-20 X 5/8 PH FL HD M/S (Apply Loctite 246 to screws before installing.)	67947	67947
7	THREADED BLOCK	47999	47999
8	BEARING, CAM FOLLOWER	61225	61225
9	SPACER (used to increase shaft height when Cam Follower Bearing does not rest at least 3/16" into Gear Block)	106035	106035
10	SPUR GEAR	41380	41380
11	SET SCREW #10-32 X 3/16	41742	41742
12	WOODRUFF KEY #3 1/8 X 1/2	41730	41730
13	SET COLLAR 1/2ID X 7/8OD (2 required)	47326	47326
14	SET SCREW 1/4-20 X 3/16 (2 required)	47751	47751
15	OIL TUBE W/FUNNEL (Oil Ready)	47689	47689
16	THREADED PLUG	68071	68071
17	FRONT KETTLE LID 32 OZ.	41935	41935
18	AGITATOR WELD ASSY 32 OZ.	61221	61221
19	CROSSBAR ASSY	41776	41776
20	REAR LID 32 OZ.	41936	41936

## 32 oz. Flat Lid Kettle Assembly (2127EX, 2127EXL) Parts List

Item	Parts Description	Part Number	
		2127EX	2127EXL
1	CROSSBAR FASTENER	47977	47977
2	KETTLE BOTTOM ASSY (see next section for parts breakdown)	62300EX	62300EXL
3	KETTLE LEAD ASSEMBLY	55140	55140L
4	DUMP HANDLE PLASTIC	41139	41139
5	32 OZ LID AGITATOR ASSY (Complete Assy)	41775	41775
6	1/4-20 X 5/8 PH FL HD M/S (Apply Loctite 246 to screws before installing.)	67947	67947
7	THREADED BLOCK	47999	47999
8	BEARING, CAM FOLLOWER	61225	61225
9	SPACER (used to increase shaft height when Cam Follower Bearing does not rest at least 3/16" into Gear Block)	106035	106035
10	SPUR GEAR	41380	41380
11	SET SCREW #10-32 X 3/16	41742	41742
12	WOODRUFF KEY #3 1/8 X 1/2	41730	41730
13	SET COLLAR 1/2ID X 7/8OD (2 required)	47326	47326
14	SET SCREW 1/4-20 X 3/16 (2 required)	47751	47751
15	OIL TUBE W/FUNNEL (Oil Ready)	47689	47689
16	THREADED PLUG	68071	68071
17	FRONT KETTLE LID 32 OZ.	41935	41935
18	AGITATOR WELD ASSY 32 OZ.	61221	61221
19	CROSSBAR ASSY	41776	41776
20	REAR LID 32 OZ.	41936	41936

## 32 oz. Flat Lid Kettle Assembly (2127EX, 2127EXL) Parts List

Item	Parts Description	Part Number	
		2127EX	2127EXL
1	CROSSBAR FASTENER	47977	47977
2	KETTLE BOTTOM ASSY (see next section for parts breakdown)	62300EX	62300EXL
3	KETTLE LEAD ASSEMBLY	55140	55140L
4	DUMP HANDLE PLASTIC	41139	41139
5	32 OZ LID AGITATOR ASSY (Complete Assy)	41775	41775
6	1/4-20 X 5/8 PH FL HD M/S (Apply Loctite 246 to screws before installing.)	67947	67947
7	THREADED BLOCK	47999	47999
8	BEARING, CAM FOLLOWER	61225	61225
9	SPACER (used to increase shaft height when Cam Follower Bearing does not rest at least 3/16" into Gear Block)	106035	106035
10	SPUR GEAR	41380	41380
11	SET SCREW #10-32 X 3/16	41742	41742
12	WOODRUFF KEY #3 1/8 X 1/2	41730	41730
13	SET COLLAR 1/2ID X 7/8OD (2 required)	47326	47326
14	SET SCREW 1/4-20 X 3/16 (2 required)	47751	47751
15	OIL TUBE W/FUNNEL (Oil Ready)	47689	47689
16	THREADED PLUG	68071	68071
17	FRONT KETTLE LID 32 OZ.	41935	41935
18	AGITATOR WELD ASSY 32 OZ.	61221	61221
19	CROSSBAR ASSY	41776	41776
20	REAR LID 32 OZ.	41936	41936

## 32 oz. Flat Lid Kettle Assembly (2127EX, 2127EXL) Parts List

Item	Parts Description	Part Number	
		2127EX	2127EXL
1	CROSSBAR FASTENER	47977	47977
2	KETTLE BOTTOM ASSY (see next section for parts breakdown)	62300EX	62300EXL
3	KETTLE LEAD ASSEMBLY	55140	55140L
4	DUMP HANDLE PLASTIC	41139	41139
5	32 OZ LID AGITATOR ASSY (Complete Assy)	41775	41775
6	1/4-20 X 5/8 PH FL HD M/S (Apply Loctite 246 to screws before installing.)	67947	67947
7	THREADED BLOCK	47999	47999
8	BEARING, CAM FOLLOWER	61225	61225
9	SPACER (used to increase shaft height when Cam Follower Bearing does not rest at least 3/16" into Gear Block)	106035	106035
10	SPUR GEAR	41380	41380
11	SET SCREW #10-32 X 3/16	41742	41742
12	WOODRUFF KEY #3 1/8 X 1/2	41730	41730
13	SET COLLAR 1/2ID X 7/8OD (2 required)	47326	47326
14	SET SCREW 1/4-20 X 3/16 (2 required)	47751	47751
15	OIL TUBE W/FUNNEL (Oil Ready)	47689	47689
16	THREADED PLUG	68071	68071
17	FRONT KETTLE LID 32 OZ.	41935	41935
18	AGITATOR WELD ASSY 32 OZ.	61221	61221
19	CROSSBAR ASSY	41776	41776
20	REAR LID 32 OZ.	41936	41936

## 32 oz. Flat Lid Kettle Assembly (2127EX, 2127EXL) Parts List

Item	Parts Description	Part Number	
		2127EX	2127EXL
1	CROSSBAR FASTENER	47977	47977
2	KETTLE BOTTOM ASSY (see next section for parts breakdown)	62300EX	62300EXL
3	KETTLE LEAD ASSEMBLY	55140	55140L
4	DUMP HANDLE PLASTIC	41139	41139
5	32 OZ LID AGITATOR ASSY (Complete Assy)	41775	41775
6	1/4-20 X 5/8 PH FL HD M/S (Apply Loctite 246 to screws before installing.)	67947	67947
7	THREADED BLOCK	47999	47999
8	BEARING, CAM FOLLOWER	61225	61225
9	SPACER (used to increase shaft height when Cam Follower Bearing does not rest at least 3/16" into Gear Block)	106035	106035
10	SPUR GEAR	41380	41380
11	SET SCREW #10-32 X 3/16	41742	41742
12	WOODRUFF KEY #3 1/8 X 1/2	41730	41730
13	SET COLLAR 1/2ID X 7/8OD (2 required)	47326	47326
14	SET SCREW 1/4-20 X 3/16 (2 required)	47751	47751
15	OIL TUBE W/FUNNEL (Oil Ready)	47689	47689
16	THREADED PLUG	68071	68071
17	FRONT KETTLE LID 32 OZ.	41935	41935
18	AGITATOR WELD ASSY 32 OZ.	61221	61221
19	CROSSBAR ASSY	41776	41776
20	REAR LID 32 OZ.	41936	41936

## 32 oz. Flat Lid Kettle Assembly (2127EX, 2127EXL) Parts List

Item	Parts Description	Part Number	
		2127EX	2127EXL
1	CROSSBAR FASTENER	47977	47977
2	KETTLE BOTTOM ASSY (see next section for parts breakdown)	62300EX	62300EXL
3	KETTLE LEAD ASSEMBLY	55140	55140L
4	DUMP HANDLE PLASTIC	41139	41139
5	32 OZ LID AGITATOR ASSY (Complete Assy)	41775	41775
6	1/4-20 X 5/8 PH FL HD M/S (Apply Loctite 246 to screws before installing.)	67947	67947
7	THREADED BLOCK	47999	47999
8	BEARING, CAM FOLLOWER	61225	61225
9	SPACER (used to increase shaft height when Cam Follower Bearing does not rest at least 3/16" into Gear Block)	106035	106035
10	SPUR GEAR	41380	41380
11	SET SCREW #10-32 X 3/16	41742	41742
12	WOODRUFF KEY #3 1/8 X 1/2	41730	41730
13	SET COLLAR 1/2ID X 7/8OD (2 required)	47326	47326
14	SET SCREW 1/4-20 X 3/16 (2 required)	47751	47751
15	OIL TUBE W/FUNNEL (Oil Ready)	47689	47689
16	THREADED PLUG	68071	68071
17	FRONT KETTLE LID 32 OZ.	41935	41935
18	AGITATOR WELD ASSY 32 OZ.	61221	61221
19	CROSSBAR ASSY	41776	41776
20	REAR LID 32 OZ.	41936	41936

## 32 oz. Flat Lid Kettle Assembly (2127EX, 2127EXL) Parts List

Item	Parts Description	Part Number	
		2127EX	2127EXL
1	CROSSBAR FASTENER	47977	47977
2	KETTLE BOTTOM ASSY (see next section for parts breakdown)	62300EX	62300EXL
3	KETTLE LEAD ASSEMBLY	55140	55140L
4	DUMP HANDLE PLASTIC	41139	41139
5	32 OZ LID AGITATOR ASSY (Complete Assy)	41775	41775
6	1/4-20 X 5/8 PH FL HD M/S (Apply Loctite 246 to screws before installing.)	67947	67947
7	THREADED BLOCK	47999	47999
8	BEARING, CAM FOLLOWER	61225	61225
9	SPACER (used to increase shaft height when Cam Follower Bearing does not rest at least 3/16" into Gear Block)	106035	106035
10	SPUR GEAR	41380	41380
11	SET SCREW #10-32 X 3/16	41742	41742
12	WOODRUFF KEY #3 1/8 X 1/2	41730	41730
13	SET COLLAR 1/2ID X 7/8OD (2 required)	47326	47326
14	SET SCREW 1/4-20 X 3/16 (2 required)	47751	47751
15	OIL TUBE W/FUNNEL (Oil Ready)	47689	47689
16	THREADED PLUG	68071	68071
17	FRONT KETTLE LID 32 OZ.	41935	41935
18	AGITATOR WELD ASSY 32 OZ.	61221	61221
19	CROSSBAR ASSY	41776	41776
20	REAR LID 32 OZ.	41936	41936

## 32 oz. Flat Lid Kettle Assembly (2127EX, 2127EXL) Parts List

Item	Parts Description	Part Number	
		2127EX	2127EXL
1	CROSSBAR FASTENER	47977	47977
2	KETTLE BOTTOM ASSY (see next section for parts breakdown)	62300EX	62300EXL
3	KETTLE LEAD ASSEMBLY	55140	55140L
4	DUMP HANDLE PLASTIC	41139	41139
5	32 OZ LID AGITATOR ASSY (Complete Assy)	41775	41775
6	1/4-20 X 5/8 PH FL HD M/S (Apply Loctite 246 to screws before installing.)	67947	67947
7	THREADED BLOCK	47999	47999
8	BEARING, CAM FOLLOWER	61225	61225
9	SPACER (used to increase shaft height when Cam Follower Bearing does not rest at least 3/16" into Gear Block)	106035	106035
10	SPUR GEAR	41380	41380
11	SET SCREW #10-32 X 3/16	41742	41742
12	WOODRUFF KEY #3 1/8 X 1/2	41730	41730
13	SET COLLAR 1/2ID X 7/8OD (2 required)	47326	47326
14	SET SCREW 1/4-20 X 3/16 (2 required)	47751	47751
15	OIL TUBE W/FUNNEL (Oil Ready)	47689	47689
16	THREADED PLUG	68071	68071
17	FRONT KETTLE LID 32 OZ.	41935	41935
18	AGITATOR WELD ASSY 32 OZ.	61221	61221
19	CROSSBAR ASSY	41776	41776
20	REAR LID 32 OZ.	41936	41936

## 32 oz. Flat Lid Kettle Assembly (2127EX, 2127EXL) Parts List

Item	Parts Description	Part Number	
		2127EX	2127EXL
1	CROSSBAR FASTENER	47977	47977
2	KETTLE BOTTOM ASSY (see next section for parts breakdown)	62300EX	62300EXL
3	KETTLE LEAD ASSEMBLY	55140	55140L
4	DUMP HANDLE PLASTIC	41139	41139
5	32 OZ LID AGITATOR ASSY (Complete Assy)	41775	41775
6	1/4-20 X 5/8 PH FL HD M/S (Apply Loctite 246 to screws before installing.)	67947	67947
7	THREADED BLOCK	47999	47999
8	BEARING, CAM FOLLOWER	61225	61225
9	SPACER (used to increase shaft height when Cam Follower Bearing does not rest at least 3/16" into Gear Block)	106035	106035
10	SPUR GEAR	41380	41380
11	SET SCREW #10-32 X 3/16	41742	41742
12	WOODRUFF KEY #3 1/8 X 1/2	41730	41730
13	SET COLLAR 1/2ID X 7/8OD (2 required)	47326	47326
14	SET SCREW 1/4-20 X 3/16 (2 required)	47751	47751
15	OIL TUBE W/FUNNEL (Oil Ready)	47689	47689
16	THREADED PLUG	68071	68071
17	FRONT KETTLE LID 32 OZ.	41935	41935
18	AGITATOR WELD ASSY 32 OZ.	61221	61221
19	CROSSBAR ASSY	41776	41776
20	REAR LID 32 OZ.	41936	41936

## 32 oz. Flat Lid Kettle Assembly (2127EX, 2127EXL) Parts List

Item	Parts Description	Part Number	
		2127EX	2127EXL
1	CROSSBAR FASTENER	47977	47977
2	KETTLE BOTTOM ASSY (see next section for parts breakdown)	62300EX	62300EXL
3	KETTLE LEAD ASSEMBLY	55140	55140L
4	DUMP HANDLE PLASTIC	41139	41139
5	32 OZ LID AGITATOR ASSY (Complete Assy)	41775	41775
6	1/4-20 X 5/8 PH FL HD M/S (Apply Loctite 246 to screws before installing.)	67947	67947
7	THREADED BLOCK	47999	47999
8	BEARING, CAM FOLLOWER	61225	61225
9	SPACER (used to increase shaft height when Cam Follower Bearing does not rest at least 3/16" into Gear Block)	106035	106035
10	SPUR GEAR	41380	41380
11	SET SCREW #10-32 X 3/16	41742	41742
12	WOODRUFF KEY #3 1/8 X 1/2	41730	41730
13	SET COLLAR 1/2ID X 7/8OD (2 required)	47326	47326
14	SET SCREW 1/4-20 X 3/16 (2 required)	47751	47751
15	OIL TUBE W/FUNNEL (Oil Ready)	47689	47689
16	THREADED PLUG	68071	68071
17	FRONT KETTLE LID 32 OZ.	41935	41935
18	AGITATOR WELD ASSY 32 OZ.	61221	61221
19	CROSSBAR ASSY	41776	41776
20	REAR LID 32 OZ.	41936	41936

## 32 oz. Flat Lid Kettle Assembly (2127EX, 2127EXL) Parts List

Item	Parts Description	Part Number	
		2127EX	2127EXL
1	CROSSBAR FASTENER	47977	47977
2	KETTLE BOTTOM ASSY (see next section for parts breakdown)	62300EX	62300EXL
3	KETTLE LEAD ASSEMBLY	55140	55140L
4	DUMP HANDLE PLASTIC	41139	41139
5	32 OZ LID AGITATOR ASSY (Complete Assy)	41775	41775
6	1/4-20 X 5/8 PH FL HD M/S (Apply Loctite 246 to screws before installing.)	67947	67947
7	THREADED BLOCK	47999	47999
8	BEARING, CAM FOLLOWER	61225	61225
9	SPACER (used to increase shaft height when Cam Follower Bearing does not rest at least 3/16" into Gear Block)	106035	106035
10	SPUR GEAR	41380	41380
11	SET SCREW #10-32 X 3/16	41742	41742
12	WOODRUFF KEY #3 1/8 X 1/2	41730	41730
13	SET COLLAR 1/2ID X 7/8OD (2 required)	47326	47326
14	SET SCREW 1/4-20 X 3/16 (2 required)	47751	47751
15	OIL TUBE W/FUNNEL (Oil Ready)	47689	47689
16	THREADED PLUG	68071	68071
17	FRONT KETTLE LID 32 OZ.	41935	41935
18	AGITATOR WELD ASSY 32 OZ.	61221	61221
19	CROSSBAR ASSY	41776	41776
20	REAR LID 32 OZ.	41936	41936

## 32 oz. Flat Lid Kettle Assembly (2127EX, 2127EXL) Parts List

Item	Parts Description	Part Number	
		2127EX	2127EXL
1	CROSSBAR FASTENER	47977	47977
2	KETTLE BOTTOM ASSY (see next section for parts breakdown)	62300EX	62300EXL
3	KETTLE LEAD ASSEMBLY	55140	55140L
4	DUMP HANDLE PLASTIC	41139	41139
5	32 OZ LID AGITATOR ASSY (Complete Assy)	41775	41775
6	1/4-20 X 5/8 PH FL HD M/S (Apply Loctite 246 to screws before installing.)	67947	67947
7	THREADED BLOCK	47999	47999
8	BEARING, CAM FOLLOWER	61225	61225
9	SPACER (used to increase shaft height when Cam Follower Bearing does not rest at least 3/16" into Gear Block)	106035	106035
10	SPUR GEAR	41380	41380
11	SET SCREW #10-32 X 3/16	41742	41742
12	WOODRUFF KEY #3 1/8 X 1/2	41730	41730
13	SET COLLAR 1/2ID X 7/8OD (2 required)	47326	47326
14	SET SCREW 1/4-20 X 3/16 (2 required)	47751	47751
15	OIL TUBE W/FUNNEL (Oil Ready)	47689	47689
16	THREADED PLUG	68071	68071
17	FRONT KETTLE LID 32 OZ.	41935	41935
18	AGITATOR WELD ASSY 32 OZ.	61221	61221
19	CROSSBAR ASSY	41776	41776
20	REAR LID 32 OZ.	41936	41936

## 32 oz. Flat Lid Kettle Assembly (2127EX, 2127EXL) Parts List

Item	Parts Description	Part Number	
		2127EX	2127EXL
1	CROSSBAR FASTENER	47977	47977
2	KETTLE BOTTOM ASSY (see next section for parts breakdown)	62300EX	62300EXL
3	KETTLE LEAD ASSEMBLY	55140	55140L
4	DUMP HANDLE PLASTIC	41139	41139
5	32 OZ LID AGITATOR ASSY (Complete Assy)	41775	41775
6	1/4-20 X 5/8 PH FL HD M/S (Apply Loctite 246 to screws before installing.)	67947	67947
7	THREADED BLOCK	47999	47999
8	BEARING, CAM FOLLOWER	61225	61225
9	SPACER (used to increase shaft height when Cam Follower Bearing does not rest at least 3/16" into Gear Block)	106035	106035
10	SPUR GEAR	41380	41380
11	SET SCREW #10-32 X 3/16	41742	41742
12	WOODRUFF KEY #3 1/8 X 1/2	41730	41730
13	SET COLLAR 1/2ID X 7/8OD (2 required)	47326	47326
14	SET SCREW 1/4-20 X 3/16 (2 required)	47751	47751
15	OIL TUBE W/FUNNEL (Oil Ready)	47689	47689
16	THREADED PLUG	68071	68071
17	FRONT KETTLE LID 32 OZ.	41935	41935
18	AGITATOR WELD ASSY 32 OZ.	61221	61221
19	CROSSBAR ASSY	41776	41776
20	REAR LID 32 OZ.	41936	41936

## 32 oz. Flat Lid Kettle Assembly (2127EX, 2127EXL) Parts List

Item	Parts Description	Part Number	
		2127EX	2127EXL
1	CROSSBAR FASTENER	47977	47977
2	KETTLE BOTTOM ASSY (see next section for parts breakdown)	62300EX	62300EXL
3	KETTLE LEAD ASSEMBLY	55140	55140L
4	DUMP HANDLE PLASTIC	41139	41139
5	32 OZ LID AGITATOR ASSY (Complete Assy)	41775	41775
6	1/4-20 X 5/8 PH FL HD M/S (Apply Loctite 246 to screws before installing.)	67947	67947
7	THREADED BLOCK	47999	47999
8	BEARING, CAM FOLLOWER	61225	61225
9	SPACER (used to increase shaft height when Cam Follower Bearing does not rest at least 3/16" into Gear Block)	106035	106035
10	SPUR GEAR	41380	41380
11	SET SCREW #10-32 X 3/16	41742	41742
12	WOODRUFF KEY #3 1/8 X 1/2	41730	41730
13	SET COLLAR 1/2ID X 7/8OD (2 required)	47326	47326
14	SET SCREW 1/4-20 X 3/16 (2 required)	47751	47751
15	OIL TUBE W/FUNNEL (Oil Ready)	47689	47689
16	THREADED PLUG	68071	68071
17	FRONT KETTLE LID 32 OZ.	41935	41935
18	AGITATOR WELD ASSY 32 OZ.	61221	61221
19	CROSSBAR ASSY	41776	41776
20	REAR LID 32 OZ.	41936	41936

## 32 oz. Flat Lid Kettle Assembly (2127EX, 2127EXL) Parts List

Item	Parts Description	Part Number	
		2127EX	2127EXL
1	CROSSBAR FASTENER	47977	47977
2	KETTLE BOTTOM ASSY (see next section for parts breakdown)	62300EX	62300EXL
3	KETTLE LEAD ASSEMBLY	55140	55140L
4	DUMP HANDLE PLASTIC	41139	41139
5	32 OZ LID AGITATOR ASSY (Complete Assy)	41775	41775
6	1/4-20 X 5/8 PH FL HD M/S (Apply Loctite 246 to screws before installing.)	67947	67947
7	THREADED BLOCK	47999	47999
8	BEARING, CAM FOLLOWER	61225	61225
9	SPACER (used to increase shaft height when Cam Follower Bearing does not rest at least 3/16" into Gear Block)	106035	106035
10	SPUR GEAR	41380	41380
11	SET SCREW #10-32 X 3/16	41742	41742
12	WOODRUFF KEY #3 1/8 X 1/2	41730	41730
13	SET COLLAR 1/2ID X 7/8OD (2 required)	47326	47326
14	SET SCREW 1/4-20 X 3/16 (2 required)	47751	47751
15	OIL TUBE W/FUNNEL (Oil Ready)	47689	47689
16	THREADED PLUG	68071	68071
17	FRONT KETTLE LID 32 OZ.	41935	41935
18	AGITATOR WELD ASSY 32 OZ.	61221	61221
19	CROSSBAR ASSY	41776	41776
20	REAR LID 32 OZ.	41936	41936

## 32 oz. Flat Lid Kettle Assembly (2127EX, 2127EXL) Parts List

Item	Parts Description	Part Number	
		2127EX	2127EXL
1	CROSSBAR FASTENER	47977	47977
2	KETTLE BOTTOM ASSY (see next section for parts breakdown)	62300EX	62300EXL
3	KETTLE LEAD ASSEMBLY	55140	55140L
4	DUMP HANDLE PLASTIC	41139	41139
5	32 OZ LID AGITATOR ASSY (Complete Assy)	41775	41775
6	1/4-20 X 5/8 PH FL HD M/S (Apply Loctite 246 to screws before installing.)	67947	67947
7	THREADED BLOCK	47999	47999
8	BEARING, CAM FOLLOWER	61225	61225
9	SPACER (used to increase shaft height when Cam Follower Bearing does not rest at least 3/16" into Gear Block)	106035	106035
10	SPUR GEAR	41380	41380
11	SET SCREW #10-32 X 3/16	41742	41742
12	WOODRUFF KEY #3 1/8 X 1/2	41730	41730
13	SET COLLAR 1/2ID X 7/8OD (2 required)	47326	47326
14	SET SCREW 1/4-20 X 3/16 (2 required)	47751	47751
15	OIL TUBE W/FUNNEL (Oil Ready)	47689	47689
16	THREADED PLUG	68071	68071
17	FRONT KETTLE LID 32 OZ.	41935	41935
18	AGITATOR WELD ASSY 32 OZ.	61221	61221
19	CROSSBAR ASSY	41776	41776
20	REAR LID 32 OZ.	41936	41936

## 32 oz. Flat Lid Kettle Assembly (2127EX, 2127EXL) Parts List

Item	Parts Description	Part Number	
		2127EX	2127EXL
1	CROSSBAR FASTENER	47977	47977
2	KETTLE BOTTOM ASSY (see next section for parts breakdown)	62300EX	62300EXL
3	KETTLE LEAD ASSEMBLY	55140	55140L
4	DUMP HANDLE PLASTIC	41139	41139
5	32 OZ LID AGITATOR ASSY (Complete Assy)	41775	41775
6	1/4-20 X 5/8 PH FL HD M/S (Apply Loctite 246 to screws before installing.)	67947	67947
7	THREADED BLOCK	47999	47999
8	BEARING, CAM FOLLOWER	61225	61225
9	SPACER (used to increase shaft height when Cam Follower Bearing does not rest at least 3/16" into Gear Block)	106035	106035
10	SPUR GEAR	41380	41380
11	SET SCREW #10-32 X 3/16	41742	41742
12	WOODRUFF KEY #3 1/8 X 1/2	41730	41730
13	SET COLLAR 1/2ID X 7/8OD (2 required)	47326	47326
14	SET SCREW 1/4-20 X 3/16 (2 required)	47751	47751
15	OIL TUBE W/FUNNEL (Oil Ready)	47689	47689
16	THREADED PLUG	68071	68071
17	FRONT KETTLE LID 32 OZ.	41935	41935
18	AGITATOR WELD ASSY 32 OZ.	61221	61221
19	CROSSBAR ASSY	41776	41776
20	REAR LID 32 OZ.	41936	41936

## 32 oz. Flat Lid Kettle Assembly (2127EX, 2127EXL) Parts List

Item	Parts Description	Part Number	
		2127EX	2127EXL
1	CROSSBAR FASTENER	47977	47977
2	KETTLE BOTTOM ASSY (see next section for parts breakdown)	62300EX	62300EXL
3	KETTLE LEAD ASSEMBLY	55140	55140L
4	DUMP HANDLE PLASTIC	41139	41139
5	32 OZ LID AGITATOR ASSY (Complete Assy)	41775	41775
6	1/4-20 X 5/8 PH FL HD M/S (Apply Loctite 246 to screws before installing.)	67947	67947
7	THREADED BLOCK	47999	47999
8	BEARING, CAM FOLLOWER	61225	61225
9	SPACER (used to increase shaft height when Cam Follower Bearing does not rest at least 3/16" into Gear Block)	106035	106035
10	SPUR GEAR	41380	41380
11	SET SCREW #10-32 X 3/16	41742	41742
12	WOODRUFF KEY #3 1/8 X 1/2	41730	41730
13	SET COLLAR 1/2ID X 7/8OD (2 required)	47326	47326
14	SET SCREW 1/4-20 X 3/16 (2 required)	47751	47751
15	OIL TUBE W/FUNNEL (Oil Ready)	47689	47689
16	THREADED PLUG	68071	68071
17	FRONT KETTLE LID 32 OZ.	41935	41935
18	AGITATOR WELD ASSY 32 OZ.	61221	61221
19	CROSSBAR ASSY	41776	41776
20	REAR LID 32 OZ.	41936	41936

## 32 oz. Flat Lid Kettle Assembly (2127EX, 2127EXL) Parts List

Item	Parts Description	Part Number	
		2127EX	2127EXL
1	CROSSBAR FASTENER	47977	47977
2	KETTLE BOTTOM ASSY (see next section for parts breakdown)	62300EX	62300EXL
3	KETTLE LEAD ASSEMBLY	55140	55140L
4	DUMP HANDLE PLASTIC	41139	41139
5	32 OZ LID AGITATOR ASSY (Complete Assy)	41775	41775
6	1/4-20 X 5/8 PH FL HD M/S (Apply Loctite 246 to screws before installing.)	67947	67947
7	THREADED BLOCK	47999	47999
8	BEARING, CAM FOLLOWER	61225	61225
9	SPACER (used to increase shaft height when Cam Follower Bearing does not rest at least 3/16" into Gear Block)	106035	106035
10	SPUR GEAR	41380	41380
11	SET SCREW #10-32 X 3/16	41742	41742
12	WOODRUFF KEY #3 1/8 X 1/2	41730	41730
13	SET COLLAR 1/2ID X 7/8OD (2 required)	47326	47326
14	SET SCREW 1/4-20 X 3/16 (2 required)	47751	47751
15	OIL TUBE W/FUNNEL (Oil Ready)	47689	47689
16	THREADED PLUG	68071	68071
17	FRONT KETTLE LID 32 OZ.	41935	41935
18	AGITATOR WELD ASSY 32 OZ.	61221	61221
19	CROSSBAR ASSY	41776	41776
20	REAR LID 32 OZ.	41936	41936

## 32 oz. Flat Lid Kettle Assembly (2127EX, 2127EXL) Parts List

Item	Parts Description	Part Number	
		2127EX	2127EXL
1	CROSSBAR FASTENER	47977	47977
2	KETTLE BOTTOM ASSY (see next section for parts breakdown)	62300EX	62300EXL
3	KETTLE LEAD ASSEMBLY	55140	55140L
4	DUMP HANDLE PLASTIC	41139	41139
5	32 OZ LID AGITATOR ASSY (Complete Assy)	41775	41775
6	1/4-20 X 5/8 PH FL HD M/S (Apply Loctite 246 to screws before installing.)	67947	67947
7	THREADED BLOCK	47999	47999
8	BEARING, CAM FOLLOWER	61225	61225
9	SPACER (used to increase shaft height when Cam Follower Bearing does not rest at least 3/16" into Gear Block)	106035	106035
10	SPUR GEAR	41380	41380
11	SET SCREW #10-32 X 3/16	41742	41742
12	WOODRUFF KEY #3 1/8 X 1/2	41730	41730
13	SET COLLAR 1/2ID X 7/8OD (2 required)	47326	47326
14	SET SCREW 1/4-20 X 3/16 (2 required)	47751	47751
15	OIL TUBE W/FUNNEL (Oil Ready)	47689	47689
16	THREADED PLUG	68071	68071
17	FRONT KETTLE LID 32 OZ.	41935	41935
18	AGITATOR WELD ASSY 32 OZ.	61221	61221
19	CROSSBAR ASSY	41776	41776
20	REAR LID 32 OZ.	41936	41936

## 32 oz. Flat Lid Kettle Assembly (2127EX, 2127EXL) Parts List

Item	Parts Description	Part Number	
		2127EX	2127EXL
1	CROSSBAR FASTENER	47977	47977
2	KETTLE BOTTOM ASSY (see next section for parts breakdown)	62300EX	62300EXL
3	KETTLE LEAD ASSEMBLY	55140	55140L
4	DUMP HANDLE PLASTIC	41139	41139
5	32 OZ LID AGITATOR ASSY (Complete Assy)	41775	41775
6	1/4-20 X 5/8 PH FL HD M/S (Apply Loctite 246 to screws before installing.)	67947	67947
7	THREADED BLOCK	47999	47999
8	BEARING, CAM FOLLOWER	61225	61225
9	SPACER (used to increase shaft height when Cam Follower Bearing does not rest at least 3/16" into Gear Block)	106035	106035
10	SPUR GEAR	41380	41380
11	SET SCREW #10-32 X 3/16	41742	41742
12	WOODRUFF KEY #3 1/8 X 1/2	41730	41730
13	SET COLLAR 1/2ID X 7/8OD (2 required)	47326	47326
14	SET SCREW 1/4-20 X 3/16 (2 required)	47751	47751
15	OIL TUBE W/FUNNEL (Oil Ready)	47689	47689
16	THREADED PLUG	68071	68071
17	FRONT KETTLE LID 32 OZ.	41935	41935
18	AGITATOR WELD ASSY 32 OZ.	61221	61221
19	CROSSBAR ASSY	41776	41776
20	REAR LID 32 OZ.	41936	41936

## 32 oz. Flat Lid Kettle Assembly (2127EX, 2127EXL) Parts List

Item	Parts Description	Part Number	
		2127EX	2127EXL
1	CROSSBAR FASTENER	47977	47977
2	KETTLE BOTTOM ASSY (see next section for parts breakdown)	62300EX	62300EXL
3	KETTLE LEAD ASSEMBLY	55140	55140L
4	DUMP HANDLE PLASTIC	41139	41139
5	32 OZ LID AGITATOR ASSY (Complete Assy)	41775	41775
6	1/4-20 X 5/8 PH FL HD M/S (Apply Loctite 246 to screws before installing.)	67947	67947
7	THREADED BLOCK	47999	47999
8	BEARING, CAM FOLLOWER	61225	61225
9	SPACER (used to increase shaft height when Cam Follower Bearing does not rest at least 3/16" into Gear Block)	106035	106035
10	SPUR GEAR	41380	41380
11	SET SCREW #10-32 X 3/16	41742	41742
12	WOODRUFF KEY #3 1/8 X 1/2	41730	41730
13	SET COLLAR 1/2ID X 7/8OD (2 required)	47326	47326
14	SET SCREW 1/4-20 X 3/16 (2 required)	47751	47751
15	OIL TUBE W/FUNNEL (Oil Ready)	47689	47689
16	THREADED PLUG	68071	68071
17	FRONT KETTLE LID 32 OZ.	41935	41935
18	AGITATOR WELD ASSY 32 OZ.	61221	61221
19	CROSSBAR ASSY	41776	41776
20	REAR LID 32 OZ.	41936	41936

## 32 oz. Flat Lid Kettle Assembly (2127EX, 2127EXL) Parts List

Item	Parts Description	Part Number	
		2127EX	2127EXL
1	CROSSBAR FASTENER	47977	47977
2	KETTLE BOTTOM ASSY (see next section for parts breakdown)	62300EX	62300EXL
3	KETTLE LEAD ASSEMBLY	55140	55140L
4	DUMP HANDLE PLASTIC	41139	41139
5	32 OZ LID AGITATOR ASSY (Complete Assy)	41775	41775
6	1/4-20 X 5/8 PH FL HD M/S (Apply Loctite 246 to screws before installing.)	67947	67947
7	THREADED BLOCK	47999	47999
8	BEARING, CAM FOLLOWER	61225	61225
9	SPACER (used to increase shaft height when Cam Follower Bearing does not rest at least 3/16" into Gear Block)	106035	106035
10	SPUR GEAR	41380	41380
11	SET SCREW #10-32 X 3/16	41742	41742
12	WOODRUFF KEY #3 1/8 X 1/2	41730	41730
13	SET COLLAR 1/2ID X 7/8OD (2 required)	47326	47326
14	SET SCREW 1/4-20 X 3/16 (2 required)	47751	47751
15	OIL TUBE W/FUNNEL (Oil Ready)	47689	47689
16	THREADED PLUG	68071	68071
17	FRONT KETTLE LID 32 OZ.	41935	41935
18	AGITATOR WELD ASSY 32 OZ.	61221	61221
19	CROSSBAR ASSY	41776	41776
20	REAR LID 32 OZ.	41936	41936

## 32 oz. Flat Lid Kettle Assembly (2127EX, 2127EXL) Parts List

Item	Parts Description	Part Number	
		2127EX	2127EXL
1	CROSSBAR FASTENER	47977	47977
2	KETTLE BOTTOM ASSY (see next section for parts breakdown)	62300EX	62300EXL
3	KETTLE LEAD ASSEMBLY	55140	55140L
4	DUMP HANDLE PLASTIC	41139	41139
5	32 OZ LID AGITATOR ASSY (Complete Assy)	41775	41775
6	1/4-20 X 5/8 PH FL HD M/S (Apply Loctite 246 to screws before installing.)	67947	67947
7	THREADED BLOCK	47999	47999
8	BEARING, CAM FOLLOWER	61225	61225
9	SPACER (used to increase shaft height when Cam Follower Bearing does not rest at least 3/16" into Gear Block)	106035	106035
10	SPUR GEAR	41380	41380
11	SET SCREW #10-32 X 3/16	41742	41742
12	WOODRUFF KEY #3 1/8 X 1/2	41730	41730
13	SET COLLAR 1/2ID X 7/8OD (2 required)	47326	47326
14	SET SCREW 1/4-20 X 3/16 (2 required)	47751	47751
15	OIL TUBE W/FUNNEL (Oil Ready)	47689	47689
16	THREADED PLUG	68071	68071
17	FRONT KETTLE LID 32 OZ.	41935	41935
18	AGITATOR WELD ASSY 32 OZ.	61221	61221
19	CROSSBAR ASSY	41776	41776
20	REAR LID 32 OZ.	41936	41936

## 32 oz. Flat Lid Kettle Assembly (2127EX, 2127EXL) Parts List

Item	Parts Description	Part Number	
		2127EX	2127EXL
1	CROSSBAR FASTENER	47977	47977
2	KETTLE BOTTOM ASSY (see next section for parts breakdown)	62300EX	62300EXL
3	KETTLE LEAD ASSEMBLY	55140	55140L
4	DUMP HANDLE PLASTIC	41139	41139
5	32 OZ LID AGITATOR ASSY (Complete Assy)	41775	41775
6	1/4-20 X 5/8 PH FL HD M/S (Apply Loctite 246 to screws before installing.)	67947	67947
7	THREADED BLOCK	47999	47999
8	BEARING, CAM FOLLOWER	61225	61225
9	SPACER (used to increase shaft height when Cam Follower Bearing does not rest at least 3/16" into Gear Block)	106035	106035
10	SPUR GEAR	41380	41380
11	SET SCREW #10-32 X 3/16	41742	41742
12	WOODRUFF KEY #3 1/8 X 1/2	41730	41730
13	SET COLLAR 1/2ID X 7/8OD (2 required)	47326	47326
14	SET SCREW 1/4-20 X 3/16 (2 required)	47751	47751
15	OIL TUBE W/FUNNEL (Oil Ready)	47689	47689
16	THREADED PLUG	68071	68071
17	FRONT KETTLE LID 32 OZ.	41935	41935
18	AGITATOR WELD ASSY 32 OZ.	61221	61221
19	CROSSBAR ASSY	41776	41776
20	REAR LID 32 OZ.	41936	41936

## 32 oz. Flat Lid Kettle Assembly (2127EX, 2127EXL) Parts List

Item	Parts Description	Part Number	
		2127EX	2127EXL
1	CROSSBAR FASTENER	47977	47977
2	KETTLE BOTTOM ASSY (see next section for parts breakdown)	62300EX	62300EXL
3	KETTLE LEAD ASSEMBLY	55140	55140L
4	DUMP HANDLE PLASTIC	41139	41139
5	32 OZ LID AGITATOR ASSY (Complete Assy)	41775	41775
6	1/4-20 X 5/8 PH FL HD M/S (Apply Loctite 246 to screws before installing.)	67947	67947
7	THREADED BLOCK	47999	47999
8	BEARING, CAM FOLLOWER	61225	61225
9	SPACER (used to increase shaft height when Cam Follower Bearing does not rest at least 3/16" into Gear Block)	106035	106035
10	SPUR GEAR	41380	41380
11	SET SCREW #10-32 X 3/16	41742	41742
12	WOODRUFF KEY #3 1/8 X 1/2	41730	41730
13	SET COLLAR 1/2ID X 7/8OD (2 required)	47326	47326
14	SET SCREW 1/4-20 X 3/16 (2 required)	47751	47751
15	OIL TUBE W/FUNNEL (Oil Ready)	47689	47689
16	THREADED PLUG	68071	68071
17	FRONT KETTLE LID 32 OZ.	41935	41935
18	AGITATOR WELD ASSY 32 OZ.	61221	61221
19	CROSSBAR ASSY	41776	41776
20	REAR LID 32 OZ.	41936	41936

## 32 oz. Flat Lid Kettle Assembly (2127EX, 2127EXL) Parts List

Item	Parts Description	Part Number	
		2127EX	2127EXL
1	CROSSBAR FASTENER	47977	47977
2	KETTLE BOTTOM ASSY (see next section for parts breakdown)	62300EX	62300EXL
3	KETTLE LEAD ASSEMBLY	55140	55140L
4	DUMP HANDLE PLASTIC	41139	41139
5	32 OZ LID AGITATOR ASSY (Complete Assy)	41775	41775
6	1/4-20 X 5/8 PH FL HD M/S (Apply Loctite 246 to screws before installing.)	67947	67947
7	THREADED BLOCK	47999	47999
8	BEARING, CAM FOLLOWER	61225	61225
9	SPACER (used to increase shaft height when Cam Follower Bearing does not rest at least 3/16" into Gear Block)	106035	106035
10	SPUR GEAR	41380	41380
11	SET SCREW #10-32 X 3/16	41742	41742
12	WOODRUFF KEY #3 1/8 X 1/2	41730	41730
13	SET COLLAR 1/2ID X 7/8OD (2 required)	47326	47326
14	SET SCREW 1/4-20 X 3/16 (2 required)	47751	47751
15	OIL TUBE W/FUNNEL (Oil Ready)	47689	47689
16	THREADED PLUG	68071	68071
17	FRONT KETTLE LID 32 OZ.	41935	41935
18	AGITATOR WELD ASSY 32 OZ.	61221	61221
19	CROSSBAR ASSY	41776	41776
20	REAR LID 32 OZ.	41936	41936

## 32 oz. Flat Lid Kettle Assembly (2127EX, 2127EXL) Parts List

Item	Parts Description	Part Number	
		2127EX	2127EXL
1	CROSSBAR FASTENER	47977	47977
2	KETTLE BOTTOM ASSY (see next section for parts breakdown)	62300EX	62300EXL
3	KETTLE LEAD ASSEMBLY	55140	55140L
4	DUMP HANDLE PLASTIC	41139	41139
5	32 OZ LID AGITATOR ASSY (Complete Assy)	41775	41775
6	1/4-20 X 5/8 PH FL HD M/S (Apply Loctite 246 to screws before installing.)	67947	67947
7	THREADED BLOCK	47999	47999
8	BEARING, CAM FOLLOWER	61225	61225
9	SPACER (used to increase shaft height when Cam Follower Bearing does not rest at least 3/16" into Gear Block)	106035	106035
10	SPUR GEAR	41380	41380
11	SET SCREW #10-32 X 3/16	41742	41742
12	WOODRUFF KEY #3 1/8 X 1/2	41730	41730
13	SET COLLAR 1/2ID X 7/8OD (2 required)	47326	47326
14	SET SCREW 1/4-20 X 3/16 (2 required)	47751	47751
15	OIL TUBE W/FUNNEL (Oil Ready)	47689	47689
16	THREADED PLUG	68071	68071
17	FRONT KETTLE LID 32 OZ.	41935	41935
18	AGITATOR WELD ASSY 32 OZ.	61221	61221
19	CROSSBAR ASSY	41776	41776
20	REAR LID 32 OZ.	41936	41936

## 32 oz. Flat Lid Kettle Assembly (2127EX, 2127EXL) Parts List

Item	Parts Description	Part Number	
		2127EX	2127EXL
1	CROSSBAR FASTENER	47977	47977
2	KETTLE BOTTOM ASSY (see next section for parts breakdown)	62300EX	62300EXL
3	KETTLE LEAD ASSEMBLY	55140	55140L
4	DUMP HANDLE PLASTIC	41139	41139
5	32 OZ LID AGITATOR ASSY (Complete Assy)	41775	41775
6	1/4-20 X 5/8 PH FL HD M/S (Apply Loctite 246 to screws before installing.)	67947	67947
7	THREADED BLOCK	47999	47999
8	BEARING, CAM FOLLOWER	61225	61225
9	SPACER (used to increase shaft height when Cam Follower Bearing does not rest at least 3/16" into Gear Block)	106035	106035
10	SPUR GEAR	41380	41380
11	SET SCREW #10-32 X 3/16	41742	41742
12	WOODRUFF KEY #3 1/8 X 1/2	41730	41730
13	SET COLLAR 1/2ID X 7/8OD (2 required)	47326	47326
14	SET SCREW 1/4-20 X 3/16 (2 required)	47751	47751
15	OIL TUBE W/FUNNEL (Oil Ready)	47689	47689
16	THREADED PLUG	68071	68071
17	FRONT KETTLE LID 32 OZ.	41935	41935
18	AGITATOR WELD ASSY 32 OZ.	61221	61221
19	CROSSBAR ASSY	41776	41776
20	REAR LID 32 OZ.	41936	41936

## 32 oz. Flat Lid Kettle Assembly (2127EX, 2127EXL) Parts List

Item	Parts Description	Part Number	
		2127EX	2127EXL
1	CROSSBAR FASTENER	47977	47977
2	KETTLE BOTTOM ASSY (see next section for parts breakdown)	62300EX	62300EXL
3	KETTLE LEAD ASSEMBLY	55140	55140L
4	DUMP HANDLE PLASTIC	41139	41139
5	32 OZ LID AGITATOR ASSY (Complete Assy)	41775	41775
6	1/4-20 X 5/8 PH FL HD M/S (Apply Loctite 246 to screws before installing.)	67947	67947
7	THREADED BLOCK	47999	47999
8	BEARING, CAM FOLLOWER	61225	61225
9	SPACER (used to increase shaft height when Cam Follower Bearing does not rest at least 3/16" into Gear Block)	106035	106035
10	SPUR GEAR	41380	41380
11	SET SCREW #10-32 X 3/16	41742	41742
12	WOODRUFF KEY #3 1/8 X 1/2	41730	41730
13	SET COLLAR 1/2ID X 7/8OD (2 required)	47326	47326
14	SET SCREW 1/4-20 X 3/16 (2 required)	47751	47751
15	OIL TUBE W/FUNNEL (Oil Ready)	47689	47689
16	THREADED PLUG	68071	68071
17	FRONT KETTLE LID 32 OZ.	41935	41935
18	AGITATOR WELD ASSY 32 OZ.	61221	61221
19	CROSSBAR ASSY	41776	41776
20	REAR LID 32 OZ.	41936	41936

## 32 oz. Flat Lid Kettle Assembly (2127EX, 2127EXL) Parts List

Item	Parts Description	Part Number	
		2127EX	2127EXL
1	CROSSBAR FASTENER	47977	47977
2	KETTLE BOTTOM ASSY (see next section for parts breakdown)	62300EX	62300EXL
3	KETTLE LEAD ASSEMBLY	55140	55140L
4	DUMP HANDLE PLASTIC	41139	41139
5	32 OZ LID AGITATOR ASSY (Complete Assy)	41775	41775
6	1/4-20 X 5/8 PH FL HD M/S (Apply Loctite 246 to screws before installing.)	67947	67947
7	THREADED BLOCK	47999	47999
8	BEARING, CAM FOLLOWER	61225	61225
9	SPACER (used to increase shaft height when Cam Follower Bearing does not rest at least 3/16" into Gear Block)	106035	106035
10	SPUR GEAR	41380	41380
11	SET SCREW #10-32 X 3/16	41742	41742
12	WOODRUFF KEY #3 1/8 X 1/2	41730	41730
13	SET COLLAR 1/2ID X 7/8OD (2 required)	47326	47326
14	SET SCREW 1/4-20 X 3/16 (2 required)	47751	47751
15	OIL TUBE W/FUNNEL (Oil Ready)	47689	47689
16	THREADED PLUG	68071	68071
17	FRONT KETTLE LID 32 OZ.	41935	41935
18	AGITATOR WELD ASSY 32 OZ.	61221	61221
19	CROSSBAR ASSY	41776	41776
20	REAR LID 32 OZ.	41936	41936

## 32 oz. Kettle Bottom Assembly (All Models)

Item	Part Description	Part Number			
		2127HT	2127HTL	2127EX	2127EXL
	RH KETTLE BOTTOM ASSY (Complete Assy. - includes parts listed below.)	62300		62300EX	
	LH KETTLE BOTTOM ASSY (Complete Assy. - includes parts listed below.)		62300L		62300EXL
1	HEAT TRANSFER PLATE 32 OZ.	41534	41534	41534	41534
2	KETTLE GASKET	41597	41597	41597	41597
3	32 OZ KETTLE WELDED ASSY	41533	41533	41533	41533
4	ELEMENT SHIM (2 required)	68787	68787	68787	68787
5	NUT RETAINER (16 required)	50190	50190	50190	50190
6	HEX NUT 1/4-20 (16 required)	41451	41451	41451	41451
7	ELEMENT CLAMP (8 required)	41491	41491	41491	41491
8	TUBULAR ELEMENT, 1000W	41536	41536	41538	41538
9	TUBULAR ELEMENT, 1800W	48650	48650	48650EX	48650EX
10	HEAT ELEMENT, 1050W	48651	48651	48651EX	48651EX
11	KETTLE SHELL ASSY 32 OZ	41528	41528L	41528	41528L
12	KETTLE LEAD ASSEMBLY	55140	55140L	55140	55140L
13	8-32 X 1/2 SLOTTED H W H (Screw)	49379	49379	49379	49379
14	JUNCTION BOX ASSEMBLY	61084	61084	61084	61084
15	JUNCTION BOX GASKET (between Junction Box and Cover)	40965	40965	40965	40965
16	JUNCTION BOX GASKET (between Kettle and Junction Box)	40963	40963	40963	40963
17	ACORN NUT #8-32	47702	47702	47702	47702
18	KETTLE TERMINAL BLOCK	41129	41129	41129	41129
19	8-32 HEX M/S NUT	74149	74149	74149	74149

## 32 oz. Kettle Bottom Assembly (All Models)

Item	Part Description	Part Number			
		2127HT	2127HTL	2127EX	2127EXL
	RH KETTLE BOTTOM ASSY (Complete Assy. - includes parts listed below.)	62300		62300EX	
	LH KETTLE BOTTOM ASSY (Complete Assy. - includes parts listed below.)		62300L		62300EXL
1	HEAT TRANSFER PLATE 32 OZ.	41534	41534	41534	41534
2	KETTLE GASKET	41597	41597	41597	41597
3	32 OZ KETTLE WELDED ASSY	41533	41533	41533	41533
4	ELEMENT SHIM (2 required)	68787	68787	68787	68787
5	NUT RETAINER (16 required)	50190	50190	50190	50190
6	HEX NUT 1/4-20 (16 required)	41451	41451	41451	41451
7	ELEMENT CLAMP (8 required)	41491	41491	41491	41491
8	TUBULAR ELEMENT, 1000W	41536	41536	41538	41538
9	TUBULAR ELEMENT, 1800W	48650	48650	48650EX	48650EX
10	HEAT ELEMENT, 1050W	48651	48651	48651EX	48651EX
11	KETTLE SHELL ASSY 32 OZ	41528	41528L	41528	41528L
12	KETTLE LEAD ASSEMBLY	55140	55140L	55140	55140L
13	8-32 X 1/2 SLOTTED H W H (Screw)	49379	49379	49379	49379
14	JUNCTION BOX ASSEMBLY	61084	61084	61084	61084
15	JUNCTION BOX GASKET (between Junction Box and Cover)	40965	40965	40965	40965
16	JUNCTION BOX GASKET (between Kettle and Junction Box)	40963	40963	40963	40963
17	ACORN NUT #8-32	47702	47702	47702	47702
18	KETTLE TERMINAL BLOCK	41129	41129	41129	41129
19	8-32 HEX M/S NUT	74149	74149	74149	74149

## 32 oz. Kettle Bottom Assembly (All Models)

Item	Part Description	Part Number			
		2127HT	2127HTL	2127EX	2127EXL
	RH KETTLE BOTTOM ASSY (Complete Assy. - includes parts listed below.)	62300		62300EX	
	LH KETTLE BOTTOM ASSY (Complete Assy. - includes parts listed below.)		62300L		62300EXL
1	HEAT TRANSFER PLATE 32 OZ.	41534	41534	41534	41534
2	KETTLE GASKET	41597	41597	41597	41597
3	32 OZ KETTLE WELDED ASSY	41533	41533	41533	41533
4	ELEMENT SHIM (2 required)	68787	68787	68787	68787
5	NUT RETAINER (16 required)	50190	50190	50190	50190
6	HEX NUT 1/4-20 (16 required)	41451	41451	41451	41451
7	ELEMENT CLAMP (8 required)	41491	41491	41491	41491
8	TUBULAR ELEMENT, 1000W	41536	41536	41538	41538
9	TUBULAR ELEMENT, 1800W	48650	48650	48650EX	48650EX
10	HEAT ELEMENT, 1050W	48651	48651	48651EX	48651EX
11	KETTLE SHELL ASSY 32 OZ	41528	41528L	41528	41528L
12	KETTLE LEAD ASSEMBLY	55140	55140L	55140	55140L
13	8-32 X 1/2 SLOTTED H W H (Screw)	49379	49379	49379	49379
14	JUNCTION BOX ASSEMBLY	61084	61084	61084	61084
15	JUNCTION BOX GASKET (between Junction Box and Cover)	40965	40965	40965	40965
16	JUNCTION BOX GASKET (between Kettle and Junction Box)	40963	40963	40963	40963
17	ACORN NUT #8-32	47702	47702	47702	47702
18	KETTLE TERMINAL BLOCK	41129	41129	41129	41129
19	8-32 HEX M/S NUT	74149	74149	74149	74149

## 32 oz. Kettle Bottom Assembly (All Models)

Item	Part Description	Part Number			
		2127HT	2127HTL	2127EX	2127EXL
	RH KETTLE BOTTOM ASSY (Complete Assy. - includes parts listed below.)	62300		62300EX	
	LH KETTLE BOTTOM ASSY (Complete Assy. - includes parts listed below.)		62300L		62300EXL
1	HEAT TRANSFER PLATE 32 OZ.	41534	41534	41534	41534
2	KETTLE GASKET	41597	41597	41597	41597
3	32 OZ KETTLE WELDED ASSY	41533	41533	41533	41533
4	ELEMENT SHIM (2 required)	68787	68787	68787	68787
5	NUT RETAINER (16 required)	50190	50190	50190	50190
6	HEX NUT 1/4-20 (16 required)	41451	41451	41451	41451
7	ELEMENT CLAMP (8 required)	41491	41491	41491	41491
8	TUBULAR ELEMENT, 1000W	41536	41536	41538	41538
9	TUBULAR ELEMENT, 1800W	48650	48650	48650EX	48650EX
10	HEAT ELEMENT, 1050W	48651	48651	48651EX	48651EX
11	KETTLE SHELL ASSY 32 OZ	41528	41528L	41528	41528L
12	KETTLE LEAD ASSEMBLY	55140	55140L	55140	55140L
13	8-32 X 1/2 SLOTTED H W H (Screw)	49379	49379	49379	49379
14	JUNCTION BOX ASSEMBLY	61084	61084	61084	61084
15	JUNCTION BOX GASKET (between Junction Box and Cover)	40965	40965	40965	40965
16	JUNCTION BOX GASKET (between Kettle and Junction Box)	40963	40963	40963	40963
17	ACORN NUT #8-32	47702	47702	47702	47702
18	KETTLE TERMINAL BLOCK	41129	41129	41129	41129
19	8-32 HEX M/S NUT	74149	74149	74149	74149

## 32 oz. Kettle Bottom Assembly (All Models)

Item	Part Description	Part Number			
		2127HT	2127HTL	2127EX	2127EXL
	RH KETTLE BOTTOM ASSY (Complete Assy. - includes parts listed below.)	62300		62300EX	
	LH KETTLE BOTTOM ASSY (Complete Assy. - includes parts listed below.)		62300L		62300EXL
1	HEAT TRANSFER PLATE 32 OZ.	41534	41534	41534	41534
2	KETTLE GASKET	41597	41597	41597	41597
3	32 OZ KETTLE WELDED ASSY	41533	41533	41533	41533
4	ELEMENT SHIM (2 required)	68787	68787	68787	68787
5	NUT RETAINER (16 required)	50190	50190	50190	50190
6	HEX NUT 1/4-20 (16 required)	41451	41451	41451	41451
7	ELEMENT CLAMP (8 required)	41491	41491	41491	41491
8	TUBULAR ELEMENT, 1000W	41536	41536	41538	41538
9	TUBULAR ELEMENT, 1800W	48650	48650	48650EX	48650EX
10	HEAT ELEMENT, 1050W	48651	48651	48651EX	48651EX
11	KETTLE SHELL ASSY 32 OZ	41528	41528L	41528	41528L
12	KETTLE LEAD ASSEMBLY	55140	55140L	55140	55140L
13	8-32 X 1/2 SLOTTED H W H (Screw)	49379	49379	49379	49379
14	JUNCTION BOX ASSEMBLY	61084	61084	61084	61084
15	JUNCTION BOX GASKET (between Junction Box and Cover)	40965	40965	40965	40965
16	JUNCTION BOX GASKET (between Kettle and Junction Box)	40963	40963	40963	40963
17	ACORN NUT #8-32	47702	47702	47702	47702
18	KETTLE TERMINAL BLOCK	41129	41129	41129	41129
19	8-32 HEX M/S NUT	74149	74149	74149	74149

## 32 oz. Kettle Bottom Assembly (All Models)

Item	Part Description	Part Number			
		2127HT	2127HTL	2127EX	2127EXL
	RH KETTLE BOTTOM ASSY (Complete Assy. - includes parts listed below.)	62300		62300EX	
	LH KETTLE BOTTOM ASSY (Complete Assy. - includes parts listed below.)		62300L		62300EXL
1	HEAT TRANSFER PLATE 32 OZ.	41534	41534	41534	41534
2	KETTLE GASKET	41597	41597	41597	41597
3	32 OZ KETTLE WELDED ASSY	41533	41533	41533	41533
4	ELEMENT SHIM (2 required)	68787	68787	68787	68787
5	NUT RETAINER (16 required)	50190	50190	50190	50190
6	HEX NUT 1/4-20 (16 required)	41451	41451	41451	41451
7	ELEMENT CLAMP (8 required)	41491	41491	41491	41491
8	TUBULAR ELEMENT, 1000W	41536	41536	41538	41538
9	TUBULAR ELEMENT, 1800W	48650	48650	48650EX	48650EX
10	HEAT ELEMENT, 1050W	48651	48651	48651EX	48651EX
11	KETTLE SHELL ASSY 32 OZ	41528	41528L	41528	41528L
12	KETTLE LEAD ASSEMBLY	55140	55140L	55140	55140L
13	8-32 X 1/2 SLOTTED H W H (Screw)	49379	49379	49379	49379
14	JUNCTION BOX ASSEMBLY	61084	61084	61084	61084
15	JUNCTION BOX GASKET (between Junction Box and Cover)	40965	40965	40965	40965
16	JUNCTION BOX GASKET (between Kettle and Junction Box)	40963	40963	40963	40963
17	ACORN NUT #8-32	47702	47702	47702	47702
18	KETTLE TERMINAL BLOCK	41129	41129	41129	41129
19	8-32 HEX M/S NUT	74149	74149	74149	74149

## 32 oz. Kettle Bottom Assembly (All Models)

Item	Part Description	Part Number			
		2127HT	2127HTL	2127EX	2127EXL
	RH KETTLE BOTTOM ASSY (Complete Assy. - includes parts listed below.)	62300		62300EX	
	LH KETTLE BOTTOM ASSY (Complete Assy. - includes parts listed below.)		62300L		62300EXL
1	HEAT TRANSFER PLATE 32 OZ.	41534	41534	41534	41534
2	KETTLE GASKET	41597	41597	41597	41597
3	32 OZ KETTLE WELDED ASSY	41533	41533	41533	41533
4	ELEMENT SHIM (2 required)	68787	68787	68787	68787
5	NUT RETAINER (16 required)	50190	50190	50190	50190
6	HEX NUT 1/4-20 (16 required)	41451	41451	41451	41451
7	ELEMENT CLAMP (8 required)	41491	41491	41491	41491
8	TUBULAR ELEMENT, 1000W	41536	41536	41538	41538
9	TUBULAR ELEMENT, 1800W	48650	48650	48650EX	48650EX
10	HEAT ELEMENT, 1050W	48651	48651	48651EX	48651EX
11	KETTLE SHELL ASSY 32 OZ	41528	41528L	41528	41528L
12	KETTLE LEAD ASSEMBLY	55140	55140L	55140	55140L
13	8-32 X 1/2 SLOTTED H W H (Screw)	49379	49379	49379	49379
14	JUNCTION BOX ASSEMBLY	61084	61084	61084	61084
15	JUNCTION BOX GASKET (between Junction Box and Cover)	40965	40965	40965	40965
16	JUNCTION BOX GASKET (between Kettle and Junction Box)	40963	40963	40963	40963
17	ACORN NUT #8-32	47702	47702	47702	47702
18	KETTLE TERMINAL BLOCK	41129	41129	41129	41129
19	8-32 HEX M/S NUT	74149	74149	74149	74149

## 32 oz. Kettle Bottom Assembly (All Models)

Item	Part Description	Part Number			
		2127HT	2127HTL	2127EX	2127EXL
	RH KETTLE BOTTOM ASSY (Complete Assy. - includes parts listed below.)	62300		62300EX	
	LH KETTLE BOTTOM ASSY (Complete Assy. - includes parts listed below.)		62300L		62300EXL
1	HEAT TRANSFER PLATE 32 OZ.	41534	41534	41534	41534
2	KETTLE GASKET	41597	41597	41597	41597
3	32 OZ KETTLE WELDED ASSY	41533	41533	41533	41533
4	ELEMENT SHIM (2 required)	68787	68787	68787	68787
5	NUT RETAINER (16 required)	50190	50190	50190	50190
6	HEX NUT 1/4-20 (16 required)	41451	41451	41451	41451
7	ELEMENT CLAMP (8 required)	41491	41491	41491	41491
8	TUBULAR ELEMENT, 1000W	41536	41536	41538	41538
9	TUBULAR ELEMENT, 1800W	48650	48650	48650EX	48650EX
10	HEAT ELEMENT, 1050W	48651	48651	48651EX	48651EX
11	KETTLE SHELL ASSY 32 OZ	41528	41528L	41528	41528L
12	KETTLE LEAD ASSEMBLY	55140	55140L	55140	55140L
13	8-32 X 1/2 SLOTTED H W H (Screw)	49379	49379	49379	49379
14	JUNCTION BOX ASSEMBLY	61084	61084	61084	61084
15	JUNCTION BOX GASKET (between Junction Box and Cover)	40965	40965	40965	40965
16	JUNCTION BOX GASKET (between Kettle and Junction Box)	40963	40963	40963	40963
17	ACORN NUT #8-32	47702	47702	47702	47702
18	KETTLE TERMINAL BLOCK	41129	41129	41129	41129
19	8-32 HEX M/S NUT	74149	74149	74149	74149

## 32 oz. Kettle Bottom Assembly (All Models)

Item	Part Description	Part Number			
		2127HT	2127HTL	2127EX	2127EXL
	RH KETTLE BOTTOM ASSY (Complete Assy. - includes parts listed below.)	62300		62300EX	
	LH KETTLE BOTTOM ASSY (Complete Assy. - includes parts listed below.)		62300L		62300EXL
1	HEAT TRANSFER PLATE 32 OZ.	41534	41534	41534	41534
2	KETTLE GASKET	41597	41597	41597	41597
3	32 OZ KETTLE WELDED ASSY	41533	41533	41533	41533
4	ELEMENT SHIM (2 required)	68787	68787	68787	68787
5	NUT RETAINER (16 required)	50190	50190	50190	50190
6	HEX NUT 1/4-20 (16 required)	41451	41451	41451	41451
7	ELEMENT CLAMP (8 required)	41491	41491	41491	41491
8	TUBULAR ELEMENT, 1000W	41536	41536	41538	41538
9	TUBULAR ELEMENT, 1800W	48650	48650	48650EX	48650EX
10	HEAT ELEMENT, 1050W	48651	48651	48651EX	48651EX
11	KETTLE SHELL ASSY 32 OZ	41528	41528L	41528	41528L
12	KETTLE LEAD ASSEMBLY	55140	55140L	55140	55140L
13	8-32 X 1/2 SLOTTED H W H (Screw)	49379	49379	49379	49379
14	JUNCTION BOX ASSEMBLY	61084	61084	61084	61084
15	JUNCTION BOX GASKET (between Junction Box and Cover)	40965	40965	40965	40965
16	JUNCTION BOX GASKET (between Kettle and Junction Box)	40963	40963	40963	40963
17	ACORN NUT #8-32	47702	47702	47702	47702
18	KETTLE TERMINAL BLOCK	41129	41129	41129	41129
19	8-32 HEX M/S NUT	74149	74149	74149	74149

## 32 oz. Kettle Bottom Assembly (All Models)

Item	Part Description	Part Number			
		2127HT	2127HTL	2127EX	2127EXL
	RH KETTLE BOTTOM ASSY (Complete Assy. - includes parts listed below.)	62300		62300EX	
	LH KETTLE BOTTOM ASSY (Complete Assy. - includes parts listed below.)		62300L		62300EXL
1	HEAT TRANSFER PLATE 32 OZ.	41534	41534	41534	41534
2	KETTLE GASKET	41597	41597	41597	41597
3	32 OZ KETTLE WELDED ASSY	41533	41533	41533	41533
4	ELEMENT SHIM (2 required)	68787	68787	68787	68787
5	NUT RETAINER (16 required)	50190	50190	50190	50190
6	HEX NUT 1/4-20 (16 required)	41451	41451	41451	41451
7	ELEMENT CLAMP (8 required)	41491	41491	41491	41491
8	TUBULAR ELEMENT, 1000W	41536	41536	41538	41538
9	TUBULAR ELEMENT, 1800W	48650	48650	48650EX	48650EX
10	HEAT ELEMENT, 1050W	48651	48651	48651EX	48651EX
11	KETTLE SHELL ASSY 32 OZ	41528	41528L	41528	41528L
12	KETTLE LEAD ASSEMBLY	55140	55140L	55140	55140L
13	8-32 X 1/2 SLOTTED H W H (Screw)	49379	49379	49379	49379
14	JUNCTION BOX ASSEMBLY	61084	61084	61084	61084
15	JUNCTION BOX GASKET (between Junction Box and Cover)	40965	40965	40965	40965
16	JUNCTION BOX GASKET (between Kettle and Junction Box)	40963	40963	40963	40963
17	ACORN NUT #8-32	47702	47702	47702	47702
18	KETTLE TERMINAL BLOCK	41129	41129	41129	41129
19	8-32 HEX M/S NUT	74149	74149	74149	74149

## 32 oz. Kettle Bottom Assembly (All Models)

Item	Part Description	Part Number			
		2127HT	2127HTL	2127EX	2127EXL
	RH KETTLE BOTTOM ASSY (Complete Assy. - includes parts listed below.)	62300		62300EX	
	LH KETTLE BOTTOM ASSY (Complete Assy. - includes parts listed below.)		62300L		62300EXL
1	HEAT TRANSFER PLATE 32 OZ.	41534	41534	41534	41534
2	KETTLE GASKET	41597	41597	41597	41597
3	32 OZ KETTLE WELDED ASSY	41533	41533	41533	41533
4	ELEMENT SHIM (2 required)	68787	68787	68787	68787
5	NUT RETAINER (16 required)	50190	50190	50190	50190
6	HEX NUT 1/4-20 (16 required)	41451	41451	41451	41451
7	ELEMENT CLAMP (8 required)	41491	41491	41491	41491
8	TUBULAR ELEMENT, 1000W	41536	41536	41538	41538
9	TUBULAR ELEMENT, 1800W	48650	48650	48650EX	48650EX
10	HEAT ELEMENT, 1050W	48651	48651	48651EX	48651EX
11	KETTLE SHELL ASSY 32 OZ	41528	41528L	41528	41528L
12	KETTLE LEAD ASSEMBLY	55140	55140L	55140	55140L
13	8-32 X 1/2 SLOTTED H W H (Screw)	49379	49379	49379	49379
14	JUNCTION BOX ASSEMBLY	61084	61084	61084	61084
15	JUNCTION BOX GASKET (between Junction Box and Cover)	40965	40965	40965	40965
16	JUNCTION BOX GASKET (between Kettle and Junction Box)	40963	40963	40963	40963
17	ACORN NUT #8-32	47702	47702	47702	47702
18	KETTLE TERMINAL BLOCK	41129	41129	41129	41129
19	8-32 HEX M/S NUT	74149	74149	74149	74149

## 32 oz. Kettle Bottom Assembly (All Models)

Item	Part Description	Part Number			
		2127HT	2127HTL	2127EX	2127EXL
	RH KETTLE BOTTOM ASSY (Complete Assy. - includes parts listed below.)	62300		62300EX	
	LH KETTLE BOTTOM ASSY (Complete Assy. - includes parts listed below.)		62300L		62300EXL
1	HEAT TRANSFER PLATE 32 OZ.	41534	41534	41534	41534
2	KETTLE GASKET	41597	41597	41597	41597
3	32 OZ KETTLE WELDED ASSY	41533	41533	41533	41533
4	ELEMENT SHIM (2 required)	68787	68787	68787	68787
5	NUT RETAINER (16 required)	50190	50190	50190	50190
6	HEX NUT 1/4-20 (16 required)	41451	41451	41451	41451
7	ELEMENT CLAMP (8 required)	41491	41491	41491	41491
8	TUBULAR ELEMENT, 1000W	41536	41536	41538	41538
9	TUBULAR ELEMENT, 1800W	48650	48650	48650EX	48650EX
10	HEAT ELEMENT, 1050W	48651	48651	48651EX	48651EX
11	KETTLE SHELL ASSY 32 OZ	41528	41528L	41528	41528L
12	KETTLE LEAD ASSEMBLY	55140	55140L	55140	55140L
13	8-32 X 1/2 SLOTTED H W H (Screw)	49379	49379	49379	49379
14	JUNCTION BOX ASSEMBLY	61084	61084	61084	61084
15	JUNCTION BOX GASKET (between Junction Box and Cover)	40965	40965	40965	40965
16	JUNCTION BOX GASKET (between Kettle and Junction Box)	40963	40963	40963	40963
17	ACORN NUT #8-32	47702	47702	47702	47702
18	KETTLE TERMINAL BLOCK	41129	41129	41129	41129
19	8-32 HEX M/S NUT	74149	74149	74149	74149

## 32 oz. Kettle Bottom Assembly (All Models)

Item	Part Description	Part Number			
		2127HT	2127HTL	2127EX	2127EXL
	RH KETTLE BOTTOM ASSY (Complete Assy. - includes parts listed below.)	62300		62300EX	
	LH KETTLE BOTTOM ASSY (Complete Assy. - includes parts listed below.)		62300L		62300EXL
1	HEAT TRANSFER PLATE 32 OZ.	41534	41534	41534	41534
2	KETTLE GASKET	41597	41597	41597	41597
3	32 OZ KETTLE WELDED ASSY	41533	41533	41533	41533
4	ELEMENT SHIM (2 required)	68787	68787	68787	68787
5	NUT RETAINER (16 required)	50190	50190	50190	50190
6	HEX NUT 1/4-20 (16 required)	41451	41451	41451	41451
7	ELEMENT CLAMP (8 required)	41491	41491	41491	41491
8	TUBULAR ELEMENT, 1000W	41536	41536	41538	41538
9	TUBULAR ELEMENT, 1800W	48650	48650	48650EX	48650EX
10	HEAT ELEMENT, 1050W	48651	48651	48651EX	48651EX
11	KETTLE SHELL ASSY 32 OZ	41528	41528L	41528	41528L
12	KETTLE LEAD ASSEMBLY	55140	55140L	55140	55140L
13	8-32 X 1/2 SLOTTED H W H (Screw)	49379	49379	49379	49379
14	JUNCTION BOX ASSEMBLY	61084	61084	61084	61084
15	JUNCTION BOX GASKET (between Junction Box and Cover)	40965	40965	40965	40965
16	JUNCTION BOX GASKET (between Kettle and Junction Box)	40963	40963	40963	40963
17	ACORN NUT #8-32	47702	47702	47702	47702
18	KETTLE TERMINAL BLOCK	41129	41129	41129	41129
19	8-32 HEX M/S NUT	74149	74149	74149	74149

## 32 oz. Kettle Bottom Assembly (All Models)

Item	Part Description	Part Number			
		2127HT	2127HTL	2127EX	2127EXL
	RH KETTLE BOTTOM ASSY (Complete Assy. - includes parts listed below.)	62300		62300EX	
	LH KETTLE BOTTOM ASSY (Complete Assy. - includes parts listed below.)		62300L		62300EXL
1	HEAT TRANSFER PLATE 32 OZ.	41534	41534	41534	41534
2	KETTLE GASKET	41597	41597	41597	41597
3	32 OZ KETTLE WELDED ASSY	41533	41533	41533	41533
4	ELEMENT SHIM (2 required)	68787	68787	68787	68787
5	NUT RETAINER (16 required)	50190	50190	50190	50190
6	HEX NUT 1/4-20 (16 required)	41451	41451	41451	41451
7	ELEMENT CLAMP (8 required)	41491	41491	41491	41491
8	TUBULAR ELEMENT, 1000W	41536	41536	41538	41538
9	TUBULAR ELEMENT, 1800W	48650	48650	48650EX	48650EX
10	HEAT ELEMENT, 1050W	48651	48651	48651EX	48651EX
11	KETTLE SHELL ASSY 32 OZ	41528	41528L	41528	41528L
12	KETTLE LEAD ASSEMBLY	55140	55140L	55140	55140L
13	8-32 X 1/2 SLOTTED H W H (Screw)	49379	49379	49379	49379
14	JUNCTION BOX ASSEMBLY	61084	61084	61084	61084
15	JUNCTION BOX GASKET (between Junction Box and Cover)	40965	40965	40965	40965
16	JUNCTION BOX GASKET (between Kettle and Junction Box)	40963	40963	40963	40963
17	ACORN NUT #8-32	47702	47702	47702	47702
18	KETTLE TERMINAL BLOCK	41129	41129	41129	41129
19	8-32 HEX M/S NUT	74149	74149	74149	74149

## 32 oz. Kettle Bottom Assembly (All Models)

Item	Part Description	Part Number			
		2127HT	2127HTL	2127EX	2127EXL
	RH KETTLE BOTTOM ASSY (Complete Assy. - includes parts listed below.)	62300		62300EX	
	LH KETTLE BOTTOM ASSY (Complete Assy. - includes parts listed below.)		62300L		62300EXL
1	HEAT TRANSFER PLATE 32 OZ.	41534	41534	41534	41534
2	KETTLE GASKET	41597	41597	41597	41597
3	32 OZ KETTLE WELDED ASSY	41533	41533	41533	41533
4	ELEMENT SHIM (2 required)	68787	68787	68787	68787
5	NUT RETAINER (16 required)	50190	50190	50190	50190
6	HEX NUT 1/4-20 (16 required)	41451	41451	41451	41451
7	ELEMENT CLAMP (8 required)	41491	41491	41491	41491
8	TUBULAR ELEMENT, 1000W	41536	41536	41538	41538
9	TUBULAR ELEMENT, 1800W	48650	48650	48650EX	48650EX
10	HEAT ELEMENT, 1050W	48651	48651	48651EX	48651EX
11	KETTLE SHELL ASSY 32 OZ	41528	41528L	41528	41528L
12	KETTLE LEAD ASSEMBLY	55140	55140L	55140	55140L
13	8-32 X 1/2 SLOTTED H W H (Screw)	49379	49379	49379	49379
14	JUNCTION BOX ASSEMBLY	61084	61084	61084	61084
15	JUNCTION BOX GASKET (between Junction Box and Cover)	40965	40965	40965	40965
16	JUNCTION BOX GASKET (between Kettle and Junction Box)	40963	40963	40963	40963
17	ACORN NUT #8-32	47702	47702	47702	47702
18	KETTLE TERMINAL BLOCK	41129	41129	41129	41129
19	8-32 HEX M/S NUT	74149	74149	74149	74149

## 32 oz. Kettle Bottom Assembly (All Models)

Item	Part Description	Part Number			
		2127HT	2127HTL	2127EX	2127EXL
	RH KETTLE BOTTOM ASSY (Complete Assy. - includes parts listed below.)	62300		62300EX	
	LH KETTLE BOTTOM ASSY (Complete Assy. - includes parts listed below.)		62300L		62300EXL
1	HEAT TRANSFER PLATE 32 OZ.	41534	41534	41534	41534
2	KETTLE GASKET	41597	41597	41597	41597
3	32 OZ KETTLE WELDED ASSY	41533	41533	41533	41533
4	ELEMENT SHIM (2 required)	68787	68787	68787	68787
5	NUT RETAINER (16 required)	50190	50190	50190	50190
6	HEX NUT 1/4-20 (16 required)	41451	41451	41451	41451
7	ELEMENT CLAMP (8 required)	41491	41491	41491	41491
8	TUBULAR ELEMENT, 1000W	41536	41536	41538	41538
9	TUBULAR ELEMENT, 1800W	48650	48650	48650EX	48650EX
10	HEAT ELEMENT, 1050W	48651	48651	48651EX	48651EX
11	KETTLE SHELL ASSY 32 OZ	41528	41528L	41528	41528L
12	KETTLE LEAD ASSEMBLY	55140	55140L	55140	55140L
13	8-32 X 1/2 SLOTTED H W H (Screw)	49379	49379	49379	49379
14	JUNCTION BOX ASSEMBLY	61084	61084	61084	61084
15	JUNCTION BOX GASKET (between Junction Box and Cover)	40965	40965	40965	40965
16	JUNCTION BOX GASKET (between Kettle and Junction Box)	40963	40963	40963	40963
17	ACORN NUT #8-32	47702	47702	47702	47702
18	KETTLE TERMINAL BLOCK	41129	41129	41129	41129
19	8-32 HEX M/S NUT	74149	74149	74149	74149

## 32 oz. Kettle Bottom Assembly (All Models)

Item	Part Description	Part Number			
		2127HT	2127HTL	2127EX	2127EXL
	RH KETTLE BOTTOM ASSY (Complete Assy. - includes parts listed below.)	62300		62300EX	
	LH KETTLE BOTTOM ASSY (Complete Assy. - includes parts listed below.)		62300L		62300EXL
1	HEAT TRANSFER PLATE 32 OZ.	41534	41534	41534	41534
2	KETTLE GASKET	41597	41597	41597	41597
3	32 OZ KETTLE WELDED ASSY	41533	41533	41533	41533
4	ELEMENT SHIM (2 required)	68787	68787	68787	68787
5	NUT RETAINER (16 required)	50190	50190	50190	50190
6	HEX NUT 1/4-20 (16 required)	41451	41451	41451	41451
7	ELEMENT CLAMP (8 required)	41491	41491	41491	41491
8	TUBULAR ELEMENT, 1000W	41536	41536	41538	41538
9	TUBULAR ELEMENT, 1800W	48650	48650	48650EX	48650EX
10	HEAT ELEMENT, 1050W	48651	48651	48651EX	48651EX
11	KETTLE SHELL ASSY 32 OZ	41528	41528L	41528	41528L
12	KETTLE LEAD ASSEMBLY	55140	55140L	55140	55140L
13	8-32 X 1/2 SLOTTED H W H (Screw)	49379	49379	49379	49379
14	JUNCTION BOX ASSEMBLY	61084	61084	61084	61084
15	JUNCTION BOX GASKET (between Junction Box and Cover)	40965	40965	40965	40965
16	JUNCTION BOX GASKET (between Kettle and Junction Box)	40963	40963	40963	40963
17	ACORN NUT #8-32	47702	47702	47702	47702
18	KETTLE TERMINAL BLOCK	41129	41129	41129	41129
19	8-32 HEX M/S NUT	74149	74149	74149	74149

## 32 oz. Kettle Bottom Assembly (All Models)

Item	Part Description	Part Number			
		2127HT	2127HTL	2127EX	2127EXL
	RH KETTLE BOTTOM ASSY (Complete Assy. - includes parts listed below.)	62300		62300EX	
	LH KETTLE BOTTOM ASSY (Complete Assy. - includes parts listed below.)		62300L		62300EXL
1	HEAT TRANSFER PLATE 32 OZ.	41534	41534	41534	41534
2	KETTLE GASKET	41597	41597	41597	41597
3	32 OZ KETTLE WELDED ASSY	41533	41533	41533	41533
4	ELEMENT SHIM (2 required)	68787	68787	68787	68787
5	NUT RETAINER (16 required)	50190	50190	50190	50190
6	HEX NUT 1/4-20 (16 required)	41451	41451	41451	41451
7	ELEMENT CLAMP (8 required)	41491	41491	41491	41491
8	TUBULAR ELEMENT, 1000W	41536	41536	41538	41538
9	TUBULAR ELEMENT, 1800W	48650	48650	48650EX	48650EX
10	HEAT ELEMENT, 1050W	48651	48651	48651EX	48651EX
11	KETTLE SHELL ASSY 32 OZ	41528	41528L	41528	41528L
12	KETTLE LEAD ASSEMBLY	55140	55140L	55140	55140L
13	8-32 X 1/2 SLOTTED H W H (Screw)	49379	49379	49379	49379
14	JUNCTION BOX ASSEMBLY	61084	61084	61084	61084
15	JUNCTION BOX GASKET (between Junction Box and Cover)	40965	40965	40965	40965
16	JUNCTION BOX GASKET (between Kettle and Junction Box)	40963	40963	40963	40963
17	ACORN NUT #8-32	47702	47702	47702	47702
18	KETTLE TERMINAL BLOCK	41129	41129	41129	41129
19	8-32 HEX M/S NUT	74149	74149	74149	74149

## 32 oz. Kettle Bottom Assembly (All Models)

Item	Part Description	Part Number			
		2127HT	2127HTL	2127EX	2127EXL
	RH KETTLE BOTTOM ASSY (Complete Assy. - includes parts listed below.)	62300		62300EX	
	LH KETTLE BOTTOM ASSY (Complete Assy. - includes parts listed below.)		62300L		62300EXL
1	HEAT TRANSFER PLATE 32 OZ.	41534	41534	41534	41534
2	KETTLE GASKET	41597	41597	41597	41597
3	32 OZ KETTLE WELDED ASSY	41533	41533	41533	41533
4	ELEMENT SHIM (2 required)	68787	68787	68787	68787
5	NUT RETAINER (16 required)	50190	50190	50190	50190
6	HEX NUT 1/4-20 (16 required)	41451	41451	41451	41451
7	ELEMENT CLAMP (8 required)	41491	41491	41491	41491
8	TUBULAR ELEMENT, 1000W	41536	41536	41538	41538
9	TUBULAR ELEMENT, 1800W	48650	48650	48650EX	48650EX
10	HEAT ELEMENT, 1050W	48651	48651	48651EX	48651EX
11	KETTLE SHELL ASSY 32 OZ	41528	41528L	41528	41528L
12	KETTLE LEAD ASSEMBLY	55140	55140L	55140	55140L
13	8-32 X 1/2 SLOTTED H W H (Screw)	49379	49379	49379	49379
14	JUNCTION BOX ASSEMBLY	61084	61084	61084	61084
15	JUNCTION BOX GASKET (between Junction Box and Cover)	40965	40965	40965	40965
16	JUNCTION BOX GASKET (between Kettle and Junction Box)	40963	40963	40963	40963
17	ACORN NUT #8-32	47702	47702	47702	47702
18	KETTLE TERMINAL BLOCK	41129	41129	41129	41129
19	8-32 HEX M/S NUT	74149	74149	74149	74149

## 32 oz. Kettle Bottom Assembly (All Models)

Item	Part Description	Part Number			
		2127HT	2127HTL	2127EX	2127EXL
	RH KETTLE BOTTOM ASSY (Complete Assy. - includes parts listed below.)	62300		62300EX	
	LH KETTLE BOTTOM ASSY (Complete Assy. - includes parts listed below.)		62300L		62300EXL
1	HEAT TRANSFER PLATE 32 OZ.	41534	41534	41534	41534
2	KETTLE GASKET	41597	41597	41597	41597
3	32 OZ KETTLE WELDED ASSY	41533	41533	41533	41533
4	ELEMENT SHIM (2 required)	68787	68787	68787	68787
5	NUT RETAINER (16 required)	50190	50190	50190	50190
6	HEX NUT 1/4-20 (16 required)	41451	41451	41451	41451
7	ELEMENT CLAMP (8 required)	41491	41491	41491	41491
8	TUBULAR ELEMENT, 1000W	41536	41536	41538	41538
9	TUBULAR ELEMENT, 1800W	48650	48650	48650EX	48650EX
10	HEAT ELEMENT, 1050W	48651	48651	48651EX	48651EX
11	KETTLE SHELL ASSY 32 OZ	41528	41528L	41528	41528L
12	KETTLE LEAD ASSEMBLY	55140	55140L	55140	55140L
13	8-32 X 1/2 SLOTTED H W H (Screw)	49379	49379	49379	49379
14	JUNCTION BOX ASSEMBLY	61084	61084	61084	61084
15	JUNCTION BOX GASKET (between Junction Box and Cover)	40965	40965	40965	40965
16	JUNCTION BOX GASKET (between Kettle and Junction Box)	40963	40963	40963	40963
17	ACORN NUT #8-32	47702	47702	47702	47702
18	KETTLE TERMINAL BLOCK	41129	41129	41129	41129
19	8-32 HEX M/S NUT	74149	74149	74149	74149

## 32 oz. Kettle Bottom Assembly (All Models)

Item	Part Description	Part Number			
		2127HT	2127HTL	2127EX	2127EXL
	RH KETTLE BOTTOM ASSY (Complete Assy. - includes parts listed below.)	62300		62300EX	
	LH KETTLE BOTTOM ASSY (Complete Assy. - includes parts listed below.)		62300L		62300EXL
1	HEAT TRANSFER PLATE 32 OZ.	41534	41534	41534	41534
2	KETTLE GASKET	41597	41597	41597	41597
3	32 OZ KETTLE WELDED ASSY	41533	41533	41533	41533
4	ELEMENT SHIM (2 required)	68787	68787	68787	68787
5	NUT RETAINER (16 required)	50190	50190	50190	50190
6	HEX NUT 1/4-20 (16 required)	41451	41451	41451	41451
7	ELEMENT CLAMP (8 required)	41491	41491	41491	41491
8	TUBULAR ELEMENT, 1000W	41536	41536	41538	41538
9	TUBULAR ELEMENT, 1800W	48650	48650	48650EX	48650EX
10	HEAT ELEMENT, 1050W	48651	48651	48651EX	48651EX
11	KETTLE SHELL ASSY 32 OZ	41528	41528L	41528	41528L
12	KETTLE LEAD ASSEMBLY	55140	55140L	55140	55140L
13	8-32 X 1/2 SLOTTED H W H (Screw)	49379	49379	49379	49379
14	JUNCTION BOX ASSEMBLY	61084	61084	61084	61084
15	JUNCTION BOX GASKET (between Junction Box and Cover)	40965	40965	40965	40965
16	JUNCTION BOX GASKET (between Kettle and Junction Box)	40963	40963	40963	40963
17	ACORN NUT #8-32	47702	47702	47702	47702
18	KETTLE TERMINAL BLOCK	41129	41129	41129	41129
19	8-32 HEX M/S NUT	74149	74149	74149	74149

## 32 oz. Kettle Bottom Assembly (All Models)

Item	Part Description	Part Number			
		2127HT	2127HTL	2127EX	2127EXL
	RH KETTLE BOTTOM ASSY (Complete Assy. - includes parts listed below.)	62300		62300EX	
	LH KETTLE BOTTOM ASSY (Complete Assy. - includes parts listed below.)		62300L		62300EXL
1	HEAT TRANSFER PLATE 32 OZ.	41534	41534	41534	41534
2	KETTLE GASKET	41597	41597	41597	41597
3	32 OZ KETTLE WELDED ASSY	41533	41533	41533	41533
4	ELEMENT SHIM (2 required)	68787	68787	68787	68787
5	NUT RETAINER (16 required)	50190	50190	50190	50190
6	HEX NUT 1/4-20 (16 required)	41451	41451	41451	41451
7	ELEMENT CLAMP (8 required)	41491	41491	41491	41491
8	TUBULAR ELEMENT, 1000W	41536	41536	41538	41538
9	TUBULAR ELEMENT, 1800W	48650	48650	48650EX	48650EX
10	HEAT ELEMENT, 1050W	48651	48651	48651EX	48651EX
11	KETTLE SHELL ASSY 32 OZ	41528	41528L	41528	41528L
12	KETTLE LEAD ASSEMBLY	55140	55140L	55140	55140L
13	8-32 X 1/2 SLOTTED H W H (Screw)	49379	49379	49379	49379
14	JUNCTION BOX ASSEMBLY	61084	61084	61084	61084
15	JUNCTION BOX GASKET (between Junction Box and Cover)	40965	40965	40965	40965
16	JUNCTION BOX GASKET (between Kettle and Junction Box)	40963	40963	40963	40963
17	ACORN NUT #8-32	47702	47702	47702	47702
18	KETTLE TERMINAL BLOCK	41129	41129	41129	41129
19	8-32 HEX M/S NUT	74149	74149	74149	74149

## 32 oz. Kettle Bottom Assembly (All Models)

Item	Part Description	Part Number			
		2127HT	2127HTL	2127EX	2127EXL
	RH KETTLE BOTTOM ASSY (Complete Assy. - includes parts listed below.)	62300		62300EX	
	LH KETTLE BOTTOM ASSY (Complete Assy. - includes parts listed below.)		62300L		62300EXL
1	HEAT TRANSFER PLATE 32 OZ.	41534	41534	41534	41534
2	KETTLE GASKET	41597	41597	41597	41597
3	32 OZ KETTLE WELDED ASSY	41533	41533	41533	41533
4	ELEMENT SHIM (2 required)	68787	68787	68787	68787
5	NUT RETAINER (16 required)	50190	50190	50190	50190
6	HEX NUT 1/4-20 (16 required)	41451	41451	41451	41451
7	ELEMENT CLAMP (8 required)	41491	41491	41491	41491
8	TUBULAR ELEMENT, 1000W	41536	41536	41538	41538
9	TUBULAR ELEMENT, 1800W	48650	48650	48650EX	48650EX
10	HEAT ELEMENT, 1050W	48651	48651	48651EX	48651EX
11	KETTLE SHELL ASSY 32 OZ	41528	41528L	41528	41528L
12	KETTLE LEAD ASSEMBLY	55140	55140L	55140	55140L
13	8-32 X 1/2 SLOTTED H W H (Screw)	49379	49379	49379	49379
14	JUNCTION BOX ASSEMBLY	61084	61084	61084	61084
15	JUNCTION BOX GASKET (between Junction Box and Cover)	40965	40965	40965	40965
16	JUNCTION BOX GASKET (between Kettle and Junction Box)	40963	40963	40963	40963
17	ACORN NUT #8-32	47702	47702	47702	47702
18	KETTLE TERMINAL BLOCK	41129	41129	41129	41129
19	8-32 HEX M/S NUT	74149	74149	74149	74149

## 32 oz. Kettle Bottom Assembly (All Models)

Item	Part Description	Part Number			
		2127HT	2127HTL	2127EX	2127EXL
	RH KETTLE BOTTOM ASSY (Complete Assy. - includes parts listed below.)	62300		62300EX	
	LH KETTLE BOTTOM ASSY (Complete Assy. - includes parts listed below.)		62300L		62300EXL
1	HEAT TRANSFER PLATE 32 OZ.	41534	41534	41534	41534
2	KETTLE GASKET	41597	41597	41597	41597
3	32 OZ KETTLE WELDED ASSY	41533	41533	41533	41533
4	ELEMENT SHIM (2 required)	68787	68787	68787	68787
5	NUT RETAINER (16 required)	50190	50190	50190	50190
6	HEX NUT 1/4-20 (16 required)	41451	41451	41451	41451
7	ELEMENT CLAMP (8 required)	41491	41491	41491	41491
8	TUBULAR ELEMENT, 1000W	41536	41536	41538	41538
9	TUBULAR ELEMENT, 1800W	48650	48650	48650EX	48650EX
10	HEAT ELEMENT, 1050W	48651	48651	48651EX	48651EX
11	KETTLE SHELL ASSY 32 OZ	41528	41528L	41528	41528L
12	KETTLE LEAD ASSEMBLY	55140	55140L	55140	55140L
13	8-32 X 1/2 SLOTTED H W H (Screw)	49379	49379	49379	49379
14	JUNCTION BOX ASSEMBLY	61084	61084	61084	61084
15	JUNCTION BOX GASKET (between Junction Box and Cover)	40965	40965	40965	40965
16	JUNCTION BOX GASKET (between Kettle and Junction Box)	40963	40963	40963	40963
17	ACORN NUT #8-32	47702	47702	47702	47702
18	KETTLE TERMINAL BLOCK	41129	41129	41129	41129
19	8-32 HEX M/S NUT	74149	74149	74149	74149

## 32 oz. Kettle Bottom Assembly (All Models)

Item	Part Description	Part Number			
		2127HT	2127HTL	2127EX	2127EXL
	RH KETTLE BOTTOM ASSY (Complete Assy. - includes parts listed below.)	62300		62300EX	
	LH KETTLE BOTTOM ASSY (Complete Assy. - includes parts listed below.)		62300L		62300EXL
1	HEAT TRANSFER PLATE 32 OZ.	41534	41534	41534	41534
2	KETTLE GASKET	41597	41597	41597	41597
3	32 OZ KETTLE WELDED ASSY	41533	41533	41533	41533
4	ELEMENT SHIM (2 required)	68787	68787	68787	68787
5	NUT RETAINER (16 required)	50190	50190	50190	50190
6	HEX NUT 1/4-20 (16 required)	41451	41451	41451	41451
7	ELEMENT CLAMP (8 required)	41491	41491	41491	41491
8	TUBULAR ELEMENT, 1000W	41536	41536	41538	41538
9	TUBULAR ELEMENT, 1800W	48650	48650	48650EX	48650EX
10	HEAT ELEMENT, 1050W	48651	48651	48651EX	48651EX
11	KETTLE SHELL ASSY 32 OZ	41528	41528L	41528	41528L
12	KETTLE LEAD ASSEMBLY	55140	55140L	55140	55140L
13	8-32 X 1/2 SLOTTED H W H (Screw)	49379	49379	49379	49379
14	JUNCTION BOX ASSEMBLY	61084	61084	61084	61084
15	JUNCTION BOX GASKET (between Junction Box and Cover)	40965	40965	40965	40965
16	JUNCTION BOX GASKET (between Kettle and Junction Box)	40963	40963	40963	40963
17	ACORN NUT #8-32	47702	47702	47702	47702
18	KETTLE TERMINAL BLOCK	41129	41129	41129	41129
19	8-32 HEX M/S NUT	74149	74149	74149	74149

## 32 oz. Kettle Bottom Assembly (All Models)

Item	Part Description	Part Number			
		2127HT	2127HTL	2127EX	2127EXL
	RH KETTLE BOTTOM ASSY (Complete Assy. - includes parts listed below.)	62300		62300EX	
	LH KETTLE BOTTOM ASSY (Complete Assy. - includes parts listed below.)		62300L		62300EXL
1	HEAT TRANSFER PLATE 32 OZ.	41534	41534	41534	41534
2	KETTLE GASKET	41597	41597	41597	41597
3	32 OZ KETTLE WELDED ASSY	41533	41533	41533	41533
4	ELEMENT SHIM (2 required)	68787	68787	68787	68787
5	NUT RETAINER (16 required)	50190	50190	50190	50190
6	HEX NUT 1/4-20 (16 required)	41451	41451	41451	41451
7	ELEMENT CLAMP (8 required)	41491	41491	41491	41491
8	TUBULAR ELEMENT, 1000W	41536	41536	41538	41538
9	TUBULAR ELEMENT, 1800W	48650	48650	48650EX	48650EX
10	HEAT ELEMENT, 1050W	48651	48651	48651EX	48651EX
11	KETTLE SHELL ASSY 32 OZ	41528	41528L	41528	41528L
12	KETTLE LEAD ASSEMBLY	55140	55140L	55140	55140L
13	8-32 X 1/2 SLOTTED H W H (Screw)	49379	49379	49379	49379
14	JUNCTION BOX ASSEMBLY	61084	61084	61084	61084
15	JUNCTION BOX GASKET (between Junction Box and Cover)	40965	40965	40965	40965
16	JUNCTION BOX GASKET (between Kettle and Junction Box)	40963	40963	40963	40963
17	ACORN NUT #8-32	47702	47702	47702	47702
18	KETTLE TERMINAL BLOCK	41129	41129	41129	41129
19	8-32 HEX M/S NUT	74149	74149	74149	74149

## 32 oz. Kettle Bottom Assembly (All Models)

Item	Part Description	Part Number			
		2127HT	2127HTL	2127EX	2127EXL
	RH KETTLE BOTTOM ASSY (Complete Assy. - includes parts listed below.)	62300		62300EX	
	LH KETTLE BOTTOM ASSY (Complete Assy. - includes parts listed below.)		62300L		62300EXL
1	HEAT TRANSFER PLATE 32 OZ.	41534	41534	41534	41534
2	KETTLE GASKET	41597	41597	41597	41597
3	32 OZ KETTLE WELDED ASSY	41533	41533	41533	41533
4	ELEMENT SHIM (2 required)	68787	68787	68787	68787
5	NUT RETAINER (16 required)	50190	50190	50190	50190
6	HEX NUT 1/4-20 (16 required)	41451	41451	41451	41451
7	ELEMENT CLAMP (8 required)	41491	41491	41491	41491
8	TUBULAR ELEMENT, 1000W	41536	41536	41538	41538
9	TUBULAR ELEMENT, 1800W	48650	48650	48650EX	48650EX
10	HEAT ELEMENT, 1050W	48651	48651	48651EX	48651EX
11	KETTLE SHELL ASSY 32 OZ	41528	41528L	41528	41528L
12	KETTLE LEAD ASSEMBLY	55140	55140L	55140	55140L
13	8-32 X 1/2 SLOTTED H W H (Screw)	49379	49379	49379	49379
14	JUNCTION BOX ASSEMBLY	61084	61084	61084	61084
15	JUNCTION BOX GASKET (between Junction Box and Cover)	40965	40965	40965	40965
16	JUNCTION BOX GASKET (between Kettle and Junction Box)	40963	40963	40963	40963
17	ACORN NUT #8-32	47702	47702	47702	47702
18	KETTLE TERMINAL BLOCK	41129	41129	41129	41129
19	8-32 HEX M/S NUT	74149	74149	74149	74149

## 32 oz. Kettle Bottom Assembly (All Models)

Item	Part Description	Part Number			
		2127HT	2127HTL	2127EX	2127EXL
	RH KETTLE BOTTOM ASSY (Complete Assy. - includes parts listed below.)	62300		62300EX	
	LH KETTLE BOTTOM ASSY (Complete Assy. - includes parts listed below.)		62300L		62300EXL
1	HEAT TRANSFER PLATE 32 OZ.	41534	41534	41534	41534
2	KETTLE GASKET	41597	41597	41597	41597
3	32 OZ KETTLE WELDED ASSY	41533	41533	41533	41533
4	ELEMENT SHIM (2 required)	68787	68787	68787	68787
5	NUT RETAINER (16 required)	50190	50190	50190	50190
6	HEX NUT 1/4-20 (16 required)	41451	41451	41451	41451
7	ELEMENT CLAMP (8 required)	41491	41491	41491	41491
8	TUBULAR ELEMENT, 1000W	41536	41536	41538	41538
9	TUBULAR ELEMENT, 1800W	48650	48650	48650EX	48650EX
10	HEAT ELEMENT, 1050W	48651	48651	48651EX	48651EX
11	KETTLE SHELL ASSY 32 OZ	41528	41528L	41528	41528L
12	KETTLE LEAD ASSEMBLY	55140	55140L	55140	55140L
13	8-32 X 1/2 SLOTTED H W H (Screw)	49379	49379	49379	49379
14	JUNCTION BOX ASSEMBLY	61084	61084	61084	61084
15	JUNCTION BOX GASKET (between Junction Box and Cover)	40965	40965	40965	40965
16	JUNCTION BOX GASKET (between Kettle and Junction Box)	40963	40963	40963	40963
17	ACORN NUT #8-32	47702	47702	47702	47702
18	KETTLE TERMINAL BLOCK	41129	41129	41129	41129
19	8-32 HEX M/S NUT	74149	74149	74149	74149

## 32 oz. Kettle Bottom Assembly (All Models)

Item	Part Description	Part Number			
		2127HT	2127HTL	2127EX	2127EXL
	RH KETTLE BOTTOM ASSY (Complete Assy. - includes parts listed below.)	62300		62300EX	
	LH KETTLE BOTTOM ASSY (Complete Assy. - includes parts listed below.)		62300L		62300EXL
1	HEAT TRANSFER PLATE 32 OZ.	41534	41534	41534	41534
2	KETTLE GASKET	41597	41597	41597	41597
3	32 OZ KETTLE WELDED ASSY	41533	41533	41533	41533
4	ELEMENT SHIM (2 required)	68787	68787	68787	68787
5	NUT RETAINER (16 required)	50190	50190	50190	50190
6	HEX NUT 1/4-20 (16 required)	41451	41451	41451	41451
7	ELEMENT CLAMP (8 required)	41491	41491	41491	41491
8	TUBULAR ELEMENT, 1000W	41536	41536	41538	41538
9	TUBULAR ELEMENT, 1800W	48650	48650	48650EX	48650EX
10	HEAT ELEMENT, 1050W	48651	48651	48651EX	48651EX
11	KETTLE SHELL ASSY 32 OZ	41528	41528L	41528	41528L
12	KETTLE LEAD ASSEMBLY	55140	55140L	55140	55140L
13	8-32 X 1/2 SLOTTED H W H (Screw)	49379	49379	49379	49379
14	JUNCTION BOX ASSEMBLY	61084	61084	61084	61084
15	JUNCTION BOX GASKET (between Junction Box and Cover)	40965	40965	40965	40965
16	JUNCTION BOX GASKET (between Kettle and Junction Box)	40963	40963	40963	40963
17	ACORN NUT #8-32	47702	47702	47702	47702
18	KETTLE TERMINAL BLOCK	41129	41129	41129	41129
19	8-32 HEX M/S NUT	74149	74149	74149	74149

## 32 oz. Kettle Bottom Assembly (All Models)

Item	Part Description	Part Number			
		2127HT	2127HTL	2127EX	2127EXL
	RH KETTLE BOTTOM ASSY (Complete Assy. - includes parts listed below.)	62300		62300EX	
	LH KETTLE BOTTOM ASSY (Complete Assy. - includes parts listed below.)		62300L		62300EXL
1	HEAT TRANSFER PLATE 32 OZ.	41534	41534	41534	41534
2	KETTLE GASKET	41597	41597	41597	41597
3	32 OZ KETTLE WELDED ASSY	41533	41533	41533	41533
4	ELEMENT SHIM (2 required)	68787	68787	68787	68787
5	NUT RETAINER (16 required)	50190	50190	50190	50190
6	HEX NUT 1/4-20 (16 required)	41451	41451	41451	41451
7	ELEMENT CLAMP (8 required)	41491	41491	41491	41491
8	TUBULAR ELEMENT, 1000W	41536	41536	41538	41538
9	TUBULAR ELEMENT, 1800W	48650	48650	48650EX	48650EX
10	HEAT ELEMENT, 1050W	48651	48651	48651EX	48651EX
11	KETTLE SHELL ASSY 32 OZ	41528	41528L	41528	41528L
12	KETTLE LEAD ASSEMBLY	55140	55140L	55140	55140L
13	8-32 X 1/2 SLOTTED H W H (Screw)	49379	49379	49379	49379
14	JUNCTION BOX ASSEMBLY	61084	61084	61084	61084
15	JUNCTION BOX GASKET (between Junction Box and Cover)	40965	40965	40965	40965
16	JUNCTION BOX GASKET (between Kettle and Junction Box)	40963	40963	40963	40963
17	ACORN NUT #8-32	47702	47702	47702	47702
18	KETTLE TERMINAL BLOCK	41129	41129	41129	41129
19	8-32 HEX M/S NUT	74149	74149	74149	74149

## 32 oz. Kettle Bottom Assembly (All Models)

Item	Part Description	Part Number			
		2127HT	2127HTL	2127EX	2127EXL
	RH KETTLE BOTTOM ASSY (Complete Assy. - includes parts listed below.)	62300		62300EX	
	LH KETTLE BOTTOM ASSY (Complete Assy. - includes parts listed below.)		62300L		62300EXL
1	HEAT TRANSFER PLATE 32 OZ.	41534	41534	41534	41534
2	KETTLE GASKET	41597	41597	41597	41597
3	32 OZ KETTLE WELDED ASSY	41533	41533	41533	41533
4	ELEMENT SHIM (2 required)	68787	68787	68787	68787
5	NUT RETAINER (16 required)	50190	50190	50190	50190
6	HEX NUT 1/4-20 (16 required)	41451	41451	41451	41451
7	ELEMENT CLAMP (8 required)	41491	41491	41491	41491
8	TUBULAR ELEMENT, 1000W	41536	41536	41538	41538
9	TUBULAR ELEMENT, 1800W	48650	48650	48650EX	48650EX
10	HEAT ELEMENT, 1050W	48651	48651	48651EX	48651EX
11	KETTLE SHELL ASSY 32 OZ	41528	41528L	41528	41528L
12	KETTLE LEAD ASSEMBLY	55140	55140L	55140	55140L
13	8-32 X 1/2 SLOTTED H W H (Screw)	49379	49379	49379	49379
14	JUNCTION BOX ASSEMBLY	61084	61084	61084	61084
15	JUNCTION BOX GASKET (between Junction Box and Cover)	40965	40965	40965	40965
16	JUNCTION BOX GASKET (between Kettle and Junction Box)	40963	40963	40963	40963
17	ACORN NUT #8-32	47702	47702	47702	47702
18	KETTLE TERMINAL BLOCK	41129	41129	41129	41129
19	8-32 HEX M/S NUT	74149	74149	74149	74149

## 32 oz. Kettle Bottom Assembly (All Models)

Item	Part Description	Part Number			
		2127HT	2127HTL	2127EX	2127EXL
	RH KETTLE BOTTOM ASSY (Complete Assy. - includes parts listed below.)	62300		62300EX	
	LH KETTLE BOTTOM ASSY (Complete Assy. - includes parts listed below.)		62300L		62300EXL
1	HEAT TRANSFER PLATE 32 OZ.	41534	41534	41534	41534
2	KETTLE GASKET	41597	41597	41597	41597
3	32 OZ KETTLE WELDED ASSY	41533	41533	41533	41533
4	ELEMENT SHIM (2 required)	68787	68787	68787	68787
5	NUT RETAINER (16 required)	50190	50190	50190	50190
6	HEX NUT 1/4-20 (16 required)	41451	41451	41451	41451
7	ELEMENT CLAMP (8 required)	41491	41491	41491	41491
8	TUBULAR ELEMENT, 1000W	41536	41536	41538	41538
9	TUBULAR ELEMENT, 1800W	48650	48650	48650EX	48650EX
10	HEAT ELEMENT, 1050W	48651	48651	48651EX	48651EX
11	KETTLE SHELL ASSY 32 OZ	41528	41528L	41528	41528L
12	KETTLE LEAD ASSEMBLY	55140	55140L	55140	55140L
13	8-32 X 1/2 SLOTTED H W H (Screw)	49379	49379	49379	49379
14	JUNCTION BOX ASSEMBLY	61084	61084	61084	61084
15	JUNCTION BOX GASKET (between Junction Box and Cover)	40965	40965	40965	40965
16	JUNCTION BOX GASKET (between Kettle and Junction Box)	40963	40963	40963	40963
17	ACORN NUT #8-32	47702	47702	47702	47702
18	KETTLE TERMINAL BLOCK	41129	41129	41129	41129
19	8-32 HEX M/S NUT	74149	74149	74149	74149

## 32 oz. Kettle Bottom Assembly (All Models)

Item	Part Description	Part Number			
		2127HT	2127HTL	2127EX	2127EXL
	RH KETTLE BOTTOM ASSY (Complete Assy. - includes parts listed below.)	62300		62300EX	
	LH KETTLE BOTTOM ASSY (Complete Assy. - includes parts listed below.)		62300L		62300EXL
1	HEAT TRANSFER PLATE 32 OZ.	41534	41534	41534	41534
2	KETTLE GASKET	41597	41597	41597	41597
3	32 OZ KETTLE WELDED ASSY	41533	41533	41533	41533
4	ELEMENT SHIM (2 required)	68787	68787	68787	68787
5	NUT RETAINER (16 required)	50190	50190	50190	50190
6	HEX NUT 1/4-20 (16 required)	41451	41451	41451	41451
7	ELEMENT CLAMP (8 required)	41491	41491	41491	41491
8	TUBULAR ELEMENT, 1000W	41536	41536	41538	41538
9	TUBULAR ELEMENT, 1800W	48650	48650	48650EX	48650EX
10	HEAT ELEMENT, 1050W	48651	48651	48651EX	48651EX
11	KETTLE SHELL ASSY 32 OZ	41528	41528L	41528	41528L
12	KETTLE LEAD ASSEMBLY	55140	55140L	55140	55140L
13	8-32 X 1/2 SLOTTED H W H (Screw)	49379	49379	49379	49379
14	JUNCTION BOX ASSEMBLY	61084	61084	61084	61084
15	JUNCTION BOX GASKET (between Junction Box and Cover)	40965	40965	40965	40965
16	JUNCTION BOX GASKET (between Kettle and Junction Box)	40963	40963	40963	40963
17	ACORN NUT #8-32	47702	47702	47702	47702
18	KETTLE TERMINAL BLOCK	41129	41129	41129	41129
19	8-32 HEX M/S NUT	74149	74149	74149	74149

## 32 oz. Kettle Bottom Assembly (All Models)

Item	Part Description	Part Number			
		2127HT	2127HTL	2127EX	2127EXL
	RH KETTLE BOTTOM ASSY (Complete Assy. - includes parts listed below.)	62300		62300EX	
	LH KETTLE BOTTOM ASSY (Complete Assy. - includes parts listed below.)		62300L		62300EXL
1	HEAT TRANSFER PLATE 32 OZ.	41534	41534	41534	41534
2	KETTLE GASKET	41597	41597	41597	41597
3	32 OZ KETTLE WELDED ASSY	41533	41533	41533	41533
4	ELEMENT SHIM (2 required)	68787	68787	68787	68787
5	NUT RETAINER (16 required)	50190	50190	50190	50190
6	HEX NUT 1/4-20 (16 required)	41451	41451	41451	41451
7	ELEMENT CLAMP (8 required)	41491	41491	41491	41491
8	TUBULAR ELEMENT, 1000W	41536	41536	41538	41538
9	TUBULAR ELEMENT, 1800W	48650	48650	48650EX	48650EX
10	HEAT ELEMENT, 1050W	48651	48651	48651EX	48651EX
11	KETTLE SHELL ASSY 32 OZ	41528	41528L	41528	41528L
12	KETTLE LEAD ASSEMBLY	55140	55140L	55140	55140L
13	8-32 X 1/2 SLOTTED H W H (Screw)	49379	49379	49379	49379
14	JUNCTION BOX ASSEMBLY	61084	61084	61084	61084
15	JUNCTION BOX GASKET (between Junction Box and Cover)	40965	40965	40965	40965
16	JUNCTION BOX GASKET (between Kettle and Junction Box)	40963	40963	40963	40963
17	ACORN NUT #8-32	47702	47702	47702	47702
18	KETTLE TERMINAL BLOCK	41129	41129	41129	41129
19	8-32 HEX M/S NUT	74149	74149	74149	74149

## 32 oz. Kettle Bottom Assembly (All Models)

Item	Part Description	Part Number			
		2127HT	2127HTL	2127EX	2127EXL
	RH KETTLE BOTTOM ASSY (Complete Assy. - includes parts listed below.)	62300		62300EX	
	LH KETTLE BOTTOM ASSY (Complete Assy. - includes parts listed below.)		62300L		62300EXL
1	HEAT TRANSFER PLATE 32 OZ.	41534	41534	41534	41534
2	KETTLE GASKET	41597	41597	41597	41597
3	32 OZ KETTLE WELDED ASSY	41533	41533	41533	41533
4	ELEMENT SHIM (2 required)	68787	68787	68787	68787
5	NUT RETAINER (16 required)	50190	50190	50190	50190
6	HEX NUT 1/4-20 (16 required)	41451	41451	41451	41451
7	ELEMENT CLAMP (8 required)	41491	41491	41491	41491
8	TUBULAR ELEMENT, 1000W	41536	41536	41538	41538
9	TUBULAR ELEMENT, 1800W	48650	48650	48650EX	48650EX
10	HEAT ELEMENT, 1050W	48651	48651	48651EX	48651EX
11	KETTLE SHELL ASSY 32 OZ	41528	41528L	41528	41528L
12	KETTLE LEAD ASSEMBLY	55140	55140L	55140	55140L
13	8-32 X 1/2 SLOTTED H W H (Screw)	49379	49379	49379	49379
14	JUNCTION BOX ASSEMBLY	61084	61084	61084	61084
15	JUNCTION BOX GASKET (between Junction Box and Cover)	40965	40965	40965	40965
16	JUNCTION BOX GASKET (between Kettle and Junction Box)	40963	40963	40963	40963
17	ACORN NUT #8-32	47702	47702	47702	47702
18	KETTLE TERMINAL BLOCK	41129	41129	41129	41129
19	8-32 HEX M/S NUT	74149	74149	74149	74149

## 32 oz. Kettle Bottom Assembly (All Models)

Item	Part Description	Part Number			
		2127HT	2127HTL	2127EX	2127EXL
	RH KETTLE BOTTOM ASSY (Complete Assy. - includes parts listed below.)	62300		62300EX	
	LH KETTLE BOTTOM ASSY (Complete Assy. - includes parts listed below.)		62300L		62300EXL
1	HEAT TRANSFER PLATE 32 OZ.	41534	41534	41534	41534
2	KETTLE GASKET	41597	41597	41597	41597
3	32 OZ KETTLE WELDED ASSY	41533	41533	41533	41533
4	ELEMENT SHIM (2 required)	68787	68787	68787	68787
5	NUT RETAINER (16 required)	50190	50190	50190	50190
6	HEX NUT 1/4-20 (16 required)	41451	41451	41451	41451
7	ELEMENT CLAMP (8 required)	41491	41491	41491	41491
8	TUBULAR ELEMENT, 1000W	41536	41536	41538	41538
9	TUBULAR ELEMENT, 1800W	48650	48650	48650EX	48650EX
10	HEAT ELEMENT, 1050W	48651	48651	48651EX	48651EX
11	KETTLE SHELL ASSY 32 OZ	41528	41528L	41528	41528L
12	KETTLE LEAD ASSEMBLY	55140	55140L	55140	55140L
13	8-32 X 1/2 SLOTTED H W H (Screw)	49379	49379	49379	49379
14	JUNCTION BOX ASSEMBLY	61084	61084	61084	61084
15	JUNCTION BOX GASKET (between Junction Box and Cover)	40965	40965	40965	40965
16	JUNCTION BOX GASKET (between Kettle and Junction Box)	40963	40963	40963	40963
17	ACORN NUT #8-32	47702	47702	47702	47702
18	KETTLE TERMINAL BLOCK	41129	41129	41129	41129
19	8-32 HEX M/S NUT	74149	74149	74149	74149

## 32 oz. Kettle Bottom Assembly (All Models)

Item	Part Description	Part Number			
		2127HT	2127HTL	2127EX	2127EXL
	RH KETTLE BOTTOM ASSY (Complete Assy. - includes parts listed below.)	62300		62300EX	
	LH KETTLE BOTTOM ASSY (Complete Assy. - includes parts listed below.)		62300L		62300EXL
1	HEAT TRANSFER PLATE 32 OZ.	41534	41534	41534	41534
2	KETTLE GASKET	41597	41597	41597	41597
3	32 OZ KETTLE WELDED ASSY	41533	41533	41533	41533
4	ELEMENT SHIM (2 required)	68787	68787	68787	68787
5	NUT RETAINER (16 required)	50190	50190	50190	50190
6	HEX NUT 1/4-20 (16 required)	41451	41451	41451	41451
7	ELEMENT CLAMP (8 required)	41491	41491	41491	41491
8	TUBULAR ELEMENT, 1000W	41536	41536	41538	41538
9	TUBULAR ELEMENT, 1800W	48650	48650	48650EX	48650EX
10	HEAT ELEMENT, 1050W	48651	48651	48651EX	48651EX
11	KETTLE SHELL ASSY 32 OZ	41528	41528L	41528	41528L
12	KETTLE LEAD ASSEMBLY	55140	55140L	55140	55140L
13	8-32 X 1/2 SLOTTED H W H (Screw)	49379	49379	49379	49379
14	JUNCTION BOX ASSEMBLY	61084	61084	61084	61084
15	JUNCTION BOX GASKET (between Junction Box and Cover)	40965	40965	40965	40965
16	JUNCTION BOX GASKET (between Kettle and Junction Box)	40963	40963	40963	40963
17	ACORN NUT #8-32	47702	47702	47702	47702
18	KETTLE TERMINAL BLOCK	41129	41129	41129	41129
19	8-32 HEX M/S NUT	74149	74149	74149	74149

## 32 oz. Kettle Bottom Assembly (All Models)

Item	Part Description	Part Number			
		2127HT	2127HTL	2127EX	2127EXL
	RH KETTLE BOTTOM ASSY (Complete Assy. - includes parts listed below.)	62300		62300EX	
	LH KETTLE BOTTOM ASSY (Complete Assy. - includes parts listed below.)		62300L		62300EXL
1	HEAT TRANSFER PLATE 32 OZ.	41534	41534	41534	41534
2	KETTLE GASKET	41597	41597	41597	41597
3	32 OZ KETTLE WELDED ASSY	41533	41533	41533	41533
4	ELEMENT SHIM (2 required)	68787	68787	68787	68787
5	NUT RETAINER (16 required)	50190	50190	50190	50190
6	HEX NUT 1/4-20 (16 required)	41451	41451	41451	41451
7	ELEMENT CLAMP (8 required)	41491	41491	41491	41491
8	TUBULAR ELEMENT, 1000W	41536	41536	41538	41538
9	TUBULAR ELEMENT, 1800W	48650	48650	48650EX	48650EX
10	HEAT ELEMENT, 1050W	48651	48651	48651EX	48651EX
11	KETTLE SHELL ASSY 32 OZ	41528	41528L	41528	41528L
12	KETTLE LEAD ASSEMBLY	55140	55140L	55140	55140L
13	8-32 X 1/2 SLOTTED H W H (Screw)	49379	49379	49379	49379
14	JUNCTION BOX ASSEMBLY	61084	61084	61084	61084
15	JUNCTION BOX GASKET (between Junction Box and Cover)	40965	40965	40965	40965
16	JUNCTION BOX GASKET (between Kettle and Junction Box)	40963	40963	40963	40963
17	ACORN NUT #8-32	47702	47702	47702	47702
18	KETTLE TERMINAL BLOCK	41129	41129	41129	41129
19	8-32 HEX M/S NUT	74149	74149	74149	74149

## 32 oz. Kettle Bottom Assembly (All Models)

Item	Part Description	Part Number			
		2127HT	2127HTL	2127EX	2127EXL
	RH KETTLE BOTTOM ASSY (Complete Assy. - includes parts listed below.)	62300		62300EX	
	LH KETTLE BOTTOM ASSY (Complete Assy. - includes parts listed below.)		62300L		62300EXL
1	HEAT TRANSFER PLATE 32 OZ.	41534	41534	41534	41534
2	KETTLE GASKET	41597	41597	41597	41597
3	32 OZ KETTLE WELDED ASSY	41533	41533	41533	41533
4	ELEMENT SHIM (2 required)	68787	68787	68787	68787
5	NUT RETAINER (16 required)	50190	50190	50190	50190
6	HEX NUT 1/4-20 (16 required)	41451	41451	41451	41451
7	ELEMENT CLAMP (8 required)	41491	41491	41491	41491
8	TUBULAR ELEMENT, 1000W	41536	41536	41538	41538
9	TUBULAR ELEMENT, 1800W	48650	48650	48650EX	48650EX
10	HEAT ELEMENT, 1050W	48651	48651	48651EX	48651EX
11	KETTLE SHELL ASSY 32 OZ	41528	41528L	41528	41528L
12	KETTLE LEAD ASSEMBLY	55140	55140L	55140	55140L
13	8-32 X 1/2 SLOTTED H W H (Screw)	49379	49379	49379	49379
14	JUNCTION BOX ASSEMBLY	61084	61084	61084	61084
15	JUNCTION BOX GASKET (between Junction Box and Cover)	40965	40965	40965	40965
16	JUNCTION BOX GASKET (between Kettle and Junction Box)	40963	40963	40963	40963
17	ACORN NUT #8-32	47702	47702	47702	47702
18	KETTLE TERMINAL BLOCK	41129	41129	41129	41129
19	8-32 HEX M/S NUT	74149	74149	74149	74149

## 32 oz. Kettle Bottom Assembly (All Models)

Item	Part Description	Part Number			
		2127HT	2127HTL	2127EX	2127EXL
	RH KETTLE BOTTOM ASSY (Complete Assy. - includes parts listed below.)	62300		62300EX	
	LH KETTLE BOTTOM ASSY (Complete Assy. - includes parts listed below.)		62300L		62300EXL
1	HEAT TRANSFER PLATE 32 OZ.	41534	41534	41534	41534
2	KETTLE GASKET	41597	41597	41597	41597
3	32 OZ KETTLE WELDED ASSY	41533	41533	41533	41533
4	ELEMENT SHIM (2 required)	68787	68787	68787	68787
5	NUT RETAINER (16 required)	50190	50190	50190	50190
6	HEX NUT 1/4-20 (16 required)	41451	41451	41451	41451
7	ELEMENT CLAMP (8 required)	41491	41491	41491	41491
8	TUBULAR ELEMENT, 1000W	41536	41536	41538	41538
9	TUBULAR ELEMENT, 1800W	48650	48650	48650EX	48650EX
10	HEAT ELEMENT, 1050W	48651	48651	48651EX	48651EX
11	KETTLE SHELL ASSY 32 OZ	41528	41528L	41528	41528L
12	KETTLE LEAD ASSEMBLY	55140	55140L	55140	55140L
13	8-32 X 1/2 SLOTTED H W H (Screw)	49379	49379	49379	49379
14	JUNCTION BOX ASSEMBLY	61084	61084	61084	61084
15	JUNCTION BOX GASKET (between Junction Box and Cover)	40965	40965	40965	40965
16	JUNCTION BOX GASKET (between Kettle and Junction Box)	40963	40963	40963	40963
17	ACORN NUT #8-32	47702	47702	47702	47702
18	KETTLE TERMINAL BLOCK	41129	41129	41129	41129
19	8-32 HEX M/S NUT	74149	74149	74149	74149

## 32 oz. Kettle Bottom Assembly (All Models)

Item	Part Description	Part Number			
		2127HT	2127HTL	2127EX	2127EXL
	RH KETTLE BOTTOM ASSY (Complete Assy. - includes parts listed below.)	62300		62300EX	
	LH KETTLE BOTTOM ASSY (Complete Assy. - includes parts listed below.)		62300L		62300EXL
1	HEAT TRANSFER PLATE 32 OZ.	41534	41534	41534	41534
2	KETTLE GASKET	41597	41597	41597	41597
3	32 OZ KETTLE WELDED ASSY	41533	41533	41533	41533
4	ELEMENT SHIM (2 required)	68787	68787	68787	68787
5	NUT RETAINER (16 required)	50190	50190	50190	50190
6	HEX NUT 1/4-20 (16 required)	41451	41451	41451	41451
7	ELEMENT CLAMP (8 required)	41491	41491	41491	41491
8	TUBULAR ELEMENT, 1000W	41536	41536	41538	41538
9	TUBULAR ELEMENT, 1800W	48650	48650	48650EX	48650EX
10	HEAT ELEMENT, 1050W	48651	48651	48651EX	48651EX
11	KETTLE SHELL ASSY 32 OZ	41528	41528L	41528	41528L
12	KETTLE LEAD ASSEMBLY	55140	55140L	55140	55140L
13	8-32 X 1/2 SLOTTED H W H (Screw)	49379	49379	49379	49379
14	JUNCTION BOX ASSEMBLY	61084	61084	61084	61084
15	JUNCTION BOX GASKET (between Junction Box and Cover)	40965	40965	40965	40965
16	JUNCTION BOX GASKET (between Kettle and Junction Box)	40963	40963	40963	40963
17	ACORN NUT #8-32	47702	47702	47702	47702
18	KETTLE TERMINAL BLOCK	41129	41129	41129	41129
19	8-32 HEX M/S NUT	74149	74149	74149	74149

## 32 oz. Kettle Bottom Assembly (All Models)

Item	Part Description	Part Number			
		2127HT	2127HTL	2127EX	2127EXL
	RH KETTLE BOTTOM ASSY (Complete Assy. - includes parts listed below.)	62300		62300EX	
	LH KETTLE BOTTOM ASSY (Complete Assy. - includes parts listed below.)		62300L		62300EXL
1	HEAT TRANSFER PLATE 32 OZ.	41534	41534	41534	41534
2	KETTLE GASKET	41597	41597	41597	41597
3	32 OZ KETTLE WELDED ASSY	41533	41533	41533	41533
4	ELEMENT SHIM (2 required)	68787	68787	68787	68787
5	NUT RETAINER (16 required)	50190	50190	50190	50190
6	HEX NUT 1/4-20 (16 required)	41451	41451	41451	41451
7	ELEMENT CLAMP (8 required)	41491	41491	41491	41491
8	TUBULAR ELEMENT, 1000W	41536	41536	41538	41538
9	TUBULAR ELEMENT, 1800W	48650	48650	48650EX	48650EX
10	HEAT ELEMENT, 1050W	48651	48651	48651EX	48651EX
11	KETTLE SHELL ASSY 32 OZ	41528	41528L	41528	41528L
12	KETTLE LEAD ASSEMBLY	55140	55140L	55140	55140L
13	8-32 X 1/2 SLOTTED H W H (Screw)	49379	49379	49379	49379
14	JUNCTION BOX ASSEMBLY	61084	61084	61084	61084
15	JUNCTION BOX GASKET (between Junction Box and Cover)	40965	40965	40965	40965
16	JUNCTION BOX GASKET (between Kettle and Junction Box)	40963	40963	40963	40963
17	ACORN NUT #8-32	47702	47702	47702	47702
18	KETTLE TERMINAL BLOCK	41129	41129	41129	41129
19	8-32 HEX M/S NUT	74149	74149	74149	74149

## 32 oz. Kettle Bottom Assembly (All Models)

Item	Part Description	Part Number			
		2127HT	2127HTL	2127EX	2127EXL
	RH KETTLE BOTTOM ASSY (Complete Assy. - includes parts listed below.)	62300		62300EX	
	LH KETTLE BOTTOM ASSY (Complete Assy. - includes parts listed below.)		62300L		62300EXL
1	HEAT TRANSFER PLATE 32 OZ.	41534	41534	41534	41534
2	KETTLE GASKET	41597	41597	41597	41597
3	32 OZ KETTLE WELDED ASSY	41533	41533	41533	41533
4	ELEMENT SHIM (2 required)	68787	68787	68787	68787
5	NUT RETAINER (16 required)	50190	50190	50190	50190
6	HEX NUT 1/4-20 (16 required)	41451	41451	41451	41451
7	ELEMENT CLAMP (8 required)	41491	41491	41491	41491
8	TUBULAR ELEMENT, 1000W	41536	41536	41538	41538
9	TUBULAR ELEMENT, 1800W	48650	48650	48650EX	48650EX
10	HEAT ELEMENT, 1050W	48651	48651	48651EX	48651EX
11	KETTLE SHELL ASSY 32 OZ	41528	41528L	41528	41528L
12	KETTLE LEAD ASSEMBLY	55140	55140L	55140	55140L
13	8-32 X 1/2 SLOTTED H W H (Screw)	49379	49379	49379	49379
14	JUNCTION BOX ASSEMBLY	61084	61084	61084	61084
15	JUNCTION BOX GASKET (between Junction Box and Cover)	40965	40965	40965	40965
16	JUNCTION BOX GASKET (between Kettle and Junction Box)	40963	40963	40963	40963
17	ACORN NUT #8-32	47702	47702	47702	47702
18	KETTLE TERMINAL BLOCK	41129	41129	41129	41129
19	8-32 HEX M/S NUT	74149	74149	74149	74149

## 32 oz. Kettle Bottom Assembly (All Models)

Item	Part Description	Part Number			
		2127HT	2127HTL	2127EX	2127EXL
	RH KETTLE BOTTOM ASSY (Complete Assy. - includes parts listed below.)	62300		62300EX	
	LH KETTLE BOTTOM ASSY (Complete Assy. - includes parts listed below.)		62300L		62300EXL
1	HEAT TRANSFER PLATE 32 OZ.	41534	41534	41534	41534
2	KETTLE GASKET	41597	41597	41597	41597
3	32 OZ KETTLE WELDED ASSY	41533	41533	41533	41533
4	ELEMENT SHIM (2 required)	68787	68787	68787	68787
5	NUT RETAINER (16 required)	50190	50190	50190	50190
6	HEX NUT 1/4-20 (16 required)	41451	41451	41451	41451
7	ELEMENT CLAMP (8 required)	41491	41491	41491	41491
8	TUBULAR ELEMENT, 1000W	41536	41536	41538	41538
9	TUBULAR ELEMENT, 1800W	48650	48650	48650EX	48650EX
10	HEAT ELEMENT, 1050W	48651	48651	48651EX	48651EX
11	KETTLE SHELL ASSY 32 OZ	41528	41528L	41528	41528L
12	KETTLE LEAD ASSEMBLY	55140	55140L	55140	55140L
13	8-32 X 1/2 SLOTTED H W H (Screw)	49379	49379	49379	49379
14	JUNCTION BOX ASSEMBLY	61084	61084	61084	61084
15	JUNCTION BOX GASKET (between Junction Box and Cover)	40965	40965	40965	40965
16	JUNCTION BOX GASKET (between Kettle and Junction Box)	40963	40963	40963	40963
17	ACORN NUT #8-32	47702	47702	47702	47702
18	KETTLE TERMINAL BLOCK	41129	41129	41129	41129
19	8-32 HEX M/S NUT	74149	74149	74149	74149

## 32 oz. Kettle Bottom Assembly (All Models)

Item	Part Description	Part Number			
		2127HT	2127HTL	2127EX	2127EXL
	RH KETTLE BOTTOM ASSY (Complete Assy. - includes parts listed below.)	62300		62300EX	
	LH KETTLE BOTTOM ASSY (Complete Assy. - includes parts listed below.)		62300L		62300EXL
1	HEAT TRANSFER PLATE 32 OZ.	41534	41534	41534	41534
2	KETTLE GASKET	41597	41597	41597	41597
3	32 OZ KETTLE WELDED ASSY	41533	41533	41533	41533
4	ELEMENT SHIM (2 required)	68787	68787	68787	68787
5	NUT RETAINER (16 required)	50190	50190	50190	50190
6	HEX NUT 1/4-20 (16 required)	41451	41451	41451	41451
7	ELEMENT CLAMP (8 required)	41491	41491	41491	41491
8	TUBULAR ELEMENT, 1000W	41536	41536	41538	41538
9	TUBULAR ELEMENT, 1800W	48650	48650	48650EX	48650EX
10	HEAT ELEMENT, 1050W	48651	48651	48651EX	48651EX
11	KETTLE SHELL ASSY 32 OZ	41528	41528L	41528	41528L
12	KETTLE LEAD ASSEMBLY	55140	55140L	55140	55140L
13	8-32 X 1/2 SLOTTED H W H (Screw)	49379	49379	49379	49379
14	JUNCTION BOX ASSEMBLY	61084	61084	61084	61084
15	JUNCTION BOX GASKET (between Junction Box and Cover)	40965	40965	40965	40965
16	JUNCTION BOX GASKET (between Kettle and Junction Box)	40963	40963	40963	40963
17	ACORN NUT #8-32	47702	47702	47702	47702
18	KETTLE TERMINAL BLOCK	41129	41129	41129	41129
19	8-32 HEX M/S NUT	74149	74149	74149	74149

## 32 oz. Kettle Bottom Assembly (All Models)

Item	Part Description	Part Number			
		2127HT	2127HTL	2127EX	2127EXL
	RH KETTLE BOTTOM ASSY (Complete Assy. - includes parts listed below.)	62300		62300EX	
	LH KETTLE BOTTOM ASSY (Complete Assy. - includes parts listed below.)		62300L		62300EXL
1	HEAT TRANSFER PLATE 32 OZ.	41534	41534	41534	41534
2	KETTLE GASKET	41597	41597	41597	41597
3	32 OZ KETTLE WELDED ASSY	41533	41533	41533	41533
4	ELEMENT SHIM (2 required)	68787	68787	68787	68787
5	NUT RETAINER (16 required)	50190	50190	50190	50190
6	HEX NUT 1/4-20 (16 required)	41451	41451	41451	41451
7	ELEMENT CLAMP (8 required)	41491	41491	41491	41491
8	TUBULAR ELEMENT, 1000W	41536	41536	41538	41538
9	TUBULAR ELEMENT, 1800W	48650	48650	48650EX	48650EX
10	HEAT ELEMENT, 1050W	48651	48651	48651EX	48651EX
11	KETTLE SHELL ASSY 32 OZ	41528	41528L	41528	41528L
12	KETTLE LEAD ASSEMBLY	55140	55140L	55140	55140L
13	8-32 X 1/2 SLOTTED H W H (Screw)	49379	49379	49379	49379
14	JUNCTION BOX ASSEMBLY	61084	61084	61084	61084
15	JUNCTION BOX GASKET (between Junction Box and Cover)	40965	40965	40965	40965
16	JUNCTION BOX GASKET (between Kettle and Junction Box)	40963	40963	40963	40963
17	ACORN NUT #8-32	47702	47702	47702	47702
18	KETTLE TERMINAL BLOCK	41129	41129	41129	41129
19	8-32 HEX M/S NUT	74149	74149	74149	74149

## 32 oz. Kettle Bottom Assembly (All Models)

Item	Part Description	Part Number			
		2127HT	2127HTL	2127EX	2127EXL
	RH KETTLE BOTTOM ASSY (Complete Assy. - includes parts listed below.)	62300		62300EX	
	LH KETTLE BOTTOM ASSY (Complete Assy. - includes parts listed below.)		62300L		62300EXL
1	HEAT TRANSFER PLATE 32 OZ.	41534	41534	41534	41534
2	KETTLE GASKET	41597	41597	41597	41597
3	32 OZ KETTLE WELDED ASSY	41533	41533	41533	41533
4	ELEMENT SHIM (2 required)	68787	68787	68787	68787
5	NUT RETAINER (16 required)	50190	50190	50190	50190
6	HEX NUT 1/4-20 (16 required)	41451	41451	41451	41451
7	ELEMENT CLAMP (8 required)	41491	41491	41491	41491
8	TUBULAR ELEMENT, 1000W	41536	41536	41538	41538
9	TUBULAR ELEMENT, 1800W	48650	48650	48650EX	48650EX
10	HEAT ELEMENT, 1050W	48651	48651	48651EX	48651EX
11	KETTLE SHELL ASSY 32 OZ	41528	41528L	41528	41528L
12	KETTLE LEAD ASSEMBLY	55140	55140L	55140	55140L
13	8-32 X 1/2 SLOTTED H W H (Screw)	49379	49379	49379	49379
14	JUNCTION BOX ASSEMBLY	61084	61084	61084	61084
15	JUNCTION BOX GASKET (between Junction Box and Cover)	40965	40965	40965	40965
16	JUNCTION BOX GASKET (between Kettle and Junction Box)	40963	40963	40963	40963
17	ACORN NUT #8-32	47702	47702	47702	47702
18	KETTLE TERMINAL BLOCK	41129	41129	41129	41129
19	8-32 HEX M/S NUT	74149	74149	74149	74149

## 32 oz. Kettle Bottom Assembly (All Models)

Item	Part Description	Part Number			
		2127HT	2127HTL	2127EX	2127EXL
	RH KETTLE BOTTOM ASSY (Complete Assy. - includes parts listed below.)	62300		62300EX	
	LH KETTLE BOTTOM ASSY (Complete Assy. - includes parts listed below.)		62300L		62300EXL
1	HEAT TRANSFER PLATE 32 OZ.	41534	41534	41534	41534
2	KETTLE GASKET	41597	41597	41597	41597
3	32 OZ KETTLE WELDED ASSY	41533	41533	41533	41533
4	ELEMENT SHIM (2 required)	68787	68787	68787	68787
5	NUT RETAINER (16 required)	50190	50190	50190	50190
6	HEX NUT 1/4-20 (16 required)	41451	41451	41451	41451
7	ELEMENT CLAMP (8 required)	41491	41491	41491	41491
8	TUBULAR ELEMENT, 1000W	41536	41536	41538	41538
9	TUBULAR ELEMENT, 1800W	48650	48650	48650EX	48650EX
10	HEAT ELEMENT, 1050W	48651	48651	48651EX	48651EX
11	KETTLE SHELL ASSY 32 OZ	41528	41528L	41528	41528L
12	KETTLE LEAD ASSEMBLY	55140	55140L	55140	55140L
13	8-32 X 1/2 SLOTTED H W H (Screw)	49379	49379	49379	49379
14	JUNCTION BOX ASSEMBLY	61084	61084	61084	61084
15	JUNCTION BOX GASKET (between Junction Box and Cover)	40965	40965	40965	40965
16	JUNCTION BOX GASKET (between Kettle and Junction Box)	40963	40963	40963	40963
17	ACORN NUT #8-32	47702	47702	47702	47702
18	KETTLE TERMINAL BLOCK	41129	41129	41129	41129
19	8-32 HEX M/S NUT	74149	74149	74149	74149

## 32 oz. Kettle Bottom Assembly (All Models)

Item	Part Description	Part Number			
		2127HT	2127HTL	2127EX	2127EXL
	RH KETTLE BOTTOM ASSY (Complete Assy. - includes parts listed below.)	62300		62300EX	
	LH KETTLE BOTTOM ASSY (Complete Assy. - includes parts listed below.)		62300L		62300EXL
1	HEAT TRANSFER PLATE 32 OZ.	41534	41534	41534	41534
2	KETTLE GASKET	41597	41597	41597	41597
3	32 OZ KETTLE WELDED ASSY	41533	41533	41533	41533
4	ELEMENT SHIM (2 required)	68787	68787	68787	68787
5	NUT RETAINER (16 required)	50190	50190	50190	50190
6	HEX NUT 1/4-20 (16 required)	41451	41451	41451	41451
7	ELEMENT CLAMP (8 required)	41491	41491	41491	41491
8	TUBULAR ELEMENT, 1000W	41536	41536	41538	41538
9	TUBULAR ELEMENT, 1800W	48650	48650	48650EX	48650EX
10	HEAT ELEMENT, 1050W	48651	48651	48651EX	48651EX
11	KETTLE SHELL ASSY 32 OZ	41528	41528L	41528	41528L
12	KETTLE LEAD ASSEMBLY	55140	55140L	55140	55140L
13	8-32 X 1/2 SLOTTED H W H (Screw)	49379	49379	49379	49379
14	JUNCTION BOX ASSEMBLY	61084	61084	61084	61084
15	JUNCTION BOX GASKET (between Junction Box and Cover)	40965	40965	40965	40965
16	JUNCTION BOX GASKET (between Kettle and Junction Box)	40963	40963	40963	40963
17	ACORN NUT #8-32	47702	47702	47702	47702
18	KETTLE TERMINAL BLOCK	41129	41129	41129	41129
19	8-32 HEX M/S NUT	74149	74149	74149	74149

## 32 oz. Kettle Bottom Assembly (All Models)

Item	Part Description	Part Number			
		2127HT	2127HTL	2127EX	2127EXL
	RH KETTLE BOTTOM ASSY (Complete Assy. - includes parts listed below.)	62300		62300EX	
	LH KETTLE BOTTOM ASSY (Complete Assy. - includes parts listed below.)		62300L		62300EXL
1	HEAT TRANSFER PLATE 32 OZ.	41534	41534	41534	41534
2	KETTLE GASKET	41597	41597	41597	41597
3	32 OZ KETTLE WELDED ASSY	41533	41533	41533	41533
4	ELEMENT SHIM (2 required)	68787	68787	68787	68787
5	NUT RETAINER (16 required)	50190	50190	50190	50190
6	HEX NUT 1/4-20 (16 required)	41451	41451	41451	41451
7	ELEMENT CLAMP (8 required)	41491	41491	41491	41491
8	TUBULAR ELEMENT, 1000W	41536	41536	41538	41538
9	TUBULAR ELEMENT, 1800W	48650	48650	48650EX	48650EX
10	HEAT ELEMENT, 1050W	48651	48651	48651EX	48651EX
11	KETTLE SHELL ASSY 32 OZ	41528	41528L	41528	41528L
12	KETTLE LEAD ASSEMBLY	55140	55140L	55140	55140L
13	8-32 X 1/2 SLOTTED H W H (Screw)	49379	49379	49379	49379
14	JUNCTION BOX ASSEMBLY	61084	61084	61084	61084
15	JUNCTION BOX GASKET (between Junction Box and Cover)	40965	40965	40965	40965
16	JUNCTION BOX GASKET (between Kettle and Junction Box)	40963	40963	40963	40963
17	ACORN NUT #8-32	47702	47702	47702	47702
18	KETTLE TERMINAL BLOCK	41129	41129	41129	41129
19	8-32 HEX M/S NUT	74149	74149	74149	74149

## 32 oz. Kettle Bottom Assembly (All Models)

Item	Part Description	Part Number			
		2127HT	2127HTL	2127EX	2127EXL
	RH KETTLE BOTTOM ASSY (Complete Assy. - includes parts listed below.)	62300		62300EX	
	LH KETTLE BOTTOM ASSY (Complete Assy. - includes parts listed below.)		62300L		62300EXL
1	HEAT TRANSFER PLATE 32 OZ.	41534	41534	41534	41534
2	KETTLE GASKET	41597	41597	41597	41597
3	32 OZ KETTLE WELDED ASSY	41533	41533	41533	41533
4	ELEMENT SHIM (2 required)	68787	68787	68787	68787
5	NUT RETAINER (16 required)	50190	50190	50190	50190
6	HEX NUT 1/4-20 (16 required)	41451	41451	41451	41451
7	ELEMENT CLAMP (8 required)	41491	41491	41491	41491
8	TUBULAR ELEMENT, 1000W	41536	41536	41538	41538
9	TUBULAR ELEMENT, 1800W	48650	48650	48650EX	48650EX
10	HEAT ELEMENT, 1050W	48651	48651	48651EX	48651EX
11	KETTLE SHELL ASSY 32 OZ	41528	41528L	41528	41528L
12	KETTLE LEAD ASSEMBLY	55140	55140L	55140	55140L
13	8-32 X 1/2 SLOTTED H W H (Screw)	49379	49379	49379	49379
14	JUNCTION BOX ASSEMBLY	61084	61084	61084	61084
15	JUNCTION BOX GASKET (between Junction Box and Cover)	40965	40965	40965	40965
16	JUNCTION BOX GASKET (between Kettle and Junction Box)	40963	40963	40963	40963
17	ACORN NUT #8-32	47702	47702	47702	47702
18	KETTLE TERMINAL BLOCK	41129	41129	41129	41129
19	8-32 HEX M/S NUT	74149	74149	74149	74149

## 32 oz. Kettle Bottom Assembly (All Models)

Item	Part Description	Part Number			
		2127HT	2127HTL	2127EX	2127EXL
	RH KETTLE BOTTOM ASSY (Complete Assy. - includes parts listed below.)	62300		62300EX	
	LH KETTLE BOTTOM ASSY (Complete Assy. - includes parts listed below.)		62300L		62300EXL
1	HEAT TRANSFER PLATE 32 OZ.	41534	41534	41534	41534
2	KETTLE GASKET	41597	41597	41597	41597
3	32 OZ KETTLE WELDED ASSY	41533	41533	41533	41533
4	ELEMENT SHIM (2 required)	68787	68787	68787	68787
5	NUT RETAINER (16 required)	50190	50190	50190	50190
6	HEX NUT 1/4-20 (16 required)	41451	41451	41451	41451
7	ELEMENT CLAMP (8 required)	41491	41491	41491	41491
8	TUBULAR ELEMENT, 1000W	41536	41536	41538	41538
9	TUBULAR ELEMENT, 1800W	48650	48650	48650EX	48650EX
10	HEAT ELEMENT, 1050W	48651	48651	48651EX	48651EX
11	KETTLE SHELL ASSY 32 OZ	41528	41528L	41528	41528L
12	KETTLE LEAD ASSEMBLY	55140	55140L	55140	55140L
13	8-32 X 1/2 SLOTTED H W H (Screw)	49379	49379	49379	49379
14	JUNCTION BOX ASSEMBLY	61084	61084	61084	61084
15	JUNCTION BOX GASKET (between Junction Box and Cover)	40965	40965	40965	40965
16	JUNCTION BOX GASKET (between Kettle and Junction Box)	40963	40963	40963	40963
17	ACORN NUT #8-32	47702	47702	47702	47702
18	KETTLE TERMINAL BLOCK	41129	41129	41129	41129
19	8-32 HEX M/S NUT	74149	74149	74149	74149

## 32 oz. Kettle Bottom Assembly (All Models)

Item	Part Description	Part Number			
		2127HT	2127HTL	2127EX	2127EXL
	RH KETTLE BOTTOM ASSY (Complete Assy. - includes parts listed below.)	62300		62300EX	
	LH KETTLE BOTTOM ASSY (Complete Assy. - includes parts listed below.)		62300L		62300EXL
1	HEAT TRANSFER PLATE 32 OZ.	41534	41534	41534	41534
2	KETTLE GASKET	41597	41597	41597	41597
3	32 OZ KETTLE WELDED ASSY	41533	41533	41533	41533
4	ELEMENT SHIM (2 required)	68787	68787	68787	68787
5	NUT RETAINER (16 required)	50190	50190	50190	50190
6	HEX NUT 1/4-20 (16 required)	41451	41451	41451	41451
7	ELEMENT CLAMP (8 required)	41491	41491	41491	41491
8	TUBULAR ELEMENT, 1000W	41536	41536	41538	41538
9	TUBULAR ELEMENT, 1800W	48650	48650	48650EX	48650EX
10	HEAT ELEMENT, 1050W	48651	48651	48651EX	48651EX
11	KETTLE SHELL ASSY 32 OZ	41528	41528L	41528	41528L
12	KETTLE LEAD ASSEMBLY	55140	55140L	55140	55140L
13	8-32 X 1/2 SLOTTED H W H (Screw)	49379	49379	49379	49379
14	JUNCTION BOX ASSEMBLY	61084	61084	61084	61084
15	JUNCTION BOX GASKET (between Junction Box and Cover)	40965	40965	40965	40965
16	JUNCTION BOX GASKET (between Kettle and Junction Box)	40963	40963	40963	40963
17	ACORN NUT #8-32	47702	47702	47702	47702
18	KETTLE TERMINAL BLOCK	41129	41129	41129	41129
19	8-32 HEX M/S NUT	74149	74149	74149	74149

## 32 oz. Kettle Bottom Assembly (All Models)

Item	Part Description	Part Number			
		2127HT	2127HTL	2127EX	2127EXL
	RH KETTLE BOTTOM ASSY (Complete Assy. - includes parts listed below.)	62300		62300EX	
	LH KETTLE BOTTOM ASSY (Complete Assy. - includes parts listed below.)		62300L		62300EXL
1	HEAT TRANSFER PLATE 32 OZ.	41534	41534	41534	41534
2	KETTLE GASKET	41597	41597	41597	41597
3	32 OZ KETTLE WELDED ASSY	41533	41533	41533	41533
4	ELEMENT SHIM (2 required)	68787	68787	68787	68787
5	NUT RETAINER (16 required)	50190	50190	50190	50190
6	HEX NUT 1/4-20 (16 required)	41451	41451	41451	41451
7	ELEMENT CLAMP (8 required)	41491	41491	41491	41491
8	TUBULAR ELEMENT, 1000W	41536	41536	41538	41538
9	TUBULAR ELEMENT, 1800W	48650	48650	48650EX	48650EX
10	HEAT ELEMENT, 1050W	48651	48651	48651EX	48651EX
11	KETTLE SHELL ASSY 32 OZ	41528	41528L	41528	41528L
12	KETTLE LEAD ASSEMBLY	55140	55140L	55140	55140L
13	8-32 X 1/2 SLOTTED H W H (Screw)	49379	49379	49379	49379
14	JUNCTION BOX ASSEMBLY	61084	61084	61084	61084
15	JUNCTION BOX GASKET (between Junction Box and Cover)	40965	40965	40965	40965
16	JUNCTION BOX GASKET (between Kettle and Junction Box)	40963	40963	40963	40963
17	ACORN NUT #8-32	47702	47702	47702	47702
18	KETTLE TERMINAL BLOCK	41129	41129	41129	41129
19	8-32 HEX M/S NUT	74149	74149	74149	74149

## 32 oz. Kettle Bottom Assembly (All Models)

Item	Part Description	Part Number			
		2127HT	2127HTL	2127EX	2127EXL
	RH KETTLE BOTTOM ASSY (Complete Assy. – includes parts listed below.)	62300		62300EX	
	LH KETTLE BOTTOM ASSY (Complete Assy. – includes parts listed below.)		62300L		62300EXL
1	HEAT TRANSFER PLATE 32 OZ.	41534	41534	41534	41534
2	KETTLE GASKET	41597	41597	41597	41597
3	32 OZ KETTLE WELDED ASSY	41533	41533	41533	41533
4	ELEMENT SHIM (2 required)	68787	68787	68787	68787
5	NUT RETAINER (16 required)	50190	50190	50190	50190
6	HEX NUT 1/4-20 (16 required)	41451	41451	41451	41451
7	ELEMENT CLAMP (8 required)	41491	41491	41491	41491
8	TUBULAR ELEMENT, 1000W	41536	41536	41538	41538
9	TUBULAR ELEMENT, 1800W	48650	48650	48650EX	48650EX
10	HEAT ELEMENT, 1050W	48651	48651	48651EX	48651EX
11	KETTLE SHELL ASSY 32 OZ	41528	41528L	41528	41528L
12	KETTLE LEAD ASSEMBLY	55140	55140L	55140	55140L
13	8-32 X 1/2 SLOTTED H W H (Screw)	49379	49379	49379	49379
14	JUNCTION BOX ASSEMBLY	61084	61084	61084	61084
15	JUNCTION BOX GASKET (between Junction Box and Cover)	40965	40965	40965	40965
16	JUNCTION BOX GASKET (between Kettle and Junction Box)	40963	40963	40963	40963
17	ACORN NUT #8-32	47702	47702	47702	47702
18	KETTLE TERMINAL BLOCK	41129	41129	41129	41129
19	8-32 HEX M/S NUT	74149	74149	74149	74149

## 32 oz. Kettle Bottom Assembly (All Models)

Item	Part Description	Part Number			
		2127HT	2127HTL	2127EX	2127EXL
	RH KETTLE BOTTOM ASSY (Complete Assy. - includes parts listed below.)	62300		62300EX	
	LH KETTLE BOTTOM ASSY (Complete Assy. - includes parts listed below.)		62300L		62300EXL
1	HEAT TRANSFER PLATE 32 OZ.	41534	41534	41534	41534
2	KETTLE GASKET	41597	41597	41597	41597
3	32 OZ KETTLE WELDED ASSY	41533	41533	41533	41533
4	ELEMENT SHIM (2 required)	68787	68787	68787	68787
5	NUT RETAINER (16 required)	50190	50190	50190	50190
6	HEX NUT 1/4-20 (16 required)	41451	41451	41451	41451
7	ELEMENT CLAMP (8 required)	41491	41491	41491	41491
8	TUBULAR ELEMENT, 1000W	41536	41536	41538	41538
9	TUBULAR ELEMENT, 1800W	48650	48650	48650EX	48650EX
10	HEAT ELEMENT, 1050W	48651	48651	48651EX	48651EX
11	KETTLE SHELL ASSY 32 OZ	41528	41528L	41528	41528L
12	KETTLE LEAD ASSEMBLY	55140	55140L	55140	55140L
13	8-32 X 1/2 SLOTTED H W H (Screw)	49379	49379	49379	49379
14	JUNCTION BOX ASSEMBLY	61084	61084	61084	61084
15	JUNCTION BOX GASKET (between Junction Box and Cover)	40965	40965	40965	40965
16	JUNCTION BOX GASKET (between Kettle and Junction Box)	40963	40963	40963	40963
17	ACORN NUT #8-32	47702	47702	47702	47702
18	KETTLE TERMINAL BLOCK	41129	41129	41129	41129
19	8-32 HEX M/S NUT	74149	74149	74149	74149

## 32 oz. Kettle Bottom Assembly (All Models)

Item	Part Description	Part Number			
		2127HT	2127HTL	2127EX	2127EXL
	RH KETTLE BOTTOM ASSY (Complete Assy. - includes parts listed below.)	62300		62300EX	
	LH KETTLE BOTTOM ASSY (Complete Assy. - includes parts listed below.)		62300L		62300EXL
1	HEAT TRANSFER PLATE 32 OZ.	41534	41534	41534	41534
2	KETTLE GASKET	41597	41597	41597	41597
3	32 OZ KETTLE WELDED ASSY	41533	41533	41533	41533
4	ELEMENT SHIM (2 required)	68787	68787	68787	68787
5	NUT RETAINER (16 required)	50190	50190	50190	50190
6	HEX NUT 1/4-20 (16 required)	41451	41451	41451	41451
7	ELEMENT CLAMP (8 required)	41491	41491	41491	41491
8	TUBULAR ELEMENT, 1000W	41536	41536	41538	41538
9	TUBULAR ELEMENT, 1800W	48650	48650	48650EX	48650EX
10	HEAT ELEMENT, 1050W	48651	48651	48651EX	48651EX
11	KETTLE SHELL ASSY 32 OZ	41528	41528L	41528	41528L
12	KETTLE LEAD ASSEMBLY	55140	55140L	55140	55140L
13	8-32 X 1/2 SLOTTED H W H (Screw)	49379	49379	49379	49379
14	JUNCTION BOX ASSEMBLY	61084	61084	61084	61084
15	JUNCTION BOX GASKET (between Junction Box and Cover)	40965	40965	40965	40965
16	JUNCTION BOX GASKET (between Kettle and Junction Box)	40963	40963	40963	40963
17	ACORN NUT #8-32	47702	47702	47702	47702
18	KETTLE TERMINAL BLOCK	41129	41129	41129	41129
19	8-32 HEX M/S NUT	74149	74149	74149	74149

## 32 oz. Kettle Bottom Assembly (All Models)

Item	Part Description	Part Number			
		2127HT	2127HTL	2127EX	2127EXL
	RH KETTLE BOTTOM ASSY (Complete Assy. - includes parts listed below.)	62300		62300EX	
	LH KETTLE BOTTOM ASSY (Complete Assy. - includes parts listed below.)		62300L		62300EXL
1	HEAT TRANSFER PLATE 32 OZ.	41534	41534	41534	41534
2	KETTLE GASKET	41597	41597	41597	41597
3	32 OZ KETTLE WELDED ASSY	41533	41533	41533	41533
4	ELEMENT SHIM (2 required)	68787	68787	68787	68787
5	NUT RETAINER (16 required)	50190	50190	50190	50190
6	HEX NUT 1/4-20 (16 required)	41451	41451	41451	41451
7	ELEMENT CLAMP (8 required)	41491	41491	41491	41491
8	TUBULAR ELEMENT, 1000W	41536	41536	41538	41538
9	TUBULAR ELEMENT, 1800W	48650	48650	48650EX	48650EX
10	HEAT ELEMENT, 1050W	48651	48651	48651EX	48651EX
11	KETTLE SHELL ASSY 32 OZ	41528	41528L	41528	41528L
12	KETTLE LEAD ASSEMBLY	55140	55140L	55140	55140L
13	8-32 X 1/2 SLOTTED H W H (Screw)	49379	49379	49379	49379
14	JUNCTION BOX ASSEMBLY	61084	61084	61084	61084
15	JUNCTION BOX GASKET (between Junction Box and Cover)	40965	40965	40965	40965
16	JUNCTION BOX GASKET (between Kettle and Junction Box)	40963	40963	40963	40963
17	ACORN NUT #8-32	47702	47702	47702	47702
18	KETTLE TERMINAL BLOCK	41129	41129	41129	41129
19	8-32 HEX M/S NUT	74149	74149	74149	74149

## 32 oz. Kettle Bottom Assembly (All Models)

Item	Part Description	Part Number			
		2127HT	2127HTL	2127EX	2127EXL
	RH KETTLE BOTTOM ASSY (Complete Assy. - includes parts listed below.)	62300		62300EX	
	LH KETTLE BOTTOM ASSY (Complete Assy. - includes parts listed below.)		62300L		62300EXL
1	HEAT TRANSFER PLATE 32 OZ.	41534	41534	41534	41534
2	KETTLE GASKET	41597	41597	41597	41597
3	32 OZ KETTLE WELDED ASSY	41533	41533	41533	41533
4	ELEMENT SHIM (2 required)	68787	68787	68787	68787
5	NUT RETAINER (16 required)	50190	50190	50190	50190
6	HEX NUT 1/4-20 (16 required)	41451	41451	41451	41451
7	ELEMENT CLAMP (8 required)	41491	41491	41491	41491
8	TUBULAR ELEMENT, 1000W	41536	41536	41538	41538
9	TUBULAR ELEMENT, 1800W	48650	48650	48650EX	48650EX
10	HEAT ELEMENT, 1050W	48651	48651	48651EX	48651EX
11	KETTLE SHELL ASSY 32 OZ	41528	41528L	41528	41528L
12	KETTLE LEAD ASSEMBLY	55140	55140L	55140	55140L
13	8-32 X 1/2 SLOTTED H W H (Screw)	49379	49379	49379	49379
14	JUNCTION BOX ASSEMBLY	61084	61084	61084	61084
15	JUNCTION BOX GASKET (between Junction Box and Cover)	40965	40965	40965	40965
16	JUNCTION BOX GASKET (between Kettle and Junction Box)	40963	40963	40963	40963
17	ACORN NUT #8-32	47702	47702	47702	47702
18	KETTLE TERMINAL BLOCK	41129	41129	41129	41129
19	8-32 HEX M/S NUT	74149	74149	74149	74149

## 32 oz. Kettle Bottom Assembly (All Models)

Item	Part Description	Part Number			
		2127HT	2127HTL	2127EX	2127EXL
	RH KETTLE BOTTOM ASSY (Complete Assy. - includes parts listed below.)	62300		62300EX	
	LH KETTLE BOTTOM ASSY (Complete Assy. - includes parts listed below.)		62300L		62300EXL
1	HEAT TRANSFER PLATE 32 OZ.	41534	41534	41534	41534
2	KETTLE GASKET	41597	41597	41597	41597
3	32 OZ KETTLE WELDED ASSY	41533	41533	41533	41533
4	ELEMENT SHIM (2 required)	68787	68787	68787	68787
5	NUT RETAINER (16 required)	50190	50190	50190	50190
6	HEX NUT 1/4-20 (16 required)	41451	41451	41451	41451
7	ELEMENT CLAMP (8 required)	41491	41491	41491	41491
8	TUBULAR ELEMENT, 1000W	41536	41536	41538	41538
9	TUBULAR ELEMENT, 1800W	48650	48650	48650EX	48650EX
10	HEAT ELEMENT, 1050W	48651	48651	48651EX	48651EX
11	KETTLE SHELL ASSY 32 OZ	41528	41528L	41528	41528L
12	KETTLE LEAD ASSEMBLY	55140	55140L	55140	55140L
13	8-32 X 1/2 SLOTTED H W H (Screw)	49379	49379	49379	49379
14	JUNCTION BOX ASSEMBLY	61084	61084	61084	61084
15	JUNCTION BOX GASKET (between Junction Box and Cover)	40965	40965	40965	40965
16	JUNCTION BOX GASKET (between Kettle and Junction Box)	40963	40963	40963	40963
17	ACORN NUT #8-32	47702	47702	47702	47702
18	KETTLE TERMINAL BLOCK	41129	41129	41129	41129
19	8-32 HEX M/S NUT	74149	74149	74149	74149

## 32 oz. Kettle Bottom Assembly (All Models)

Item	Part Description	Part Number			
		2127HT	2127HTL	2127EX	2127EXL
	RH KETTLE BOTTOM ASSY (Complete Assy. - includes parts listed below.)	62300		62300EX	
	LH KETTLE BOTTOM ASSY (Complete Assy. - includes parts listed below.)		62300L		62300EXL
1	HEAT TRANSFER PLATE 32 OZ.	41534	41534	41534	41534
2	KETTLE GASKET	41597	41597	41597	41597
3	32 OZ KETTLE WELDED ASSY	41533	41533	41533	41533
4	ELEMENT SHIM (2 required)	68787	68787	68787	68787
5	NUT RETAINER (16 required)	50190	50190	50190	50190
6	HEX NUT 1/4-20 (16 required)	41451	41451	41451	41451
7	ELEMENT CLAMP (8 required)	41491	41491	41491	41491
8	TUBULAR ELEMENT, 1000W	41536	41536	41538	41538
9	TUBULAR ELEMENT, 1800W	48650	48650	48650EX	48650EX
10	HEAT ELEMENT, 1050W	48651	48651	48651EX	48651EX
11	KETTLE SHELL ASSY 32 OZ	41528	41528L	41528	41528L
12	KETTLE LEAD ASSEMBLY	55140	55140L	55140	55140L
13	8-32 X 1/2 SLOTTED H W H (Screw)	49379	49379	49379	49379
14	JUNCTION BOX ASSEMBLY	61084	61084	61084	61084
15	JUNCTION BOX GASKET (between Junction Box and Cover)	40965	40965	40965	40965
16	JUNCTION BOX GASKET (between Kettle and Junction Box)	40963	40963	40963	40963
17	ACORN NUT #8-32	47702	47702	47702	47702
18	KETTLE TERMINAL BLOCK	41129	41129	41129	41129
19	8-32 HEX M/S NUT	74149	74149	74149	74149

## 32 oz. Kettle Bottom Assembly (All Models)

Item	Part Description	Part Number			
		2127HT	2127HTL	2127EX	2127EXL
	RH KETTLE BOTTOM ASSY (Complete Assy. - includes parts listed below.)	62300		62300EX	
	LH KETTLE BOTTOM ASSY (Complete Assy. - includes parts listed below.)		62300L		62300EXL
1	HEAT TRANSFER PLATE 32 OZ.	41534	41534	41534	41534
2	KETTLE GASKET	41597	41597	41597	41597
3	32 OZ KETTLE WELDED ASSY	41533	41533	41533	41533
4	ELEMENT SHIM (2 required)	68787	68787	68787	68787
5	NUT RETAINER (16 required)	50190	50190	50190	50190
6	HEX NUT 1/4-20 (16 required)	41451	41451	41451	41451
7	ELEMENT CLAMP (8 required)	41491	41491	41491	41491
8	TUBULAR ELEMENT, 1000W	41536	41536	41538	41538
9	TUBULAR ELEMENT, 1800W	48650	48650	48650EX	48650EX
10	HEAT ELEMENT, 1050W	48651	48651	48651EX	48651EX
11	KETTLE SHELL ASSY 32 OZ	41528	41528L	41528	41528L
12	KETTLE LEAD ASSEMBLY	55140	55140L	55140	55140L
13	8-32 X 1/2 SLOTTED H W H (Screw)	49379	49379	49379	49379
14	JUNCTION BOX ASSEMBLY	61084	61084	61084	61084
15	JUNCTION BOX GASKET (between Junction Box and Cover)	40965	40965	40965	40965
16	JUNCTION BOX GASKET (between Kettle and Junction Box)	40963	40963	40963	40963
17	ACORN NUT #8-32	47702	47702	47702	47702
18	KETTLE TERMINAL BLOCK	41129	41129	41129	41129
19	8-32 HEX M/S NUT	74149	74149	74149	74149

## 32 oz. Kettle Bottom Assembly (All Models)

Item	Part Description	Part Number			
		2127HT	2127HTL	2127EX	2127EXL
	RH KETTLE BOTTOM ASSY (Complete Assy. - includes parts listed below.)	62300		62300EX	
	LH KETTLE BOTTOM ASSY (Complete Assy. - includes parts listed below.)		62300L		62300EXL
1	HEAT TRANSFER PLATE 32 OZ.	41534	41534	41534	41534
2	KETTLE GASKET	41597	41597	41597	41597
3	32 OZ KETTLE WELDED ASSY	41533	41533	41533	41533
4	ELEMENT SHIM (2 required)	68787	68787	68787	68787
5	NUT RETAINER (16 required)	50190	50190	50190	50190
6	HEX NUT 1/4-20 (16 required)	41451	41451	41451	41451
7	ELEMENT CLAMP (8 required)	41491	41491	41491	41491
8	TUBULAR ELEMENT, 1000W	41536	41536	41538	41538
9	TUBULAR ELEMENT, 1800W	48650	48650	48650EX	48650EX
10	HEAT ELEMENT, 1050W	48651	48651	48651EX	48651EX
11	KETTLE SHELL ASSY 32 OZ	41528	41528L	41528	41528L
12	KETTLE LEAD ASSEMBLY	55140	55140L	55140	55140L
13	8-32 X 1/2 SLOTTED H W H (Screw)	49379	49379	49379	49379
14	JUNCTION BOX ASSEMBLY	61084	61084	61084	61084
15	JUNCTION BOX GASKET (between Junction Box and Cover)	40965	40965	40965	40965
16	JUNCTION BOX GASKET (between Kettle and Junction Box)	40963	40963	40963	40963
17	ACORN NUT #8-32	47702	47702	47702	47702
18	KETTLE TERMINAL BLOCK	41129	41129	41129	41129
19	8-32 HEX M/S NUT	74149	74149	74149	74149

## 32 oz. Kettle Bottom Assembly (All Models)

Item	Part Description	Part Number			
		2127HT	2127HTL	2127EX	2127EXL
	RH KETTLE BOTTOM ASSY (Complete Assy. - includes parts listed below.)	62300		62300EX	
	LH KETTLE BOTTOM ASSY (Complete Assy. - includes parts listed below.)		62300L		62300EXL
1	HEAT TRANSFER PLATE 32 OZ.	41534	41534	41534	41534
2	KETTLE GASKET	41597	41597	41597	41597
3	32 OZ KETTLE WELDED ASSY	41533	41533	41533	41533
4	ELEMENT SHIM (2 required)	68787	68787	68787	68787
5	NUT RETAINER (16 required)	50190	50190	50190	50190
6	HEX NUT 1/4-20 (16 required)	41451	41451	41451	41451
7	ELEMENT CLAMP (8 required)	41491	41491	41491	41491
8	TUBULAR ELEMENT, 1000W	41536	41536	41538	41538
9	TUBULAR ELEMENT, 1800W	48650	48650	48650EX	48650EX
10	HEAT ELEMENT, 1050W	48651	48651	48651EX	48651EX
11	KETTLE SHELL ASSY 32 OZ	41528	41528L	41528	41528L
12	KETTLE LEAD ASSEMBLY	55140	55140L	55140	55140L
13	8-32 X 1/2 SLOTTED H W H (Screw)	49379	49379	49379	49379
14	JUNCTION BOX ASSEMBLY	61084	61084	61084	61084
15	JUNCTION BOX GASKET (between Junction Box and Cover)	40965	40965	40965	40965
16	JUNCTION BOX GASKET (between Kettle and Junction Box)	40963	40963	40963	40963
17	ACORN NUT #8-32	47702	47702	47702	47702
18	KETTLE TERMINAL BLOCK	41129	41129	41129	41129
19	8-32 HEX M/S NUT	74149	74149	74149	74149

## 32 oz. Kettle Bottom Assembly (All Models)

Item	Part Description	Part Number			
		2127HT	2127HTL	2127EX	2127EXL
	RH KETTLE BOTTOM ASSY (Complete Assy. - includes parts listed below.)	62300		62300EX	
	LH KETTLE BOTTOM ASSY (Complete Assy. - includes parts listed below.)		62300L		62300EXL
1	HEAT TRANSFER PLATE 32 OZ.	41534	41534	41534	41534
2	KETTLE GASKET	41597	41597	41597	41597
3	32 OZ KETTLE WELDED ASSY	41533	41533	41533	41533
4	ELEMENT SHIM (2 required)	68787	68787	68787	68787
5	NUT RETAINER (16 required)	50190	50190	50190	50190
6	HEX NUT 1/4-20 (16 required)	41451	41451	41451	41451
7	ELEMENT CLAMP (8 required)	41491	41491	41491	41491
8	TUBULAR ELEMENT, 1000W	41536	41536	41538	41538
9	TUBULAR ELEMENT, 1800W	48650	48650	48650EX	48650EX
10	HEAT ELEMENT, 1050W	48651	48651	48651EX	48651EX
11	KETTLE SHELL ASSY 32 OZ	41528	41528L	41528	41528L
12	KETTLE LEAD ASSEMBLY	55140	55140L	55140	55140L
13	8-32 X 1/2 SLOTTED H W H (Screw)	49379	49379	49379	49379
14	JUNCTION BOX ASSEMBLY	61084	61084	61084	61084
15	JUNCTION BOX GASKET (between Junction Box and Cover)	40965	40965	40965	40965
16	JUNCTION BOX GASKET (between Kettle and Junction Box)	40963	40963	40963	40963
17	ACORN NUT #8-32	47702	47702	47702	47702
18	KETTLE TERMINAL BLOCK	41129	41129	41129	41129
19	8-32 HEX M/S NUT	74149	74149	74149	74149

## 32 oz. Kettle Bottom Assembly (All Models)

Item	Part Description	Part Number			
		2127HT	2127HTL	2127EX	2127EXL
	RH KETTLE BOTTOM ASSY (Complete Assy. - includes parts listed below.)	62300		62300EX	
	LH KETTLE BOTTOM ASSY (Complete Assy. - includes parts listed below.)		62300L		62300EXL
1	HEAT TRANSFER PLATE 32 OZ.	41534	41534	41534	41534
2	KETTLE GASKET	41597	41597	41597	41597
3	32 OZ KETTLE WELDED ASSY	41533	41533	41533	41533
4	ELEMENT SHIM (2 required)	68787	68787	68787	68787
5	NUT RETAINER (16 required)	50190	50190	50190	50190
6	HEX NUT 1/4-20 (16 required)	41451	41451	41451	41451
7	ELEMENT CLAMP (8 required)	41491	41491	41491	41491
8	TUBULAR ELEMENT, 1000W	41536	41536	41538	41538
9	TUBULAR ELEMENT, 1800W	48650	48650	48650EX	48650EX
10	HEAT ELEMENT, 1050W	48651	48651	48651EX	48651EX
11	KETTLE SHELL ASSY 32 OZ	41528	41528L	41528	41528L
12	KETTLE LEAD ASSEMBLY	55140	55140L	55140	55140L
13	8-32 X 1/2 SLOTTED H W H (Screw)	49379	49379	49379	49379
14	JUNCTION BOX ASSEMBLY	61084	61084	61084	61084
15	JUNCTION BOX GASKET (between Junction Box and Cover)	40965	40965	40965	40965
16	JUNCTION BOX GASKET (between Kettle and Junction Box)	40963	40963	40963	40963
17	ACORN NUT #8-32	47702	47702	47702	47702
18	KETTLE TERMINAL BLOCK	41129	41129	41129	41129
19	8-32 HEX M/S NUT	74149	74149	74149	74149

## 32 oz. Kettle Bottom Assembly (All Models)

Item	Part Description	Part Number			
		2127HT	2127HTL	2127EX	2127EXL
	RH KETTLE BOTTOM ASSY (Complete Assy. - includes parts listed below.)	62300		62300EX	
	LH KETTLE BOTTOM ASSY (Complete Assy. - includes parts listed below.)		62300L		62300EXL
1	HEAT TRANSFER PLATE 32 OZ.	41534	41534	41534	41534
2	KETTLE GASKET	41597	41597	41597	41597
3	32 OZ KETTLE WELDED ASSY	41533	41533	41533	41533
4	ELEMENT SHIM (2 required)	68787	68787	68787	68787
5	NUT RETAINER (16 required)	50190	50190	50190	50190
6	HEX NUT 1/4-20 (16 required)	41451	41451	41451	41451
7	ELEMENT CLAMP (8 required)	41491	41491	41491	41491
8	TUBULAR ELEMENT, 1000W	41536	41536	41538	41538
9	TUBULAR ELEMENT, 1800W	48650	48650	48650EX	48650EX
10	HEAT ELEMENT, 1050W	48651	48651	48651EX	48651EX
11	KETTLE SHELL ASSY 32 OZ	41528	41528L	41528	41528L
12	KETTLE LEAD ASSEMBLY	55140	55140L	55140	55140L
13	8-32 X 1/2 SLOTTED H W H (Screw)	49379	49379	49379	49379
14	JUNCTION BOX ASSEMBLY	61084	61084	61084	61084
15	JUNCTION BOX GASKET (between Junction Box and Cover)	40965	40965	40965	40965
16	JUNCTION BOX GASKET (between Kettle and Junction Box)	40963	40963	40963	40963
17	ACORN NUT #8-32	47702	47702	47702	47702
18	KETTLE TERMINAL BLOCK	41129	41129	41129	41129
19	8-32 HEX M/S NUT	74149	74149	74149	74149

## 32 oz. Kettle Bottom Assembly (All Models)

Item	Part Description	Part Number			
		2127HT	2127HTL	2127EX	2127EXL
	RH KETTLE BOTTOM ASSY (Complete Assy. - includes parts listed below.)	62300		62300EX	
	LH KETTLE BOTTOM ASSY (Complete Assy. - includes parts listed below.)		62300L		62300EXL
1	HEAT TRANSFER PLATE 32 OZ.	41534	41534	41534	41534
2	KETTLE GASKET	41597	41597	41597	41597
3	32 OZ KETTLE WELDED ASSY	41533	41533	41533	41533
4	ELEMENT SHIM (2 required)	68787	68787	68787	68787
5	NUT RETAINER (16 required)	50190	50190	50190	50190
6	HEX NUT 1/4-20 (16 required)	41451	41451	41451	41451
7	ELEMENT CLAMP (8 required)	41491	41491	41491	41491
8	TUBULAR ELEMENT, 1000W	41536	41536	41538	41538
9	TUBULAR ELEMENT, 1800W	48650	48650	48650EX	48650EX
10	HEAT ELEMENT, 1050W	48651	48651	48651EX	48651EX
11	KETTLE SHELL ASSY 32 OZ	41528	41528L	41528	41528L
12	KETTLE LEAD ASSEMBLY	55140	55140L	55140	55140L
13	8-32 X 1/2 SLOTTED H W H (Screw)	49379	49379	49379	49379
14	JUNCTION BOX ASSEMBLY	61084	61084	61084	61084
15	JUNCTION BOX GASKET (between Junction Box and Cover)	40965	40965	40965	40965
16	JUNCTION BOX GASKET (between Kettle and Junction Box)	40963	40963	40963	40963
17	ACORN NUT #8-32	47702	47702	47702	47702
18	KETTLE TERMINAL BLOCK	41129	41129	41129	41129
19	8-32 HEX M/S NUT	74149	74149	74149	74149

## 32 oz. Kettle Bottom Assembly (All Models)

Item	Part Description	Part Number			
		2127HT	2127HTL	2127EX	2127EXL
	RH KETTLE BOTTOM ASSY (Complete Assy. - includes parts listed below.)	62300		62300EX	
	LH KETTLE BOTTOM ASSY (Complete Assy. - includes parts listed below.)		62300L		62300EXL
1	HEAT TRANSFER PLATE 32 OZ.	41534	41534	41534	41534
2	KETTLE GASKET	41597	41597	41597	41597
3	32 OZ KETTLE WELDED ASSY	41533	41533	41533	41533
4	ELEMENT SHIM (2 required)	68787	68787	68787	68787
5	NUT RETAINER (16 required)	50190	50190	50190	50190
6	HEX NUT 1/4-20 (16 required)	41451	41451	41451	41451
7	ELEMENT CLAMP (8 required)	41491	41491	41491	41491
8	TUBULAR ELEMENT, 1000W	41536	41536	41538	41538
9	TUBULAR ELEMENT, 1800W	48650	48650	48650EX	48650EX
10	HEAT ELEMENT, 1050W	48651	48651	48651EX	48651EX
11	KETTLE SHELL ASSY 32 OZ	41528	41528L	41528	41528L
12	KETTLE LEAD ASSEMBLY	55140	55140L	55140	55140L
13	8-32 X 1/2 SLOTTED H W H (Screw)	49379	49379	49379	49379
14	JUNCTION BOX ASSEMBLY	61084	61084	61084	61084
15	JUNCTION BOX GASKET (between Junction Box and Cover)	40965	40965	40965	40965
16	JUNCTION BOX GASKET (between Kettle and Junction Box)	40963	40963	40963	40963
17	ACORN NUT #8-32	47702	47702	47702	47702
18	KETTLE TERMINAL BLOCK	41129	41129	41129	41129
19	8-32 HEX M/S NUT	74149	74149	74149	74149

## 32 oz. Kettle Bottom Assembly (All Models)

Item	Part Description	Part Number			
		2127HT	2127HTL	2127EX	2127EXL
	RH KETTLE BOTTOM ASSY (Complete Assy. - includes parts listed below.)	62300		62300EX	
	LH KETTLE BOTTOM ASSY (Complete Assy. - includes parts listed below.)		62300L		62300EXL
1	HEAT TRANSFER PLATE 32 OZ.	41534	41534	41534	41534
2	KETTLE GASKET	41597	41597	41597	41597
3	32 OZ KETTLE WELDED ASSY	41533	41533	41533	41533
4	ELEMENT SHIM (2 required)	68787	68787	68787	68787
5	NUT RETAINER (16 required)	50190	50190	50190	50190
6	HEX NUT 1/4-20 (16 required)	41451	41451	41451	41451
7	ELEMENT CLAMP (8 required)	41491	41491	41491	41491
8	TUBULAR ELEMENT, 1000W	41536	41536	41538	41538
9	TUBULAR ELEMENT, 1800W	48650	48650	48650EX	48650EX
10	HEAT ELEMENT, 1050W	48651	48651	48651EX	48651EX
11	KETTLE SHELL ASSY 32 OZ	41528	41528L	41528	41528L
12	KETTLE LEAD ASSEMBLY	55140	55140L	55140	55140L
13	8-32 X 1/2 SLOTTED H W H (Screw)	49379	49379	49379	49379
14	JUNCTION BOX ASSEMBLY	61084	61084	61084	61084
15	JUNCTION BOX GASKET (between Junction Box and Cover)	40965	40965	40965	40965
16	JUNCTION BOX GASKET (between Kettle and Junction Box)	40963	40963	40963	40963
17	ACORN NUT #8-32	47702	47702	47702	47702
18	KETTLE TERMINAL BLOCK	41129	41129	41129	41129
19	8-32 HEX M/S NUT	74149	74149	74149	74149

## 32 oz. Kettle Bottom Assembly (All Models)

Item	Part Description	Part Number			
		2127HT	2127HTL	2127EX	2127EXL
	RH KETTLE BOTTOM ASSY (Complete Assy. - includes parts listed below.)	62300		62300EX	
	LH KETTLE BOTTOM ASSY (Complete Assy. - includes parts listed below.)		62300L		62300EXL
1	HEAT TRANSFER PLATE 32 OZ.	41534	41534	41534	41534
2	KETTLE GASKET	41597	41597	41597	41597
3	32 OZ KETTLE WELDED ASSY	41533	41533	41533	41533
4	ELEMENT SHIM (2 required)	68787	68787	68787	68787
5	NUT RETAINER (16 required)	50190	50190	50190	50190
6	HEX NUT 1/4-20 (16 required)	41451	41451	41451	41451
7	ELEMENT CLAMP (8 required)	41491	41491	41491	41491
8	TUBULAR ELEMENT, 1000W	41536	41536	41538	41538
9	TUBULAR ELEMENT, 1800W	48650	48650	48650EX	48650EX
10	HEAT ELEMENT, 1050W	48651	48651	48651EX	48651EX
11	KETTLE SHELL ASSY 32 OZ	41528	41528L	41528	41528L
12	KETTLE LEAD ASSEMBLY	55140	55140L	55140	55140L
13	8-32 X 1/2 SLOTTED H W H (Screw)	49379	49379	49379	49379
14	JUNCTION BOX ASSEMBLY	61084	61084	61084	61084
15	JUNCTION BOX GASKET (between Junction Box and Cover)	40965	40965	40965	40965
16	JUNCTION BOX GASKET (between Kettle and Junction Box)	40963	40963	40963	40963
17	ACORN NUT #8-32	47702	47702	47702	47702
18	KETTLE TERMINAL BLOCK	41129	41129	41129	41129
19	8-32 HEX M/S NUT	74149	74149	74149	74149

## 32 oz. Kettle Bottom Assembly (All Models)

Item	Part Description	Part Number			
		2127HT	2127HTL	2127EX	2127EXL
	RH KETTLE BOTTOM ASSY (Complete Assy. – includes parts listed below.)	62300		62300EX	
	LH KETTLE BOTTOM ASSY (Complete Assy. – includes parts listed below.)		62300L		62300EXL
1	HEAT TRANSFER PLATE 32 OZ.	41534	41534	41534	41534
2	KETTLE GASKET	41597	41597	41597	41597
3	32 OZ KETTLE WELDED ASSY	41533	41533	41533	41533
4	ELEMENT SHIM (2 required)	68787	68787	68787	68787
5	NUT RETAINER (16 required)	50190	50190	50190	50190
6	HEX NUT 1/4-20 (16 required)	41451	41451	41451	41451
7	ELEMENT CLAMP (8 required)	41491	41491	41491	41491
8	TUBULAR ELEMENT, 1000W	41536	41536	41538	41538
9	TUBULAR ELEMENT, 1800W	48650	48650	48650EX	48650EX
10	HEAT ELEMENT, 1050W	48651	48651	48651EX	48651EX
11	KETTLE SHELL ASSY 32 OZ	41528	41528L	41528	41528L
12	KETTLE LEAD ASSEMBLY	55140	55140L	55140	55140L
13	8-32 X 1/2 SLOTTED H W H (Screw)	49379	49379	49379	49379
14	JUNCTION BOX ASSEMBLY	61084	61084	61084	61084
15	JUNCTION BOX GASKET (between Junction Box and Cover)	40965	40965	40965	40965
16	JUNCTION BOX GASKET (between Kettle and Junction Box)	40963	40963	40963	40963
17	ACORN NUT #8-32	47702	47702	47702	47702
18	KETTLE TERMINAL BLOCK	41129	41129	41129	41129
19	8-32 HEX M/S NUT	74149	74149	74149	74149

## 32 oz. Kettle Bottom Assembly (All Models)

Item	Part Description	Part Number			
		2127HT	2127HTL	2127EX	2127EXL
	RH KETTLE BOTTOM ASSY (Complete Assy. - includes parts listed below.)	62300		62300EX	
	LH KETTLE BOTTOM ASSY (Complete Assy. - includes parts listed below.)		62300L		62300EXL
1	HEAT TRANSFER PLATE 32 OZ.	41534	41534	41534	41534
2	KETTLE GASKET	41597	41597	41597	41597
3	32 OZ KETTLE WELDED ASSY	41533	41533	41533	41533
4	ELEMENT SHIM (2 required)	68787	68787	68787	68787
5	NUT RETAINER (16 required)	50190	50190	50190	50190
6	HEX NUT 1/4-20 (16 required)	41451	41451	41451	41451
7	ELEMENT CLAMP (8 required)	41491	41491	41491	41491
8	TUBULAR ELEMENT, 1000W	41536	41536	41538	41538
9	TUBULAR ELEMENT, 1800W	48650	48650	48650EX	48650EX
10	HEAT ELEMENT, 1050W	48651	48651	48651EX	48651EX
11	KETTLE SHELL ASSY 32 OZ	41528	41528L	41528	41528L
12	KETTLE LEAD ASSEMBLY	55140	55140L	55140	55140L
13	8-32 X 1/2 SLOTTED H W H (Screw)	49379	49379	49379	49379
14	JUNCTION BOX ASSEMBLY	61084	61084	61084	61084
15	JUNCTION BOX GASKET (between Junction Box and Cover)	40965	40965	40965	40965
16	JUNCTION BOX GASKET (between Kettle and Junction Box)	40963	40963	40963	40963
17	ACORN NUT #8-32	47702	47702	47702	47702
18	KETTLE TERMINAL BLOCK	41129	41129	41129	41129
19	8-32 HEX M/S NUT	74149	74149	74149	74149

## 32 oz. Kettle Bottom Assembly (All Models)

Item	Part Description	Part Number			
		2127HT	2127HTL	2127EX	2127EXL
	RH KETTLE BOTTOM ASSY (Complete Assy. - includes parts listed below.)	62300		62300EX	
	LH KETTLE BOTTOM ASSY (Complete Assy. - includes parts listed below.)		62300L		62300EXL
1	HEAT TRANSFER PLATE 32 OZ.	41534	41534	41534	41534
2	KETTLE GASKET	41597	41597	41597	41597
3	32 OZ KETTLE WELDED ASSY	41533	41533	41533	41533
4	ELEMENT SHIM (2 required)	68787	68787	68787	68787
5	NUT RETAINER (16 required)	50190	50190	50190	50190
6	HEX NUT 1/4-20 (16 required)	41451	41451	41451	41451
7	ELEMENT CLAMP (8 required)	41491	41491	41491	41491
8	TUBULAR ELEMENT, 1000W	41536	41536	41538	41538
9	TUBULAR ELEMENT, 1800W	48650	48650	48650EX	48650EX
10	HEAT ELEMENT, 1050W	48651	48651	48651EX	48651EX
11	KETTLE SHELL ASSY 32 OZ	41528	41528L	41528	41528L
12	KETTLE LEAD ASSEMBLY	55140	55140L	55140	55140L
13	8-32 X 1/2 SLOTTED H W H (Screw)	49379	49379	49379	49379
14	JUNCTION BOX ASSEMBLY	61084	61084	61084	61084
15	JUNCTION BOX GASKET (between Junction Box and Cover)	40965	40965	40965	40965
16	JUNCTION BOX GASKET (between Kettle and Junction Box)	40963	40963	40963	40963
17	ACORN NUT #8-32	47702	47702	47702	47702
18	KETTLE TERMINAL BLOCK	41129	41129	41129	41129
19	8-32 HEX M/S NUT	74149	74149	74149	74149

## 32 oz. Kettle Bottom Assembly (All Models)

Item	Part Description	Part Number			
		2127HT	2127HTL	2127EX	2127EXL
	RH KETTLE BOTTOM ASSY (Complete Assy. - includes parts listed below.)	62300		62300EX	
	LH KETTLE BOTTOM ASSY (Complete Assy. - includes parts listed below.)		62300L		62300EXL
1	HEAT TRANSFER PLATE 32 OZ.	41534	41534	41534	41534
2	KETTLE GASKET	41597	41597	41597	41597
3	32 OZ KETTLE WELDED ASSY	41533	41533	41533	41533
4	ELEMENT SHIM (2 required)	68787	68787	68787	68787
5	NUT RETAINER (16 required)	50190	50190	50190	50190
6	HEX NUT 1/4-20 (16 required)	41451	41451	41451	41451
7	ELEMENT CLAMP (8 required)	41491	41491	41491	41491
8	TUBULAR ELEMENT, 1000W	41536	41536	41538	41538
9	TUBULAR ELEMENT, 1800W	48650	48650	48650EX	48650EX
10	HEAT ELEMENT, 1050W	48651	48651	48651EX	48651EX
11	KETTLE SHELL ASSY 32 OZ	41528	41528L	41528	41528L
12	KETTLE LEAD ASSEMBLY	55140	55140L	55140	55140L
13	8-32 X 1/2 SLOTTED H W H (Screw)	49379	49379	49379	49379
14	JUNCTION BOX ASSEMBLY	61084	61084	61084	61084
15	JUNCTION BOX GASKET (between Junction Box and Cover)	40965	40965	40965	40965
16	JUNCTION BOX GASKET (between Kettle and Junction Box)	40963	40963	40963	40963
17	ACORN NUT #8-32	47702	47702	47702	47702
18	KETTLE TERMINAL BLOCK	41129	41129	41129	41129
19	8-32 HEX M/S NUT	74149	74149	74149	74149

## 32 oz. Kettle Bottom Assembly (All Models)

Item	Part Description	Part Number			
		2127HT	2127HTL	2127EX	2127EXL
	RH KETTLE BOTTOM ASSY (Complete Assy. - includes parts listed below.)	62300		62300EX	
	LH KETTLE BOTTOM ASSY (Complete Assy. - includes parts listed below.)		62300L		62300EXL
1	HEAT TRANSFER PLATE 32 OZ.	41534	41534	41534	41534
2	KETTLE GASKET	41597	41597	41597	41597
3	32 OZ KETTLE WELDED ASSY	41533	41533	41533	41533
4	ELEMENT SHIM (2 required)	68787	68787	68787	68787
5	NUT RETAINER (16 required)	50190	50190	50190	50190
6	HEX NUT 1/4-20 (16 required)	41451	41451	41451	41451
7	ELEMENT CLAMP (8 required)	41491	41491	41491	41491
8	TUBULAR ELEMENT, 1000W	41536	41536	41538	41538
9	TUBULAR ELEMENT, 1800W	48650	48650	48650EX	48650EX
10	HEAT ELEMENT, 1050W	48651	48651	48651EX	48651EX
11	KETTLE SHELL ASSY 32 OZ	41528	41528L	41528	41528L
12	KETTLE LEAD ASSEMBLY	55140	55140L	55140	55140L
13	8-32 X 1/2 SLOTTED H W H (Screw)	49379	49379	49379	49379
14	JUNCTION BOX ASSEMBLY	61084	61084	61084	61084
15	JUNCTION BOX GASKET (between Junction Box and Cover)	40965	40965	40965	40965
16	JUNCTION BOX GASKET (between Kettle and Junction Box)	40963	40963	40963	40963
17	ACORN NUT #8-32	47702	47702	47702	47702
18	KETTLE TERMINAL BLOCK	41129	41129	41129	41129
19	8-32 HEX M/S NUT	74149	74149	74149	74149

## 32 oz. Kettle Bottom Assembly (All Models)

Item	Part Description	Part Number			
		2127HT	2127HTL	2127EX	2127EXL
	RH KETTLE BOTTOM ASSY (Complete Assy. - includes parts listed below.)	62300		62300EX	
	LH KETTLE BOTTOM ASSY (Complete Assy. - includes parts listed below.)		62300L		62300EXL
1	HEAT TRANSFER PLATE 32 OZ.	41534	41534	41534	41534
2	KETTLE GASKET	41597	41597	41597	41597
3	32 OZ KETTLE WELDED ASSY	41533	41533	41533	41533
4	ELEMENT SHIM (2 required)	68787	68787	68787	68787
5	NUT RETAINER (16 required)	50190	50190	50190	50190
6	HEX NUT 1/4-20 (16 required)	41451	41451	41451	41451
7	ELEMENT CLAMP (8 required)	41491	41491	41491	41491
8	TUBULAR ELEMENT, 1000W	41536	41536	41538	41538
9	TUBULAR ELEMENT, 1800W	48650	48650	48650EX	48650EX
10	HEAT ELEMENT, 1050W	48651	48651	48651EX	48651EX
11	KETTLE SHELL ASSY 32 OZ	41528	41528L	41528	41528L
12	KETTLE LEAD ASSEMBLY	55140	55140L	55140	55140L
13	8-32 X 1/2 SLOTTED H W H (Screw)	49379	49379	49379	49379
14	JUNCTION BOX ASSEMBLY	61084	61084	61084	61084
15	JUNCTION BOX GASKET (between Junction Box and Cover)	40965	40965	40965	40965
16	JUNCTION BOX GASKET (between Kettle and Junction Box)	40963	40963	40963	40963
17	ACORN NUT #8-32	47702	47702	47702	47702
18	KETTLE TERMINAL BLOCK	41129	41129	41129	41129
19	8-32 HEX M/S NUT	74149	74149	74149	74149

## 32 oz. Kettle Bottom Assembly (All Models)

Item	Part Description	Part Number			
		2127HT	2127HTL	2127EX	2127EXL
	RH KETTLE BOTTOM ASSY (Complete Assy. - includes parts listed below.)	62300		62300EX	
	LH KETTLE BOTTOM ASSY (Complete Assy. - includes parts listed below.)		62300L		62300EXL
1	HEAT TRANSFER PLATE 32 OZ.	41534	41534	41534	41534
2	KETTLE GASKET	41597	41597	41597	41597
3	32 OZ KETTLE WELDED ASSY	41533	41533	41533	41533
4	ELEMENT SHIM (2 required)	68787	68787	68787	68787
5	NUT RETAINER (16 required)	50190	50190	50190	50190
6	HEX NUT 1/4-20 (16 required)	41451	41451	41451	41451
7	ELEMENT CLAMP (8 required)	41491	41491	41491	41491
8	TUBULAR ELEMENT, 1000W	41536	41536	41538	41538
9	TUBULAR ELEMENT, 1800W	48650	48650	48650EX	48650EX
10	HEAT ELEMENT, 1050W	48651	48651	48651EX	48651EX
11	KETTLE SHELL ASSY 32 OZ	41528	41528L	41528	41528L
12	KETTLE LEAD ASSEMBLY	55140	55140L	55140	55140L
13	8-32 X 1/2 SLOTTED H W H (Screw)	49379	49379	49379	49379
14	JUNCTION BOX ASSEMBLY	61084	61084	61084	61084
15	JUNCTION BOX GASKET (between Junction Box and Cover)	40965	40965	40965	40965
16	JUNCTION BOX GASKET (between Kettle and Junction Box)	40963	40963	40963	40963
17	ACORN NUT #8-32	47702	47702	47702	47702
18	KETTLE TERMINAL BLOCK	41129	41129	41129	41129
19	8-32 HEX M/S NUT	74149	74149	74149	74149

## 32 oz. Kettle Bottom Assembly (All Models)

Item	Part Description	Part Number			
		2127HT	2127HTL	2127EX	2127EXL
	RH KETTLE BOTTOM ASSY (Complete Assy. - includes parts listed below.)	62300		62300EX	
	LH KETTLE BOTTOM ASSY (Complete Assy. - includes parts listed below.)		62300L		62300EXL
1	HEAT TRANSFER PLATE 32 OZ.	41534	41534	41534	41534
2	KETTLE GASKET	41597	41597	41597	41597
3	32 OZ KETTLE WELDED ASSY	41533	41533	41533	41533
4	ELEMENT SHIM (2 required)	68787	68787	68787	68787
5	NUT RETAINER (16 required)	50190	50190	50190	50190
6	HEX NUT 1/4-20 (16 required)	41451	41451	41451	41451
7	ELEMENT CLAMP (8 required)	41491	41491	41491	41491
8	TUBULAR ELEMENT, 1000W	41536	41536	41538	41538
9	TUBULAR ELEMENT, 1800W	48650	48650	48650EX	48650EX
10	HEAT ELEMENT, 1050W	48651	48651	48651EX	48651EX
11	KETTLE SHELL ASSY 32 OZ	41528	41528L	41528	41528L
12	KETTLE LEAD ASSEMBLY	55140	55140L	55140	55140L
13	8-32 X 1/2 SLOTTED H W H (Screw)	49379	49379	49379	49379
14	JUNCTION BOX ASSEMBLY	61084	61084	61084	61084
15	JUNCTION BOX GASKET (between Junction Box and Cover)	40965	40965	40965	40965
16	JUNCTION BOX GASKET (between Kettle and Junction Box)	40963	40963	40963	40963
17	ACORN NUT #8-32	47702	47702	47702	47702
18	KETTLE TERMINAL BLOCK	41129	41129	41129	41129
19	8-32 HEX M/S NUT	74149	74149	74149	74149

## 32 oz. Kettle Bottom Assembly (All Models)

Item	Part Description	Part Number			
		2127HT	2127HTL	2127EX	2127EXL
	RH KETTLE BOTTOM ASSY (Complete Assy. - includes parts listed below.)	62300		62300EX	
	LH KETTLE BOTTOM ASSY (Complete Assy. - includes parts listed below.)		62300L		62300EXL
1	HEAT TRANSFER PLATE 32 OZ.	41534	41534	41534	41534
2	KETTLE GASKET	41597	41597	41597	41597
3	32 OZ KETTLE WELDED ASSY	41533	41533	41533	41533
4	ELEMENT SHIM (2 required)	68787	68787	68787	68787
5	NUT RETAINER (16 required)	50190	50190	50190	50190
6	HEX NUT 1/4-20 (16 required)	41451	41451	41451	41451
7	ELEMENT CLAMP (8 required)	41491	41491	41491	41491
8	TUBULAR ELEMENT, 1000W	41536	41536	41538	41538
9	TUBULAR ELEMENT, 1800W	48650	48650	48650EX	48650EX
10	HEAT ELEMENT, 1050W	48651	48651	48651EX	48651EX
11	KETTLE SHELL ASSY 32 OZ	41528	41528L	41528	41528L
12	KETTLE LEAD ASSEMBLY	55140	55140L	55140	55140L
13	8-32 X 1/2 SLOTTED H W H (Screw)	49379	49379	49379	49379
14	JUNCTION BOX ASSEMBLY	61084	61084	61084	61084
15	JUNCTION BOX GASKET (between Junction Box and Cover)	40965	40965	40965	40965
16	JUNCTION BOX GASKET (between Kettle and Junction Box)	40963	40963	40963	40963
17	ACORN NUT #8-32	47702	47702	47702	47702
18	KETTLE TERMINAL BLOCK	41129	41129	41129	41129
19	8-32 HEX M/S NUT	74149	74149	74149	74149

## 32 oz. Kettle Bottom Assembly (All Models)

Item	Part Description	Part Number			
		2127HT	2127HTL	2127EX	2127EXL
	RH KETTLE BOTTOM ASSY (Complete Assy. - includes parts listed below.)	62300		62300EX	
	LH KETTLE BOTTOM ASSY (Complete Assy. - includes parts listed below.)		62300L		62300EXL
1	HEAT TRANSFER PLATE 32 OZ.	41534	41534	41534	41534
2	KETTLE GASKET	41597	41597	41597	41597
3	32 OZ KETTLE WELDED ASSY	41533	41533	41533	41533
4	ELEMENT SHIM (2 required)	68787	68787	68787	68787
5	NUT RETAINER (16 required)	50190	50190	50190	50190
6	HEX NUT 1/4-20 (16 required)	41451	41451	41451	41451
7	ELEMENT CLAMP (8 required)	41491	41491	41491	41491
8	TUBULAR ELEMENT, 1000W	41536	41536	41538	41538
9	TUBULAR ELEMENT, 1800W	48650	48650	48650EX	48650EX
10	HEAT ELEMENT, 1050W	48651	48651	48651EX	48651EX
11	KETTLE SHELL ASSY 32 OZ	41528	41528L	41528	41528L
12	KETTLE LEAD ASSEMBLY	55140	55140L	55140	55140L
13	8-32 X 1/2 SLOTTED H W H (Screw)	49379	49379	49379	49379
14	JUNCTION BOX ASSEMBLY	61084	61084	61084	61084
15	JUNCTION BOX GASKET (between Junction Box and Cover)	40965	40965	40965	40965
16	JUNCTION BOX GASKET (between Kettle and Junction Box)	40963	40963	40963	40963
17	ACORN NUT #8-32	47702	47702	47702	47702
18	KETTLE TERMINAL BLOCK	41129	41129	41129	41129
19	8-32 HEX M/S NUT	74149	74149	74149	74149

## 32 oz. Kettle Bottom Assembly (All Models)

Item	Part Description	Part Number			
		2127HT	2127HTL	2127EX	2127EXL
	RH KETTLE BOTTOM ASSY (Complete Assy. - includes parts listed below.)	62300		62300EX	
	LH KETTLE BOTTOM ASSY (Complete Assy. - includes parts listed below.)		62300L		62300EXL
1	HEAT TRANSFER PLATE 32 OZ.	41534	41534	41534	41534
2	KETTLE GASKET	41597	41597	41597	41597
3	32 OZ KETTLE WELDED ASSY	41533	41533	41533	41533
4	ELEMENT SHIM (2 required)	68787	68787	68787	68787
5	NUT RETAINER (16 required)	50190	50190	50190	50190
6	HEX NUT 1/4-20 (16 required)	41451	41451	41451	41451
7	ELEMENT CLAMP (8 required)	41491	41491	41491	41491
8	TUBULAR ELEMENT, 1000W	41536	41536	41538	41538
9	TUBULAR ELEMENT, 1800W	48650	48650	48650EX	48650EX
10	HEAT ELEMENT, 1050W	48651	48651	48651EX	48651EX
11	KETTLE SHELL ASSY 32 OZ	41528	41528L	41528	41528L
12	KETTLE LEAD ASSEMBLY	55140	55140L	55140	55140L
13	8-32 X 1/2 SLOTTED H W H (Screw)	49379	49379	49379	49379
14	JUNCTION BOX ASSEMBLY	61084	61084	61084	61084
15	JUNCTION BOX GASKET (between Junction Box and Cover)	40965	40965	40965	40965
16	JUNCTION BOX GASKET (between Kettle and Junction Box)	40963	40963	40963	40963
17	ACORN NUT #8-32	47702	47702	47702	47702
18	KETTLE TERMINAL BLOCK	41129	41129	41129	41129
19	8-32 HEX M/S NUT	74149	74149	74149	74149