


ORDERING SPARE PARTS

1. Identify the needed part by checking it against the photos, illustrations, and/or the parts list.
2. When ordering, please include part number, part name, and quantity needed.
3. Please include your model name, serial number, and date of manufacture (located on the machine nameplate) with your order.
4. Address all parts orders to:

Parts Department
Gold Medal Products Co.
10700 Medallion Drive
Cincinnati, Ohio 45241-4807


or, place orders at:
(800) 543-0862
(513) 769-7676
Fax: (513) 769-8500
E-mail: info@gmpopcorn.com
Web Page: www.gmpopcorn.com

Breeze – Cabinet Assembly




Item	Part No.	Description
1	42283T	Spinner Head, Complete (Domestic)
	42283TX	Spinner Head, Complete (Export)
2	42190	Bell Housing (Domestic)
	42191WX	Bell Housing (Export)
3	67069	Handle
4	47155	Rubber Feet ¾" High
5	48726	Nameplate (3030)
	48726EX	Nameplate (3030EX)
6	42798	Switch, Light Rocker Green (x2)
7	22038	Power Supply Cord (Domestic)
	42369	Power Supply Cord (Export)
8	42556	Knob, Heat Control

Breeze – Cabinet Assembly




Item	Part No.	Description
1	42283T	Spinner Head, Complete (Domestic)
	42283TX	Spinner Head, Complete (Export)
2	42190	Bell Housing (Domestic)
	42191WX	Bell Housing (Export)
3	67069	Handle
4	47155	Rubber Feet ¾" High
5	48726	Nameplate (3030)
	48726EX	Nameplate (3030EX)
6	42798	Switch, Light Rocker Green (x2)
7	22038	Power Supply Cord (Domestic)
	42369	Power Supply Cord (Export)
8	42556	Knob, Heat Control

Breeze – Cabinet Assembly




Item	Part No.	Description
1	42283T	Spinner Head, Complete (Domestic)
	42283TX	Spinner Head, Complete (Export)
2	42190	Bell Housing (Domestic)
	42191WX	Bell Housing (Export)
3	67069	Handle
4	47155	Rubber Feet ¾" High
5	48726	Nameplate (3030)
	48726EX	Nameplate (3030EX)
6	42798	Switch, Light Rocker Green (x2)
7	22038	Power Supply Cord (Domestic)
	42369	Power Supply Cord (Export)
8	42556	Knob, Heat Control

Breeze – Cabinet Assembly




Item	Part No.	Description
1	42283T	Spinner Head, Complete (Domestic)
	42283TX	Spinner Head, Complete (Export)
2	42190	Bell Housing (Domestic)
	42191WX	Bell Housing (Export)
3	67069	Handle
4	47155	Rubber Feet ¾" High
5	48726	Nameplate (3030)
	48726EX	Nameplate (3030EX)
6	42798	Switch, Light Rocker Green (x2)
7	22038	Power Supply Cord (Domestic)
	42369	Power Supply Cord (Export)
8	42556	Knob, Heat Control

Breeze – Cabinet Assembly




Item	Part No.	Description
1	42283T	Spinner Head, Complete (Domestic)
	42283TX	Spinner Head, Complete (Export)
2	42190	Bell Housing (Domestic)
	42191WX	Bell Housing (Export)
3	67069	Handle
4	47155	Rubber Feet ¾" High
5	48726	Nameplate (3030)
	48726EX	Nameplate (3030EX)
6	42798	Switch, Light Rocker Green (x2)
7	22038	Power Supply Cord (Domestic)
	42369	Power Supply Cord (Export)
8	42556	Knob, Heat Control

Breeze – Cabinet Assembly




Item	Part No.	Description
1	42283T	Spinner Head, Complete (Domestic)
	42283TX	Spinner Head, Complete (Export)
2	42190	Bell Housing (Domestic)
	42191WX	Bell Housing (Export)
3	67069	Handle
4	47155	Rubber Feet ¾" High
5	48726	Nameplate (3030)
	48726EX	Nameplate (3030EX)
6	42798	Switch, Light Rocker Green (x2)
7	22038	Power Supply Cord (Domestic)
	42369	Power Supply Cord (Export)
8	42556	Knob, Heat Control

Breeze – Cabinet Assembly




Item	Part No.	Description
1	42283T	Spinner Head, Complete (Domestic)
	42283TX	Spinner Head, Complete (Export)
2	42190	Bell Housing (Domestic)
	42191WX	Bell Housing (Export)
3	67069	Handle
4	47155	Rubber Feet ¾" High
5	48726	Nameplate (3030)
	48726EX	Nameplate (3030EX)
6	42798	Switch, Light Rocker Green (x2)
7	22038	Power Supply Cord (Domestic)
	42369	Power Supply Cord (Export)
8	42556	Knob, Heat Control

Breeze – Cabinet Assembly




Item	Part No.	Description
1	42283T	Spinner Head, Complete (Domestic)
	42283TX	Spinner Head, Complete (Export)
2	42190	Bell Housing (Domestic)
	42191WX	Bell Housing (Export)
3	67069	Handle
4	47155	Rubber Feet ¾" High
5	48726	Nameplate (3030)
	48726EX	Nameplate (3030EX)
6	42798	Switch, Light Rocker Green (x2)
7	22038	Power Supply Cord (Domestic)
	42369	Power Supply Cord (Export)
8	42556	Knob, Heat Control

Breeze – Cabinet Assembly




Item	Part No.	Description
1	42283T	Spinner Head, Complete (Domestic)
	42283TX	Spinner Head, Complete (Export)
2	42190	Bell Housing (Domestic)
	42191WX	Bell Housing (Export)
3	67069	Handle
4	47155	Rubber Feet ¾" High
5	48726	Nameplate (3030)
	48726EX	Nameplate (3030EX)
6	42798	Switch, Light Rocker Green (x2)
7	22038	Power Supply Cord (Domestic)
	42369	Power Supply Cord (Export)
8	42556	Knob, Heat Control

Breeze – Cabinet Assembly




Item	Part No.	Description
1	42283T	Spinner Head, Complete (Domestic)
	42283TX	Spinner Head, Complete (Export)
2	42190	Bell Housing (Domestic)
	42191WX	Bell Housing (Export)
3	67069	Handle
4	47155	Rubber Feet ¾" High
5	48726	Nameplate (3030)
	48726EX	Nameplate (3030EX)
6	42798	Switch, Light Rocker Green (x2)
7	22038	Power Supply Cord (Domestic)
	42369	Power Supply Cord (Export)
8	42556	Knob, Heat Control


Breeze – Cabinet Assembly




Item	Part No.	Description
1	42283T	Spinner Head, Complete (Domestic)
	42283TX	Spinner Head, Complete (Export)
2	42190	Bell Housing (Domestic)
	42191WX	Bell Housing (Export)
3	67069	Handle
4	47155	Rubber Feet ¾" High
5	48726	Nameplate (3030)
	48726EX	Nameplate (3030EX)
6	42798	Switch, Light Rocker Green (x2)
7	22038	Power Supply Cord (Domestic)
	42369	Power Supply Cord (Export)
8	42556	Knob, Heat Control




Item	Part No.	Description
1	42382W	Brush Holder Assembly
	42138	Brush Holder Cap
	42436	Brush Holder, 1/4" Wide Brushes (x2)
	42436W	Brush Holder, 3/8" Wide Brushes (x1)
2	49214	#8-32 x 3/8 Hex Head Screw (x4)
3	42150	Knob, Shipping Bracket
4	42183	Safety Bracket
5	42140	1/4" Wide Brushes
6	55007	3/8" Wide Brushes
7	49068	Acorn Nut 1/4-20
8	42381	Brush Inspection Cover (x2)




Item	Part No.	Description
1	42382W	Brush Holder Assembly
	42138	Brush Holder Cap
	42436	Brush Holder, 1/4" Wide Brushes (x2)
	42436W	Brush Holder, 3/8" Wide Brushes (x1)
2	49214	#8-32 x 3/8 Hex Head Screw (x4)
3	42150	Knob, Shipping Bracket
4	42183	Safety Bracket
5	42140	1/4" Wide Brushes
6	55007	3/8" Wide Brushes
7	49068	Acorn Nut 1/4-20
8	42381	Brush Inspection Cover (x2)




Item	Part No.	Description
1	42382W	Brush Holder Assembly
	42138	Brush Holder Cap
	42436	Brush Holder, 1/4" Wide Brushes (x2)
	42436W	Brush Holder, 3/8" Wide Brushes (x1)
2	49214	#8-32 x 3/8 Hex Head Screw (x4)
3	42150	Knob, Shipping Bracket
4	42183	Safety Bracket
5	42140	1/4" Wide Brushes
6	55007	3/8" Wide Brushes
7	49068	Acorn Nut 1/4-20
8	42381	Brush Inspection Cover (x2)




Item	Part No.	Description
1	42382W	Brush Holder Assembly
	42138	Brush Holder Cap
	42436	Brush Holder, 1/4" Wide Brushes (x2)
	42436W	Brush Holder, 3/8" Wide Brushes (x1)
2	49214	#8-32 x 3/8 Hex Head Screw (x4)
3	42150	Knob, Shipping Bracket
4	42183	Safety Bracket
5	42140	1/4" Wide Brushes
6	55007	3/8" Wide Brushes
7	49068	Acorn Nut 1/4-20
8	42381	Brush Inspection Cover (x2)




Item	Part No.	Description
1	42382W	Brush Holder Assembly
	42138	Brush Holder Cap
	42436	Brush Holder, 1/4" Wide Brushes (x2)
	42436W	Brush Holder, 3/8" Wide Brushes (x1)
2	49214	#8-32 x 3/8 Hex Head Screw (x4)
3	42150	Knob, Shipping Bracket
4	42183	Safety Bracket
5	42140	1/4" Wide Brushes
6	55007	3/8" Wide Brushes
7	49068	Acorn Nut 1/4-20
8	42381	Brush Inspection Cover (x2)




Item	Part No.	Description
1	42382W	Brush Holder Assembly
	42138	Brush Holder Cap
	42436	Brush Holder, 1/4" Wide Brushes (x2)
	42436W	Brush Holder, 3/8" Wide Brushes (x1)
2	49214	#8-32 x 3/8 Hex Head Screw (x4)
3	42150	Knob, Shipping Bracket
4	42183	Safety Bracket
5	42140	1/4" Wide Brushes
6	55007	3/8" Wide Brushes
7	49068	Acorn Nut 1/4-20
8	42381	Brush Inspection Cover (x2)




Item	Part No.	Description
1	42382W	Brush Holder Assembly
	42138	Brush Holder Cap
	42436	Brush Holder, 1/4" Wide Brushes (x2)
	42436W	Brush Holder, 3/8" Wide Brushes (x1)
2	49214	#8-32 x 3/8 Hex Head Screw (x4)
3	42150	Knob, Shipping Bracket
4	42183	Safety Bracket
5	42140	1/4" Wide Brushes
6	55007	3/8" Wide Brushes
7	49068	Acorn Nut 1/4-20
8	42381	Brush Inspection Cover (x2)




Item	Part No.	Description
1	42382W	Brush Holder Assembly
	42138	Brush Holder Cap
	42436	Brush Holder, 1/4" Wide Brushes (x2)
	42436W	Brush Holder, 3/8" Wide Brushes (x1)
2	49214	#8-32 x 3/8 Hex Head Screw (x4)
3	42150	Knob, Shipping Bracket
4	42183	Safety Bracket
5	42140	1/4" Wide Brushes
6	55007	3/8" Wide Brushes
7	49068	Acorn Nut 1/4-20
8	42381	Brush Inspection Cover (x2)




Item	Part No.	Description
1	42382W	Brush Holder Assembly
	42138	Brush Holder Cap
	42436	Brush Holder, 1/4" Wide Brushes (x2)
	42436W	Brush Holder, 3/8" Wide Brushes (x1)
2	49214	#8-32 x 3/8 Hex Head Screw (x4)
3	42150	Knob, Shipping Bracket
4	42183	Safety Bracket
5	42140	1/4" Wide Brushes
6	55007	3/8" Wide Brushes
7	49068	Acorn Nut 1/4-20
8	42381	Brush Inspection Cover (x2)




Item	Part No.	Description
1	42382W	Brush Holder Assembly
	42138	Brush Holder Cap
	42436	Brush Holder, 1/4" Wide Brushes (x2)
	42436W	Brush Holder, 3/8" Wide Brushes (x1)
2	49214	#8-32 x 3/8 Hex Head Screw (x4)
3	42150	Knob, Shipping Bracket
4	42183	Safety Bracket
5	42140	1/4" Wide Brushes
6	55007	3/8" Wide Brushes
7	49068	Acorn Nut 1/4-20
8	42381	Brush Inspection Cover (x2)




Item	Part No.	Description
1	42382W	Brush Holder Assembly
	42138	Brush Holder Cap
	42436	Brush Holder, 1/4" Wide Brushes (x2)
	42436W	Brush Holder, 3/8" Wide Brushes (x1)
2	49214	#8-32 x 3/8 Hex Head Screw (x4)
3	42150	Knob, Shipping Bracket
4	42183	Safety Bracket
5	42140	1/4" Wide Brushes
6	55007	3/8" Wide Brushes
7	49068	Acorn Nut 1/4-20
8	42381	Brush Inspection Cover (x2)




Item	Part No.	Description
1	42183	Safety Bracket
2	69839	Shipping Bracket Assembly
3	48649	Motor (Domestic)
	48649EX	Motor (Export)
4	42558	Electronic Heat Control, 120V (Domestic)
	55260EX	Electronic Heat Control, 240V (Export)
5	42448	Bottom Plate
6	89125	#8-32x3/4" Hex Head Screw (x4)
7	74133	Hex Nut 1/4-20" (x4)




Item	Part No.	Description
1	42183	Safety Bracket
2	69839	Shipping Bracket Assembly
3	48649	Motor (Domestic)
	48649EX	Motor (Export)
4	42558	Electronic Heat Control, 120V (Domestic)
	55260EX	Electronic Heat Control, 240V (Export)
5	42448	Bottom Plate
6	89125	#8-32x3/4" Hex Head Screw (x4)
7	74133	Hex Nut 1/4-20" (x4)




Item	Part No.	Description
1	42183	Safety Bracket
2	69839	Shipping Bracket Assembly
3	48649	Motor (Domestic)
	48649EX	Motor (Export)
4	42558	Electronic Heat Control, 120V (Domestic)
	55260EX	Electronic Heat Control, 240V (Export)
5	42448	Bottom Plate
6	89125	#8-32x3/4" Hex Head Screw (x4)
7	74133	Hex Nut 1/4-20" (x4)




Item	Part No.	Description
1	42183	Safety Bracket
2	69839	Shipping Bracket Assembly
3	48649	Motor (Domestic)
	48649EX	Motor (Export)
4	42558	Electronic Heat Control, 120V (Domestic)
	55260EX	Electronic Heat Control, 240V (Export)
5	42448	Bottom Plate
6	89125	#8-32x3/4" Hex Head Screw (x4)
7	74133	Hex Nut 1/4-20" (x4)




Item	Part No.	Description
1	42183	Safety Bracket
2	69839	Shipping Bracket Assembly
3	48649	Motor (Domestic)
	48649EX	Motor (Export)
4	42558	Electronic Heat Control, 120V (Domestic)
	55260EX	Electronic Heat Control, 240V (Export)
5	42448	Bottom Plate
6	89125	#8-32x3/4" Hex Head Screw (x4)
7	74133	Hex Nut 1/4-20" (x4)




Item	Part No.	Description
1	42183	Safety Bracket
2	69839	Shipping Bracket Assembly
3	48649	Motor (Domestic)
	48649EX	Motor (Export)
4	42558	Electronic Heat Control, 120V (Domestic)
	55260EX	Electronic Heat Control, 240V (Export)
5	42448	Bottom Plate
6	89125	#8-32x3/4" Hex Head Screw (x4)
7	74133	Hex Nut 1/4-20" (x4)



Item	Part No.	Description
1	42183	Safety Bracket
2	69839	Shipping Bracket Assembly
3	48649	Motor (Domestic)
	48649EX	Motor (Export)
4	42558	Electronic Heat Control, 120V (Domestic)
	55260EX	Electronic Heat Control, 240V (Export)
5	42448	Bottom Plate
6	89125	#8-32x3/4" Hex Head Screw (x4)
7	74133	Hex Nut 1/4-20" (x4)

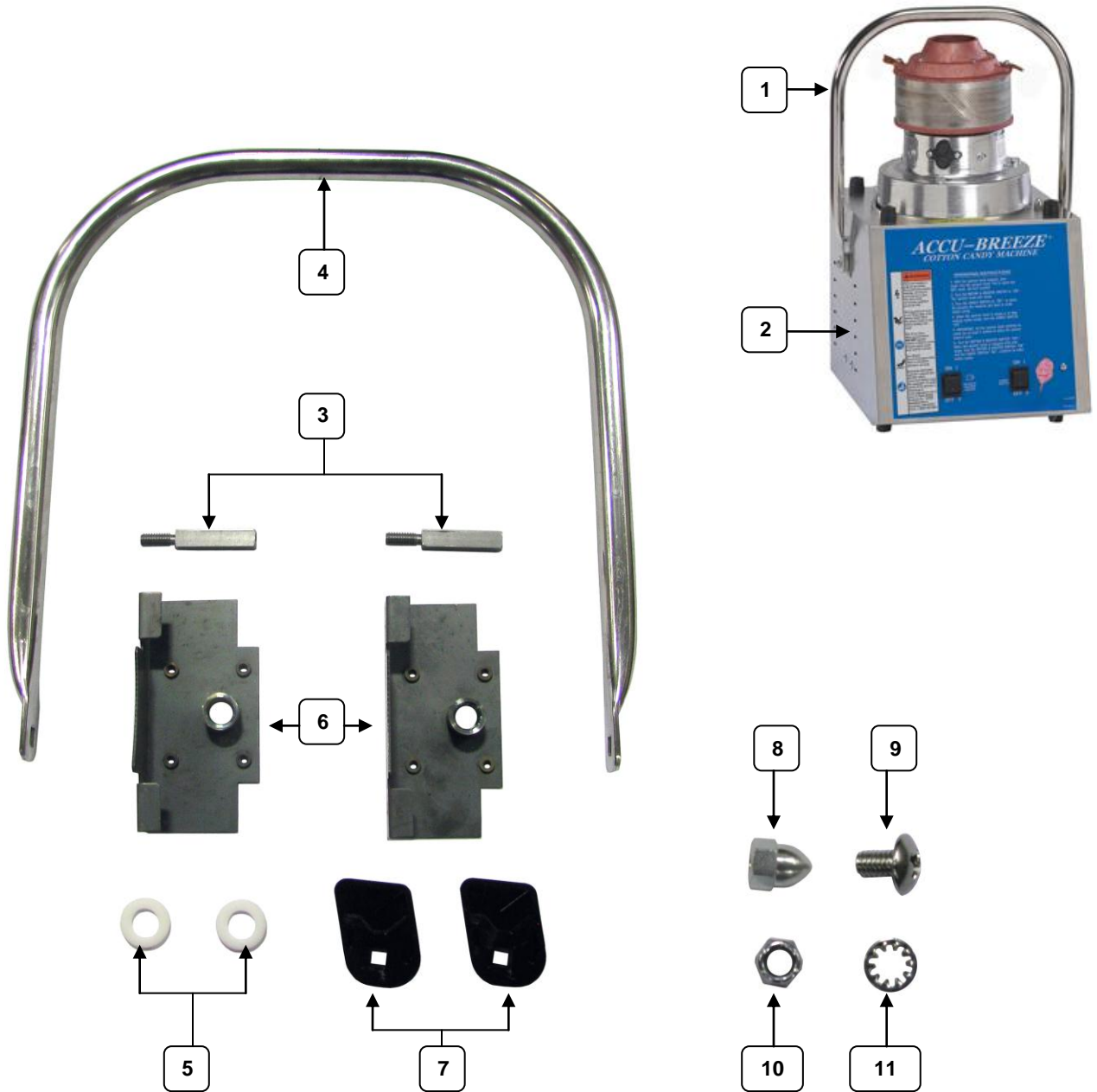


Item	Part No.	Description
1	42183	Safety Bracket
2	69839	Shipping Bracket Assembly
3	48649	Motor (Domestic)
	48649EX	Motor (Export)
4	42558	Electronic Heat Control, 120V (Domestic)
	55260EX	Electronic Heat Control, 240V (Export)
5	42448	Bottom Plate
6	89125	#8-32x3/4" Hex Head Screw (x4)
7	74133	Hex Nut 1/4-20" (x4)



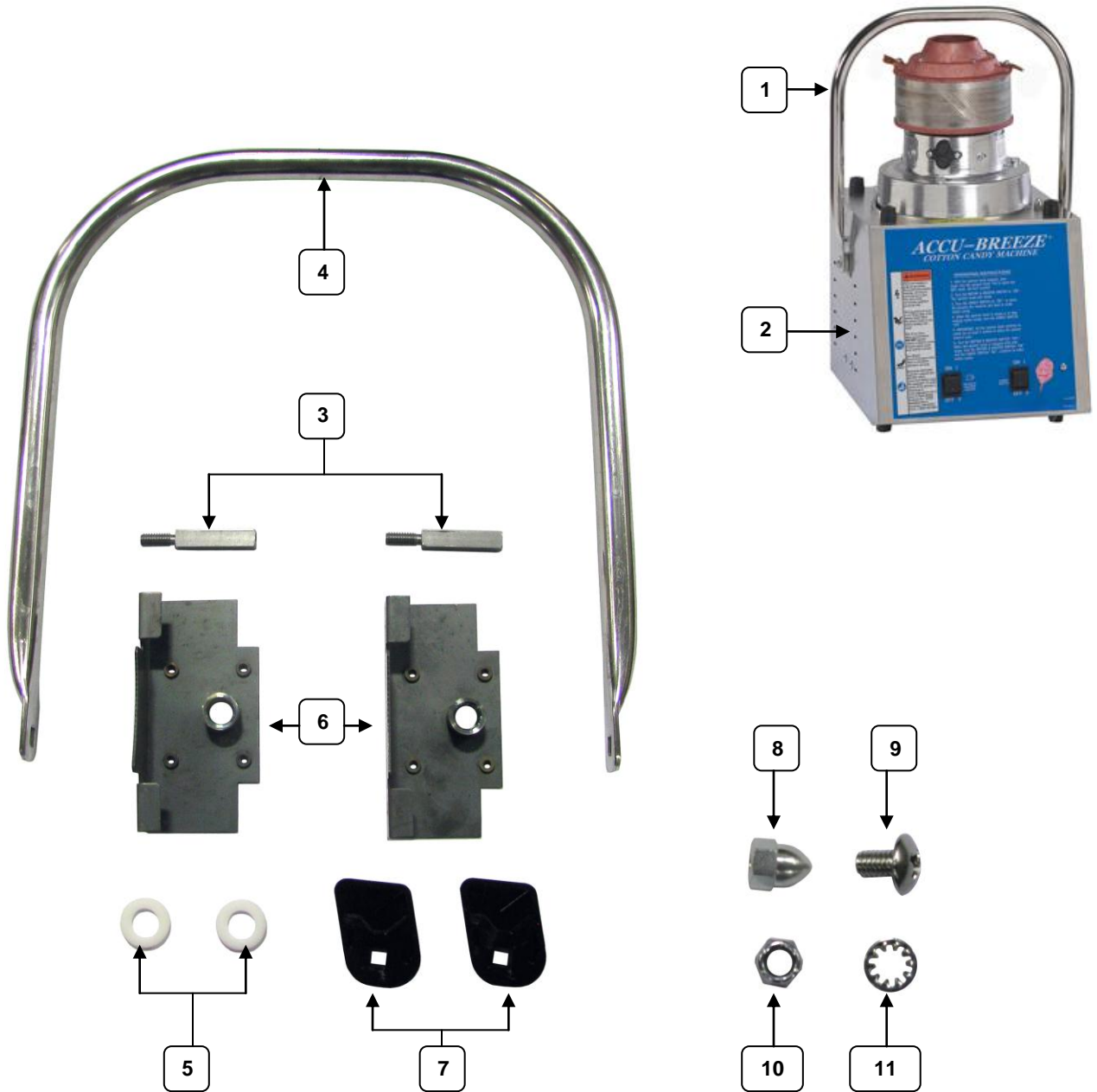
Item	Part No.	Description
1	42183	Safety Bracket
2	69839	Shipping Bracket Assembly
3	48649	Motor (Domestic)
	48649EX	Motor (Export)
4	42558	Electronic Heat Control, 120V (Domestic)
	55260EX	Electronic Heat Control, 240V (Export)
5	42448	Bottom Plate
6	89125	#8-32x3/4" Hex Head Screw (x4)
7	74133	Hex Nut 1/4-20" (x4)

3030SR & 3040SR – Handle Parts




Item	Part No.	Description
1	42469	Lock N Go Handle, Complete Assy.
2	42472	Cabinet Weld, 3040SR
3	42462	Clamping Shaft (x2)
4	42464	Handle Bar
5	42468	Handle Spacer (x2)
6	42467	Clamping Bracket Assy. (x2)
7	42460	Clamping Cam (x2)
8	77610	Acorn Nut 5/18-18
9	12183	Screw 5/16-18 x 1/2 PH TR M/S
10	12001	Nylon Insert 5/16-18 Hex Nut
11	74137	Washer 5/16

3030SR & 3040SR – Handle Parts



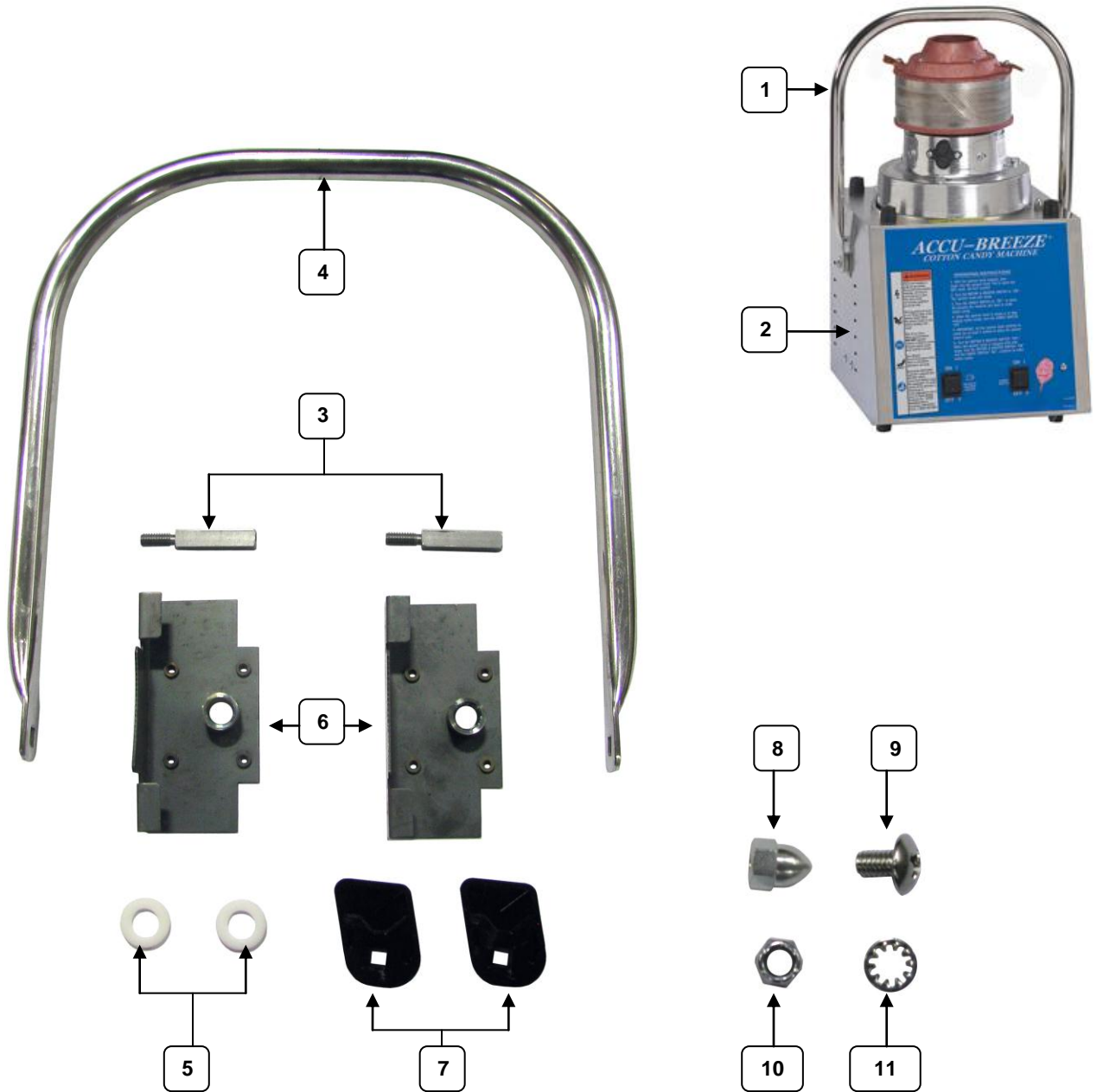
Item	Part No.	Description
1	42469	Lock N Go Handle, Complete Assy.
2	42472	Cabinet Weld, 3040SR
3	42462	Clamping Shaft (x2)
4	42464	Handle Bar
5	42468	Handle Spacer (x2)
6	42467	Clamping Bracket Assy. (x2)
7	42460	Clamping Cam (x2)
8	77610	Acorn Nut 5/18-18
9	12183	Screw 5/16-18 x 1/2 PH TR M/S
10	12001	Nylon Insert 5/16-18 Hex Nut
11	74137	Washer 5/16

3030SR & 3040SR – Handle Parts



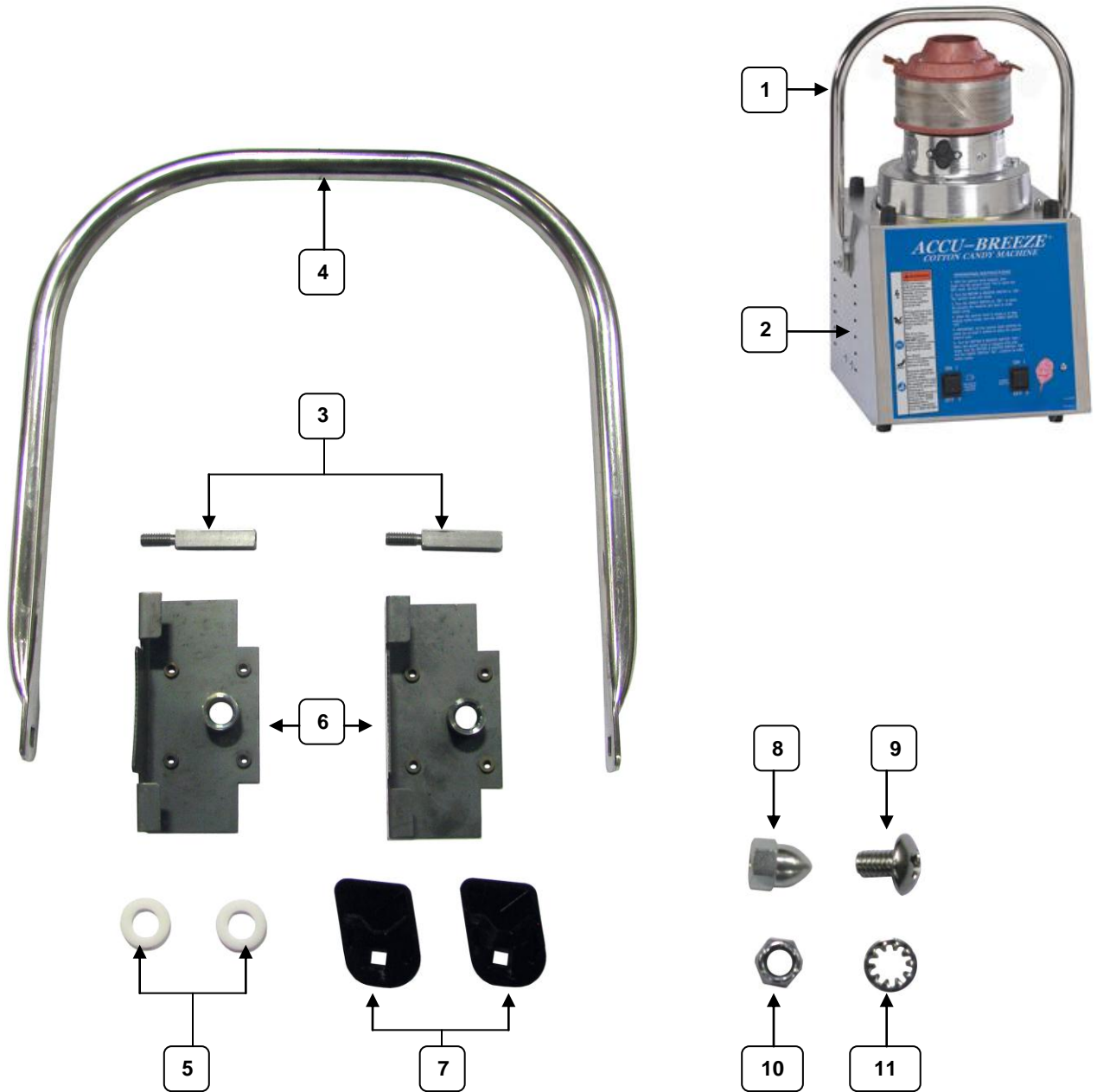
Item	Part No.	Description
1	42469	Lock N Go Handle, Complete Assy.
2	42472	Cabinet Weld, 3040SR
3	42462	Clamping Shaft (x2)
4	42464	Handle Bar
5	42468	Handle Spacer (x2)
6	42467	Clamping Bracket Assy. (x2)
7	42460	Clamping Cam (x2)
8	77610	Acorn Nut 5/18-18
9	12183	Screw 5/16-18 x 1/2 PH TR M/S
10	12001	Nylon Insert 5/16-18 Hex Nut
11	74137	Washer 5/16

3030SR & 3040SR – Handle Parts



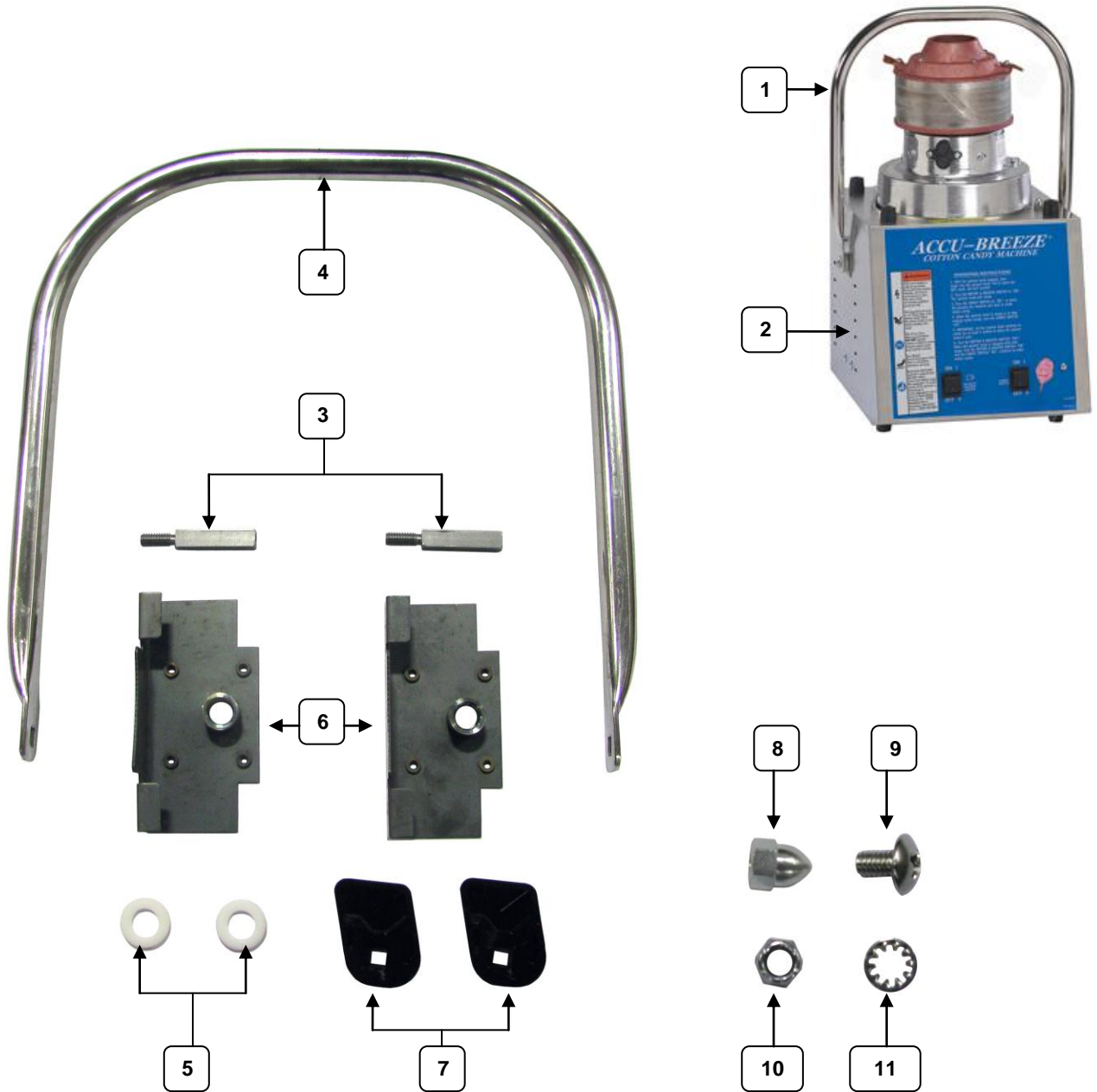
Item	Part No.	Description
1	42469	Lock N Go Handle, Complete Assy.
2	42472	Cabinet Weld, 3040SR
3	42462	Clamping Shaft (x2)
4	42464	Handle Bar
5	42468	Handle Spacer (x2)
6	42467	Clamping Bracket Assy. (x2)
7	42460	Clamping Cam (x2)
8	77610	Acorn Nut 5/18-18
9	12183	Screw 5/16-18 x 1/2 PH TR M/S
10	12001	Nylon Insert 5/16-18 Hex Nut
11	74137	Washer 5/16

3030SR & 3040SR – Handle Parts



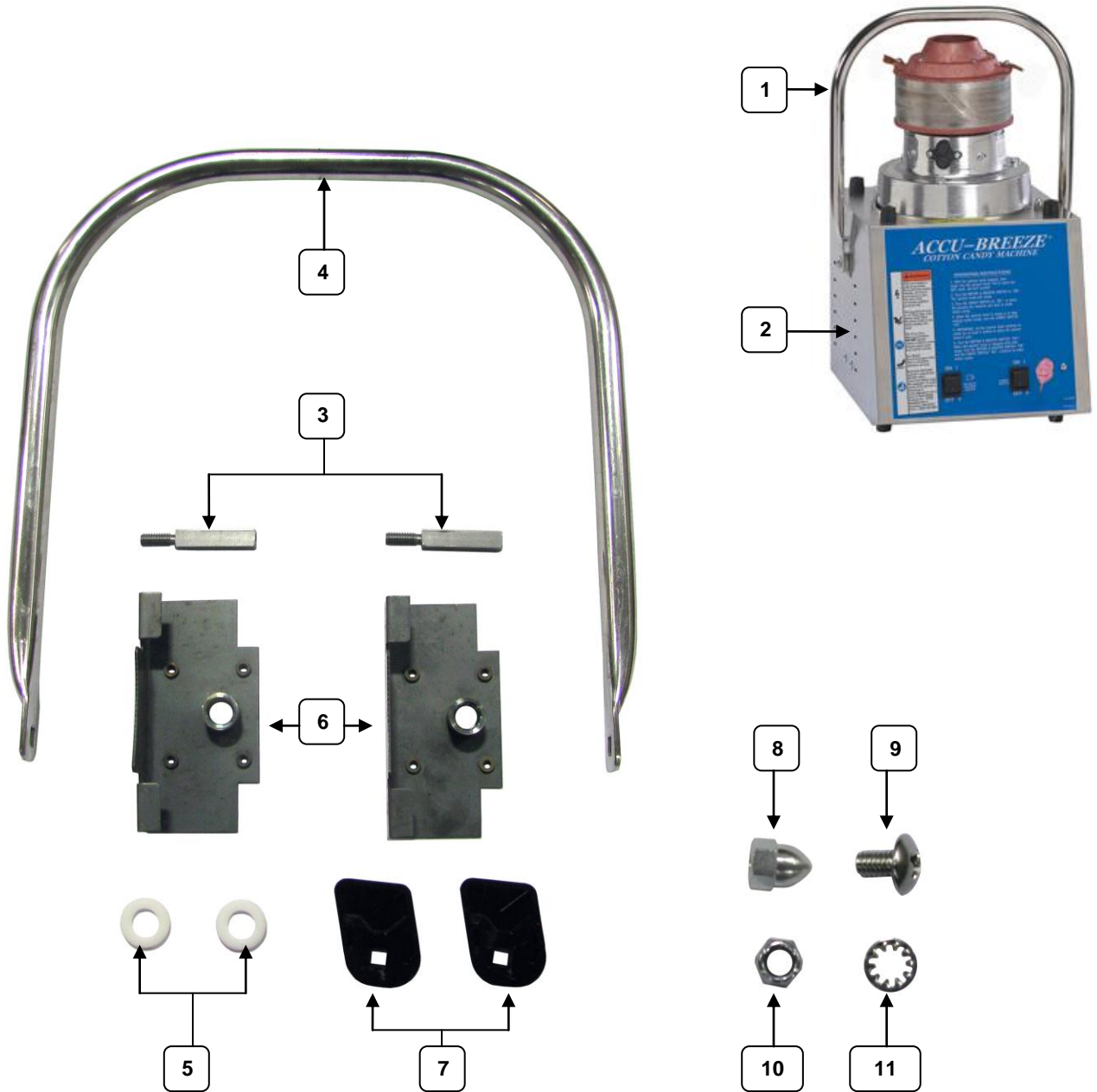
Item	Part No.	Description
1	42469	Lock N Go Handle, Complete Assy.
2	42472	Cabinet Weld, 3040SR
3	42462	Clamping Shaft (x2)
4	42464	Handle Bar
5	42468	Handle Spacer (x2)
6	42467	Clamping Bracket Assy. (x2)
7	42460	Clamping Cam (x2)
8	77610	Acorn Nut 5/18-18
9	12183	Screw 5/16-18 x 1/2 PH TR M/S
10	12001	Nylon Insert 5/16-18 Hex Nut
11	74137	Washer 5/16

3030SR & 3040SR – Handle Parts



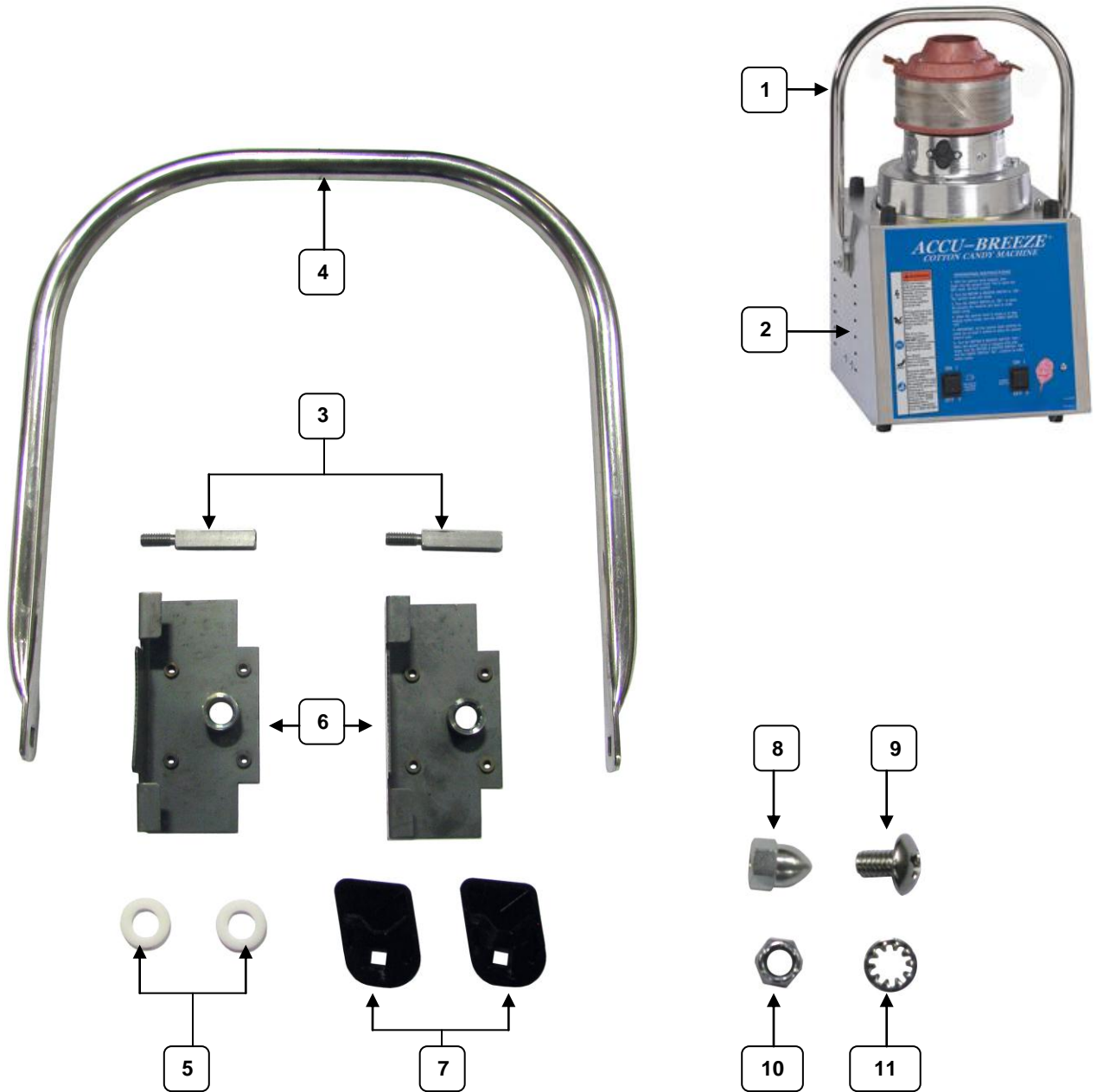
Item	Part No.	Description
1	42469	Lock N Go Handle, Complete Assy.
2	42472	Cabinet Weld, 3040SR
3	42462	Clamping Shaft (x2)
4	42464	Handle Bar
5	42468	Handle Spacer (x2)
6	42467	Clamping Bracket Assy. (x2)
7	42460	Clamping Cam (x2)
8	77610	Acorn Nut 5/18-18
9	12183	Screw 5/16-18 x 1/2 PH TR M/S
10	12001	Nylon Insert 5/16-18 Hex Nut
11	74137	Washer 5/16

3030SR & 3040SR – Handle Parts




Item	Part No.	Description
1	42469	Lock N Go Handle, Complete Assy.
2	42472	Cabinet Weld, 3040SR
3	42462	Clamping Shaft (x2)
4	42464	Handle Bar
5	42468	Handle Spacer (x2)
6	42467	Clamping Bracket Assy. (x2)
7	42460	Clamping Cam (x2)
8	77610	Acorn Nut 5/18-18
9	12183	Screw 5/16-18 x 1/2 PH TR M/S
10	12001	Nylon Insert 5/16-18 Hex Nut
11	74137	Washer 5/16

3030SR & 3040SR – Handle Parts



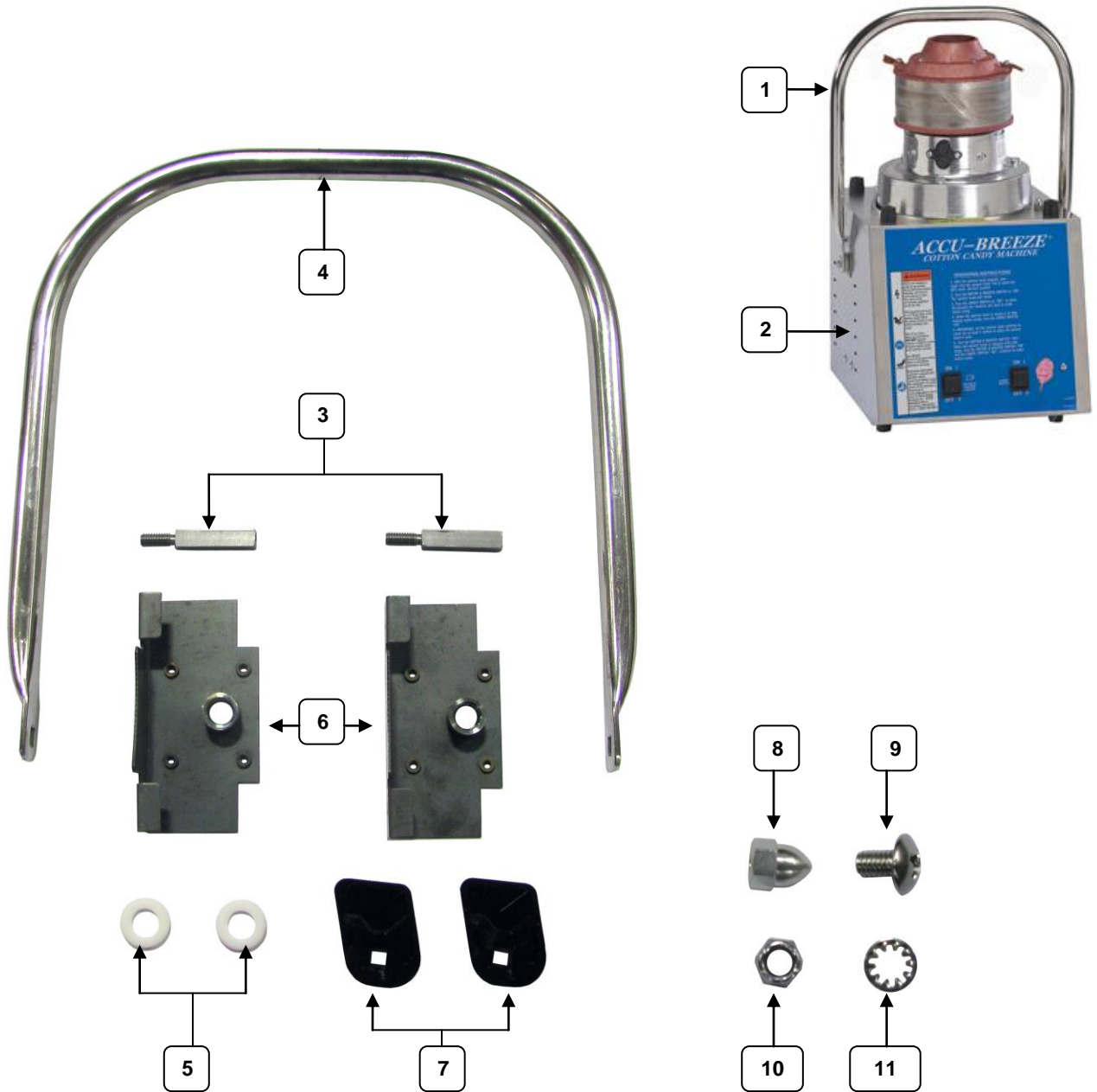
Item	Part No.	Description
1	42469	Lock N Go Handle, Complete Assy.
2	42472	Cabinet Weld, 3040SR
3	42462	Clamping Shaft (x2)
4	42464	Handle Bar
5	42468	Handle Spacer (x2)
6	42467	Clamping Bracket Assy. (x2)
7	42460	Clamping Cam (x2)
8	77610	Acorn Nut 5/18-18
9	12183	Screw 5/16-18 x 1/2 PH TR M/S
10	12001	Nylon Insert 5/16-18 Hex Nut
11	74137	Washer 5/16

3030SR & 3040SR – Handle Parts




Item	Part No.	Description
1	42469	Lock N Go Handle, Complete Assy.
2	42472	Cabinet Weld, 3040SR
3	42462	Clamping Shaft (x2)
4	42464	Handle Bar
5	42468	Handle Spacer (x2)
6	42467	Clamping Bracket Assy. (x2)
7	42460	Clamping Cam (x2)
8	77610	Acorn Nut 5/18-18
9	12183	Screw 5/16-18 x 1/2 PH TR M/S
10	12001	Nylon Insert 5/16-18 Hex Nut
11	74137	Washer 5/16

3030SR & 3040SR – Handle Parts




Item	Part No.	Description
1	42469	Lock N Go Handle, Complete Assy.
2	42472	Cabinet Weld, 3040SR
3	42462	Clamping Shaft (x2)
4	42464	Handle Bar
5	42468	Handle Spacer (x2)
6	42467	Clamping Bracket Assy. (x2)
7	42460	Clamping Cam (x2)
8	77610	Acorn Nut 5/18-18
9	12183	Screw 5/16-18 x 1/2 PH TR M/S
10	12001	Nylon Insert 5/16-18 Hex Nut
11	74137	Washer 5/16

3040 – Parts




Item	Part No.	Description
1	55018	Name, Instruction Overlay
2	55155	Triac, 35A 600V
3	48673	Heat Sink
4	55447	Auto Watt Controller
5	87481	Thermal Compound

3040 – Parts




Item	Part No.	Description
1	55018	Name, Instruction Overlay
2	55155	Triac, 35A 600V
3	48673	Heat Sink
4	55447	Auto Watt Controller
5	87481	Thermal Compound

3040 – Parts



Item	Part No.	Description
1	55018	Name, Instruction Overlay
2	55155	Triac, 35A 600V
3	48673	Heat Sink
4	55447	Auto Watt Controller
5	87481	Thermal Compound

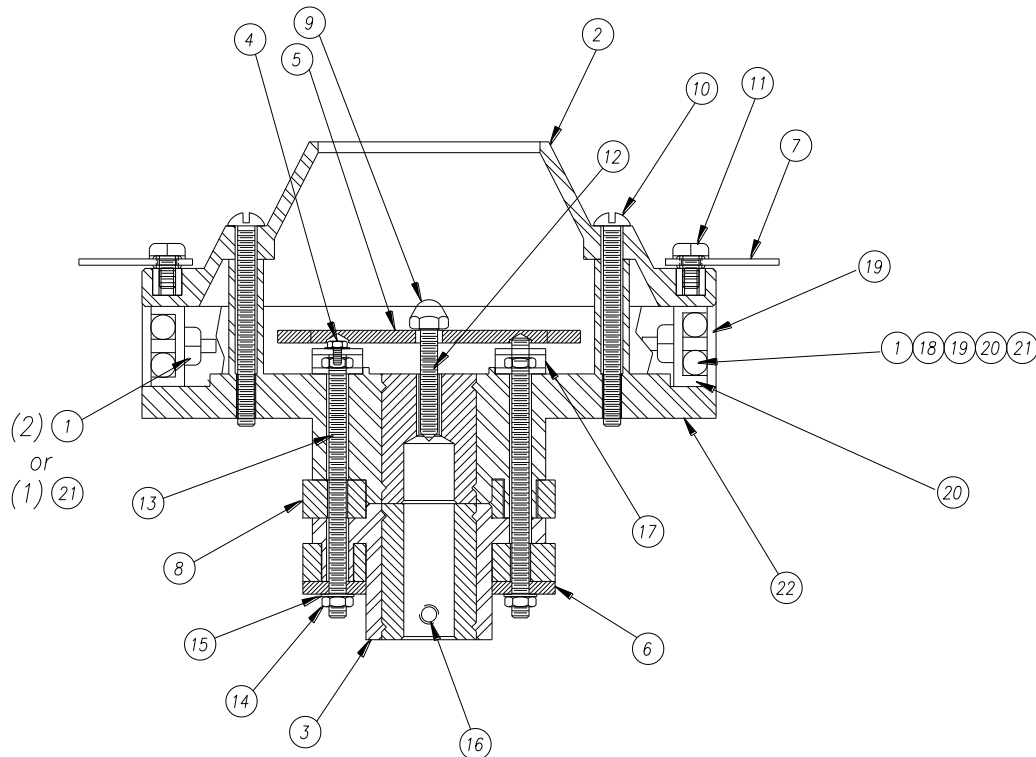
3040 – Parts



Item	Part No.	Description
1	55018	Name, Instruction Overlay
2	55155	Triac, 35A 600V
3	48673	Heat Sink
4	55447	Auto Watt Controller
5	87481	Thermal Compound

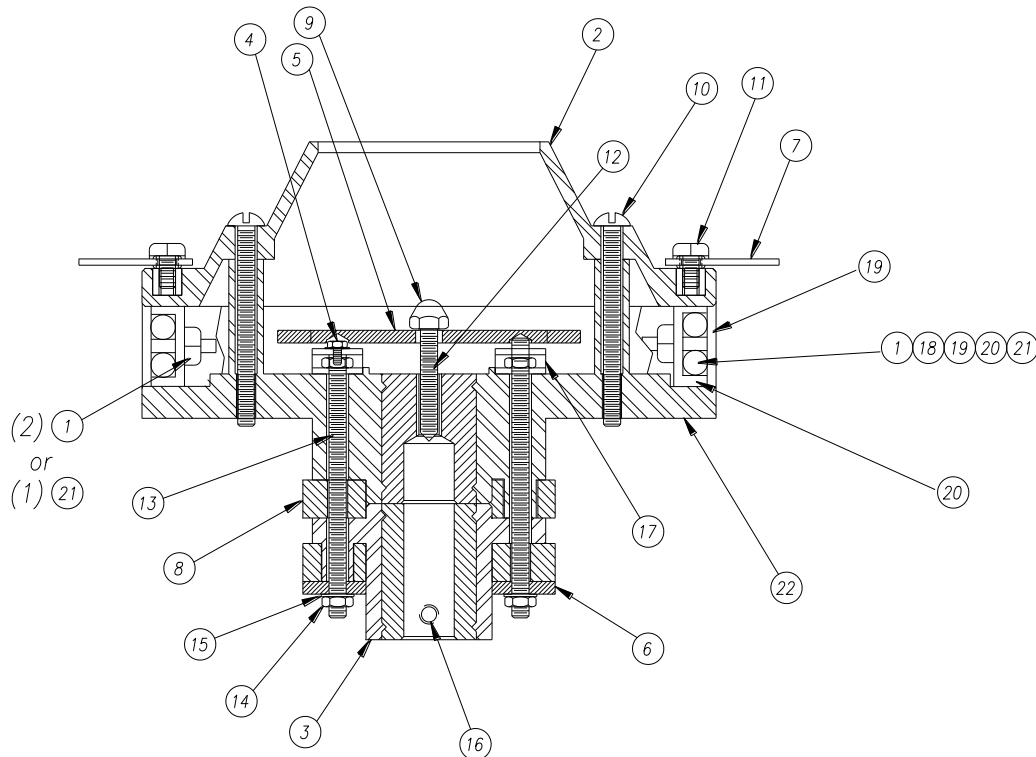
PARTS LIST-BREEZE FLOSS HEAD ASSEMBLY

Item No.	3030 Part No.	3030EX Part No.	Description	Qty./Machine
	42283T	42283TX	Spinner Head Complete	1
	42284T	42284T	Spinner Bottom	1
1	48767	48767	8-32 Locknut, Reversible	2
2	43166	43166	Spinner Cap, High Capacity	1
3	42281	42281	Lower Spinner Head	1
4	42045	42045	8-32 x 1/4" Hex Head Whiz Lock Screw	2
5	42162	42162	Terminal Guard, Phenolic	1
6	20054	20054	Bottom Washer, Phenolic	1
7	20010	20010	Leather Floater	2
8	42126	42126	Slip Ring 3/8" Wide	2
9	48041	48041	Acorn Nut, Nylon	1
10	20050	20050	Screw, #10-24 x 2 1/4"	4
11	89247	89247	Screw, #8-32 x 3/8 PH PAN	2
12	42413	42413	Set Screw, 1/4-20 x 2 3/4"	1
13	42127	42127	Slip Ring Stud	2
14	42301	42301	#10-32 Hex Nut, Brass	4
15	42215	42215	#10 External Tooth Washer	4
16	74125	74125	Set Screw, 1/4-20 x 3/8"	1
17	42305	42305	Terminal Assembly	2
18,19,20,21	48799	48799EX	Floss Band Assembly W/ Element Clamps, Counterweight & Nut	1
20	48798	48715	Floss Element Clamp/Bracket	3
21	48763	48763	Counterweight	1
22	42437	42437	Upper Spinner Head	1



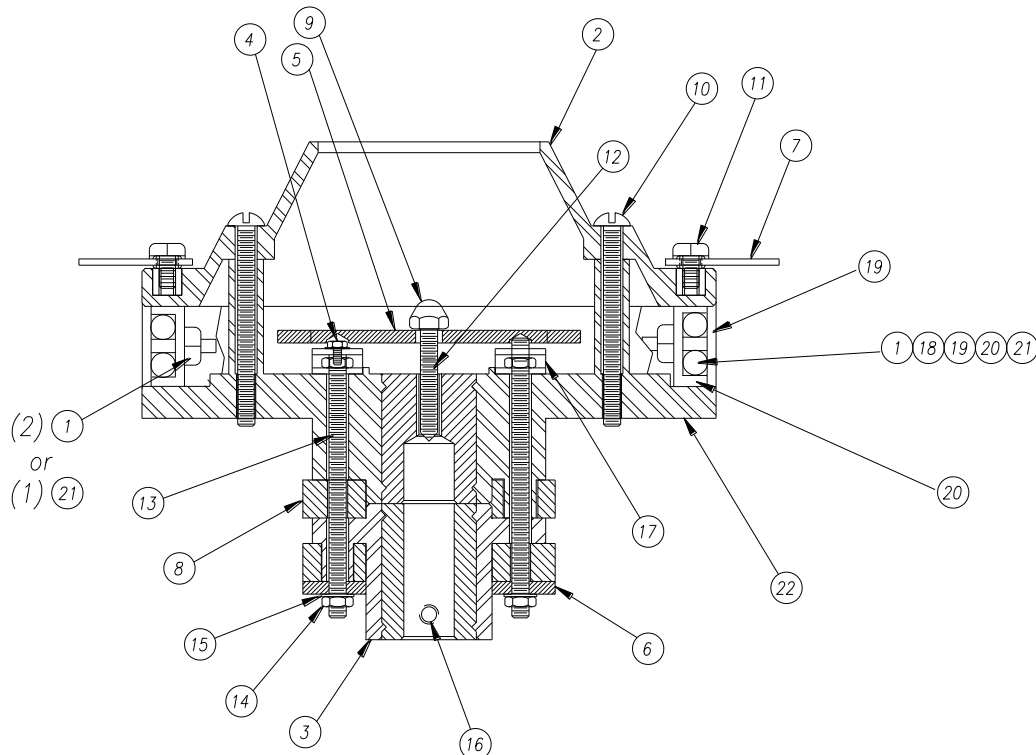
PARTS LIST-BREEZE FLOSS HEAD ASSEMBLY

Item No.	3030 Part No.	3030EX Part No.	Description	Qty./Machine
	42283T	42283TX	Spinner Head Complete	1
	42284T	42284T	Spinner Bottom	1
1	48767	48767	8-32 Locknut, Reversible	2
2	43166	43166	Spinner Cap, High Capacity	1
3	42281	42281	Lower Spinner Head	1
4	42045	42045	8-32 x 1/4" Hex Head Whiz Lock Screw	2
5	42162	42162	Terminal Guard, Phenolic	1
6	20054	20054	Bottom Washer, Phenolic	1
7	20010	20010	Leather Floater	2
8	42126	42126	Slip Ring 3/8" Wide	2
9	48041	48041	Acorn Nut, Nylon	1
10	20050	20050	Screw, #10-24 x 2 1/4"	4
11	89247	89247	Screw, #8-32 x 3/8 PH PAN	2
12	42413	42413	Set Screw, 1/4-20 x 2 3/4"	1
13	42127	42127	Slip Ring Stud	2
14	42301	42301	#10-32 Hex Nut, Brass	4
15	42215	42215	#10 External Tooth Washer	4
16	74125	74125	Set Screw, 1/4-20 x 3/8"	1
17	42305	42305	Terminal Assembly	2
18,19,20,21	48799	48799EX	Floss Band Assembly W/ Element Clamps, Counterweight & Nut	1
20	48798	48715	Floss Element Clamp/Bracket	3
21	48763	48763	Counterweight	1
22	42437	42437	Upper Spinner Head	1



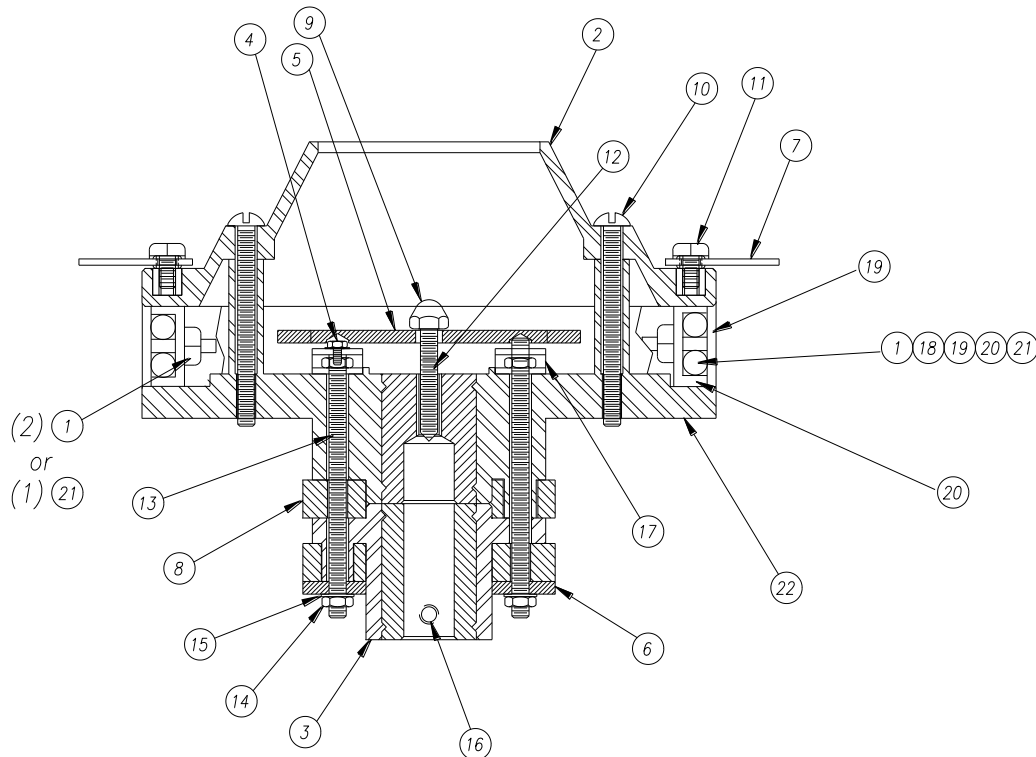
PARTS LIST-BREEZE FLOSS HEAD ASSEMBLY

Item No.	3030 Part No.	3030EX Part No.	Description	Qty./Machine
	42283T	42283TX	Spinner Head Complete	1
	42284T	42284T	Spinner Bottom	1
1	48767	48767	8-32 Locknut, Reversible	2
2	43166	43166	Spinner Cap, High Capacity	1
3	42281	42281	Lower Spinner Head	1
4	42045	42045	8-32 x 1/4" Hex Head Whiz Lock Screw	2
5	42162	42162	Terminal Guard, Phenolic	1
6	20054	20054	Bottom Washer, Phenolic	1
7	20010	20010	Leather Floater	2
8	42126	42126	Slip Ring 3/8" Wide	2
9	48041	48041	Acorn Nut, Nylon	1
10	20050	20050	Screw, #10-24 x 2 1/4"	4
11	89247	89247	Screw, #8-32 x 3/8 PH PAN	2
12	42413	42413	Set Screw, 1/4-20 x 2 3/4"	1
13	42127	42127	Slip Ring Stud	2
14	42301	42301	#10-32 Hex Nut, Brass	4
15	42215	42215	#10 External Tooth Washer	4
16	74125	74125	Set Screw, 1/4-20 x 3/8"	1
17	42305	42305	Terminal Assembly	2
18,19,20,21	48799	48799EX	Floss Band Assembly W/ Element Clamps, Counterweight & Nut	1
20	48798	48715	Floss Element Clamp/Bracket	3
21	48763	48763	Counterweight	1
22	42437	42437	Upper Spinner Head	1



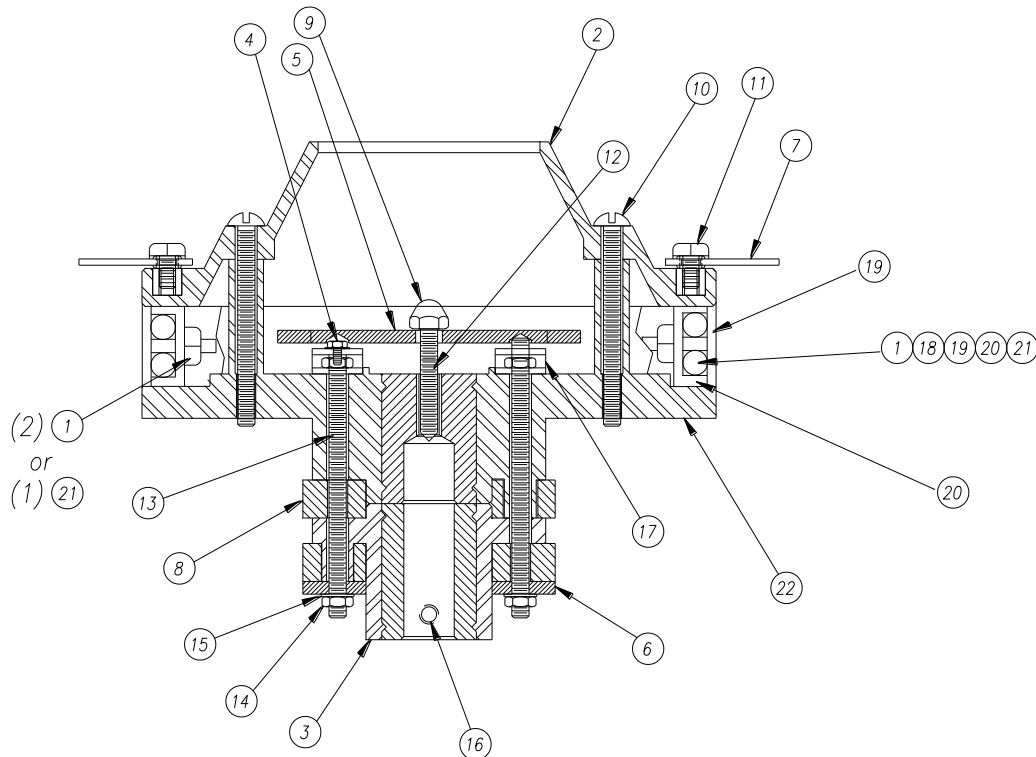
PARTS LIST-BREEZE FLOSS HEAD ASSEMBLY

Item No.	3030 Part No.	3030EX Part No.	Description	Qty./Machine
	42283T	42283TX	Spinner Head Complete	1
	42284T	42284T	Spinner Bottom	1
1	48767	48767	8-32 Locknut, Reversible	2
2	43166	43166	Spinner Cap, High Capacity	1
3	42281	42281	Lower Spinner Head	1
4	42045	42045	8-32 x 1/4" Hex Head Whiz Lock Screw	2
5	42162	42162	Terminal Guard, Phenolic	1
6	20054	20054	Bottom Washer, Phenolic	1
7	20010	20010	Leather Floater	2
8	42126	42126	Slip Ring 3/8" Wide	2
9	48041	48041	Acorn Nut, Nylon	1
10	20050	20050	Screw, #10-24 x 2 1/4"	4
11	89247	89247	Screw, #8-32 x 3/8 PH PAN	2
12	42413	42413	Set Screw, 1/4-20 x 2 3/4"	1
13	42127	42127	Slip Ring Stud	2
14	42301	42301	#10-32 Hex Nut, Brass	4
15	42215	42215	#10 External Tooth Washer	4
16	74125	74125	Set Screw, 1/4-20 x 3/8"	1
17	42305	42305	Terminal Assembly	2
18,19,20,21	48799	48799EX	Floss Band Assembly W/ Element Clamps, Counterweight & Nut	1
20	48798	48715	Floss Element Clamp/Bracket	3
21	48763	48763	Counterweight	1
22	42437	42437	Upper Spinner Head	1



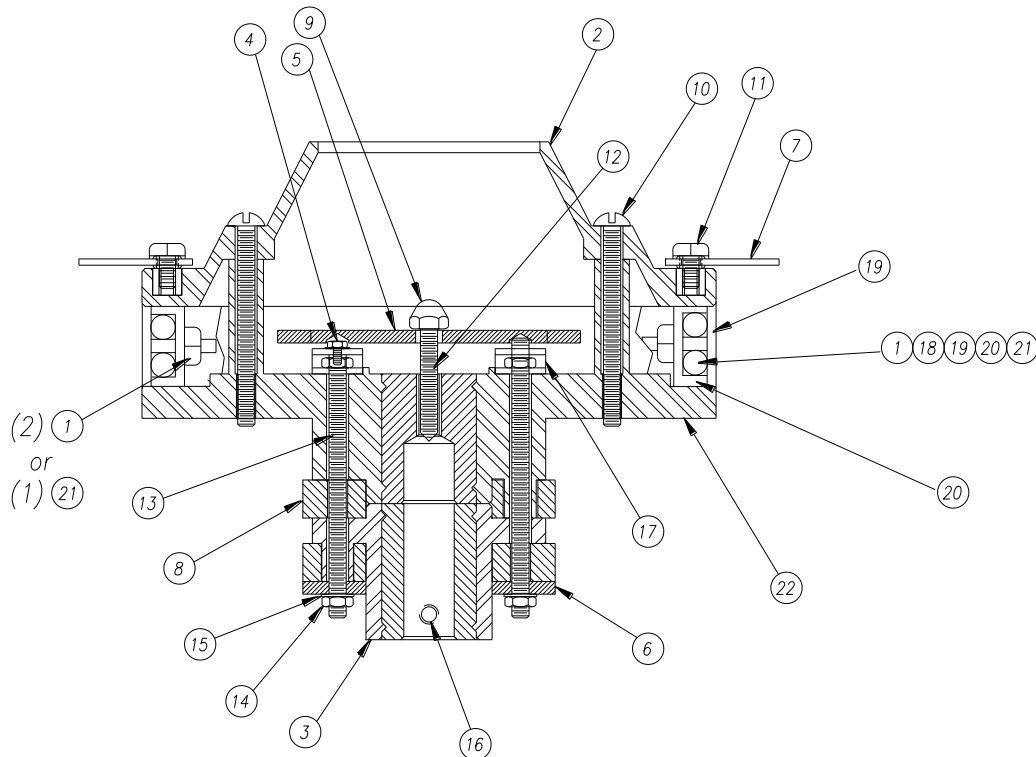
PARTS LIST-BREEZE FLOSS HEAD ASSEMBLY

Item No.	3030 Part No.	3030EX Part No.	Description	Qty./Machine
	42283T	42283TX	Spinner Head Complete	1
	42284T	42284T	Spinner Bottom	1
1	48767	48767	8-32 Locknut, Reversible	2
2	43166	43166	Spinner Cap, High Capacity	1
3	42281	42281	Lower Spinner Head	1
4	42045	42045	8-32 x 1/4" Hex Head Whiz Lock Screw	2
5	42162	42162	Terminal Guard, Phenolic	1
6	20054	20054	Bottom Washer, Phenolic	1
7	20010	20010	Leather Floater	2
8	42126	42126	Slip Ring 3/8" Wide	2
9	48041	48041	Acorn Nut, Nylon	1
10	20050	20050	Screw, #10-24 x 2 1/4"	4
11	89247	89247	Screw, #8-32 x 3/8 PH PAN	2
12	42413	42413	Set Screw, 1/4-20 x 2 3/4"	1
13	42127	42127	Slip Ring Stud	2
14	42301	42301	#10-32 Hex Nut, Brass	4
15	42215	42215	#10 External Tooth Washer	4
16	74125	74125	Set Screw, 1/4-20 x 3/8"	1
17	42305	42305	Terminal Assembly	2
18,19,20,21	48799	48799EX	Floss Band Assembly W/ Element Clamps, Counterweight & Nut	1
20	48798	48715	Floss Element Clamp/Bracket	3
21	48763	48763	Counterweight	1
22	42437	42437	Upper Spinner Head	1



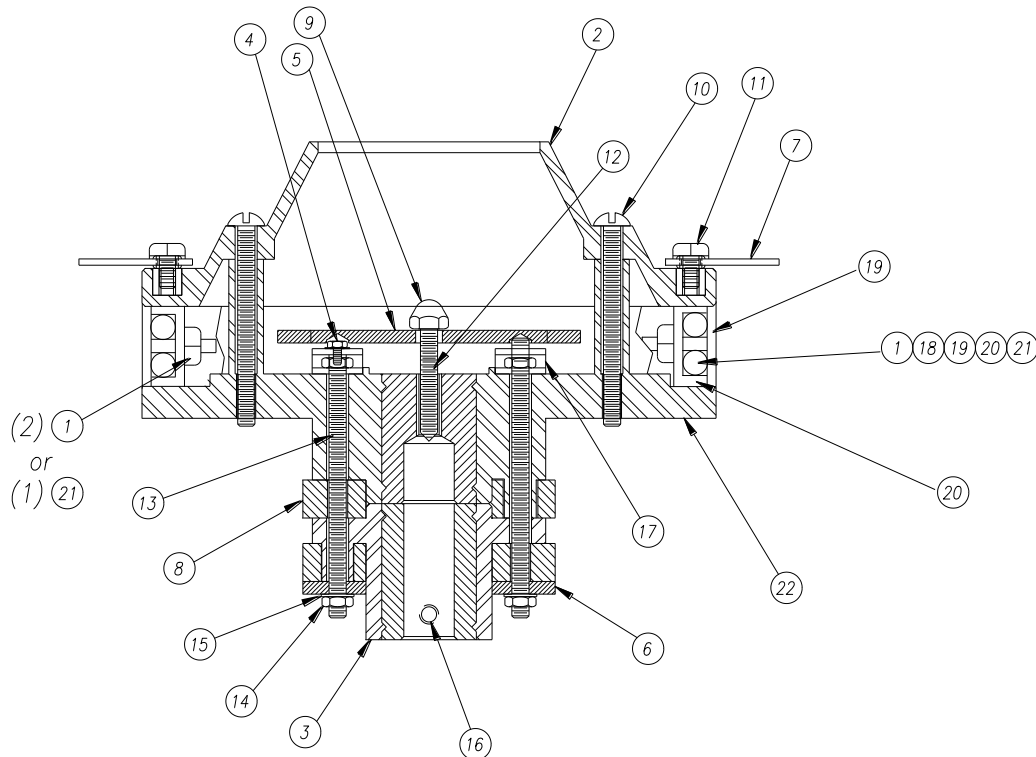
PARTS LIST-BREEZE FLOSS HEAD ASSEMBLY

Item No.	3030 Part No.	3030EX Part No.	Description	Qty./Machine
	42283T	42283TX	Spinner Head Complete	1
	42284T	42284T	Spinner Bottom	1
1	48767	48767	8-32 Locknut, Reversible	2
2	43166	43166	Spinner Cap, High Capacity	1
3	42281	42281	Lower Spinner Head	1
4	42045	42045	8-32 x 1/4" Hex Head Whiz Lock Screw	2
5	42162	42162	Terminal Guard, Phenolic	1
6	20054	20054	Bottom Washer, Phenolic	1
7	20010	20010	Leather Floater	2
8	42126	42126	Slip Ring 3/8" Wide	2
9	48041	48041	Acorn Nut, Nylon	1
10	20050	20050	Screw, #10-24 x 2 1/4"	4
11	89247	89247	Screw, #8-32 x 3/8 PH PAN	2
12	42413	42413	Set Screw, 1/4-20 x 2 3/4"	1
13	42127	42127	Slip Ring Stud	2
14	42301	42301	#10-32 Hex Nut, Brass	4
15	42215	42215	#10 External Tooth Washer	4
16	74125	74125	Set Screw, 1/4-20 x 3/8"	1
17	42305	42305	Terminal Assembly	2
18,19,20,21	48799	48799EX	Floss Band Assembly W/ Element Clamps, Counterweight & Nut	1
20	48798	48715	Floss Element Clamp/Bracket	3
21	48763	48763	Counterweight	1
22	42437	42437	Upper Spinner Head	1



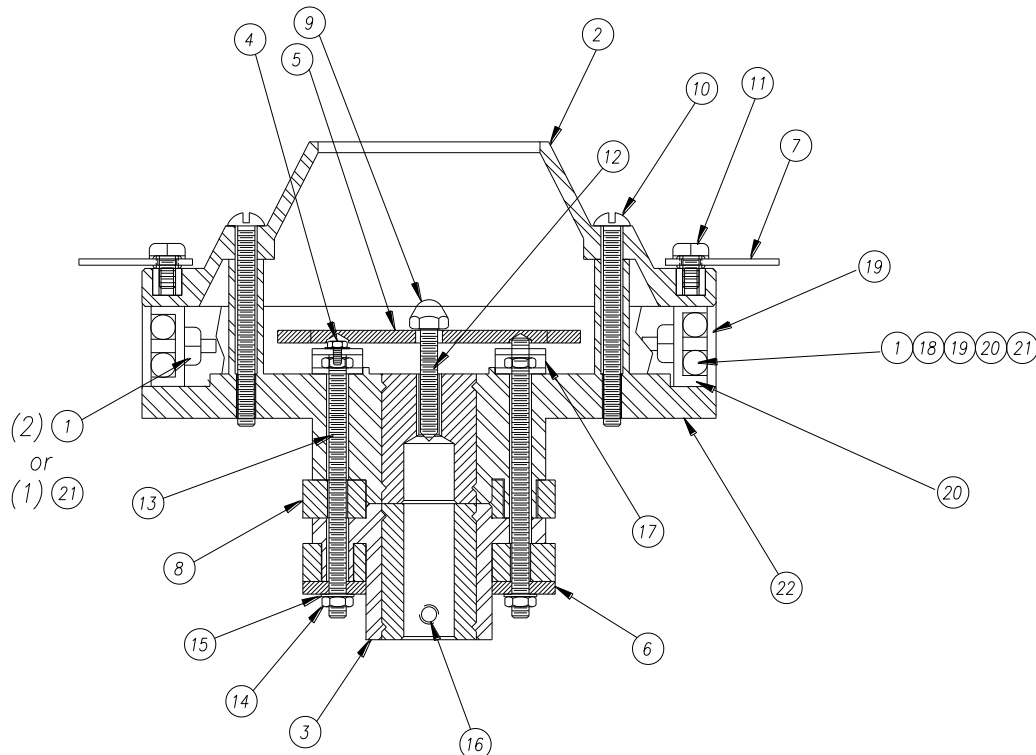
PARTS LIST-BREEZE FLOSS HEAD ASSEMBLY

Item No.	3030 Part No.	3030EX Part No.	Description	Qty./Machine
	42283T	42283TX	Spinner Head Complete	1
	42284T	42284T	Spinner Bottom	1
1	48767	48767	8-32 Locknut, Reversible	2
2	43166	43166	Spinner Cap, High Capacity	1
3	42281	42281	Lower Spinner Head	1
4	42045	42045	8-32 x 1/4" Hex Head Whiz Lock Screw	2
5	42162	42162	Terminal Guard, Phenolic	1
6	20054	20054	Bottom Washer, Phenolic	1
7	20010	20010	Leather Floater	2
8	42126	42126	Slip Ring 3/8" Wide	2
9	48041	48041	Acorn Nut, Nylon	1
10	20050	20050	Screw, #10-24 x 2 1/4"	4
11	89247	89247	Screw, #8-32 x 3/8 PH PAN	2
12	42413	42413	Set Screw, 1/4-20 x 2 3/4"	1
13	42127	42127	Slip Ring Stud	2
14	42301	42301	#10-32 Hex Nut, Brass	4
15	42215	42215	#10 External Tooth Washer	4
16	74125	74125	Set Screw, 1/4-20 x 3/8"	1
17	42305	42305	Terminal Assembly	2
18,19,20,21	48799	48799EX	Floss Band Assembly W/ Element Clamps, Counterweight & Nut	1
20	48798	48715	Floss Element Clamp/Bracket	3
21	48763	48763	Counterweight	1
22	42437	42437	Upper Spinner Head	1



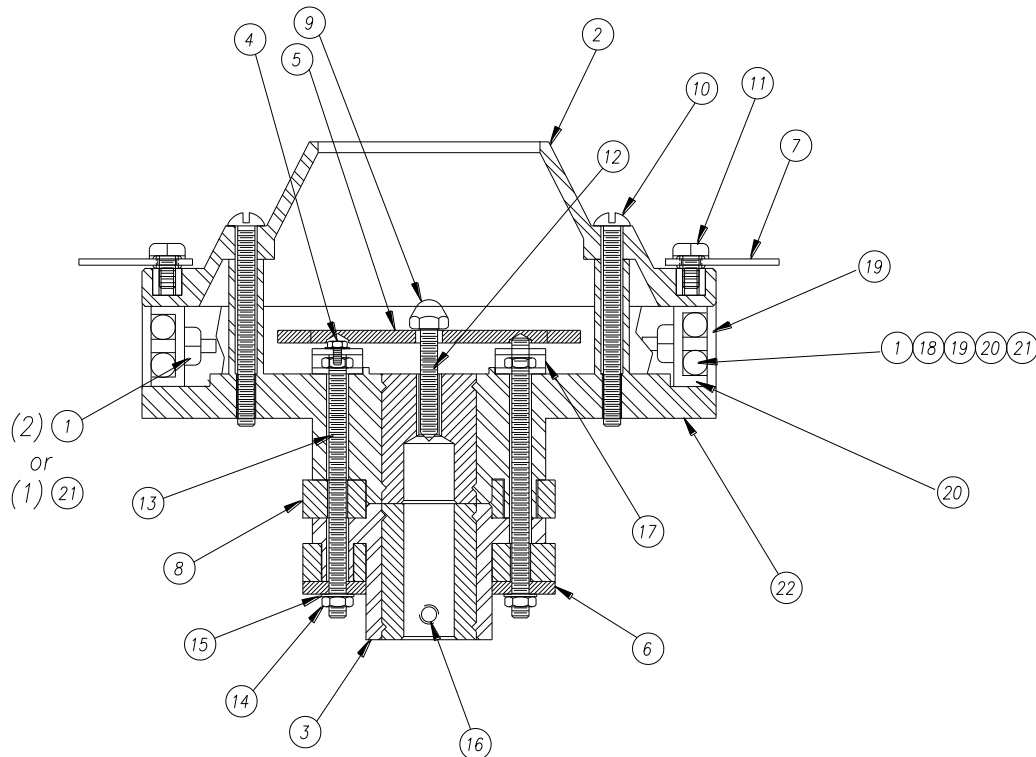
PARTS LIST-BREEZE FLOSS HEAD ASSEMBLY

Item No.	3030 Part No.	3030EX Part No.	Description	Qty./Machine
	42283T	42283TX	Spinner Head Complete	1
	42284T	42284T	Spinner Bottom	1
1	48767	48767	8-32 Locknut, Reversible	2
2	43166	43166	Spinner Cap, High Capacity	1
3	42281	42281	Lower Spinner Head	1
4	42045	42045	8-32 x 1/4" Hex Head Whiz Lock Screw	2
5	42162	42162	Terminal Guard, Phenolic	1
6	20054	20054	Bottom Washer, Phenolic	1
7	20010	20010	Leather Floater	2
8	42126	42126	Slip Ring 3/8" Wide	2
9	48041	48041	Acorn Nut, Nylon	1
10	20050	20050	Screw, #10-24 x 2 1/4"	4
11	89247	89247	Screw, #8-32 x 3/8 PH PAN	2
12	42413	42413	Set Screw, 1/4-20 x 2 3/4"	1
13	42127	42127	Slip Ring Stud	2
14	42301	42301	#10-32 Hex Nut, Brass	4
15	42215	42215	#10 External Tooth Washer	4
16	74125	74125	Set Screw, 1/4-20 x 3/8"	1
17	42305	42305	Terminal Assembly	2
18,19,20,21	48799	48799EX	Floss Band Assembly W/ Element Clamps, Counterweight & Nut	1
20	48798	48715	Floss Element Clamp/Bracket	3
21	48763	48763	Counterweight	1
22	42437	42437	Upper Spinner Head	1



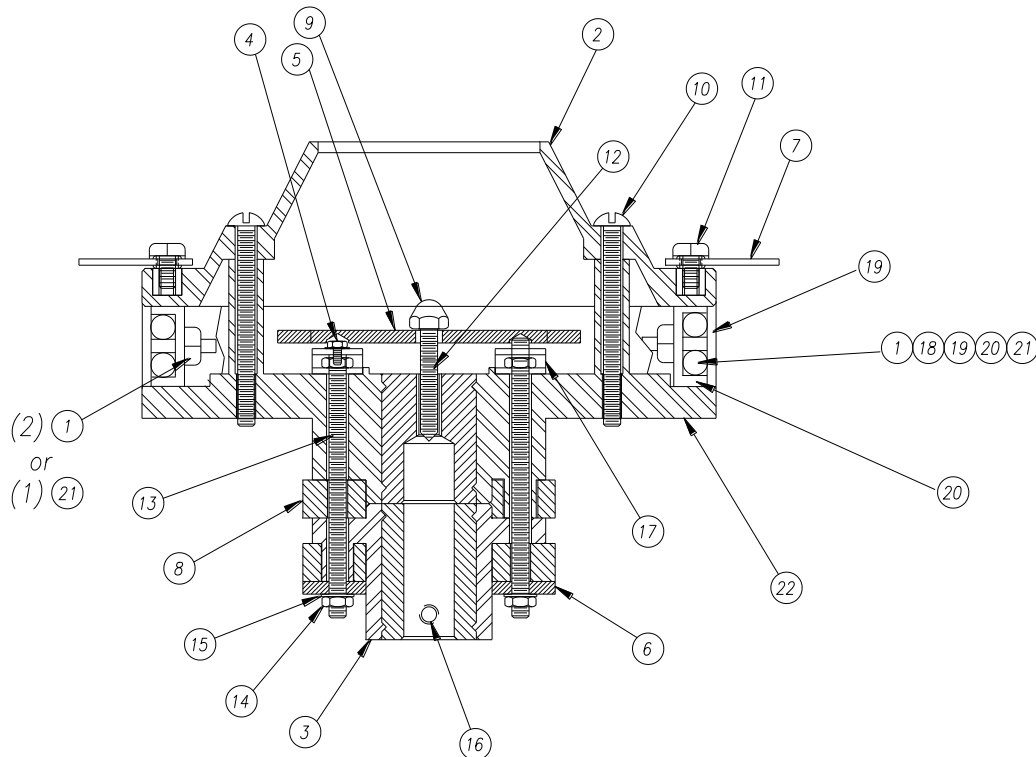
PARTS LIST-BREEZE FLOSS HEAD ASSEMBLY

Item No.	3030 Part No.	3030EX Part No.	Description	Qty./Machine
	42283T	42283TX	Spinner Head Complete	1
	42284T	42284T	Spinner Bottom	1
1	48767	48767	8-32 Locknut, Reversible	2
2	43166	43166	Spinner Cap, High Capacity	1
3	42281	42281	Lower Spinner Head	1
4	42045	42045	8-32 x 1/4" Hex Head Whiz Lock Screw	2
5	42162	42162	Terminal Guard, Phenolic	1
6	20054	20054	Bottom Washer, Phenolic	1
7	20010	20010	Leather Floater	2
8	42126	42126	Slip Ring 3/8" Wide	2
9	48041	48041	Acorn Nut, Nylon	1
10	20050	20050	Screw, #10-24 x 2 1/4"	4
11	89247	89247	Screw, #8-32 x 3/8 PH PAN	2
12	42413	42413	Set Screw, 1/4-20 x 2 3/4"	1
13	42127	42127	Slip Ring Stud	2
14	42301	42301	#10-32 Hex Nut, Brass	4
15	42215	42215	#10 External Tooth Washer	4
16	74125	74125	Set Screw, 1/4-20 x 3/8"	1
17	42305	42305	Terminal Assembly	2
18,19,20,21	48799	48799EX	Floss Band Assembly W/ Element Clamps, Counterweight & Nut	1
20	48798	48715	Floss Element Clamp/Bracket	3
21	48763	48763	Counterweight	1
22	42437	42437	Upper Spinner Head	1



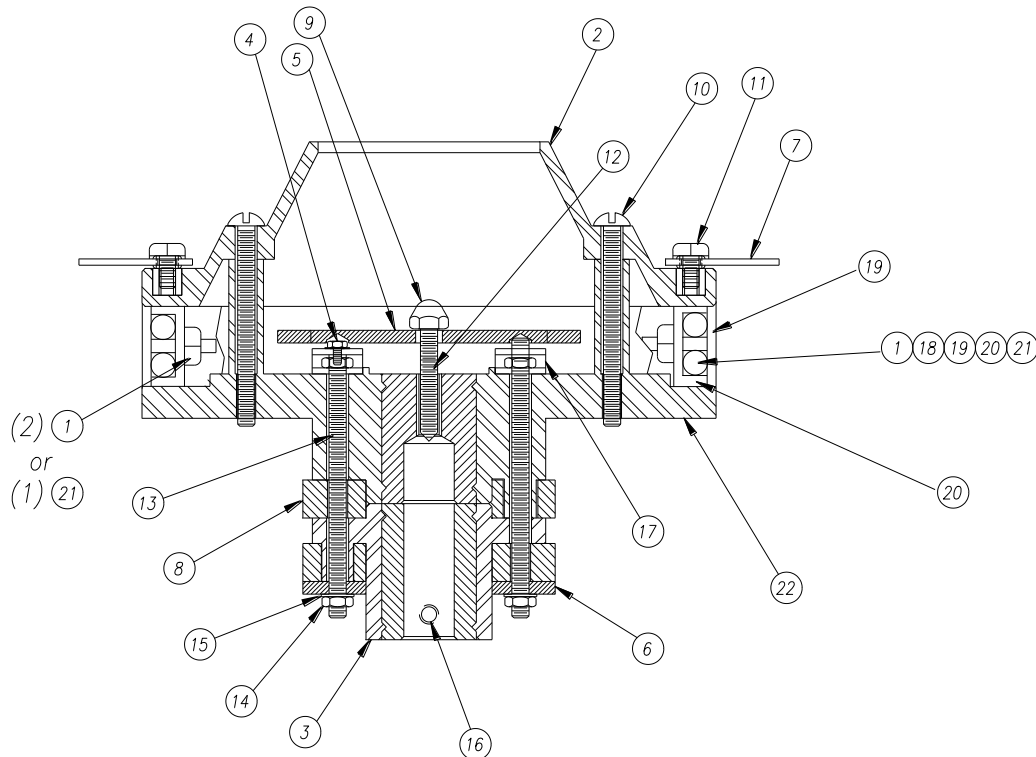
PARTS LIST-BREEZE FLOSS HEAD ASSEMBLY

Item No.	3030 Part No.	3030EX Part No.	Description	Qty./Machine
	42283T	42283TX	Spinner Head Complete	1
	42284T	42284T	Spinner Bottom	1
1	48767	48767	8-32 Locknut, Reversible	2
2	43166	43166	Spinner Cap, High Capacity	1
3	42281	42281	Lower Spinner Head	1
4	42045	42045	8-32 x 1/4" Hex Head Whiz Lock Screw	2
5	42162	42162	Terminal Guard, Phenolic	1
6	20054	20054	Bottom Washer, Phenolic	1
7	20010	20010	Leather Floater	2
8	42126	42126	Slip Ring 3/8" Wide	2
9	48041	48041	Acorn Nut, Nylon	1
10	20050	20050	Screw, #10-24 x 2 1/4"	4
11	89247	89247	Screw, #8-32 x 3/8 PH PAN	2
12	42413	42413	Set Screw, 1/4-20 x 2 3/4"	1
13	42127	42127	Slip Ring Stud	2
14	42301	42301	#10-32 Hex Nut, Brass	4
15	42215	42215	#10 External Tooth Washer	4
16	74125	74125	Set Screw, 1/4-20 x 3/8"	1
17	42305	42305	Terminal Assembly	2
18,19,20,21	48799	48799EX	Floss Band Assembly W/ Element Clamps, Counterweight & Nut	1
20	48798	48715	Floss Element Clamp/Bracket	3
21	48763	48763	Counterweight	1
22	42437	42437	Upper Spinner Head	1



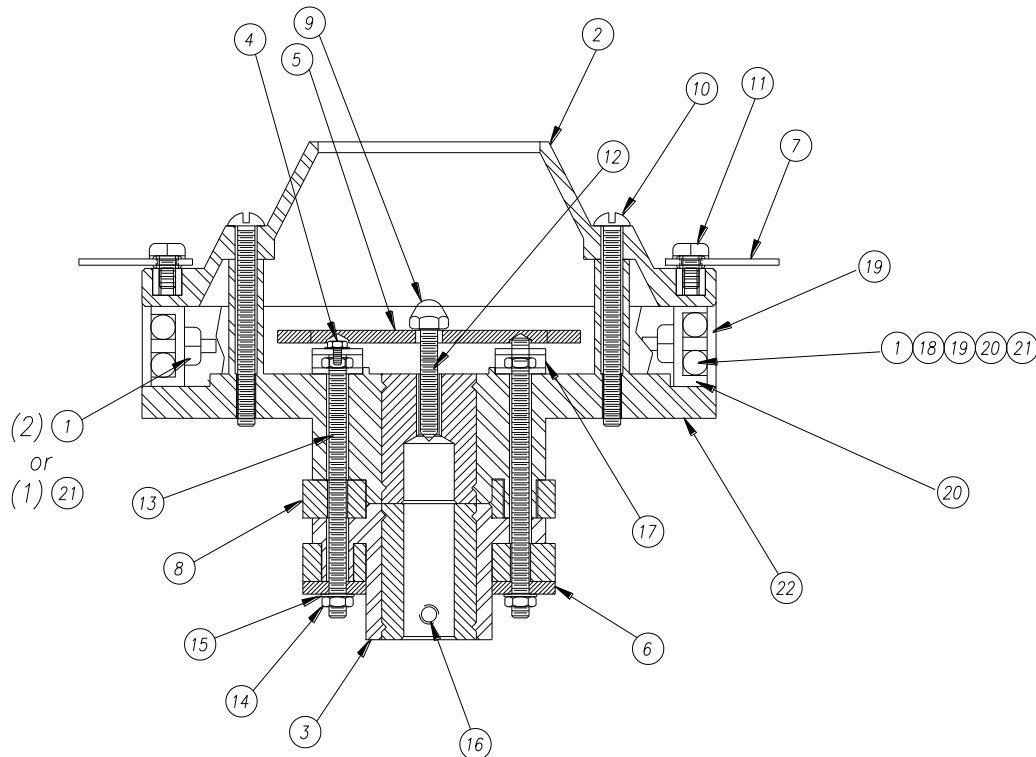
PARTS LIST-BREEZE FLOSS HEAD ASSEMBLY

Item No.	3030 Part No.	3030EX Part No.	Description	Qty./Machine
	42283T	42283TX	Spinner Head Complete	1
	42284T	42284T	Spinner Bottom	1
1	48767	48767	8-32 Locknut, Reversible	2
2	43166	43166	Spinner Cap, High Capacity	1
3	42281	42281	Lower Spinner Head	1
4	42045	42045	8-32 x 1/4" Hex Head Whiz Lock Screw	2
5	42162	42162	Terminal Guard, Phenolic	1
6	20054	20054	Bottom Washer, Phenolic	1
7	20010	20010	Leather Floater	2
8	42126	42126	Slip Ring 3/8" Wide	2
9	48041	48041	Acorn Nut, Nylon	1
10	20050	20050	Screw, #10-24 x 2 1/4"	4
11	89247	89247	Screw, #8-32 x 3/8 PH PAN	2
12	42413	42413	Set Screw, 1/4-20 x 2 3/4"	1
13	42127	42127	Slip Ring Stud	2
14	42301	42301	#10-32 Hex Nut, Brass	4
15	42215	42215	#10 External Tooth Washer	4
16	74125	74125	Set Screw, 1/4-20 x 3/8"	1
17	42305	42305	Terminal Assembly	2
18,19,20,21	48799	48799EX	Floss Band Assembly W/ Element Clamps, Counterweight & Nut	1
20	48798	48715	Floss Element Clamp/Bracket	3
21	48763	48763	Counterweight	1
22	42437	42437	Upper Spinner Head	1



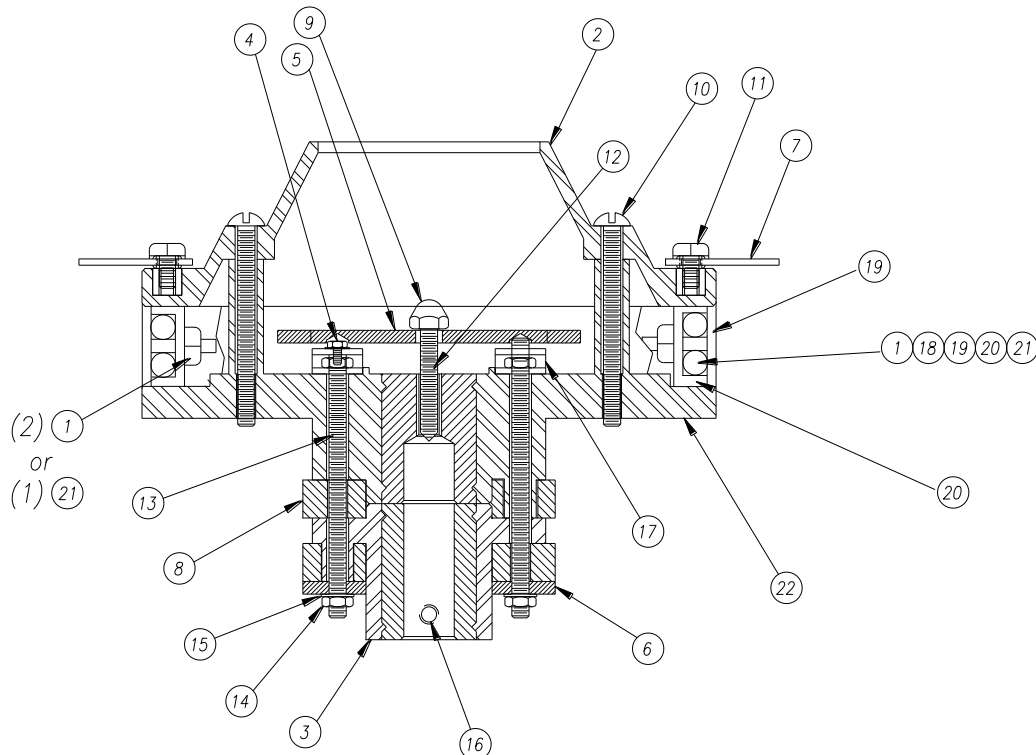
PARTS LIST-BREEZE FLOSS HEAD ASSEMBLY

Item No.	3030 Part No.	3030EX Part No.	Description	Qty./Machine
	42283T	42283TX	Spinner Head Complete	1
	42284T	42284T	Spinner Bottom	1
1	48767	48767	8-32 Locknut, Reversible	2
2	43166	43166	Spinner Cap, High Capacity	1
3	42281	42281	Lower Spinner Head	1
4	42045	42045	8-32 x 1/4" Hex Head Whiz Lock Screw	2
5	42162	42162	Terminal Guard, Phenolic	1
6	20054	20054	Bottom Washer, Phenolic	1
7	20010	20010	Leather Floater	2
8	42126	42126	Slip Ring 3/8" Wide	2
9	48041	48041	Acorn Nut, Nylon	1
10	20050	20050	Screw, #10-24 x 2 1/4"	4
11	89247	89247	Screw, #8-32 x 3/8 PH PAN	2
12	42413	42413	Set Screw, 1/4-20 x 2 3/4"	1
13	42127	42127	Slip Ring Stud	2
14	42301	42301	#10-32 Hex Nut, Brass	4
15	42215	42215	#10 External Tooth Washer	4
16	74125	74125	Set Screw, 1/4-20 x 3/8"	1
17	42305	42305	Terminal Assembly	2
18,19,20,21	48799	48799EX	Floss Band Assembly W/ Element Clamps, Counterweight & Nut	1
20	48798	48715	Floss Element Clamp/Bracket	3
21	48763	48763	Counterweight	1
22	42437	42437	Upper Spinner Head	1



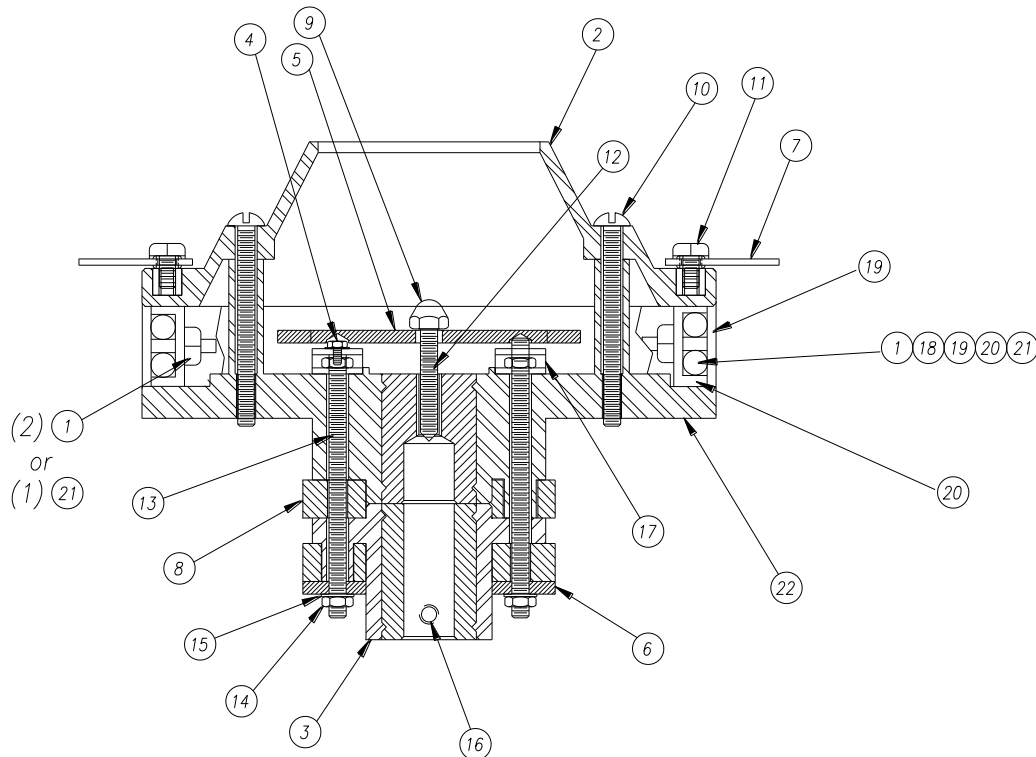
PARTS LIST-BREEZE FLOSS HEAD ASSEMBLY

Item No.	3030 Part No.	3030EX Part No.	Description	Qty./Machine
	42283T	42283TX	Spinner Head Complete	1
	42284T	42284T	Spinner Bottom	1
1	48767	48767	8-32 Locknut, Reversible	2
2	43166	43166	Spinner Cap, High Capacity	1
3	42281	42281	Lower Spinner Head	1
4	42045	42045	8-32 x 1/4" Hex Head Whiz Lock Screw	2
5	42162	42162	Terminal Guard, Phenolic	1
6	20054	20054	Bottom Washer, Phenolic	1
7	20010	20010	Leather Floater	2
8	42126	42126	Slip Ring 3/8" Wide	2
9	48041	48041	Acorn Nut, Nylon	1
10	20050	20050	Screw, #10-24 x 2 1/4"	4
11	89247	89247	Screw, #8-32 x 3/8 PH PAN	2
12	42413	42413	Set Screw, 1/4-20 x 2 3/4"	1
13	42127	42127	Slip Ring Stud	2
14	42301	42301	#10-32 Hex Nut, Brass	4
15	42215	42215	#10 External Tooth Washer	4
16	74125	74125	Set Screw, 1/4-20 x 3/8"	1
17	42305	42305	Terminal Assembly	2
18,19,20,21	48799	48799EX	Floss Band Assembly W/ Element Clamps, Counterweight & Nut	1
20	48798	48715	Floss Element Clamp/Bracket	3
21	48763	48763	Counterweight	1
22	42437	42437	Upper Spinner Head	1



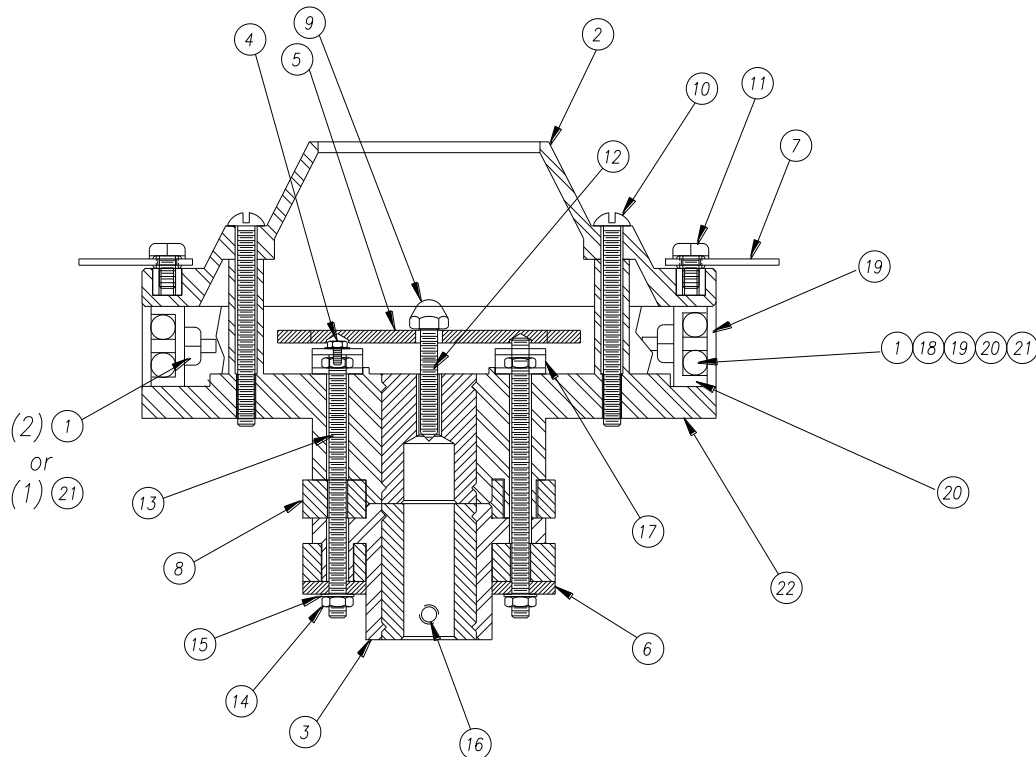
PARTS LIST-BREEZE FLOSS HEAD ASSEMBLY

Item No.	3030 Part No.	3030EX Part No.	Description	Qty./Machine
	42283T	42283TX	Spinner Head Complete	1
	42284T	42284T	Spinner Bottom	1
1	48767	48767	8-32 Locknut, Reversible	2
2	43166	43166	Spinner Cap, High Capacity	1
3	42281	42281	Lower Spinner Head	1
4	42045	42045	8-32 x 1/4" Hex Head Whiz Lock Screw	2
5	42162	42162	Terminal Guard, Phenolic	1
6	20054	20054	Bottom Washer, Phenolic	1
7	20010	20010	Leather Floater	2
8	42126	42126	Slip Ring 3/8" Wide	2
9	48041	48041	Acorn Nut, Nylon	1
10	20050	20050	Screw, #10-24 x 2 1/4"	4
11	89247	89247	Screw, #8-32 x 3/8 PH PAN	2
12	42413	42413	Set Screw, 1/4-20 x 2 3/4"	1
13	42127	42127	Slip Ring Stud	2
14	42301	42301	#10-32 Hex Nut, Brass	4
15	42215	42215	#10 External Tooth Washer	4
16	74125	74125	Set Screw, 1/4-20 x 3/8"	1
17	42305	42305	Terminal Assembly	2
18,19,20,21	48799	48799EX	Floss Band Assembly W/ Element Clamps, Counterweight & Nut	1
20	48798	48715	Floss Element Clamp/Bracket	3
21	48763	48763	Counterweight	1
22	42437	42437	Upper Spinner Head	1



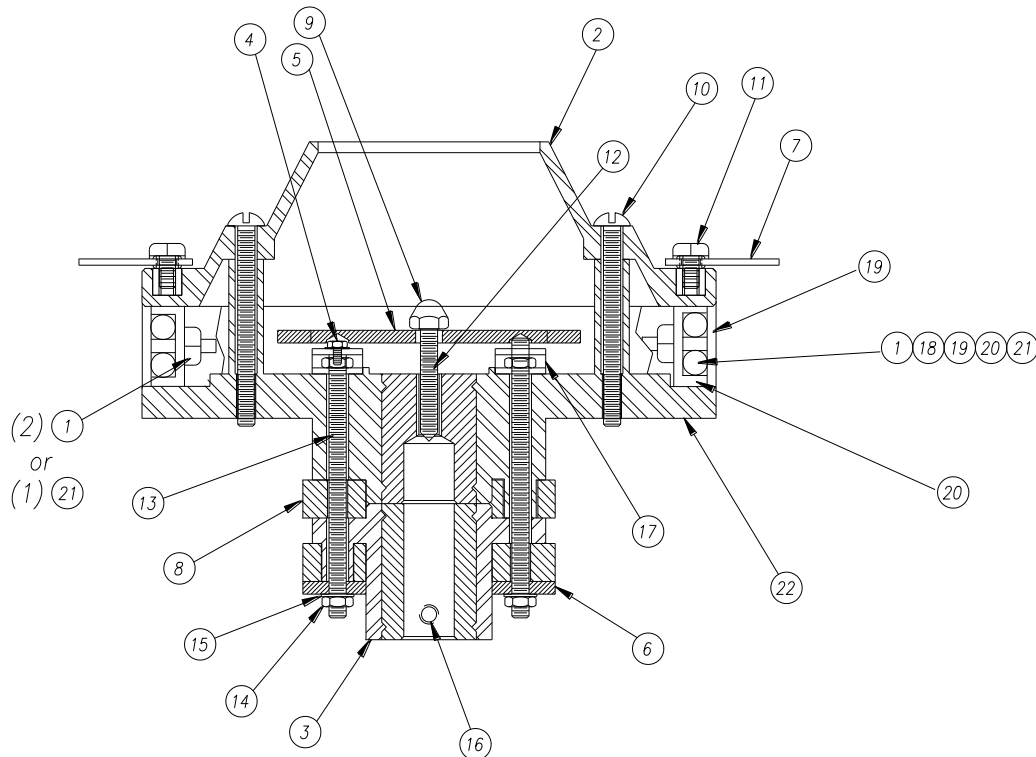
PARTS LIST-BREEZE FLOSS HEAD ASSEMBLY

Item No.	3030 Part No.	3030EX Part No.	Description	Qty./Machine
	42283T	42283TX	Spinner Head Complete	1
	42284T	42284T	Spinner Bottom	1
1	48767	48767	8-32 Locknut, Reversible	2
2	43166	43166	Spinner Cap, High Capacity	1
3	42281	42281	Lower Spinner Head	1
4	42045	42045	8-32 x 1/4" Hex Head Whiz Lock Screw	2
5	42162	42162	Terminal Guard, Phenolic	1
6	20054	20054	Bottom Washer, Phenolic	1
7	20010	20010	Leather Floater	2
8	42126	42126	Slip Ring 3/8" Wide	2
9	48041	48041	Acorn Nut, Nylon	1
10	20050	20050	Screw, #10-24 x 2 1/4"	4
11	89247	89247	Screw, #8-32 x 3/8 PH PAN	2
12	42413	42413	Set Screw, 1/4-20 x 2 3/4"	1
13	42127	42127	Slip Ring Stud	2
14	42301	42301	#10-32 Hex Nut, Brass	4
15	42215	42215	#10 External Tooth Washer	4
16	74125	74125	Set Screw, 1/4-20 x 3/8"	1
17	42305	42305	Terminal Assembly	2
18,19,20,21	48799	48799EX	Floss Band Assembly W/ Element Clamps, Counterweight & Nut	1
20	48798	48715	Floss Element Clamp/Bracket	3
21	48763	48763	Counterweight	1
22	42437	42437	Upper Spinner Head	1



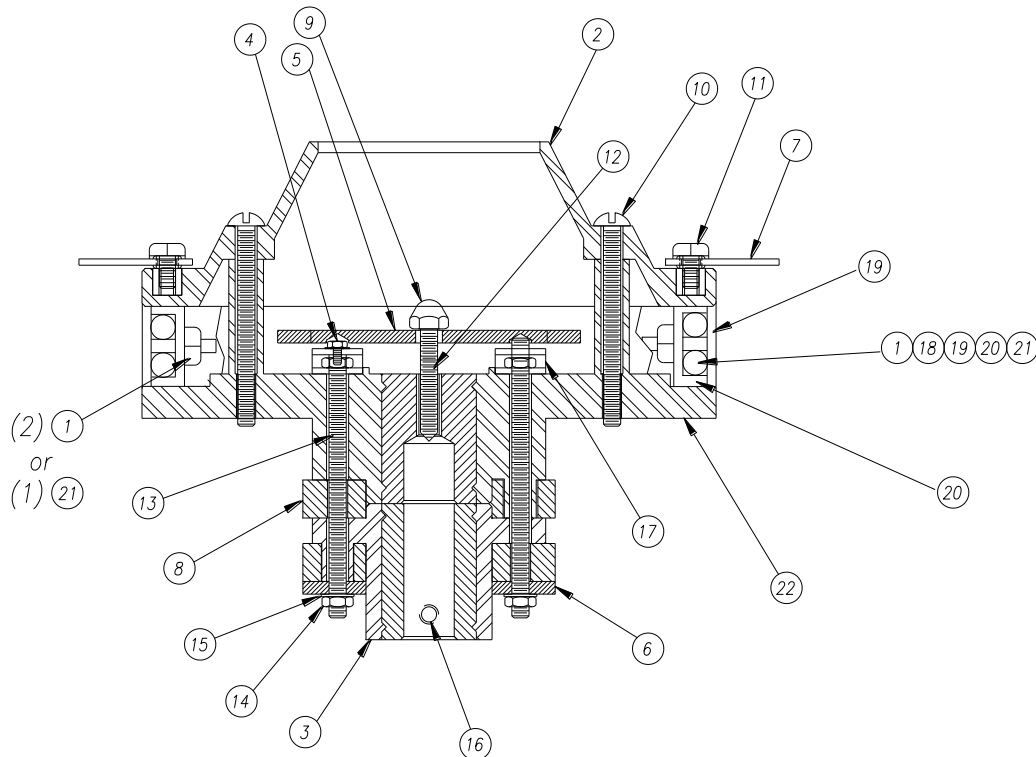
PARTS LIST-BREEZE FLOSS HEAD ASSEMBLY

Item No.	3030 Part No.	3030EX Part No.	Description	Qty./Machine
	42283T	42283TX	Spinner Head Complete	1
	42284T	42284T	Spinner Bottom	1
1	48767	48767	8-32 Locknut, Reversible	2
2	43166	43166	Spinner Cap, High Capacity	1
3	42281	42281	Lower Spinner Head	1
4	42045	42045	8-32 x 1/4" Hex Head Whiz Lock Screw	2
5	42162	42162	Terminal Guard, Phenolic	1
6	20054	20054	Bottom Washer, Phenolic	1
7	20010	20010	Leather Floater	2
8	42126	42126	Slip Ring 3/8" Wide	2
9	48041	48041	Acorn Nut, Nylon	1
10	20050	20050	Screw, #10-24 x 2 1/4"	4
11	89247	89247	Screw, #8-32 x 3/8 PH PAN	2
12	42413	42413	Set Screw, 1/4-20 x 2 3/4"	1
13	42127	42127	Slip Ring Stud	2
14	42301	42301	#10-32 Hex Nut, Brass	4
15	42215	42215	#10 External Tooth Washer	4
16	74125	74125	Set Screw, 1/4-20 x 3/8"	1
17	42305	42305	Terminal Assembly	2
18,19,20,21	48799	48799EX	Floss Band Assembly W/ Element Clamps, Counterweight & Nut	1
20	48798	48715	Floss Element Clamp/Bracket	3
21	48763	48763	Counterweight	1
22	42437	42437	Upper Spinner Head	1



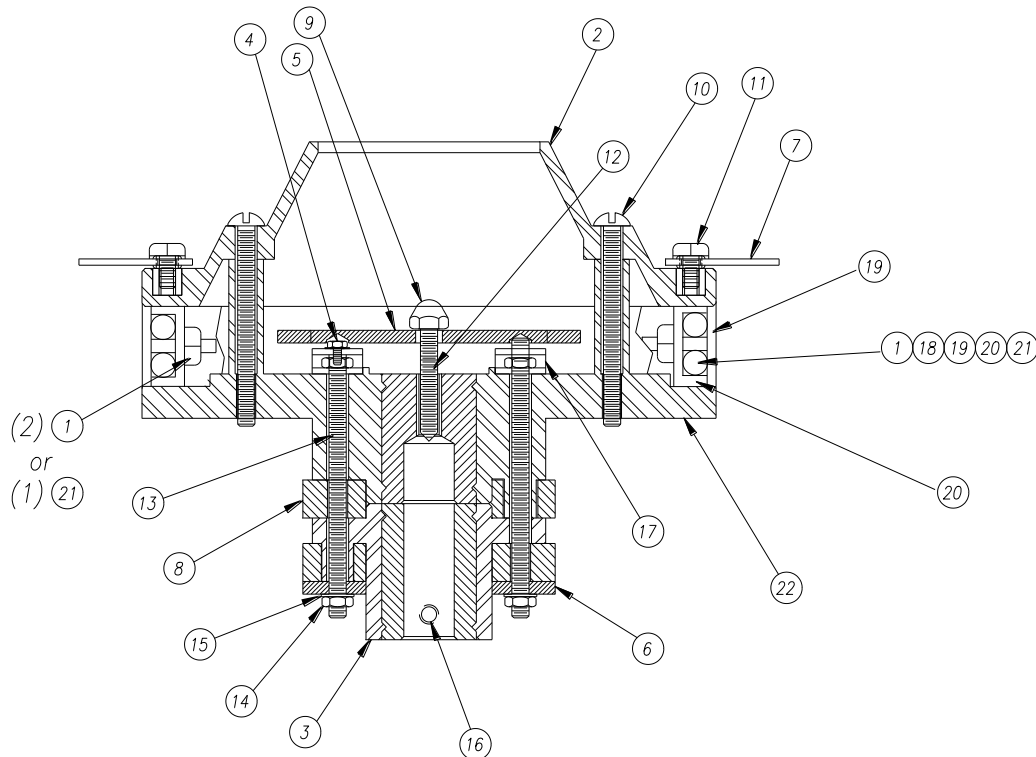
PARTS LIST-BREEZE FLOSS HEAD ASSEMBLY

Item No.	3030 Part No.	3030EX Part No.	Description	Qty./Machine
	42283T	42283TX	Spinner Head Complete	1
	42284T	42284T	Spinner Bottom	1
1	48767	48767	8-32 Locknut, Reversible	2
2	43166	43166	Spinner Cap, High Capacity	1
3	42281	42281	Lower Spinner Head	1
4	42045	42045	8-32 x 1/4" Hex Head Whiz Lock Screw	2
5	42162	42162	Terminal Guard, Phenolic	1
6	20054	20054	Bottom Washer, Phenolic	1
7	20010	20010	Leather Floater	2
8	42126	42126	Slip Ring 3/8" Wide	2
9	48041	48041	Acorn Nut, Nylon	1
10	20050	20050	Screw, #10-24 x 2 1/4"	4
11	89247	89247	Screw, #8-32 x 3/8 PH PAN	2
12	42413	42413	Set Screw, 1/4-20 x 2 3/4"	1
13	42127	42127	Slip Ring Stud	2
14	42301	42301	#10-32 Hex Nut, Brass	4
15	42215	42215	#10 External Tooth Washer	4
16	74125	74125	Set Screw, 1/4-20 x 3/8"	1
17	42305	42305	Terminal Assembly	2
18,19,20,21	48799	48799EX	Floss Band Assembly W/ Element Clamps, Counterweight & Nut	1
20	48798	48715	Floss Element Clamp/Bracket	3
21	48763	48763	Counterweight	1
22	42437	42437	Upper Spinner Head	1



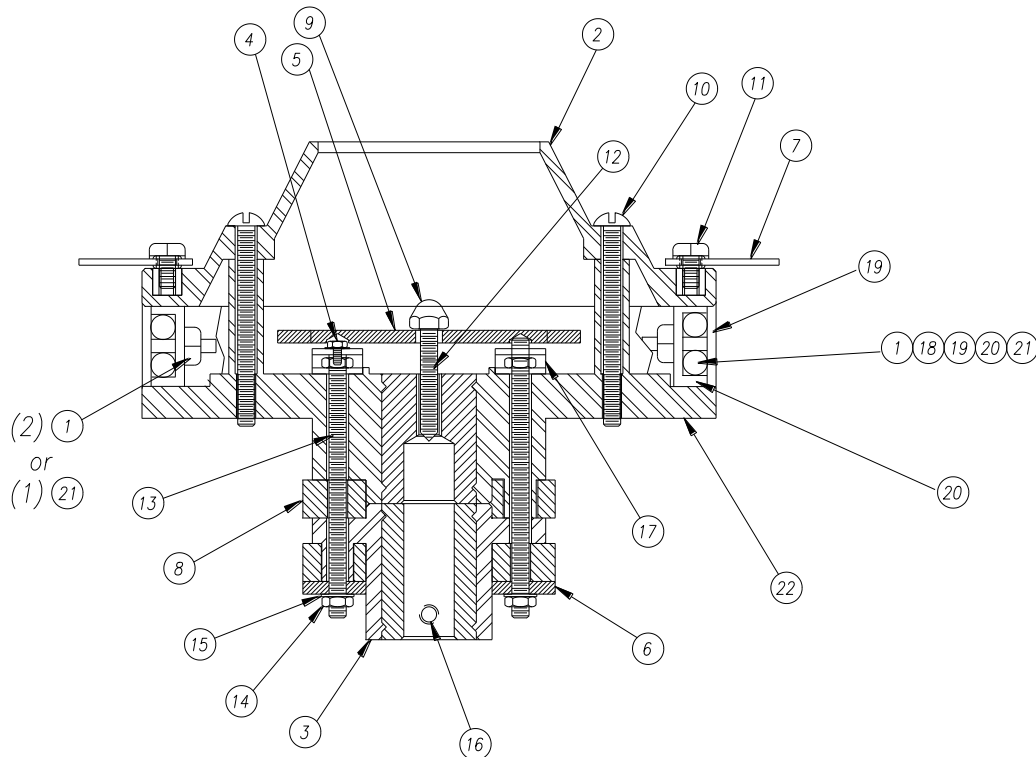
PARTS LIST-BREEZE FLOSS HEAD ASSEMBLY

Item No.	3030 Part No.	3030EX Part No.	Description	Qty./Machine
	42283T	42283TX	Spinner Head Complete	1
	42284T	42284T	Spinner Bottom	1
1	48767	48767	8-32 Locknut, Reversible	2
2	43166	43166	Spinner Cap, High Capacity	1
3	42281	42281	Lower Spinner Head	1
4	42045	42045	8-32 x 1/4" Hex Head Whiz Lock Screw	2
5	42162	42162	Terminal Guard, Phenolic	1
6	20054	20054	Bottom Washer, Phenolic	1
7	20010	20010	Leather Floater	2
8	42126	42126	Slip Ring 3/8" Wide	2
9	48041	48041	Acorn Nut, Nylon	1
10	20050	20050	Screw, #10-24 x 2 1/4"	4
11	89247	89247	Screw, #8-32 x 3/8 PH PAN	2
12	42413	42413	Set Screw, 1/4-20 x 2 3/4"	1
13	42127	42127	Slip Ring Stud	2
14	42301	42301	#10-32 Hex Nut, Brass	4
15	42215	42215	#10 External Tooth Washer	4
16	74125	74125	Set Screw, 1/4-20 x 3/8"	1
17	42305	42305	Terminal Assembly	2
18,19,20,21	48799	48799EX	Floss Band Assembly W/ Element Clamps, Counterweight & Nut	1
20	48798	48715	Floss Element Clamp/Bracket	3
21	48763	48763	Counterweight	1
22	42437	42437	Upper Spinner Head	1



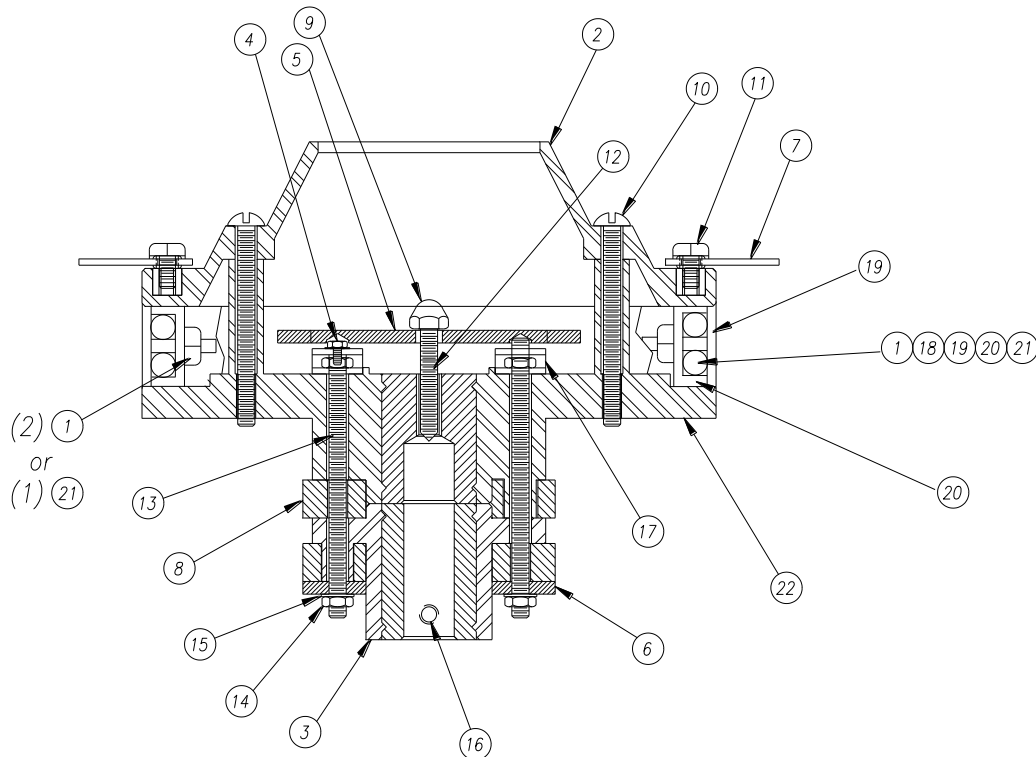
PARTS LIST-BREEZE FLOSS HEAD ASSEMBLY

Item No.	3030 Part No.	3030EX Part No.	Description	Qty./Machine
	42283T	42283TX	Spinner Head Complete	1
	42284T	42284T	Spinner Bottom	1
1	48767	48767	8-32 Locknut, Reversible	2
2	43166	43166	Spinner Cap, High Capacity	1
3	42281	42281	Lower Spinner Head	1
4	42045	42045	8-32 x 1/4" Hex Head Whiz Lock Screw	2
5	42162	42162	Terminal Guard, Phenolic	1
6	20054	20054	Bottom Washer, Phenolic	1
7	20010	20010	Leather Floater	2
8	42126	42126	Slip Ring 3/8" Wide	2
9	48041	48041	Acorn Nut, Nylon	1
10	20050	20050	Screw, #10-24 x 2 1/4"	4
11	89247	89247	Screw, #8-32 x 3/8 PH PAN	2
12	42413	42413	Set Screw, 1/4-20 x 2 3/4"	1
13	42127	42127	Slip Ring Stud	2
14	42301	42301	#10-32 Hex Nut, Brass	4
15	42215	42215	#10 External Tooth Washer	4
16	74125	74125	Set Screw, 1/4-20 x 3/8"	1
17	42305	42305	Terminal Assembly	2
18,19,20,21	48799	48799EX	Floss Band Assembly W/ Element Clamps, Counterweight & Nut	1
20	48798	48715	Floss Element Clamp/Bracket	3
21	48763	48763	Counterweight	1
22	42437	42437	Upper Spinner Head	1



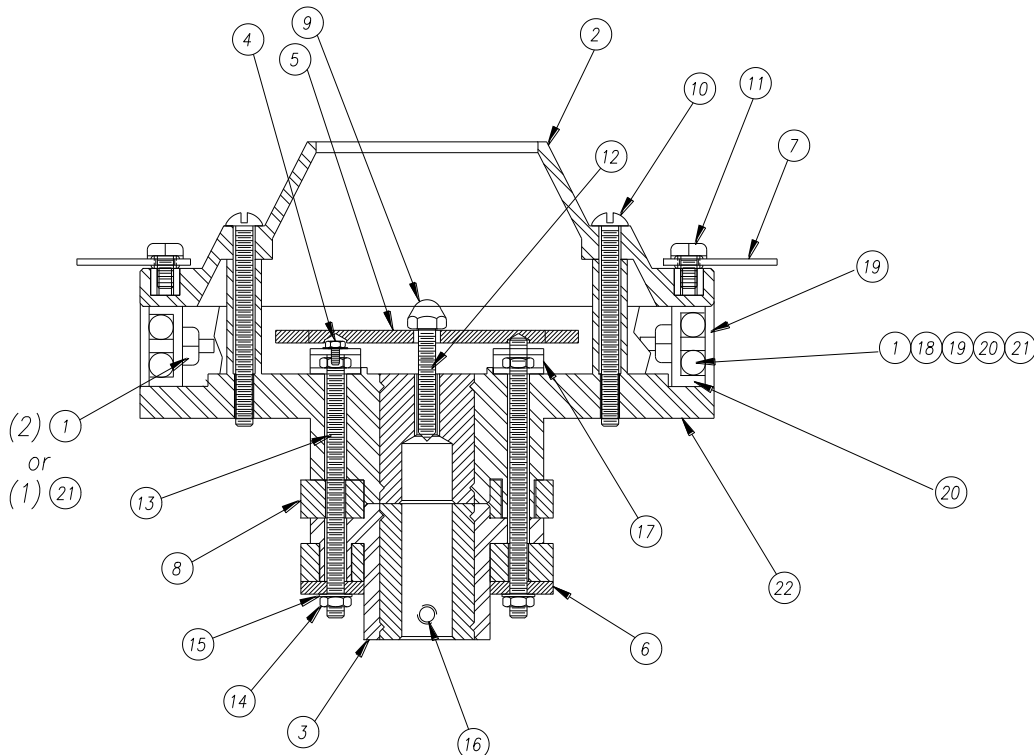
PARTS LIST-BREEZE FLOSS HEAD ASSEMBLY

Item No.	3030 Part No.	3030EX Part No.	Description	Qty./Machine
	42283T	42283TX	Spinner Head Complete	1
	42284T	42284T	Spinner Bottom	1
1	48767	48767	8-32 Locknut, Reversible	2
2	43166	43166	Spinner Cap, High Capacity	1
3	42281	42281	Lower Spinner Head	1
4	42045	42045	8-32 x 1/4" Hex Head Whiz Lock Screw	2
5	42162	42162	Terminal Guard, Phenolic	1
6	20054	20054	Bottom Washer, Phenolic	1
7	20010	20010	Leather Floater	2
8	42126	42126	Slip Ring 3/8" Wide	2
9	48041	48041	Acorn Nut, Nylon	1
10	20050	20050	Screw, #10-24 x 2 1/4"	4
11	89247	89247	Screw, #8-32 x 3/8 PH PAN	2
12	42413	42413	Set Screw, 1/4-20 x 2 3/4"	1
13	42127	42127	Slip Ring Stud	2
14	42301	42301	#10-32 Hex Nut, Brass	4
15	42215	42215	#10 External Tooth Washer	4
16	74125	74125	Set Screw, 1/4-20 x 3/8"	1
17	42305	42305	Terminal Assembly	2
18,19,20,21	48799	48799EX	Floss Band Assembly W/ Element Clamps, Counterweight & Nut	1
20	48798	48715	Floss Element Clamp/Bracket	3
21	48763	48763	Counterweight	1
22	42437	42437	Upper Spinner Head	1



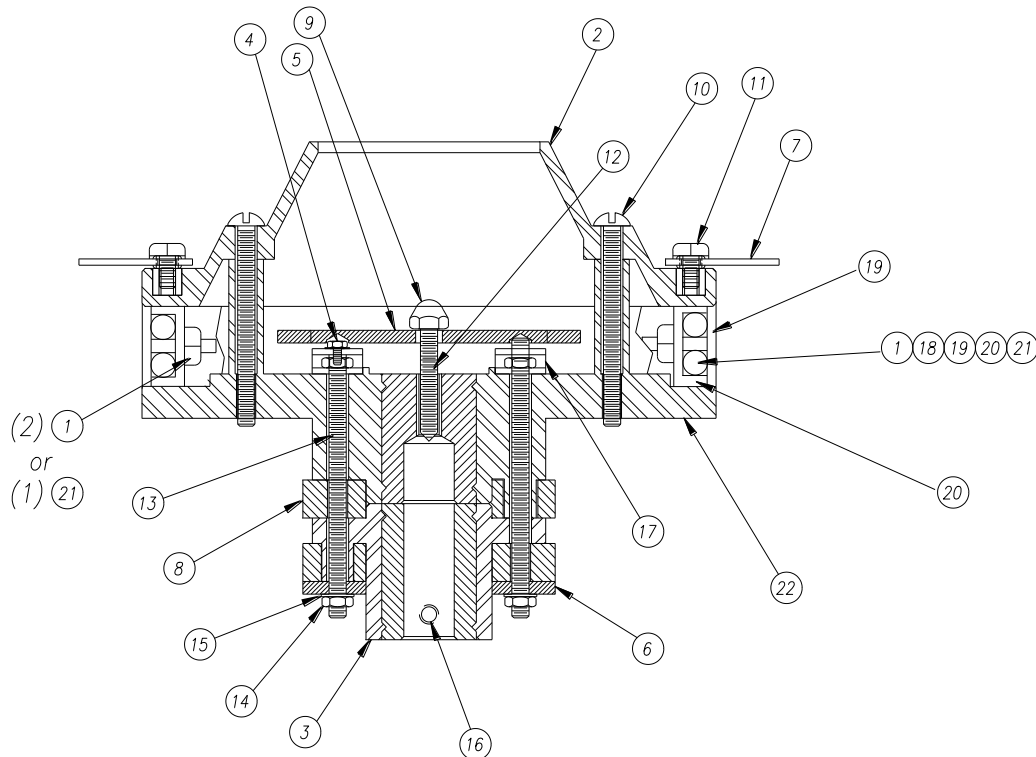
PARTS LIST-BREEZE FLOSS HEAD ASSEMBLY

Item No.	3030 Part No.	3030EX Part No.	Description	Qty./Machine
	42283T	42283TX	Spinner Head Complete	1
	42284T	42284T	Spinner Bottom	1
1	48767	48767	8-32 Locknut, Reversible	2
2	43166	43166	Spinner Cap, High Capacity	1
3	42281	42281	Lower Spinner Head	1
4	42045	42045	8-32 x 1/4" Hex Head Whiz Lock Screw	2
5	42162	42162	Terminal Guard, Phenolic	1
6	20054	20054	Bottom Washer, Phenolic	1
7	20010	20010	Leather Floater	2
8	42126	42126	Slip Ring 3/8" Wide	2
9	48041	48041	Acorn Nut, Nylon	1
10	20050	20050	Screw, #10-24 x 2 1/4"	4
11	89247	89247	Screw, #8-32 x 3/8 PH PAN	2
12	42413	42413	Set Screw, 1/4-20 x 2 3/4"	1
13	42127	42127	Slip Ring Stud	2
14	42301	42301	#10-32 Hex Nut, Brass	4
15	42215	42215	#10 External Tooth Washer	4
16	74125	74125	Set Screw, 1/4-20 x 3/8"	1
17	42305	42305	Terminal Assembly	2
18,19,20,21	48799	48799EX	Floss Band Assembly W/ Element Clamps, Counterweight & Nut	1
20	48798	48715	Floss Element Clamp/Bracket	3
21	48763	48763	Counterweight	1
22	42437	42437	Upper Spinner Head	1



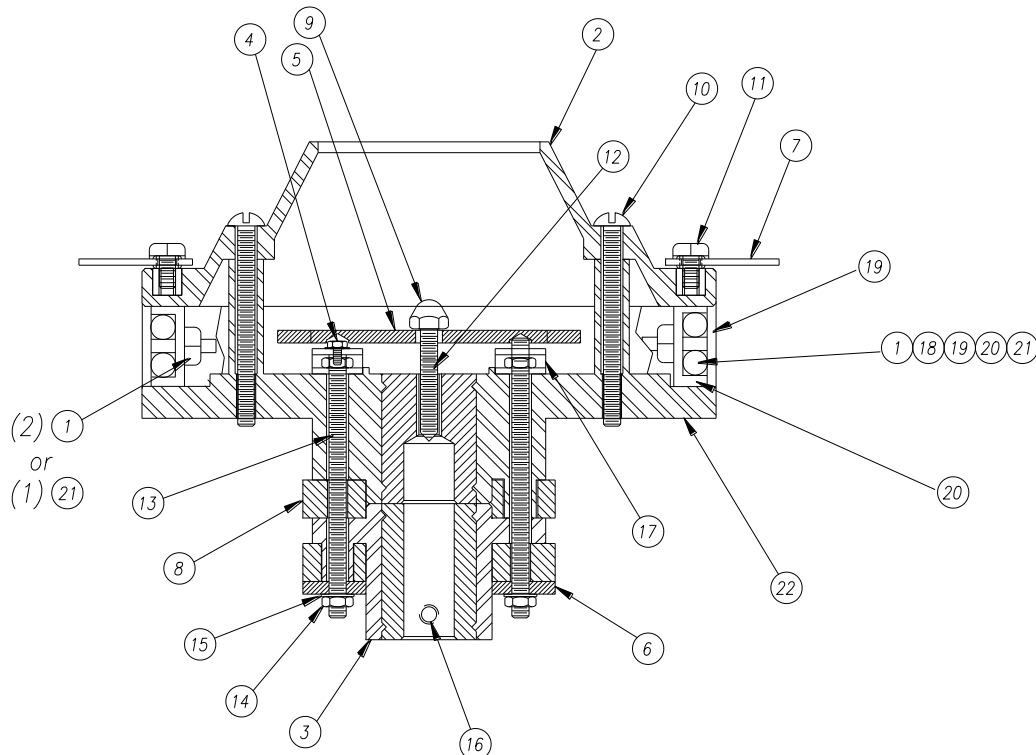
PARTS LIST-BREEZE FLOSS HEAD ASSEMBLY

Item No.	3030 Part No.	3030EX Part No.	Description	Qty./Machine
	42283T	42283TX	Spinner Head Complete	1
	42284T	42284T	Spinner Bottom	1
1	48767	48767	8-32 Locknut, Reversible	2
2	43166	43166	Spinner Cap, High Capacity	1
3	42281	42281	Lower Spinner Head	1
4	42045	42045	8-32 x 1/4" Hex Head Whiz Lock Screw	2
5	42162	42162	Terminal Guard, Phenolic	1
6	20054	20054	Bottom Washer, Phenolic	1
7	20010	20010	Leather Floater	2
8	42126	42126	Slip Ring 3/8" Wide	2
9	48041	48041	Acorn Nut, Nylon	1
10	20050	20050	Screw, #10-24 x 2 1/4"	4
11	89247	89247	Screw, #8-32 x 3/8 PH PAN	2
12	42413	42413	Set Screw, 1/4-20 x 2 3/4"	1
13	42127	42127	Slip Ring Stud	2
14	42301	42301	#10-32 Hex Nut, Brass	4
15	42215	42215	#10 External Tooth Washer	4
16	74125	74125	Set Screw, 1/4-20 x 3/8"	1
17	42305	42305	Terminal Assembly	2
18,19,20,21	48799	48799EX	Floss Band Assembly W/ Element Clamps, Counterweight & Nut	1
20	48798	48715	Floss Element Clamp/Bracket	3
21	48763	48763	Counterweight	1
22	42437	42437	Upper Spinner Head	1



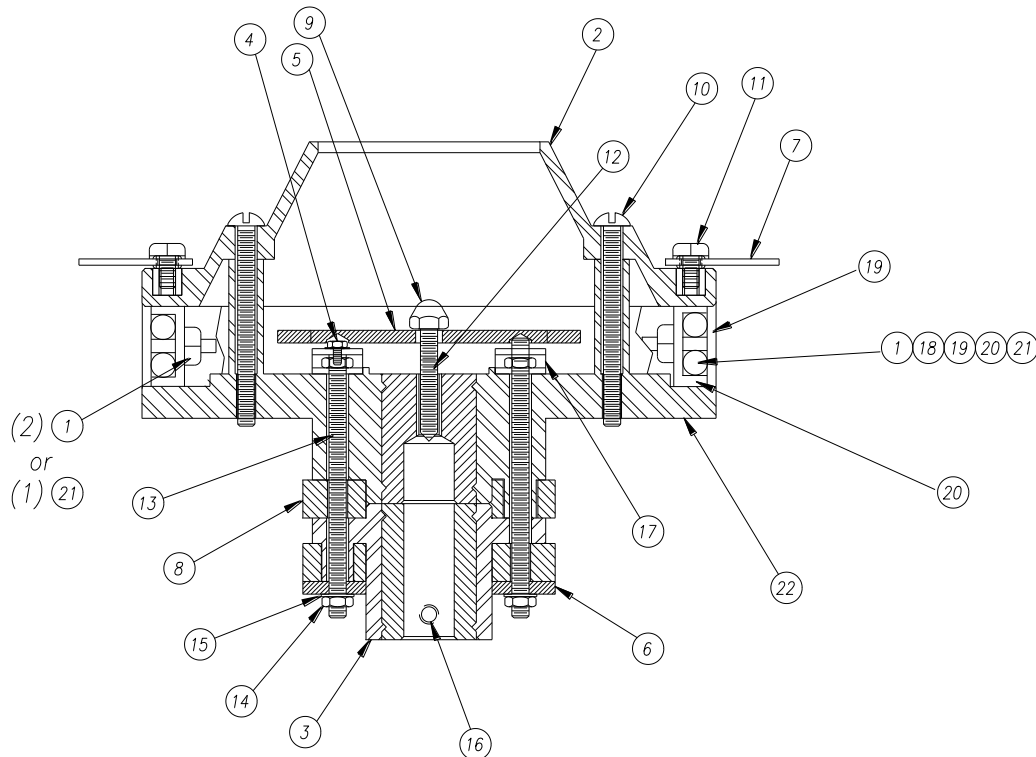
PARTS LIST-BREEZE FLOSS HEAD ASSEMBLY

Item No.	3030 Part No.	3030EX Part No.	Description	Qty./Machine
	42283T	42283TX	Spinner Head Complete	1
	42284T	42284T	Spinner Bottom	1
1	48767	48767	8-32 Locknut, Reversible	2
2	43166	43166	Spinner Cap, High Capacity	1
3	42281	42281	Lower Spinner Head	1
4	42045	42045	8-32 x 1/4" Hex Head Whiz Lock Screw	2
5	42162	42162	Terminal Guard, Phenolic	1
6	20054	20054	Bottom Washer, Phenolic	1
7	20010	20010	Leather Floater	2
8	42126	42126	Slip Ring 3/8" Wide	2
9	48041	48041	Acorn Nut, Nylon	1
10	20050	20050	Screw, #10-24 x 2 1/4"	4
11	89247	89247	Screw, #8-32 x 3/8 PH PAN	2
12	42413	42413	Set Screw, 1/4-20 x 2 3/4"	1
13	42127	42127	Slip Ring Stud	2
14	42301	42301	#10-32 Hex Nut, Brass	4
15	42215	42215	#10 External Tooth Washer	4
16	74125	74125	Set Screw, 1/4-20 x 3/8"	1
17	42305	42305	Terminal Assembly	2
18,19,20,21	48799	48799EX	Floss Band Assembly W/ Element Clamps, Counterweight & Nut	1
20	48798	48715	Floss Element Clamp/Bracket	3
21	48763	48763	Counterweight	1
22	42437	42437	Upper Spinner Head	1



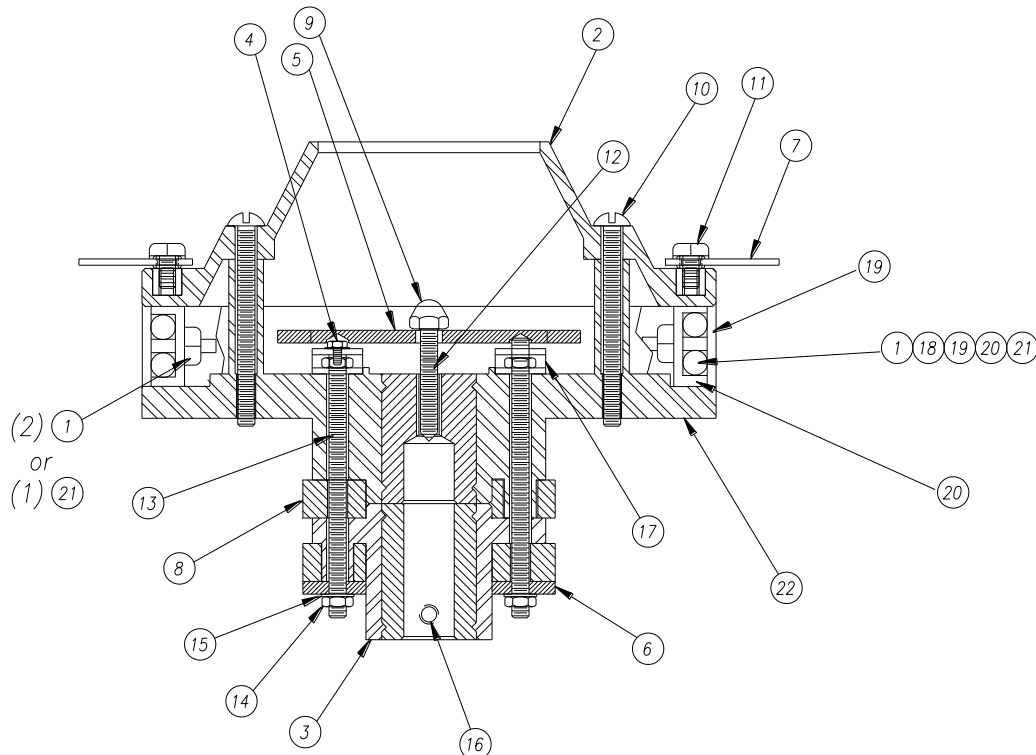
PARTS LIST-BREEZE FLOSS HEAD ASSEMBLY

Item No.	3030 Part No.	3030EX Part No.	Description	Qty./Machine
	42283T	42283TX	Spinner Head Complete	1
	42284T	42284T	Spinner Bottom	1
1	48767	48767	8-32 Locknut, Reversible	2
2	43166	43166	Spinner Cap, High Capacity	1
3	42281	42281	Lower Spinner Head	1
4	42045	42045	8-32 x 1/4" Hex Head Whiz Lock Screw	2
5	42162	42162	Terminal Guard, Phenolic	1
6	20054	20054	Bottom Washer, Phenolic	1
7	20010	20010	Leather Floater	2
8	42126	42126	Slip Ring 3/8" Wide	2
9	48041	48041	Acorn Nut, Nylon	1
10	20050	20050	Screw, #10-24 x 2 1/4"	4
11	89247	89247	Screw, #8-32 x 3/8 PH PAN	2
12	42413	42413	Set Screw, 1/4-20 x 2 3/4"	1
13	42127	42127	Slip Ring Stud	2
14	42301	42301	#10-32 Hex Nut, Brass	4
15	42215	42215	#10 External Tooth Washer	4
16	74125	74125	Set Screw, 1/4-20 x 3/8"	1
17	42305	42305	Terminal Assembly	2
18,19,20,21	48799	48799EX	Floss Band Assembly W/ Element Clamps, Counterweight & Nut	1
20	48798	48715	Floss Element Clamp/Bracket	3
21	48763	48763	Counterweight	1
22	42437	42437	Upper Spinner Head	1



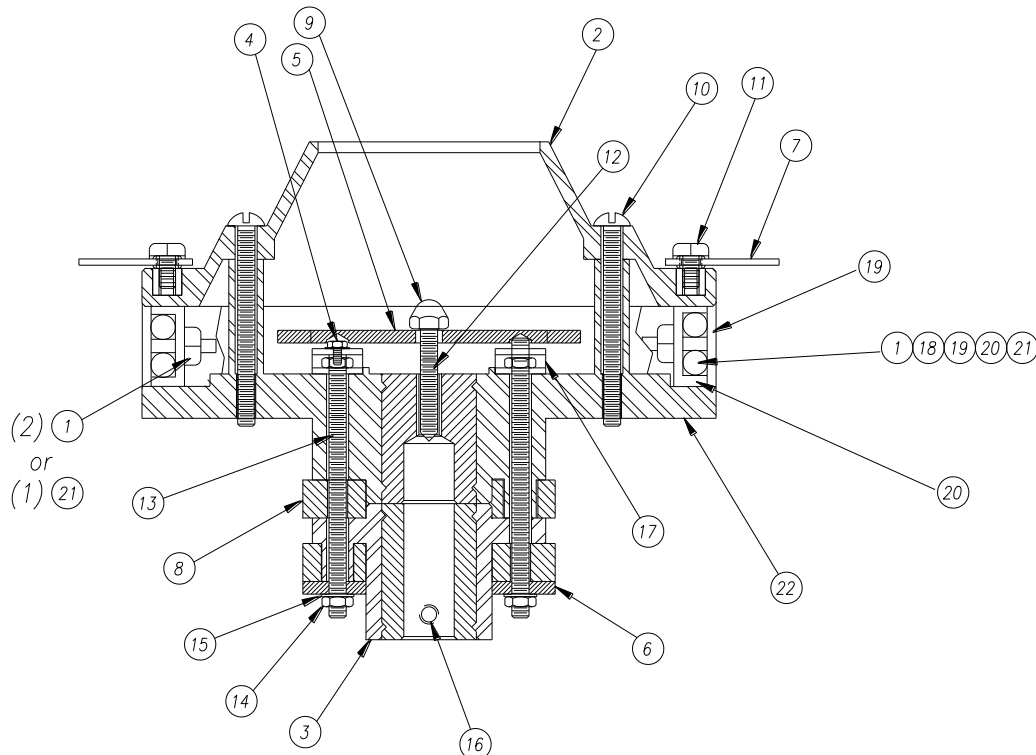
PARTS LIST-BREEZE FLOSS HEAD ASSEMBLY

Item No.	3030 Part No.	3030EX Part No.	Description	Qty./Machine
	42283T	42283TX	Spinner Head Complete	1
	42284T	42284T	Spinner Bottom	1
1	48767	48767	8-32 Locknut, Reversible	2
2	43166	43166	Spinner Cap, High Capacity	1
3	42281	42281	Lower Spinner Head	1
4	42045	42045	8-32 x 1/4" Hex Head Whiz Lock Screw	2
5	42162	42162	Terminal Guard, Phenolic	1
6	20054	20054	Bottom Washer, Phenolic	1
7	20010	20010	Leather Floater	2
8	42126	42126	Slip Ring 3/8" Wide	2
9	48041	48041	Acorn Nut, Nylon	1
10	20050	20050	Screw, #10-24 x 2 1/4"	4
11	89247	89247	Screw, #8-32 x 3/8 PH PAN	2
12	42413	42413	Set Screw, 1/4-20 x 2 3/4"	1
13	42127	42127	Slip Ring Stud	2
14	42301	42301	#10-32 Hex Nut, Brass	4
15	42215	42215	#10 External Tooth Washer	4
16	74125	74125	Set Screw, 1/4-20 x 3/8"	1
17	42305	42305	Terminal Assembly	2
18,19,20,21	48799	48799EX	Floss Band Assembly W/ Element Clamps, Counterweight & Nut	1
20	48798	48715	Floss Element Clamp/Bracket	3
21	48763	48763	Counterweight	1
22	42437	42437	Upper Spinner Head	1



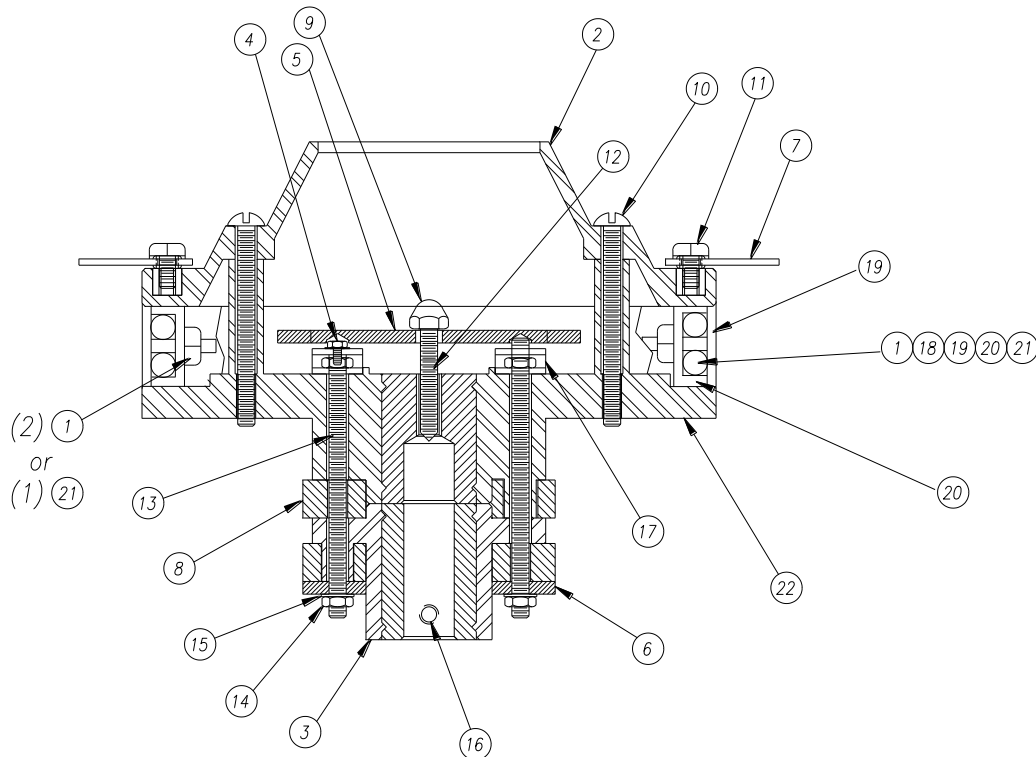
PARTS LIST-BREEZE FLOSS HEAD ASSEMBLY

Item No.	3030 Part No.	3030EX Part No.	Description	Qty./Machine
	42283T	42283TX	Spinner Head Complete	1
	42284T	42284T	Spinner Bottom	1
1	48767	48767	8-32 Locknut, Reversible	2
2	43166	43166	Spinner Cap, High Capacity	1
3	42281	42281	Lower Spinner Head	1
4	42045	42045	8-32 x 1/4" Hex Head Whiz Lock Screw	2
5	42162	42162	Terminal Guard, Phenolic	1
6	20054	20054	Bottom Washer, Phenolic	1
7	20010	20010	Leather Floater	2
8	42126	42126	Slip Ring 3/8" Wide	2
9	48041	48041	Acorn Nut, Nylon	1
10	20050	20050	Screw, #10-24 x 2 1/4"	4
11	89247	89247	Screw, #8-32 x 3/8 PH PAN	2
12	42413	42413	Set Screw, 1/4-20 x 2 3/4"	1
13	42127	42127	Slip Ring Stud	2
14	42301	42301	#10-32 Hex Nut, Brass	4
15	42215	42215	#10 External Tooth Washer	4
16	74125	74125	Set Screw, 1/4-20 x 3/8"	1
17	42305	42305	Terminal Assembly	2
18,19,20,21	48799	48799EX	Floss Band Assembly W/ Element Clamps, Counterweight & Nut	1
20	48798	48715	Floss Element Clamp/Bracket	3
21	48763	48763	Counterweight	1
22	42437	42437	Upper Spinner Head	1



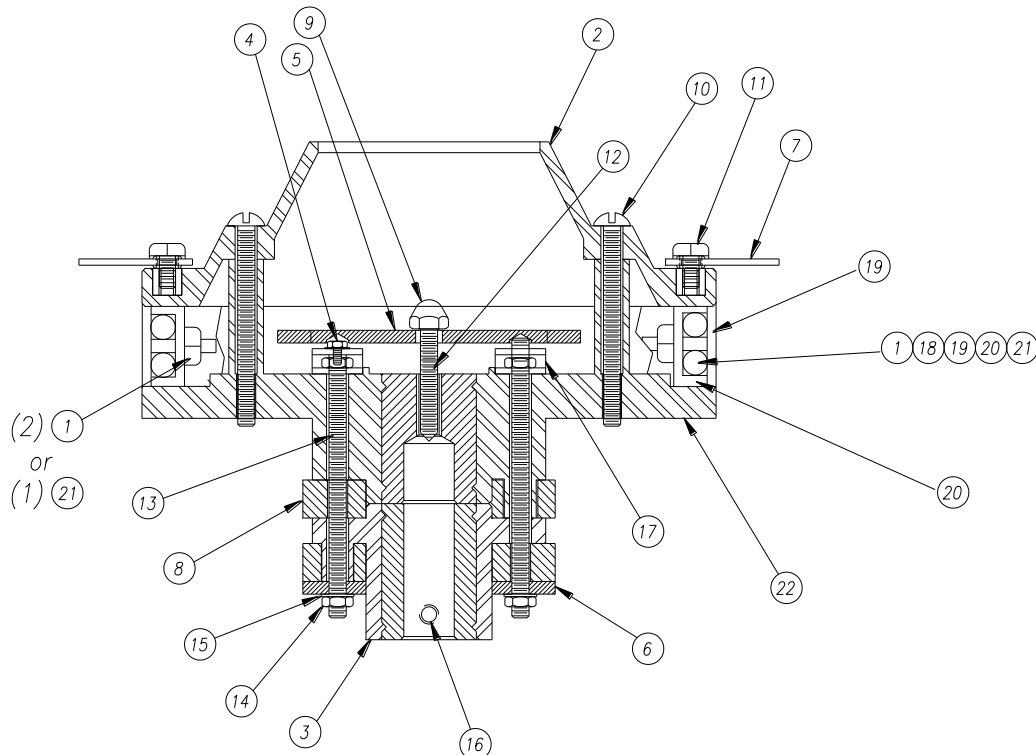
PARTS LIST-BREEZE FLOSS HEAD ASSEMBLY

Item No.	3030 Part No.	3030EX Part No.	Description	Qty./Machine
	42283T	42283TX	Spinner Head Complete	1
	42284T	42284T	Spinner Bottom	1
1	48767	48767	8-32 Locknut, Reversible	2
2	43166	43166	Spinner Cap, High Capacity	1
3	42281	42281	Lower Spinner Head	1
4	42045	42045	8-32 x 1/4" Hex Head Whiz Lock Screw	2
5	42162	42162	Terminal Guard, Phenolic	1
6	20054	20054	Bottom Washer, Phenolic	1
7	20010	20010	Leather Floater	2
8	42126	42126	Slip Ring 3/8" Wide	2
9	48041	48041	Acorn Nut, Nylon	1
10	20050	20050	Screw, #10-24 x 2 1/4"	4
11	89247	89247	Screw, #8-32 x 3/8 PH PAN	2
12	42413	42413	Set Screw, 1/4-20 x 2 3/4"	1
13	42127	42127	Slip Ring Stud	2
14	42301	42301	#10-32 Hex Nut, Brass	4
15	42215	42215	#10 External Tooth Washer	4
16	74125	74125	Set Screw, 1/4-20 x 3/8"	1
17	42305	42305	Terminal Assembly	2
18,19,20,21	48799	48799EX	Floss Band Assembly W/ Element Clamps, Counterweight & Nut	1
20	48798	48715	Floss Element Clamp/Bracket	3
21	48763	48763	Counterweight	1
22	42437	42437	Upper Spinner Head	1



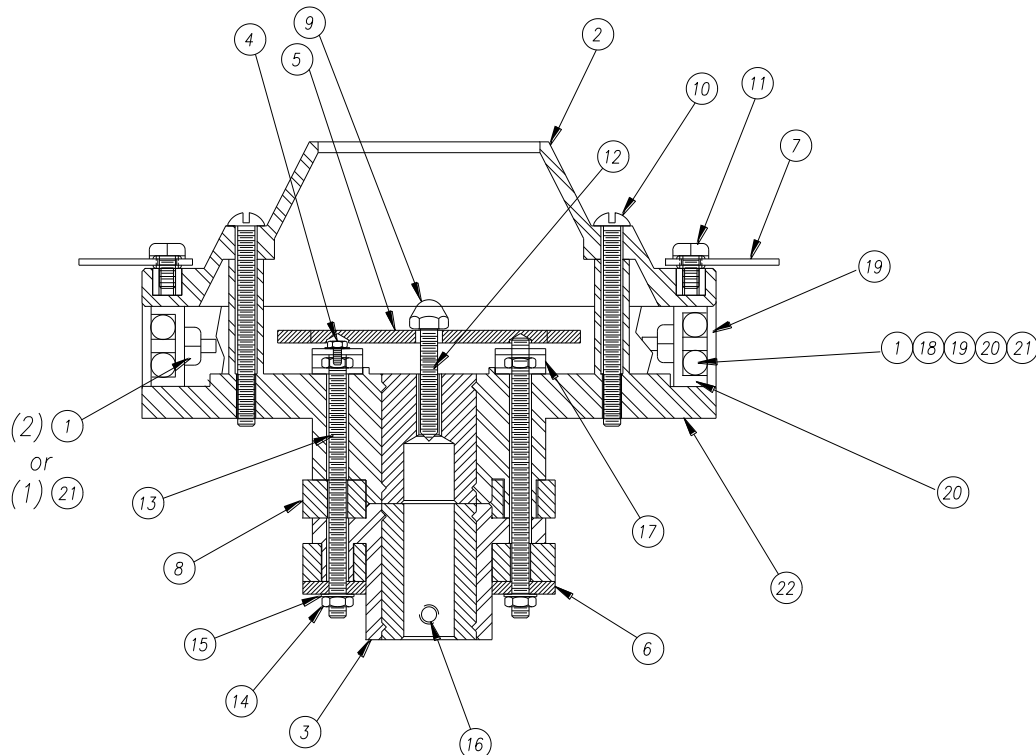
PARTS LIST-BREEZE FLOSS HEAD ASSEMBLY

Item No.	3030 Part No.	3030EX Part No.	Description	Qty./Machine
	42283T	42283TX	Spinner Head Complete	1
	42284T	42284T	Spinner Bottom	1
1	48767	48767	8-32 Locknut, Reversible	2
2	43166	43166	Spinner Cap, High Capacity	1
3	42281	42281	Lower Spinner Head	1
4	42045	42045	8-32 x 1/4" Hex Head Whiz Lock Screw	2
5	42162	42162	Terminal Guard, Phenolic	1
6	20054	20054	Bottom Washer, Phenolic	1
7	20010	20010	Leather Floater	2
8	42126	42126	Slip Ring 3/8" Wide	2
9	48041	48041	Acorn Nut, Nylon	1
10	20050	20050	Screw, #10-24 x 2 1/4"	4
11	89247	89247	Screw, #8-32 x 3/8 PH PAN	2
12	42413	42413	Set Screw, 1/4-20 x 2 3/4"	1
13	42127	42127	Slip Ring Stud	2
14	42301	42301	#10-32 Hex Nut, Brass	4
15	42215	42215	#10 External Tooth Washer	4
16	74125	74125	Set Screw, 1/4-20 x 3/8"	1
17	42305	42305	Terminal Assembly	2
18,19,20,21	48799	48799EX	Floss Band Assembly W/ Element Clamps, Counterweight & Nut	1
20	48798	48715	Floss Element Clamp/Bracket	3
21	48763	48763	Counterweight	1
22	42437	42437	Upper Spinner Head	1



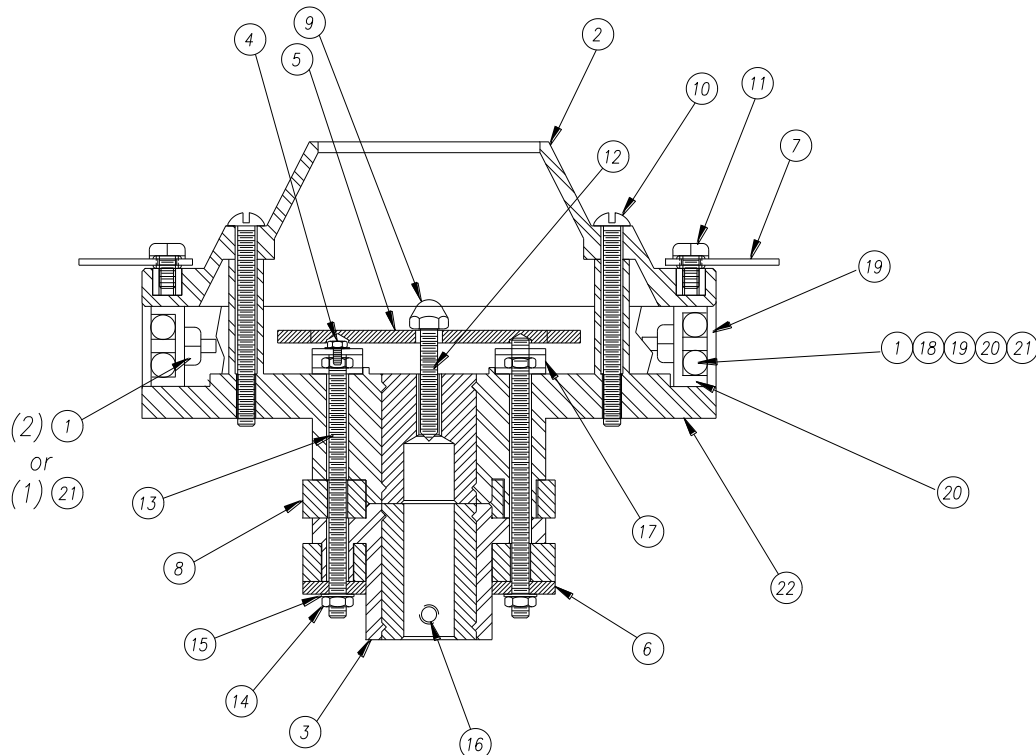
PARTS LIST-BREEZE FLOSS HEAD ASSEMBLY

Item No.	3030 Part No.	3030EX Part No.	Description	Qty./Machine
	42283T	42283TX	Spinner Head Complete	1
	42284T	42284T	Spinner Bottom	1
1	48767	48767	8-32 Locknut, Reversible	2
2	43166	43166	Spinner Cap, High Capacity	1
3	42281	42281	Lower Spinner Head	1
4	42045	42045	8-32 x 1/4" Hex Head Whiz Lock Screw	2
5	42162	42162	Terminal Guard, Phenolic	1
6	20054	20054	Bottom Washer, Phenolic	1
7	20010	20010	Leather Floater	2
8	42126	42126	Slip Ring 3/8" Wide	2
9	48041	48041	Acorn Nut, Nylon	1
10	20050	20050	Screw, #10-24 x 2 1/4"	4
11	89247	89247	Screw, #8-32 x 3/8 PH PAN	2
12	42413	42413	Set Screw, 1/4-20 x 2 3/4"	1
13	42127	42127	Slip Ring Stud	2
14	42301	42301	#10-32 Hex Nut, Brass	4
15	42215	42215	#10 External Tooth Washer	4
16	74125	74125	Set Screw, 1/4-20 x 3/8"	1
17	42305	42305	Terminal Assembly	2
18,19,20,21	48799	48799EX	Floss Band Assembly W/ Element Clamps, Counterweight & Nut	1
20	48798	48715	Floss Element Clamp/Bracket	3
21	48763	48763	Counterweight	1
22	42437	42437	Upper Spinner Head	1



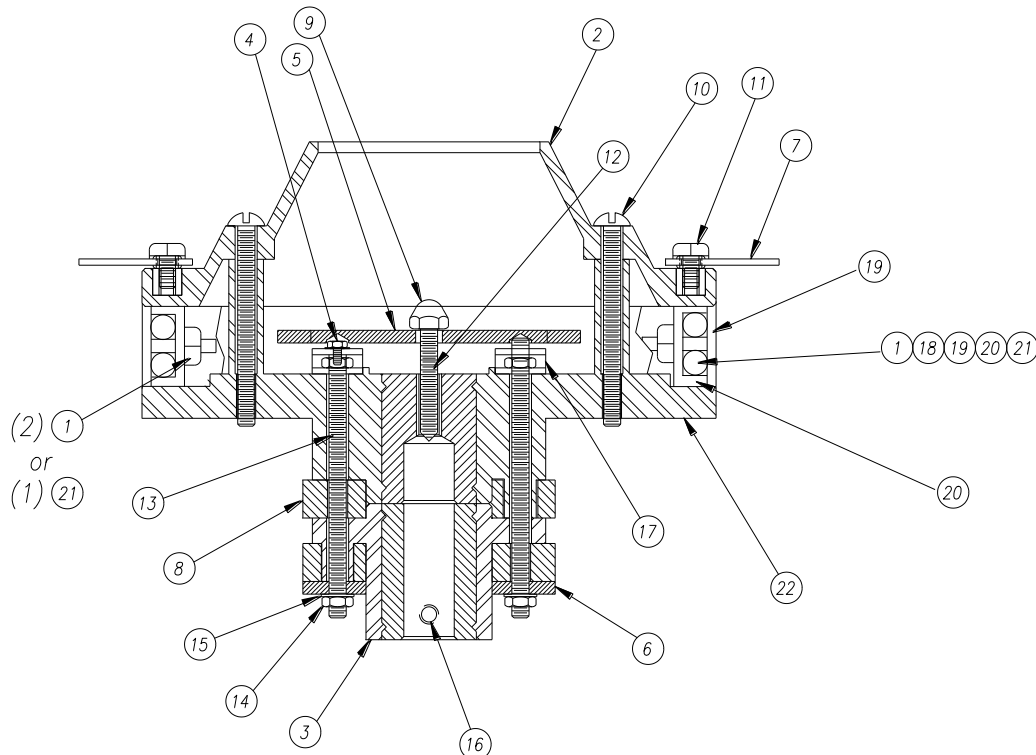
PARTS LIST-BREEZE FLOSS HEAD ASSEMBLY

Item No.	3030 Part No.	3030EX Part No.	Description	Qty./Machine
	42283T	42283TX	Spinner Head Complete	1
	42284T	42284T	Spinner Bottom	1
1	48767	48767	8-32 Locknut, Reversible	2
2	43166	43166	Spinner Cap, High Capacity	1
3	42281	42281	Lower Spinner Head	1
4	42045	42045	8-32 x 1/4" Hex Head Whiz Lock Screw	2
5	42162	42162	Terminal Guard, Phenolic	1
6	20054	20054	Bottom Washer, Phenolic	1
7	20010	20010	Leather Floater	2
8	42126	42126	Slip Ring 3/8" Wide	2
9	48041	48041	Acorn Nut, Nylon	1
10	20050	20050	Screw, #10-24 x 2 1/4"	4
11	89247	89247	Screw, #8-32 x 3/8 PH PAN	2
12	42413	42413	Set Screw, 1/4-20 x 2 3/4"	1
13	42127	42127	Slip Ring Stud	2
14	42301	42301	#10-32 Hex Nut, Brass	4
15	42215	42215	#10 External Tooth Washer	4
16	74125	74125	Set Screw, 1/4-20 x 3/8"	1
17	42305	42305	Terminal Assembly	2
18,19,20,21	48799	48799EX	Floss Band Assembly W/ Element Clamps, Counterweight & Nut	1
20	48798	48715	Floss Element Clamp/Bracket	3
21	48763	48763	Counterweight	1
22	42437	42437	Upper Spinner Head	1



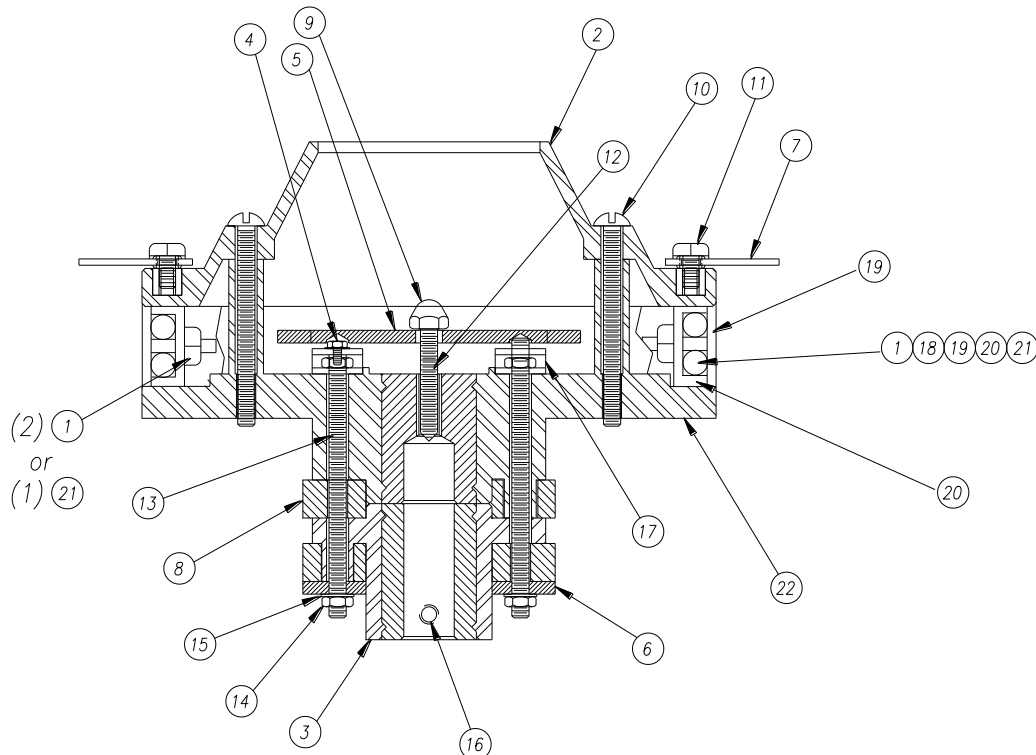
PARTS LIST-BREEZE FLOSS HEAD ASSEMBLY

Item No.	3030 Part No.	3030EX Part No.	Description	Qty./Machine
	42283T	42283TX	Spinner Head Complete	1
	42284T	42284T	Spinner Bottom	1
1	48767	48767	8-32 Locknut, Reversible	2
2	43166	43166	Spinner Cap, High Capacity	1
3	42281	42281	Lower Spinner Head	1
4	42045	42045	8-32 x 1/4" Hex Head Whiz Lock Screw	2
5	42162	42162	Terminal Guard, Phenolic	1
6	20054	20054	Bottom Washer, Phenolic	1
7	20010	20010	Leather Floater	2
8	42126	42126	Slip Ring 3/8" Wide	2
9	48041	48041	Acorn Nut, Nylon	1
10	20050	20050	Screw, #10-24 x 2 1/4"	4
11	89247	89247	Screw, #8-32 x 3/8 PH PAN	2
12	42413	42413	Set Screw, 1/4-20 x 2 3/4"	1
13	42127	42127	Slip Ring Stud	2
14	42301	42301	#10-32 Hex Nut, Brass	4
15	42215	42215	#10 External Tooth Washer	4
16	74125	74125	Set Screw, 1/4-20 x 3/8"	1
17	42305	42305	Terminal Assembly	2
18,19,20,21	48799	48799EX	Floss Band Assembly W/ Element Clamps, Counterweight & Nut	1
20	48798	48715	Floss Element Clamp/Bracket	3
21	48763	48763	Counterweight	1
22	42437	42437	Upper Spinner Head	1



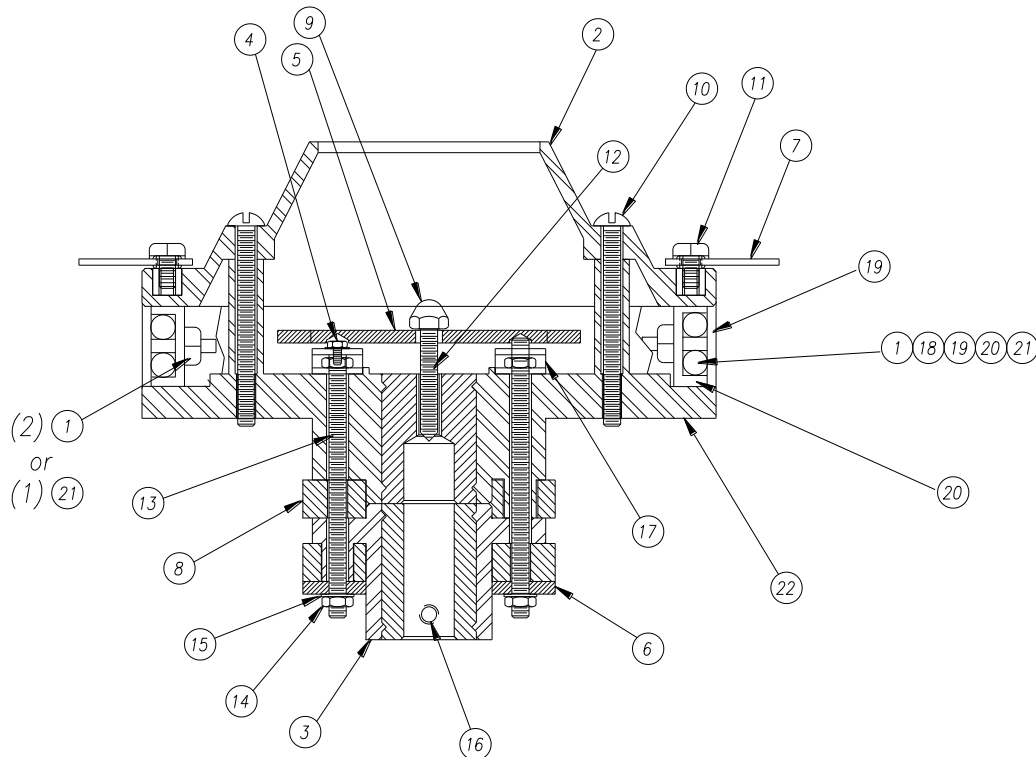
PARTS LIST-BREEZE FLOSS HEAD ASSEMBLY

Item No.	3030 Part No.	3030EX Part No.	Description	Qty./Machine
	42283T	42283TX	Spinner Head Complete	1
	42284T	42284T	Spinner Bottom	1
1	48767	48767	8-32 Locknut, Reversible	2
2	43166	43166	Spinner Cap, High Capacity	1
3	42281	42281	Lower Spinner Head	1
4	42045	42045	8-32 x 1/4" Hex Head Whiz Lock Screw	2
5	42162	42162	Terminal Guard, Phenolic	1
6	20054	20054	Bottom Washer, Phenolic	1
7	20010	20010	Leather Floater	2
8	42126	42126	Slip Ring 3/8" Wide	2
9	48041	48041	Acorn Nut, Nylon	1
10	20050	20050	Screw, #10-24 x 2 1/4"	4
11	89247	89247	Screw, #8-32 x 3/8 PH PAN	2
12	42413	42413	Set Screw, 1/4-20 x 2 3/4"	1
13	42127	42127	Slip Ring Stud	2
14	42301	42301	#10-32 Hex Nut, Brass	4
15	42215	42215	#10 External Tooth Washer	4
16	74125	74125	Set Screw, 1/4-20 x 3/8"	1
17	42305	42305	Terminal Assembly	2
18,19,20,21	48799	48799EX	Floss Band Assembly W/ Element Clamps, Counterweight & Nut	1
20	48798	48715	Floss Element Clamp/Bracket	3
21	48763	48763	Counterweight	1
22	42437	42437	Upper Spinner Head	1



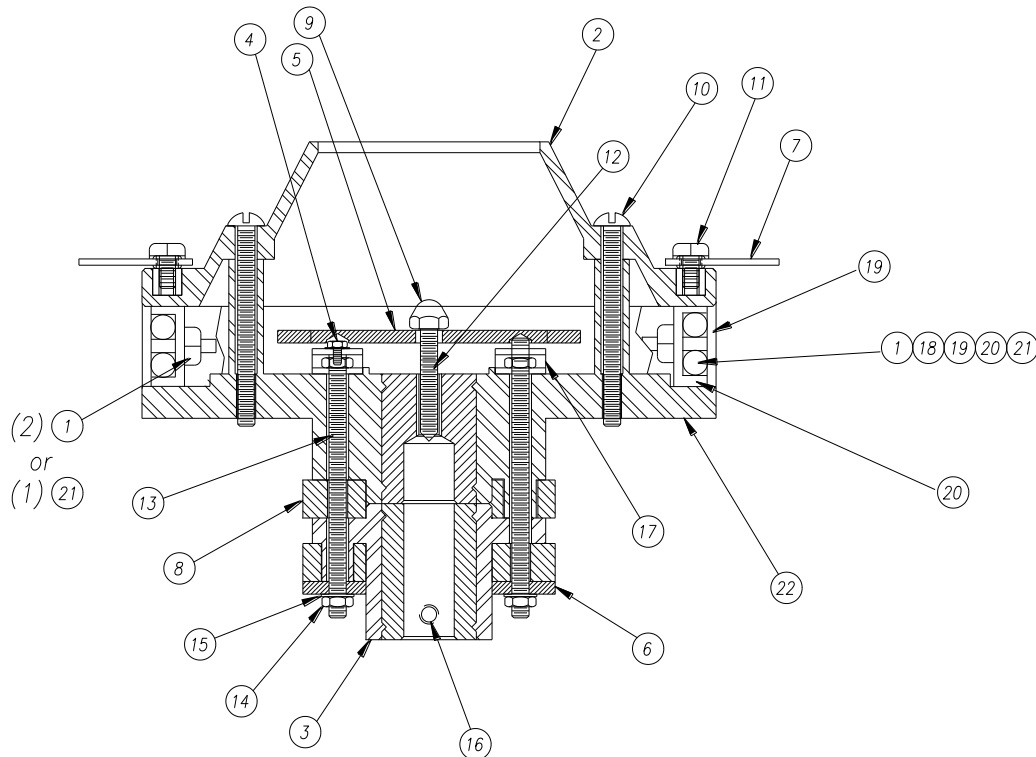
PARTS LIST-BREEZE FLOSS HEAD ASSEMBLY

Item No.	3030 Part No.	3030EX Part No.	Description	Qty./Machine
	42283T	42283TX	Spinner Head Complete	1
	42284T	42284T	Spinner Bottom	1
1	48767	48767	8-32 Locknut, Reversible	2
2	43166	43166	Spinner Cap, High Capacity	1
3	42281	42281	Lower Spinner Head	1
4	42045	42045	8-32 x 1/4" Hex Head Whiz Lock Screw	2
5	42162	42162	Terminal Guard, Phenolic	1
6	20054	20054	Bottom Washer, Phenolic	1
7	20010	20010	Leather Floater	2
8	42126	42126	Slip Ring 3/8" Wide	2
9	48041	48041	Acorn Nut, Nylon	1
10	20050	20050	Screw, #10-24 x 2 1/4"	4
11	89247	89247	Screw, #8-32 x 3/8 PH PAN	2
12	42413	42413	Set Screw, 1/4-20 x 2 3/4"	1
13	42127	42127	Slip Ring Stud	2
14	42301	42301	#10-32 Hex Nut, Brass	4
15	42215	42215	#10 External Tooth Washer	4
16	74125	74125	Set Screw, 1/4-20 x 3/8"	1
17	42305	42305	Terminal Assembly	2
18,19,20,21	48799	48799EX	Floss Band Assembly W/ Element Clamps, Counterweight & Nut	1
20	48798	48715	Floss Element Clamp/Bracket	3
21	48763	48763	Counterweight	1
22	42437	42437	Upper Spinner Head	1



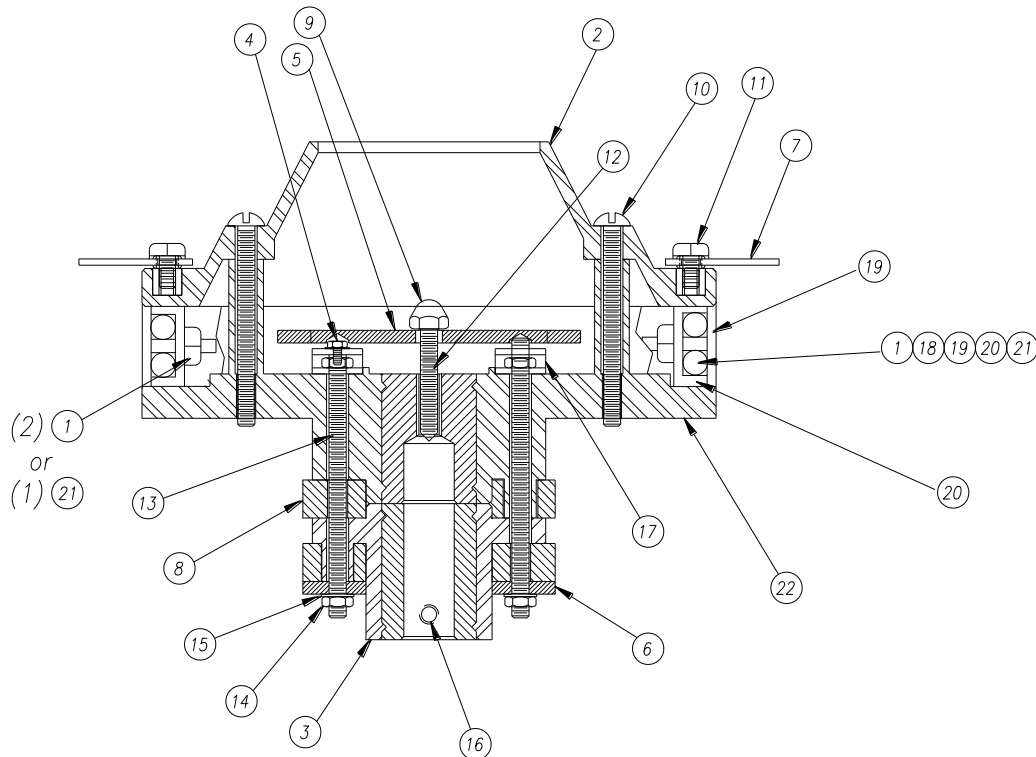
PARTS LIST-BREEZE FLOSS HEAD ASSEMBLY

Item No.	3030 Part No.	3030EX Part No.	Description	Qty./Machine
	42283T	42283TX	Spinner Head Complete	1
	42284T	42284T	Spinner Bottom	1
1	48767	48767	8-32 Locknut, Reversible	2
2	43166	43166	Spinner Cap, High Capacity	1
3	42281	42281	Lower Spinner Head	1
4	42045	42045	8-32 x 1/4" Hex Head Whiz Lock Screw	2
5	42162	42162	Terminal Guard, Phenolic	1
6	20054	20054	Bottom Washer, Phenolic	1
7	20010	20010	Leather Floater	2
8	42126	42126	Slip Ring 3/8" Wide	2
9	48041	48041	Acorn Nut, Nylon	1
10	20050	20050	Screw, #10-24 x 2 1/4"	4
11	89247	89247	Screw, #8-32 x 3/8 PH PAN	2
12	42413	42413	Set Screw, 1/4-20 x 2 3/4"	1
13	42127	42127	Slip Ring Stud	2
14	42301	42301	#10-32 Hex Nut, Brass	4
15	42215	42215	#10 External Tooth Washer	4
16	74125	74125	Set Screw, 1/4-20 x 3/8"	1
17	42305	42305	Terminal Assembly	2
18,19,20,21	48799	48799EX	Floss Band Assembly W/ Element Clamps, Counterweight & Nut	1
20	48798	48715	Floss Element Clamp/Bracket	3
21	48763	48763	Counterweight	1
22	42437	42437	Upper Spinner Head	1



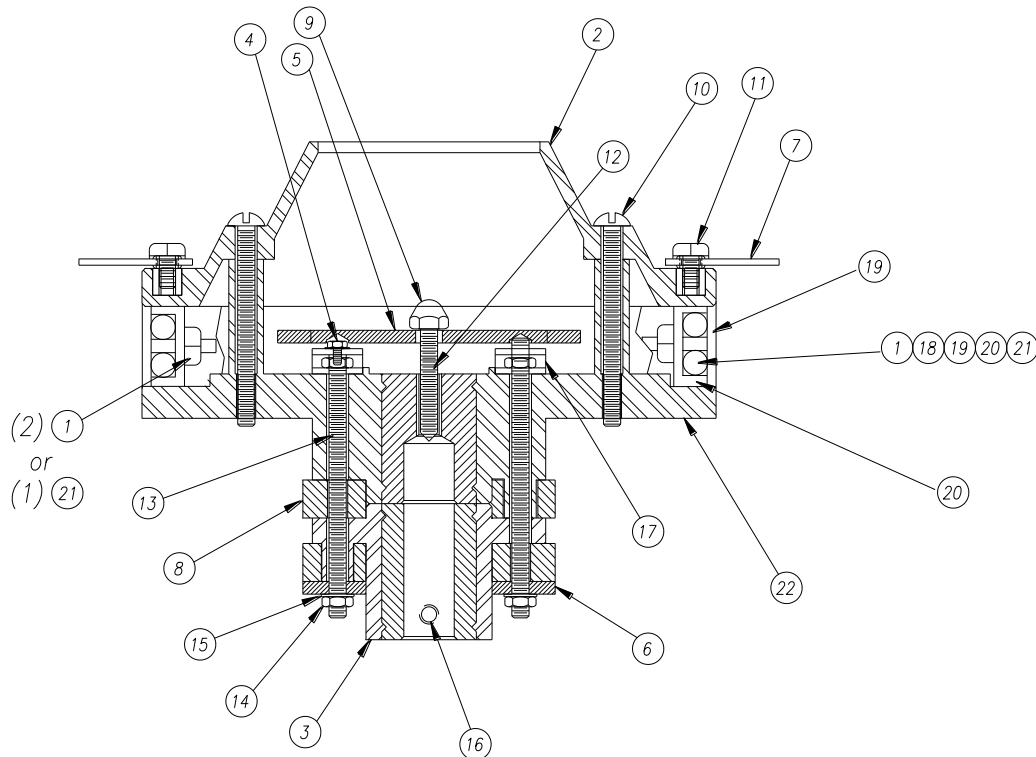
PARTS LIST-BREEZE FLOSS HEAD ASSEMBLY

Item No.	3030 Part No.	3030EX Part No.	Description	Qty./Machine
	42283T	42283TX	Spinner Head Complete	1
	42284T	42284T	Spinner Bottom	1
1	48767	48767	8-32 Locknut, Reversible	2
2	43166	43166	Spinner Cap, High Capacity	1
3	42281	42281	Lower Spinner Head	1
4	42045	42045	8-32 x 1/4" Hex Head Whiz Lock Screw	2
5	42162	42162	Terminal Guard, Phenolic	1
6	20054	20054	Bottom Washer, Phenolic	1
7	20010	20010	Leather Floater	2
8	42126	42126	Slip Ring 3/8" Wide	2
9	48041	48041	Acorn Nut, Nylon	1
10	20050	20050	Screw, #10-24 x 2 1/4"	4
11	89247	89247	Screw, #8-32 x 3/8 PH PAN	2
12	42413	42413	Set Screw, 1/4-20 x 2 3/4"	1
13	42127	42127	Slip Ring Stud	2
14	42301	42301	#10-32 Hex Nut, Brass	4
15	42215	42215	#10 External Tooth Washer	4
16	74125	74125	Set Screw, 1/4-20 x 3/8"	1
17	42305	42305	Terminal Assembly	2
18,19,20,21	48799	48799EX	Floss Band Assembly W/ Element Clamps, Counterweight & Nut	1
20	48798	48715	Floss Element Clamp/Bracket	3
21	48763	48763	Counterweight	1
22	42437	42437	Upper Spinner Head	1



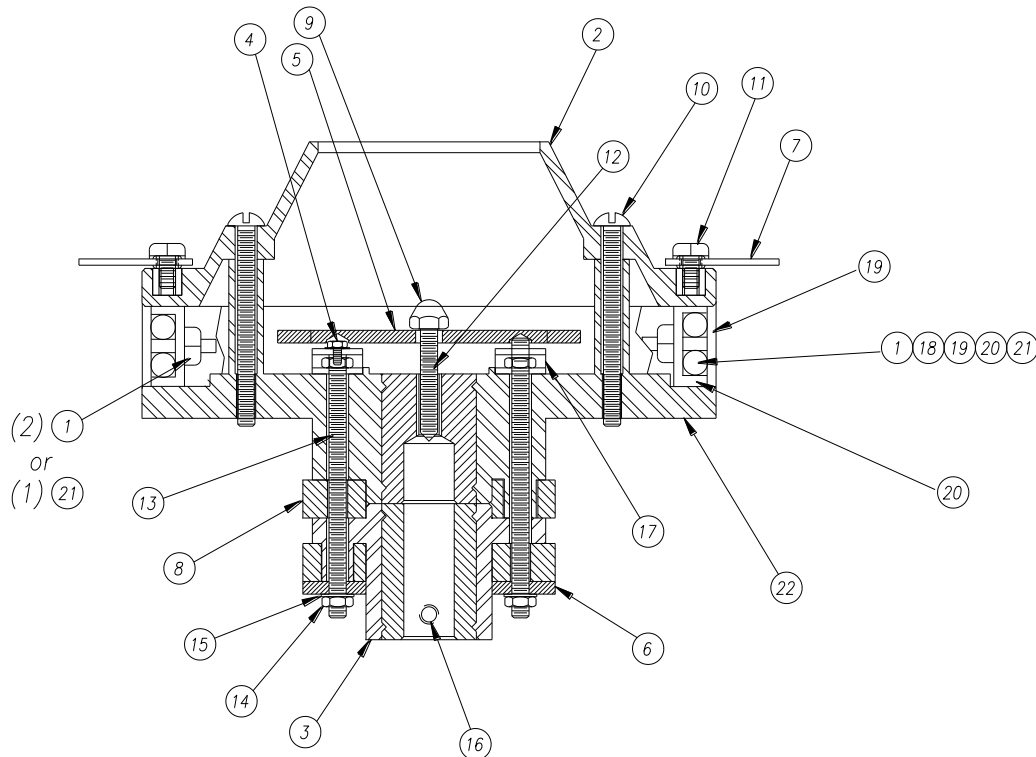
PARTS LIST-BREEZE FLOSS HEAD ASSEMBLY

Item No.	3030 Part No.	3030EX Part No.	Description	Qty./Machine
	42283T	42283TX	Spinner Head Complete	1
	42284T	42284T	Spinner Bottom	1
1	48767	48767	8-32 Locknut, Reversible	2
2	43166	43166	Spinner Cap, High Capacity	1
3	42281	42281	Lower Spinner Head	1
4	42045	42045	8-32 x 1/4" Hex Head Whiz Lock Screw	2
5	42162	42162	Terminal Guard, Phenolic	1
6	20054	20054	Bottom Washer, Phenolic	1
7	20010	20010	Leather Floater	2
8	42126	42126	Slip Ring 3/8" Wide	2
9	48041	48041	Acorn Nut, Nylon	1
10	20050	20050	Screw, #10-24 x 2 1/4"	4
11	89247	89247	Screw, #8-32 x 3/8 PH PAN	2
12	42413	42413	Set Screw, 1/4-20 x 2 3/4"	1
13	42127	42127	Slip Ring Stud	2
14	42301	42301	#10-32 Hex Nut, Brass	4
15	42215	42215	#10 External Tooth Washer	4
16	74125	74125	Set Screw, 1/4-20 x 3/8"	1
17	42305	42305	Terminal Assembly	2
18,19,20,21	48799	48799EX	Floss Band Assembly W/ Element Clamps, Counterweight & Nut	1
20	48798	48715	Floss Element Clamp/Bracket	3
21	48763	48763	Counterweight	1
22	42437	42437	Upper Spinner Head	1



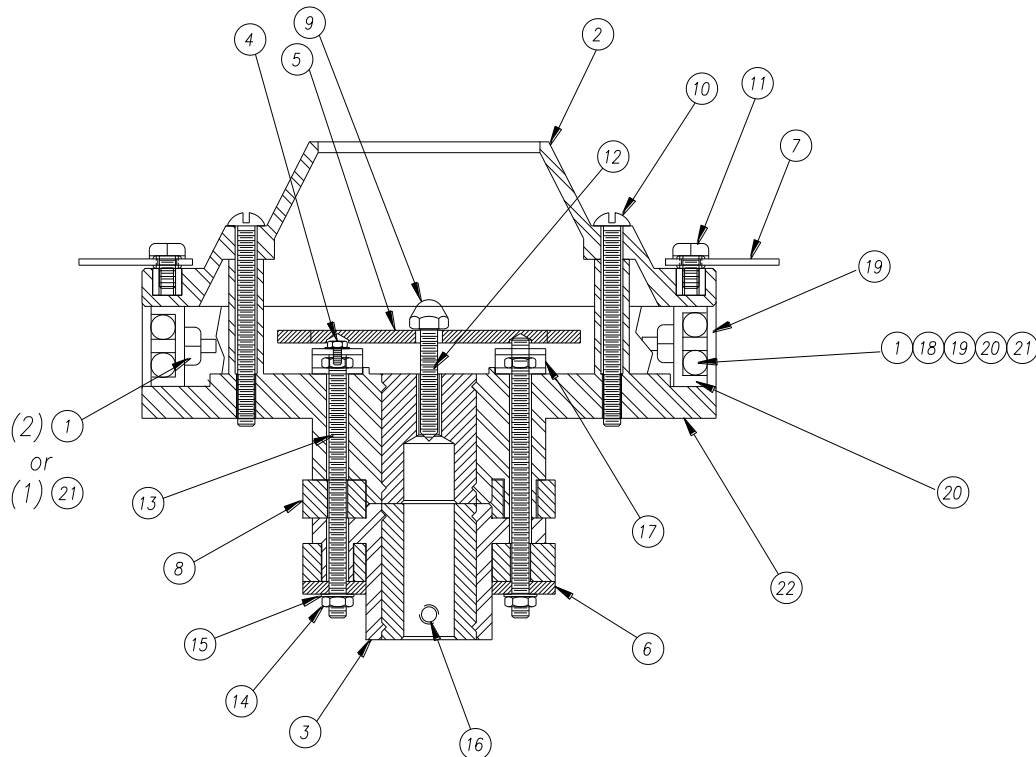
PARTS LIST-BREEZE FLOSS HEAD ASSEMBLY

Item No.	3030 Part No.	3030EX Part No.	Description	Qty./Machine
	42283T	42283TX	Spinner Head Complete	1
	42284T	42284T	Spinner Bottom	1
1	48767	48767	8-32 Locknut, Reversible	2
2	43166	43166	Spinner Cap, High Capacity	1
3	42281	42281	Lower Spinner Head	1
4	42045	42045	8-32 x 1/4" Hex Head Whiz Lock Screw	2
5	42162	42162	Terminal Guard, Phenolic	1
6	20054	20054	Bottom Washer, Phenolic	1
7	20010	20010	Leather Floater	2
8	42126	42126	Slip Ring 3/8" Wide	2
9	48041	48041	Acorn Nut, Nylon	1
10	20050	20050	Screw, #10-24 x 2 1/4"	4
11	89247	89247	Screw, #8-32 x 3/8 PH PAN	2
12	42413	42413	Set Screw, 1/4-20 x 2 3/4"	1
13	42127	42127	Slip Ring Stud	2
14	42301	42301	#10-32 Hex Nut, Brass	4
15	42215	42215	#10 External Tooth Washer	4
16	74125	74125	Set Screw, 1/4-20 x 3/8"	1
17	42305	42305	Terminal Assembly	2
18,19,20,21	48799	48799EX	Floss Band Assembly W/ Element Clamps, Counterweight & Nut	1
20	48798	48715	Floss Element Clamp/Bracket	3
21	48763	48763	Counterweight	1
22	42437	42437	Upper Spinner Head	1



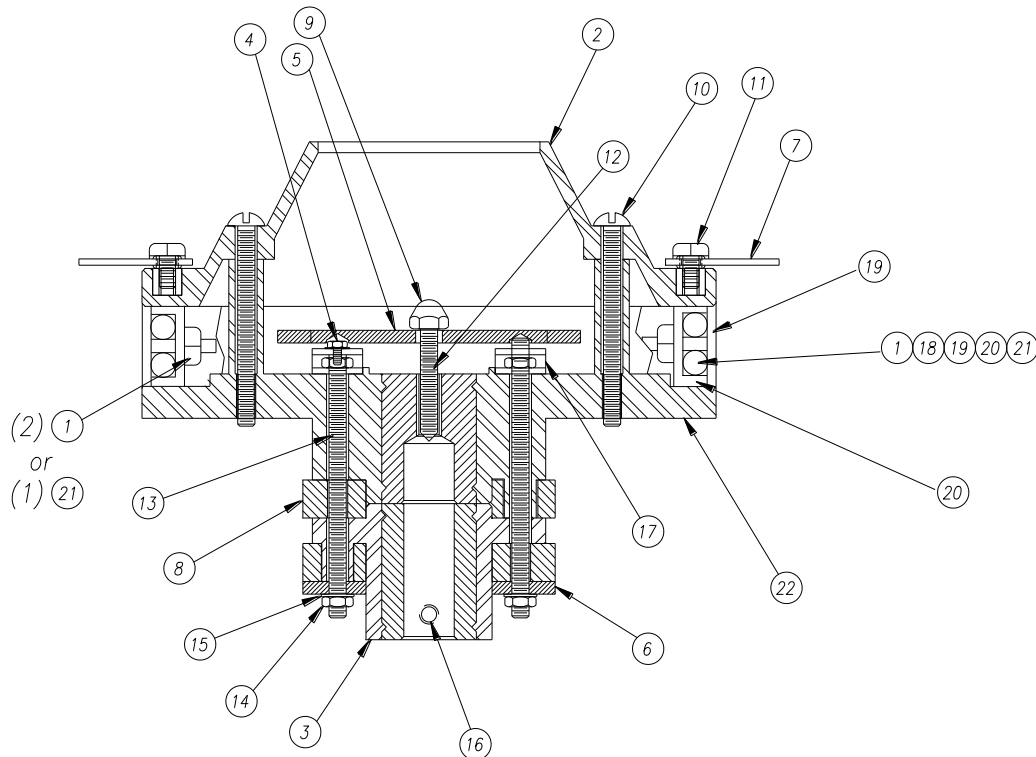
PARTS LIST-BREEZE FLOSS HEAD ASSEMBLY

Item No.	3030 Part No.	3030EX Part No.	Description	Qty./Machine
	42283T	42283TX	Spinner Head Complete	1
	42284T	42284T	Spinner Bottom	1
1	48767	48767	8-32 Locknut, Reversible	2
2	43166	43166	Spinner Cap, High Capacity	1
3	42281	42281	Lower Spinner Head	1
4	42045	42045	8-32 x 1/4" Hex Head Whiz Lock Screw	2
5	42162	42162	Terminal Guard, Phenolic	1
6	20054	20054	Bottom Washer, Phenolic	1
7	20010	20010	Leather Floater	2
8	42126	42126	Slip Ring 3/8" Wide	2
9	48041	48041	Acorn Nut, Nylon	1
10	20050	20050	Screw, #10-24 x 2 1/4"	4
11	89247	89247	Screw, #8-32 x 3/8 PH PAN	2
12	42413	42413	Set Screw, 1/4-20 x 2 3/4"	1
13	42127	42127	Slip Ring Stud	2
14	42301	42301	#10-32 Hex Nut, Brass	4
15	42215	42215	#10 External Tooth Washer	4
16	74125	74125	Set Screw, 1/4-20 x 3/8"	1
17	42305	42305	Terminal Assembly	2
18,19,20,21	48799	48799EX	Floss Band Assembly W/ Element Clamps, Counterweight & Nut	1
20	48798	48715	Floss Element Clamp/Bracket	3
21	48763	48763	Counterweight	1
22	42437	42437	Upper Spinner Head	1



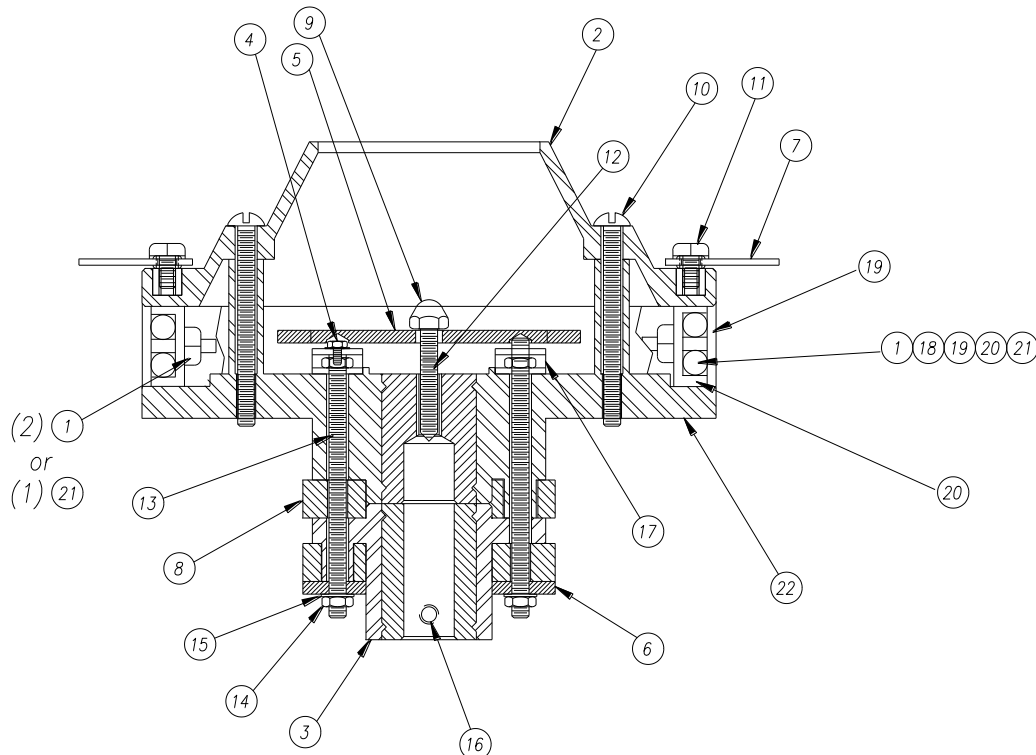
PARTS LIST-BREEZE FLOSS HEAD ASSEMBLY

Item No.	3030 Part No.	3030EX Part No.	Description	Qty./Machine
	42283T	42283TX	Spinner Head Complete	1
	42284T	42284T	Spinner Bottom	1
1	48767	48767	8-32 Locknut, Reversible	2
2	43166	43166	Spinner Cap, High Capacity	1
3	42281	42281	Lower Spinner Head	1
4	42045	42045	8-32 x 1/4" Hex Head Whiz Lock Screw	2
5	42162	42162	Terminal Guard, Phenolic	1
6	20054	20054	Bottom Washer, Phenolic	1
7	20010	20010	Leather Floater	2
8	42126	42126	Slip Ring 3/8" Wide	2
9	48041	48041	Acorn Nut, Nylon	1
10	20050	20050	Screw, #10-24 x 2 1/4"	4
11	89247	89247	Screw, #8-32 x 3/8 PH PAN	2
12	42413	42413	Set Screw, 1/4-20 x 2 3/4"	1
13	42127	42127	Slip Ring Stud	2
14	42301	42301	#10-32 Hex Nut, Brass	4
15	42215	42215	#10 External Tooth Washer	4
16	74125	74125	Set Screw, 1/4-20 x 3/8"	1
17	42305	42305	Terminal Assembly	2
18,19,20,21	48799	48799EX	Floss Band Assembly W/ Element Clamps, Counterweight & Nut	1
20	48798	48715	Floss Element Clamp/Bracket	3
21	48763	48763	Counterweight	1
22	42437	42437	Upper Spinner Head	1



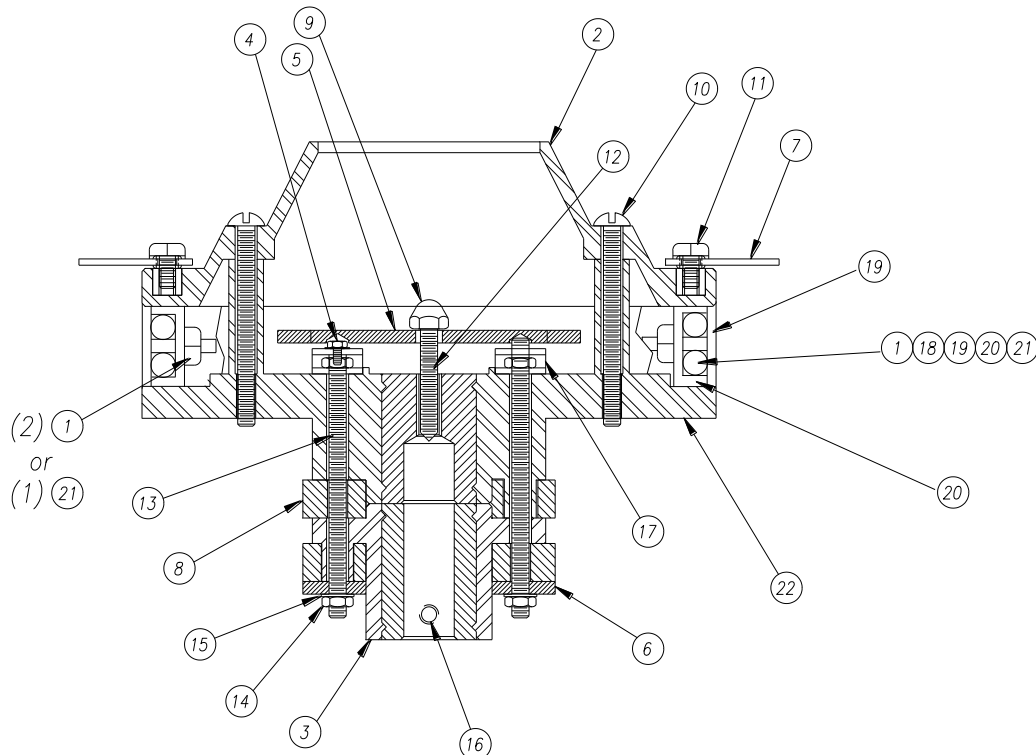
PARTS LIST-BREEZE FLOSS HEAD ASSEMBLY

Item No.	3030 Part No.	3030EX Part No.	Description	Qty./Machine
	42283T	42283TX	Spinner Head Complete	1
	42284T	42284T	Spinner Bottom	1
1	48767	48767	8-32 Locknut, Reversible	2
2	43166	43166	Spinner Cap, High Capacity	1
3	42281	42281	Lower Spinner Head	1
4	42045	42045	8-32 x 1/4" Hex Head Whiz Lock Screw	2
5	42162	42162	Terminal Guard, Phenolic	1
6	20054	20054	Bottom Washer, Phenolic	1
7	20010	20010	Leather Floater	2
8	42126	42126	Slip Ring 3/8" Wide	2
9	48041	48041	Acorn Nut, Nylon	1
10	20050	20050	Screw, #10-24 x 2 1/4"	4
11	89247	89247	Screw, #8-32 x 3/8 PH PAN	2
12	42413	42413	Set Screw, 1/4-20 x 2 3/4"	1
13	42127	42127	Slip Ring Stud	2
14	42301	42301	#10-32 Hex Nut, Brass	4
15	42215	42215	#10 External Tooth Washer	4
16	74125	74125	Set Screw, 1/4-20 x 3/8"	1
17	42305	42305	Terminal Assembly	2
18,19,20,21	48799	48799EX	Floss Band Assembly W/ Element Clamps, Counterweight & Nut	1
20	48798	48715	Floss Element Clamp/Bracket	3
21	48763	48763	Counterweight	1
22	42437	42437	Upper Spinner Head	1



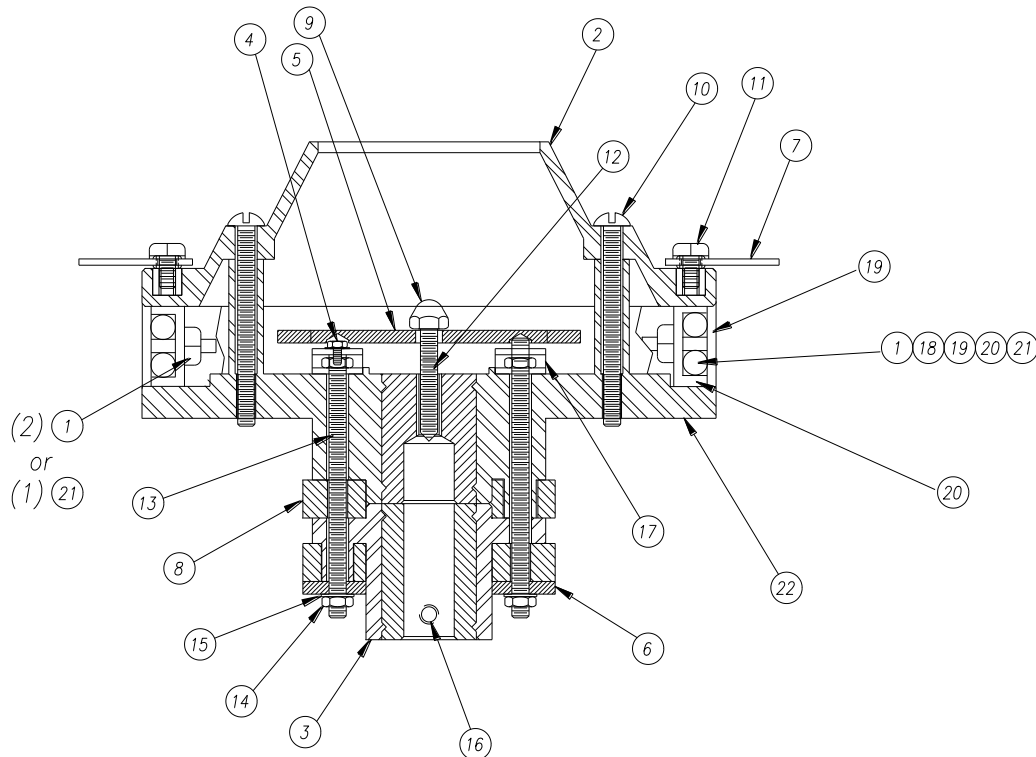
PARTS LIST-BREEZE FLOSS HEAD ASSEMBLY

Item No.	3030 Part No.	3030EX Part No.	Description	Qty./Machine
	42283T	42283TX	Spinner Head Complete	1
	42284T	42284T	Spinner Bottom	1
1	48767	48767	8-32 Locknut, Reversible	2
2	43166	43166	Spinner Cap, High Capacity	1
3	42281	42281	Lower Spinner Head	1
4	42045	42045	8-32 x 1/4" Hex Head Whiz Lock Screw	2
5	42162	42162	Terminal Guard, Phenolic	1
6	20054	20054	Bottom Washer, Phenolic	1
7	20010	20010	Leather Floater	2
8	42126	42126	Slip Ring 3/8" Wide	2
9	48041	48041	Acorn Nut, Nylon	1
10	20050	20050	Screw, #10-24 x 2 1/4"	4
11	89247	89247	Screw, #8-32 x 3/8 PH PAN	2
12	42413	42413	Set Screw, 1/4-20 x 2 3/4"	1
13	42127	42127	Slip Ring Stud	2
14	42301	42301	#10-32 Hex Nut, Brass	4
15	42215	42215	#10 External Tooth Washer	4
16	74125	74125	Set Screw, 1/4-20 x 3/8"	1
17	42305	42305	Terminal Assembly	2
18,19,20,21	48799	48799EX	Floss Band Assembly W/ Element Clamps, Counterweight & Nut	1
20	48798	48715	Floss Element Clamp/Bracket	3
21	48763	48763	Counterweight	1
22	42437	42437	Upper Spinner Head	1



PARTS LIST-BREEZE FLOSS HEAD ASSEMBLY

Item No.	3030 Part No.	3030EX Part No.	Description	Qty./Machine
	42283T	42283TX	Spinner Head Complete	1
	42284T	42284T	Spinner Bottom	1
1	48767	48767	8-32 Locknut, Reversible	2
2	43166	43166	Spinner Cap, High Capacity	1
3	42281	42281	Lower Spinner Head	1
4	42045	42045	8-32 x 1/4" Hex Head Whiz Lock Screw	2
5	42162	42162	Terminal Guard, Phenolic	1
6	20054	20054	Bottom Washer, Phenolic	1
7	20010	20010	Leather Floater	2
8	42126	42126	Slip Ring 3/8" Wide	2
9	48041	48041	Acorn Nut, Nylon	1
10	20050	20050	Screw, #10-24 x 2 1/4"	4
11	89247	89247	Screw, #8-32 x 3/8 PH PAN	2
12	42413	42413	Set Screw, 1/4-20 x 2 3/4"	1
13	42127	42127	Slip Ring Stud	2
14	42301	42301	#10-32 Hex Nut, Brass	4
15	42215	42215	#10 External Tooth Washer	4
16	74125	74125	Set Screw, 1/4-20 x 3/8"	1
17	42305	42305	Terminal Assembly	2
18,19,20,21	48799	48799EX	Floss Band Assembly W/ Element Clamps, Counterweight & Nut	1
20	48798	48715	Floss Element Clamp/Bracket	3
21	48763	48763	Counterweight	1
22	42437	42437	Upper Spinner Head	1



PARTS LIST-BREEZE FLOSS HEAD ASSEMBLY

Item No.	3030 Part No.	3030EX Part No.	Description	Qty./Machine
	42283T	42283TX	Spinner Head Complete	1
	42284T	42284T	Spinner Bottom	1
1	48767	48767	8-32 Locknut, Reversible	2
2	43166	43166	Spinner Cap, High Capacity	1
3	42281	42281	Lower Spinner Head	1
4	42045	42045	8-32 x 1/4" Hex Head Whiz Lock Screw	2
5	42162	42162	Terminal Guard, Phenolic	1
6	20054	20054	Bottom Washer, Phenolic	1
7	20010	20010	Leather Floater	2
8	42126	42126	Slip Ring 3/8" Wide	2
9	48041	48041	Acorn Nut, Nylon	1
10	20050	20050	Screw, #10-24 x 2 1/4"	4
11	89247	89247	Screw, #8-32 x 3/8 PH PAN	2
12	42413	42413	Set Screw, 1/4-20 x 2 3/4"	1
13	42127	42127	Slip Ring Stud	2
14	42301	42301	#10-32 Hex Nut, Brass	4
15	42215	42215	#10 External Tooth Washer	4
16	74125	74125	Set Screw, 1/4-20 x 3/8"	1
17	42305	42305	Terminal Assembly	2
18,19,20,21	48799	48799EX	Floss Band Assembly W/ Element Clamps, Counterweight & Nut	1
20	48798	48715	Floss Element Clamp/Bracket	3
21	48763	48763	Counterweight	1
22	42437	42437	Upper Spinner Head	1

