



INSTALLATION INSTRUCTIONS

Inspection of Shipment

After unpacking, check thoroughly for any damage which may have occurred in transit. Claims should be filed immediately with the transportation company. The warranty does not cover damage that occurs in transit, or damage caused by abuse, or consequential damage due to the operation of this machine, since it is beyond our control (reference warranty in back of manual).

Manual

Read and understand the operator’s manual and all other safety instructions before using this equipment. To order copies of the operator’s manual go to gmpopcorn.com or write to Gold Medal Products Co., 10700 Medallion Drive, Cincinnati, OH 45241 USA 1-(800)-543-0862.

Model Description

3077-00-000: Floss Maxx Cotton Candy Machine with aluminum floss pan.

Items Included with this Unit


| | | |
|--|---|---|
| | | |
| <p>Whirlgrip Floss Stabilizer (PN 3010)</p> | <p>Aluminum Floss Pan (PN 42040)</p> | <p>Cotton Candy Cone Samples (PN 3021M/case of 1000)</p> |
| | | |
| <p>Instruction Manual</p> | <p>Registration Warranty Card</p> | |




Whirlgrip Floss Stabilizer

Installation Instructions


Unit must be OFF, and cool to install Floss Stabilizer. Place Floss Pan on unit and install Whirl Grip Floss Stabilizer (Item No. 3010) as shown below. Kit includes: Floss Stabilizer/screening (P/N 43032), and (6) Whirlgrip Clips (P/N 77470). Clips are designed to provide air space between screening and floss pan.




Step 1: Place Whirl Clips over rim of pan with hooks facing inside.



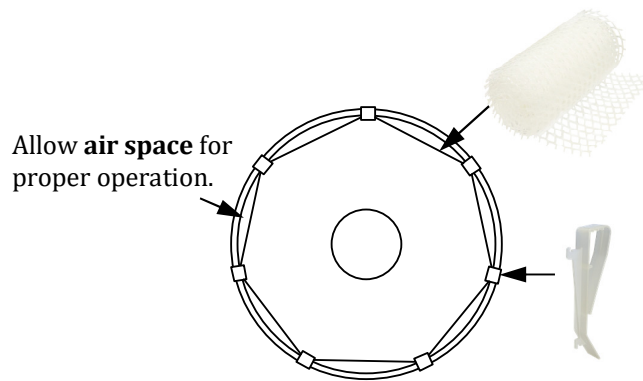
Step 2: Hang Stabilizer on top, up facing hook. Screening should be about flush with top of pan.



Step 3: Gently pull screening down and attach to bottom, down facing hook.



Step 4: Repeat for all clips keeping equal spacing around pan (number of clips varies by model). Allow air space between pan and screening for proper operation.




Top View of Floss Pan




Whirlgrip Floss Stabilizer

Installation Instructions


Unit must be OFF, and cool to install Floss Stabilizer. Place Floss Pan on unit and install Whirl Grip Floss Stabilizer (Item No. 3010) as shown below. Kit includes: Floss Stabilizer/screening (P/N 43032), and (6) Whirlgrip Clips (P/N 77470). Clips are designed to provide air space between screening and floss pan.




Step 1: Place Whirl Clips over rim of pan with hooks facing inside.



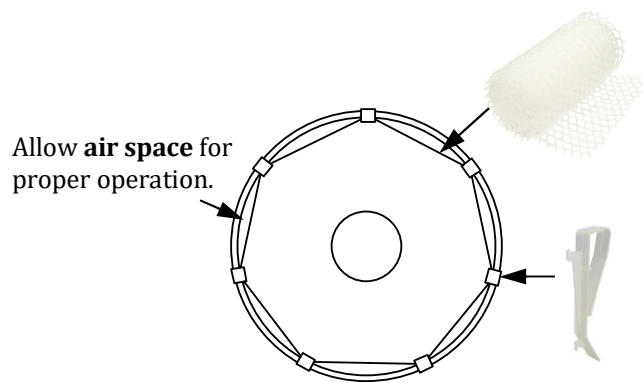
Step 2: Hang Stabilizer on top, up facing hook. Screening should be about flush with top of pan.



Step 3: Gently pull screening down and attach to bottom, down facing hook.



Step 4: Repeat for all clips keeping equal spacing around pan (number of clips varies by model). Allow air space between pan and screening for proper operation.



Top View of Floss Pan



Cabinet Exterior and Lock-N-Go Handle Assembly – Parts List

| Item | Part Description | Part Number |
|------|---|-------------|
| | | 3077-00-000 |
| 1 | SPINNER HEAD COMPLETE (Complete Assy.) See Spinner Head Assembly section for individual parts breakdown. | 42561 |
| 2 | BRUSH HOLDER ASSY (includes Brushes, Caps and Holders) See Brush Assembly Breakdown section for individual parts breakdown. | 42382W |
| 3 | BELL HOUSING, DUAL BRUSH | 42190 |
| 4 | LABEL,FLOSS ADVERTISEMENT | 42159 |
| 5 | BOWL, SEAL RETAINER | 56561 |
| 6 | BELL HOUSING SEAL | 56571 |
| 7 | THREADED BUMPER,1/4-20 | 102017 |
| 8 | NAME,INSTRUCTION OVERLAY | 102025 |
| 9 | SWITCH, LIGHTED ROCKER GR | 42798 |
| 10 | KNOB, HEAT CONTROL | 42556 |
| 11 | RUBBER FEET 3/4IN HIGH (4 required) | 47155 |
| 12 | LOCK N GO HANDLE, NEW CAB. | 56563 |
| 13 | 5/16-18 X 1/2 PH TR M/S | 12183 |
| 14 | WASHER SS .5 ID X 1.10 OD | 48428 |
| 15 | CLAMPING SHAFT, LOCK N GO | 56565 |
| 16 | CLAMPING CAM | 42460 |
| 17 | 5/16 FLAT WASHER ZINC PLT | 74134 |
| 18 | HEX NUT 5/16-18 ESLOK | 12001 |
| 19* | POWER SUPPLY CORD | 87085 |
| 20 | STRAIN RELIEF SR-7W-2 | 67060 |
| 21 | WARNING LABEL CORD | 68720 |
| 22 | 8-32 X 3/8 PHIL PAN HEAD | 87515 |
| 23 | 1/4-20 X 3/4 GRADE 5 BOLT (w/Lock Washer) | 74520 |
| 24 | TINNERMAN NUT 1/4-20 | 42125 |
| 25 | 8-32 X 3/8 SLT. HWH M/S | 42044 |
| 26 | #8-32 TINNERMAN FASTENER | 47299 |
| 27 | INSPECTION BRUSH COVER | 42381 |
| 28 | LABEL,CLEAN EVERY 500 LBS | 42002 |



Cabinet Exterior and Lock-N-Go Handle Assembly – Parts List

| Item | Part Description | Part Number |
|------|---|-------------|
| | | 3077-00-000 |
| 1 | SPINNER HEAD COMPLETE (Complete Assy.) See Spinner Head Assembly section for individual parts breakdown. | 42561 |
| 2 | BRUSH HOLDER ASSY (includes Brushes, Caps and Holders) See Brush Assembly Breakdown section for individual parts breakdown. | 42382W |
| 3 | BELL HOUSING, DUAL BRUSH | 42190 |
| 4 | LABEL,FLOSS ADVERTISEMENT | 42159 |
| 5 | BOWL, SEAL RETAINER | 56561 |
| 6 | BELL HOUSING SEAL | 56571 |
| 7 | THREADED BUMPER,1/4-20 | 102017 |
| 8 | NAME,INSTRUCTION OVERLAY | 102025 |
| 9 | SWITCH, LIGHTED ROCKER GR | 42798 |
| 10 | KNOB, HEAT CONTROL | 42556 |
| 11 | RUBBER FEET 3/4IN HIGH (4 required) | 47155 |
| 12 | LOCK N GO HANDLE, NEW CAB. | 56563 |
| 13 | 5/16-18 X 1/2 PH TR M/S | 12183 |
| 14 | WASHER SS .5 ID X 1.10 OD | 48428 |
| 15 | CLAMPING SHAFT, LOCK N GO | 56565 |
| 16 | CLAMPING CAM | 42460 |
| 17 | 5/16 FLAT WASHER ZINC PLT | 74134 |
| 18 | HEX NUT 5/16-18 ESLOK | 12001 |
| 19* | POWER SUPPLY CORD | 87085 |
| 20 | STRAIN RELIEF SR-7W-2 | 67060 |
| 21 | WARNING LABEL CORD | 68720 |
| 22 | 8-32 X 3/8 PHIL PAN HEAD | 87515 |
| 23 | 1/4-20 X 3/4 GRADE 5 BOLT (w/Lock Washer) | 74520 |
| 24 | TINNERMAN NUT 1/4-20 | 42125 |
| 25 | 8-32 X 3/8 SLT. HWH M/S | 42044 |
| 26 | #8-32 TINNERMAN FASTENER | 47299 |
| 27 | INSPECTION BRUSH COVER | 42381 |
| 28 | LABEL,CLEAN EVERY 500 LBS | 42002 |



Cabinet Exterior and Lock-N-Go Handle Assembly – Parts List

| Item | Part Description | Part Number |
|------|---|-------------|
| | | 3077-00-000 |
| 1 | SPINNER HEAD COMPLETE (Complete Assy.) See Spinner Head Assembly section for individual parts breakdown. | 42561 |
| 2 | BRUSH HOLDER ASSY (includes Brushes, Caps and Holders) See Brush Assembly Breakdown section for individual parts breakdown. | 42382W |
| 3 | BELL HOUSING, DUAL BRUSH | 42190 |
| 4 | LABEL,FLOSS ADVERTISEMENT | 42159 |
| 5 | BOWL, SEAL RETAINER | 56561 |
| 6 | BELL HOUSING SEAL | 56571 |
| 7 | THREADED BUMPER,1/4-20 | 102017 |
| 8 | NAME,INSTRUCTION OVERLAY | 102025 |
| 9 | SWITCH, LIGHTED ROCKER GR | 42798 |
| 10 | KNOB, HEAT CONTROL | 42556 |
| 11 | RUBBER FEET 3/4IN HIGH (4 required) | 47155 |
| 12 | LOCK N GO HANDLE, NEW CAB. | 56563 |
| 13 | 5/16-18 X 1/2 PH TR M/S | 12183 |
| 14 | WASHER SS .5 ID X 1.10 OD | 48428 |
| 15 | CLAMPING SHAFT, LOCK N GO | 56565 |
| 16 | CLAMPING CAM | 42460 |
| 17 | 5/16 FLAT WASHER ZINC PLT | 74134 |
| 18 | HEX NUT 5/16-18 ESLOK | 12001 |
| 19* | POWER SUPPLY CORD | 87085 |
| 20 | STRAIN RELIEF SR-7W-2 | 67060 |
| 21 | WARNING LABEL CORD | 68720 |
| 22 | 8-32 X 3/8 PHIL PAN HEAD | 87515 |
| 23 | 1/4-20 X 3/4 GRADE 5 BOLT (w/Lock Washer) | 74520 |
| 24 | TINNERMAN NUT 1/4-20 | 42125 |
| 25 | 8-32 X 3/8 SLT. HWH M/S | 42044 |
| 26 | #8-32 TINNERMAN FASTENER | 47299 |
| 27 | INSPECTION BRUSH COVER | 42381 |
| 28 | LABEL,CLEAN EVERY 500 LBS | 42002 |



Cabinet Exterior and Lock-N-Go Handle Assembly – Parts List

| Item | Part Description | Part Number |
|------|---|-------------|
| | | 3077-00-000 |
| 1 | SPINNER HEAD COMPLETE (Complete Assy.) See Spinner Head Assembly section for individual parts breakdown. | 42561 |
| 2 | BRUSH HOLDER ASSY (includes Brushes, Caps and Holders) See Brush Assembly Breakdown section for individual parts breakdown. | 42382W |
| 3 | BELL HOUSING, DUAL BRUSH | 42190 |
| 4 | LABEL,FLOSS ADVERTISEMENT | 42159 |
| 5 | BOWL, SEAL RETAINER | 56561 |
| 6 | BELL HOUSING SEAL | 56571 |
| 7 | THREADED BUMPER,1/4-20 | 102017 |
| 8 | NAME,INSTRUCTION OVERLAY | 102025 |
| 9 | SWITCH, LIGHTED ROCKER GR | 42798 |
| 10 | KNOB, HEAT CONTROL | 42556 |
| 11 | RUBBER FEET 3/4IN HIGH (4 required) | 47155 |
| 12 | LOCK N GO HANDLE, NEW CAB. | 56563 |
| 13 | 5/16-18 X 1/2 PH TR M/S | 12183 |
| 14 | WASHER SS .5 ID X 1.10 OD | 48428 |
| 15 | CLAMPING SHAFT, LOCK N GO | 56565 |
| 16 | CLAMPING CAM | 42460 |
| 17 | 5/16 FLAT WASHER ZINC PLT | 74134 |
| 18 | HEX NUT 5/16-18 ESLOK | 12001 |
| 19* | POWER SUPPLY CORD | 87085 |
| 20 | STRAIN RELIEF SR-7W-2 | 67060 |
| 21 | WARNING LABEL CORD | 68720 |
| 22 | 8-32 X 3/8 PHIL PAN HEAD | 87515 |
| 23 | 1/4-20 X 3/4 GRADE 5 BOLT (w/Lock Washer) | 74520 |
| 24 | TINNERMAN NUT 1/4-20 | 42125 |
| 25 | 8-32 X 3/8 SLT. HWH M/S | 42044 |
| 26 | #8-32 TINNERMAN FASTENER | 47299 |
| 27 | INSPECTION BRUSH COVER | 42381 |
| 28 | LABEL,CLEAN EVERY 500 LBS | 42002 |



Cabinet Exterior and Lock-N-Go Handle Assembly – Parts List

| Item | Part Description | Part Number |
|------|---|-------------|
| | | 3077-00-000 |
| 1 | SPINNER HEAD COMPLETE (Complete Assy.) See Spinner Head Assembly section for individual parts breakdown. | 42561 |
| 2 | BRUSH HOLDER ASSY (includes Brushes, Caps and Holders) See Brush Assembly Breakdown section for individual parts breakdown. | 42382W |
| 3 | BELL HOUSING, DUAL BRUSH | 42190 |
| 4 | LABEL,FLOSS ADVERTISEMENT | 42159 |
| 5 | BOWL, SEAL RETAINER | 56561 |
| 6 | BELL HOUSING SEAL | 56571 |
| 7 | THREADED BUMPER,1/4-20 | 102017 |
| 8 | NAME,INSTRUCTION OVERLAY | 102025 |
| 9 | SWITCH, LIGHTED ROCKER GR | 42798 |
| 10 | KNOB, HEAT CONTROL | 42556 |
| 11 | RUBBER FEET 3/4IN HIGH (4 required) | 47155 |
| 12 | LOCK N GO HANDLE, NEW CAB. | 56563 |
| 13 | 5/16-18 X 1/2 PH TR M/S | 12183 |
| 14 | WASHER SS .5 ID X 1.10 OD | 48428 |
| 15 | CLAMPING SHAFT, LOCK N GO | 56565 |
| 16 | CLAMPING CAM | 42460 |
| 17 | 5/16 FLAT WASHER ZINC PLT | 74134 |
| 18 | HEX NUT 5/16-18 ESLOK | 12001 |
| 19* | POWER SUPPLY CORD | 87085 |
| 20 | STRAIN RELIEF SR-7W-2 | 67060 |
| 21 | WARNING LABEL CORD | 68720 |
| 22 | 8-32 X 3/8 PHIL PAN HEAD | 87515 |
| 23 | 1/4-20 X 3/4 GRADE 5 BOLT (w/Lock Washer) | 74520 |
| 24 | TINNERMAN NUT 1/4-20 | 42125 |
| 25 | 8-32 X 3/8 SLT. HWH M/S | 42044 |
| 26 | #8-32 TINNERMAN FASTENER | 47299 |
| 27 | INSPECTION BRUSH COVER | 42381 |
| 28 | LABEL,CLEAN EVERY 500 LBS | 42002 |



Cabinet Exterior and Lock-N-Go Handle Assembly – Parts List

| Item | Part Description | Part Number |
|------|---|-------------|
| | | 3077-00-000 |
| 1 | SPINNER HEAD COMPLETE (Complete Assy.) See Spinner Head Assembly section for individual parts breakdown. | 42561 |
| 2 | BRUSH HOLDER ASSY (includes Brushes, Caps and Holders) See Brush Assembly Breakdown section for individual parts breakdown. | 42382W |
| 3 | BELL HOUSING, DUAL BRUSH | 42190 |
| 4 | LABEL,FLOSS ADVERTISEMENT | 42159 |
| 5 | BOWL, SEAL RETAINER | 56561 |
| 6 | BELL HOUSING SEAL | 56571 |
| 7 | THREADED BUMPER,1/4-20 | 102017 |
| 8 | NAME,INSTRUCTION OVERLAY | 102025 |
| 9 | SWITCH, LIGHTED ROCKER GR | 42798 |
| 10 | KNOB, HEAT CONTROL | 42556 |
| 11 | RUBBER FEET 3/4IN HIGH (4 required) | 47155 |
| 12 | LOCK N GO HANDLE, NEW CAB. | 56563 |
| 13 | 5/16-18 X 1/2 PH TR M/S | 12183 |
| 14 | WASHER SS .5 ID X 1.10 OD | 48428 |
| 15 | CLAMPING SHAFT, LOCK N GO | 56565 |
| 16 | CLAMPING CAM | 42460 |
| 17 | 5/16 FLAT WASHER ZINC PLT | 74134 |
| 18 | HEX NUT 5/16-18 ESLOK | 12001 |
| 19* | POWER SUPPLY CORD | 87085 |
| 20 | STRAIN RELIEF SR-7W-2 | 67060 |
| 21 | WARNING LABEL CORD | 68720 |
| 22 | 8-32 X 3/8 PHIL PAN HEAD | 87515 |
| 23 | 1/4-20 X 3/4 GRADE 5 BOLT (w/Lock Washer) | 74520 |
| 24 | TINNERMAN NUT 1/4-20 | 42125 |
| 25 | 8-32 X 3/8 SLT. HWH M/S | 42044 |
| 26 | #8-32 TINNERMAN FASTENER | 47299 |
| 27 | INSPECTION BRUSH COVER | 42381 |
| 28 | LABEL,CLEAN EVERY 500 LBS | 42002 |



Cabinet Exterior and Lock-N-Go Handle Assembly – Parts List

| Item | Part Description | Part Number |
|------|---|-------------|
| | | 3077-00-000 |
| 1 | SPINNER HEAD COMPLETE (Complete Assy.) See Spinner Head Assembly section for individual parts breakdown. | 42561 |
| 2 | BRUSH HOLDER ASSY (includes Brushes, Caps and Holders) See Brush Assembly Breakdown section for individual parts breakdown. | 42382W |
| 3 | BELL HOUSING, DUAL BRUSH | 42190 |
| 4 | LABEL,FLOSS ADVERTISEMENT | 42159 |
| 5 | BOWL, SEAL RETAINER | 56561 |
| 6 | BELL HOUSING SEAL | 56571 |
| 7 | THREADED BUMPER,1/4-20 | 102017 |
| 8 | NAME,INSTRUCTION OVERLAY | 102025 |
| 9 | SWITCH, LIGHTED ROCKER GR | 42798 |
| 10 | KNOB, HEAT CONTROL | 42556 |
| 11 | RUBBER FEET 3/4IN HIGH (4 required) | 47155 |
| 12 | LOCK N GO HANDLE, NEW CAB. | 56563 |
| 13 | 5/16-18 X 1/2 PH TR M/S | 12183 |
| 14 | WASHER SS .5 ID X 1.10 OD | 48428 |
| 15 | CLAMPING SHAFT, LOCK N GO | 56565 |
| 16 | CLAMPING CAM | 42460 |
| 17 | 5/16 FLAT WASHER ZINC PLT | 74134 |
| 18 | HEX NUT 5/16-18 ESLOK | 12001 |
| 19* | POWER SUPPLY CORD | 87085 |
| 20 | STRAIN RELIEF SR-7W-2 | 67060 |
| 21 | WARNING LABEL CORD | 68720 |
| 22 | 8-32 X 3/8 PHIL PAN HEAD | 87515 |
| 23 | 1/4-20 X 3/4 GRADE 5 BOLT (w/Lock Washer) | 74520 |
| 24 | TINNERMAN NUT 1/4-20 | 42125 |
| 25 | 8-32 X 3/8 SLT. HWH M/S | 42044 |
| 26 | #8-32 TINNERMAN FASTENER | 47299 |
| 27 | INSPECTION BRUSH COVER | 42381 |
| 28 | LABEL,CLEAN EVERY 500 LBS | 42002 |



Cabinet Exterior and Lock-N-Go Handle Assembly – Parts List

| Item | Part Description | Part Number |
|------|---|-------------|
| | | 3077-00-000 |
| 1 | SPINNER HEAD COMPLETE (Complete Assy.) See Spinner Head Assembly section for individual parts breakdown. | 42561 |
| 2 | BRUSH HOLDER ASSY (includes Brushes, Caps and Holders) See Brush Assembly Breakdown section for individual parts breakdown. | 42382W |
| 3 | BELL HOUSING, DUAL BRUSH | 42190 |
| 4 | LABEL,FLOSS ADVERTISEMENT | 42159 |
| 5 | BOWL, SEAL RETAINER | 56561 |
| 6 | BELL HOUSING SEAL | 56571 |
| 7 | THREADED BUMPER,1/4-20 | 102017 |
| 8 | NAME,INSTRUCTION OVERLAY | 102025 |
| 9 | SWITCH, LIGHTED ROCKER GR | 42798 |
| 10 | KNOB, HEAT CONTROL | 42556 |
| 11 | RUBBER FEET 3/4IN HIGH (4 required) | 47155 |
| 12 | LOCK N GO HANDLE, NEW CAB. | 56563 |
| 13 | 5/16-18 X 1/2 PH TR M/S | 12183 |
| 14 | WASHER SS .5 ID X 1.10 OD | 48428 |
| 15 | CLAMPING SHAFT, LOCK N GO | 56565 |
| 16 | CLAMPING CAM | 42460 |
| 17 | 5/16 FLAT WASHER ZINC PLT | 74134 |
| 18 | HEX NUT 5/16-18 ESLOK | 12001 |
| 19* | POWER SUPPLY CORD | 87085 |
| 20 | STRAIN RELIEF SR-7W-2 | 67060 |
| 21 | WARNING LABEL CORD | 68720 |
| 22 | 8-32 X 3/8 PHIL PAN HEAD | 87515 |
| 23 | 1/4-20 X 3/4 GRADE 5 BOLT (w/Lock Washer) | 74520 |
| 24 | TINNERMAN NUT 1/4-20 | 42125 |
| 25 | 8-32 X 3/8 SLT. HWH M/S | 42044 |
| 26 | #8-32 TINNERMAN FASTENER | 47299 |
| 27 | INSPECTION BRUSH COVER | 42381 |
| 28 | LABEL,CLEAN EVERY 500 LBS | 42002 |



Cabinet Exterior and Lock-N-Go Handle Assembly – Parts List

| Item | Part Description | Part Number |
|------|---|-------------|
| | | 3077-00-000 |
| 1 | SPINNER HEAD COMPLETE (Complete Assy.) See Spinner Head Assembly section for individual parts breakdown. | 42561 |
| 2 | BRUSH HOLDER ASSY (includes Brushes, Caps and Holders) See Brush Assembly Breakdown section for individual parts breakdown. | 42382W |
| 3 | BELL HOUSING, DUAL BRUSH | 42190 |
| 4 | LABEL,FLOSS ADVERTISEMENT | 42159 |
| 5 | BOWL, SEAL RETAINER | 56561 |
| 6 | BELL HOUSING SEAL | 56571 |
| 7 | THREADED BUMPER,1/4-20 | 102017 |
| 8 | NAME,INSTRUCTION OVERLAY | 102025 |
| 9 | SWITCH, LIGHTED ROCKER GR | 42798 |
| 10 | KNOB, HEAT CONTROL | 42556 |
| 11 | RUBBER FEET 3/4IN HIGH (4 required) | 47155 |
| 12 | LOCK N GO HANDLE, NEW CAB. | 56563 |
| 13 | 5/16-18 X 1/2 PH TR M/S | 12183 |
| 14 | WASHER SS .5 ID X 1.10 OD | 48428 |
| 15 | CLAMPING SHAFT, LOCK N GO | 56565 |
| 16 | CLAMPING CAM | 42460 |
| 17 | 5/16 FLAT WASHER ZINC PLT | 74134 |
| 18 | HEX NUT 5/16-18 ESLOK | 12001 |
| 19* | POWER SUPPLY CORD | 87085 |
| 20 | STRAIN RELIEF SR-7W-2 | 67060 |
| 21 | WARNING LABEL CORD | 68720 |
| 22 | 8-32 X 3/8 PHIL PAN HEAD | 87515 |
| 23 | 1/4-20 X 3/4 GRADE 5 BOLT (w/Lock Washer) | 74520 |
| 24 | TINNERMAN NUT 1/4-20 | 42125 |
| 25 | 8-32 X 3/8 SLT. HWH M/S | 42044 |
| 26 | #8-32 TINNERMAN FASTENER | 47299 |
| 27 | INSPECTION BRUSH COVER | 42381 |
| 28 | LABEL,CLEAN EVERY 500 LBS | 42002 |



Cabinet Exterior and Lock-N-Go Handle Assembly – Parts List

| Item | Part Description | Part Number |
|------|---|-------------|
| | | 3077-00-000 |
| 1 | SPINNER HEAD COMPLETE (Complete Assy.) See Spinner Head Assembly section for individual parts breakdown. | 42561 |
| 2 | BRUSH HOLDER ASSY (includes Brushes, Caps and Holders) See Brush Assembly Breakdown section for individual parts breakdown. | 42382W |
| 3 | BELL HOUSING, DUAL BRUSH | 42190 |
| 4 | LABEL,FLOSS ADVERTISEMENT | 42159 |
| 5 | BOWL, SEAL RETAINER | 56561 |
| 6 | BELL HOUSING SEAL | 56571 |
| 7 | THREADED BUMPER,1/4-20 | 102017 |
| 8 | NAME,INSTRUCTION OVERLAY | 102025 |
| 9 | SWITCH, LIGHTED ROCKER GR | 42798 |
| 10 | KNOB, HEAT CONTROL | 42556 |
| 11 | RUBBER FEET 3/4IN HIGH (4 required) | 47155 |
| 12 | LOCK N GO HANDLE, NEW CAB. | 56563 |
| 13 | 5/16-18 X 1/2 PH TR M/S | 12183 |
| 14 | WASHER SS .5 ID X 1.10 OD | 48428 |
| 15 | CLAMPING SHAFT, LOCK N GO | 56565 |
| 16 | CLAMPING CAM | 42460 |
| 17 | 5/16 FLAT WASHER ZINC PLT | 74134 |
| 18 | HEX NUT 5/16-18 ESLOK | 12001 |
| 19* | POWER SUPPLY CORD | 87085 |
| 20 | STRAIN RELIEF SR-7W-2 | 67060 |
| 21 | WARNING LABEL CORD | 68720 |
| 22 | 8-32 X 3/8 PHIL PAN HEAD | 87515 |
| 23 | 1/4-20 X 3/4 GRADE 5 BOLT (w/Lock Washer) | 74520 |
| 24 | TINNERMAN NUT 1/4-20 | 42125 |
| 25 | 8-32 X 3/8 SLT. HWH M/S | 42044 |
| 26 | #8-32 TINNERMAN FASTENER | 47299 |
| 27 | INSPECTION BRUSH COVER | 42381 |
| 28 | LABEL,CLEAN EVERY 500 LBS | 42002 |



Cabinet Exterior and Lock-N-Go Handle Assembly – Parts List

| Item | Part Description | Part Number |
|------|---|-------------|
| | | 3077-00-000 |
| 1 | SPINNER HEAD COMPLETE (Complete Assy.) See Spinner Head Assembly section for individual parts breakdown. | 42561 |
| 2 | BRUSH HOLDER ASSY (includes Brushes, Caps and Holders) See Brush Assembly Breakdown section for individual parts breakdown. | 42382W |
| 3 | BELL HOUSING, DUAL BRUSH | 42190 |
| 4 | LABEL,FLOSS ADVERTISEMENT | 42159 |
| 5 | BOWL, SEAL RETAINER | 56561 |
| 6 | BELL HOUSING SEAL | 56571 |
| 7 | THREADED BUMPER,1/4-20 | 102017 |
| 8 | NAME,INSTRUCTION OVERLAY | 102025 |
| 9 | SWITCH, LIGHTED ROCKER GR | 42798 |
| 10 | KNOB, HEAT CONTROL | 42556 |
| 11 | RUBBER FEET 3/4IN HIGH (4 required) | 47155 |
| 12 | LOCK N GO HANDLE, NEW CAB. | 56563 |
| 13 | 5/16-18 X 1/2 PH TR M/S | 12183 |
| 14 | WASHER SS .5 ID X 1.10 OD | 48428 |
| 15 | CLAMPING SHAFT, LOCK N GO | 56565 |
| 16 | CLAMPING CAM | 42460 |
| 17 | 5/16 FLAT WASHER ZINC PLT | 74134 |
| 18 | HEX NUT 5/16-18 ESLOK | 12001 |
| 19* | POWER SUPPLY CORD | 87085 |
| 20 | STRAIN RELIEF SR-7W-2 | 67060 |
| 21 | WARNING LABEL CORD | 68720 |
| 22 | 8-32 X 3/8 PHIL PAN HEAD | 87515 |
| 23 | 1/4-20 X 3/4 GRADE 5 BOLT (w/Lock Washer) | 74520 |
| 24 | TINNERMAN NUT 1/4-20 | 42125 |
| 25 | 8-32 X 3/8 SLT. HWH M/S | 42044 |
| 26 | #8-32 TINNERMAN FASTENER | 47299 |
| 27 | INSPECTION BRUSH COVER | 42381 |
| 28 | LABEL,CLEAN EVERY 500 LBS | 42002 |



Cabinet Exterior and Lock-N-Go Handle Assembly – Parts List

| Item | Part Description | Part Number |
|------|---|-------------|
| | | 3077-00-000 |
| 1 | SPINNER HEAD COMPLETE (Complete Assy.) See Spinner Head Assembly section for individual parts breakdown. | 42561 |
| 2 | BRUSH HOLDER ASSY (includes Brushes, Caps and Holders) See Brush Assembly Breakdown section for individual parts breakdown. | 42382W |
| 3 | BELL HOUSING, DUAL BRUSH | 42190 |
| 4 | LABEL,FLOSS ADVERTISEMENT | 42159 |
| 5 | BOWL, SEAL RETAINER | 56561 |
| 6 | BELL HOUSING SEAL | 56571 |
| 7 | THREADED BUMPER,1/4-20 | 102017 |
| 8 | NAME,INSTRUCTION OVERLAY | 102025 |
| 9 | SWITCH, LIGHTED ROCKER GR | 42798 |
| 10 | KNOB, HEAT CONTROL | 42556 |
| 11 | RUBBER FEET 3/4IN HIGH (4 required) | 47155 |
| 12 | LOCK N GO HANDLE, NEW CAB. | 56563 |
| 13 | 5/16-18 X 1/2 PH TR M/S | 12183 |
| 14 | WASHER SS .5 ID X 1.10 OD | 48428 |
| 15 | CLAMPING SHAFT, LOCK N GO | 56565 |
| 16 | CLAMPING CAM | 42460 |
| 17 | 5/16 FLAT WASHER ZINC PLT | 74134 |
| 18 | HEX NUT 5/16-18 ESLOK | 12001 |
| 19* | POWER SUPPLY CORD | 87085 |
| 20 | STRAIN RELIEF SR-7W-2 | 67060 |
| 21 | WARNING LABEL CORD | 68720 |
| 22 | 8-32 X 3/8 PHIL PAN HEAD | 87515 |
| 23 | 1/4-20 X 3/4 GRADE 5 BOLT (w/Lock Washer) | 74520 |
| 24 | TINNERMAN NUT 1/4-20 | 42125 |
| 25 | 8-32 X 3/8 SLT. HWH M/S | 42044 |
| 26 | #8-32 TINNERMAN FASTENER | 47299 |
| 27 | INSPECTION BRUSH COVER | 42381 |
| 28 | LABEL,CLEAN EVERY 500 LBS | 42002 |



Cabinet Exterior and Lock-N-Go Handle Assembly – Parts List

| Item | Part Description | Part Number |
|------|---|-------------|
| | | 3077-00-000 |
| 1 | SPINNER HEAD COMPLETE (Complete Assy.) See Spinner Head Assembly section for individual parts breakdown. | 42561 |
| 2 | BRUSH HOLDER ASSY (includes Brushes, Caps and Holders) See Brush Assembly Breakdown section for individual parts breakdown. | 42382W |
| 3 | BELL HOUSING, DUAL BRUSH | 42190 |
| 4 | LABEL,FLOSS ADVERTISEMENT | 42159 |
| 5 | BOWL, SEAL RETAINER | 56561 |
| 6 | BELL HOUSING SEAL | 56571 |
| 7 | THREADED BUMPER,1/4-20 | 102017 |
| 8 | NAME,INSTRUCTION OVERLAY | 102025 |
| 9 | SWITCH, LIGHTED ROCKER GR | 42798 |
| 10 | KNOB, HEAT CONTROL | 42556 |
| 11 | RUBBER FEET 3/4IN HIGH (4 required) | 47155 |
| 12 | LOCK N GO HANDLE, NEW CAB. | 56563 |
| 13 | 5/16-18 X 1/2 PH TR M/S | 12183 |
| 14 | WASHER SS .5 ID X 1.10 OD | 48428 |
| 15 | CLAMPING SHAFT, LOCK N GO | 56565 |
| 16 | CLAMPING CAM | 42460 |
| 17 | 5/16 FLAT WASHER ZINC PLT | 74134 |
| 18 | HEX NUT 5/16-18 ESLOK | 12001 |
| 19* | POWER SUPPLY CORD | 87085 |
| 20 | STRAIN RELIEF SR-7W-2 | 67060 |
| 21 | WARNING LABEL CORD | 68720 |
| 22 | 8-32 X 3/8 PHIL PAN HEAD | 87515 |
| 23 | 1/4-20 X 3/4 GRADE 5 BOLT (w/Lock Washer) | 74520 |
| 24 | TINNERMAN NUT 1/4-20 | 42125 |
| 25 | 8-32 X 3/8 SLT. HWH M/S | 42044 |
| 26 | #8-32 TINNERMAN FASTENER | 47299 |
| 27 | INSPECTION BRUSH COVER | 42381 |
| 28 | LABEL,CLEAN EVERY 500 LBS | 42002 |



Cabinet Exterior and Lock-N-Go Handle Assembly – Parts List

| Item | Part Description | Part Number |
|------|---|-------------|
| | | 3077-00-000 |
| 1 | SPINNER HEAD COMPLETE (Complete Assy.) See Spinner Head Assembly section for individual parts breakdown. | 42561 |
| 2 | BRUSH HOLDER ASSY (includes Brushes, Caps and Holders) See Brush Assembly Breakdown section for individual parts breakdown. | 42382W |
| 3 | BELL HOUSING, DUAL BRUSH | 42190 |
| 4 | LABEL,FLOSS ADVERTISEMENT | 42159 |
| 5 | BOWL, SEAL RETAINER | 56561 |
| 6 | BELL HOUSING SEAL | 56571 |
| 7 | THREADED BUMPER,1/4-20 | 102017 |
| 8 | NAME,INSTRUCTION OVERLAY | 102025 |
| 9 | SWITCH, LIGHTED ROCKER GR | 42798 |
| 10 | KNOB, HEAT CONTROL | 42556 |
| 11 | RUBBER FEET 3/4IN HIGH (4 required) | 47155 |
| 12 | LOCK N GO HANDLE, NEW CAB. | 56563 |
| 13 | 5/16-18 X 1/2 PH TR M/S | 12183 |
| 14 | WASHER SS .5 ID X 1.10 OD | 48428 |
| 15 | CLAMPING SHAFT, LOCK N GO | 56565 |
| 16 | CLAMPING CAM | 42460 |
| 17 | 5/16 FLAT WASHER ZINC PLT | 74134 |
| 18 | HEX NUT 5/16-18 ESLOK | 12001 |
| 19* | POWER SUPPLY CORD | 87085 |
| 20 | STRAIN RELIEF SR-7W-2 | 67060 |
| 21 | WARNING LABEL CORD | 68720 |
| 22 | 8-32 X 3/8 PHIL PAN HEAD | 87515 |
| 23 | 1/4-20 X 3/4 GRADE 5 BOLT (w/Lock Washer) | 74520 |
| 24 | TINNERMAN NUT 1/4-20 | 42125 |
| 25 | 8-32 X 3/8 SLT. HWH M/S | 42044 |
| 26 | #8-32 TINNERMAN FASTENER | 47299 |
| 27 | INSPECTION BRUSH COVER | 42381 |
| 28 | LABEL,CLEAN EVERY 500 LBS | 42002 |



Cabinet Exterior and Lock-N-Go Handle Assembly – Parts List

| Item | Part Description | Part Number |
|------|---|-------------|
| | | 3077-00-000 |
| 1 | SPINNER HEAD COMPLETE (Complete Assy.) See Spinner Head Assembly section for individual parts breakdown. | 42561 |
| 2 | BRUSH HOLDER ASSY (includes Brushes, Caps and Holders) See Brush Assembly Breakdown section for individual parts breakdown. | 42382W |
| 3 | BELL HOUSING, DUAL BRUSH | 42190 |
| 4 | LABEL,FLOSS ADVERTISEMENT | 42159 |
| 5 | BOWL, SEAL RETAINER | 56561 |
| 6 | BELL HOUSING SEAL | 56571 |
| 7 | THREADED BUMPER,1/4-20 | 102017 |
| 8 | NAME,INSTRUCTION OVERLAY | 102025 |
| 9 | SWITCH, LIGHTED ROCKER GR | 42798 |
| 10 | KNOB, HEAT CONTROL | 42556 |
| 11 | RUBBER FEET 3/4IN HIGH (4 required) | 47155 |
| 12 | LOCK N GO HANDLE, NEW CAB. | 56563 |
| 13 | 5/16-18 X 1/2 PH TR M/S | 12183 |
| 14 | WASHER SS .5 ID X 1.10 OD | 48428 |
| 15 | CLAMPING SHAFT, LOCK N GO | 56565 |
| 16 | CLAMPING CAM | 42460 |
| 17 | 5/16 FLAT WASHER ZINC PLT | 74134 |
| 18 | HEX NUT 5/16-18 ESLOK | 12001 |
| 19* | POWER SUPPLY CORD | 87085 |
| 20 | STRAIN RELIEF SR-7W-2 | 67060 |
| 21 | WARNING LABEL CORD | 68720 |
| 22 | 8-32 X 3/8 PHIL PAN HEAD | 87515 |
| 23 | 1/4-20 X 3/4 GRADE 5 BOLT (w/Lock Washer) | 74520 |
| 24 | TINNERMAN NUT 1/4-20 | 42125 |
| 25 | 8-32 X 3/8 SLT. HWH M/S | 42044 |
| 26 | #8-32 TINNERMAN FASTENER | 47299 |
| 27 | INSPECTION BRUSH COVER | 42381 |
| 28 | LABEL,CLEAN EVERY 500 LBS | 42002 |



Cabinet Exterior and Lock-N-Go Handle Assembly – Parts List

| Item | Part Description | Part Number |
|------|---|-------------|
| | | 3077-00-000 |
| 1 | SPINNER HEAD COMPLETE (Complete Assy.) See Spinner Head Assembly section for individual parts breakdown. | 42561 |
| 2 | BRUSH HOLDER ASSY (includes Brushes, Caps and Holders) See Brush Assembly Breakdown section for individual parts breakdown. | 42382W |
| 3 | BELL HOUSING, DUAL BRUSH | 42190 |
| 4 | LABEL,FLOSS ADVERTISEMENT | 42159 |
| 5 | BOWL, SEAL RETAINER | 56561 |
| 6 | BELL HOUSING SEAL | 56571 |
| 7 | THREADED BUMPER,1/4-20 | 102017 |
| 8 | NAME,INSTRUCTION OVERLAY | 102025 |
| 9 | SWITCH, LIGHTED ROCKER GR | 42798 |
| 10 | KNOB, HEAT CONTROL | 42556 |
| 11 | RUBBER FEET 3/4IN HIGH (4 required) | 47155 |
| 12 | LOCK N GO HANDLE, NEW CAB. | 56563 |
| 13 | 5/16-18 X 1/2 PH TR M/S | 12183 |
| 14 | WASHER SS .5 ID X 1.10 OD | 48428 |
| 15 | CLAMPING SHAFT, LOCK N GO | 56565 |
| 16 | CLAMPING CAM | 42460 |
| 17 | 5/16 FLAT WASHER ZINC PLT | 74134 |
| 18 | HEX NUT 5/16-18 ESLOK | 12001 |
| 19* | POWER SUPPLY CORD | 87085 |
| 20 | STRAIN RELIEF SR-7W-2 | 67060 |
| 21 | WARNING LABEL CORD | 68720 |
| 22 | 8-32 X 3/8 PHIL PAN HEAD | 87515 |
| 23 | 1/4-20 X 3/4 GRADE 5 BOLT (w/Lock Washer) | 74520 |
| 24 | TINNERMAN NUT 1/4-20 | 42125 |
| 25 | 8-32 X 3/8 SLT. HWH M/S | 42044 |
| 26 | #8-32 TINNERMAN FASTENER | 47299 |
| 27 | INSPECTION BRUSH COVER | 42381 |
| 28 | LABEL,CLEAN EVERY 500 LBS | 42002 |



Cabinet Exterior and Lock-N-Go Handle Assembly – Parts List

| Item | Part Description | Part Number |
|------|---|-------------|
| | | 3077-00-000 |
| 1 | SPINNER HEAD COMPLETE (Complete Assy.) See Spinner Head Assembly section for individual parts breakdown. | 42561 |
| 2 | BRUSH HOLDER ASSY (includes Brushes, Caps and Holders) See Brush Assembly Breakdown section for individual parts breakdown. | 42382W |
| 3 | BELL HOUSING, DUAL BRUSH | 42190 |
| 4 | LABEL,FLOSS ADVERTISEMENT | 42159 |
| 5 | BOWL, SEAL RETAINER | 56561 |
| 6 | BELL HOUSING SEAL | 56571 |
| 7 | THREADED BUMPER,1/4-20 | 102017 |
| 8 | NAME,INSTRUCTION OVERLAY | 102025 |
| 9 | SWITCH, LIGHTED ROCKER GR | 42798 |
| 10 | KNOB, HEAT CONTROL | 42556 |
| 11 | RUBBER FEET 3/4IN HIGH (4 required) | 47155 |
| 12 | LOCK N GO HANDLE, NEW CAB. | 56563 |
| 13 | 5/16-18 X 1/2 PH TR M/S | 12183 |
| 14 | WASHER SS .5 ID X 1.10 OD | 48428 |
| 15 | CLAMPING SHAFT, LOCK N GO | 56565 |
| 16 | CLAMPING CAM | 42460 |
| 17 | 5/16 FLAT WASHER ZINC PLT | 74134 |
| 18 | HEX NUT 5/16-18 ESLOK | 12001 |
| 19* | POWER SUPPLY CORD | 87085 |
| 20 | STRAIN RELIEF SR-7W-2 | 67060 |
| 21 | WARNING LABEL CORD | 68720 |
| 22 | 8-32 X 3/8 PHIL PAN HEAD | 87515 |
| 23 | 1/4-20 X 3/4 GRADE 5 BOLT (w/Lock Washer) | 74520 |
| 24 | TINNERMAN NUT 1/4-20 | 42125 |
| 25 | 8-32 X 3/8 SLT. HWH M/S | 42044 |
| 26 | #8-32 TINNERMAN FASTENER | 47299 |
| 27 | INSPECTION BRUSH COVER | 42381 |
| 28 | LABEL,CLEAN EVERY 500 LBS | 42002 |



Cabinet Exterior and Lock-N-Go Handle Assembly – Parts List

| Item | Part Description | Part Number |
|------|---|-------------|
| | | 3077-00-000 |
| 1 | SPINNER HEAD COMPLETE (Complete Assy.) See Spinner Head Assembly section for individual parts breakdown. | 42561 |
| 2 | BRUSH HOLDER ASSY (includes Brushes, Caps and Holders) See Brush Assembly Breakdown section for individual parts breakdown. | 42382W |
| 3 | BELL HOUSING, DUAL BRUSH | 42190 |
| 4 | LABEL,FLOSS ADVERTISEMENT | 42159 |
| 5 | BOWL, SEAL RETAINER | 56561 |
| 6 | BELL HOUSING SEAL | 56571 |
| 7 | THREADED BUMPER,1/4-20 | 102017 |
| 8 | NAME,INSTRUCTION OVERLAY | 102025 |
| 9 | SWITCH, LIGHTED ROCKER GR | 42798 |
| 10 | KNOB, HEAT CONTROL | 42556 |
| 11 | RUBBER FEET 3/4IN HIGH (4 required) | 47155 |
| 12 | LOCK N GO HANDLE, NEW CAB. | 56563 |
| 13 | 5/16-18 X 1/2 PH TR M/S | 12183 |
| 14 | WASHER SS .5 ID X 1.10 OD | 48428 |
| 15 | CLAMPING SHAFT, LOCK N GO | 56565 |
| 16 | CLAMPING CAM | 42460 |
| 17 | 5/16 FLAT WASHER ZINC PLT | 74134 |
| 18 | HEX NUT 5/16-18 ESLOK | 12001 |
| 19* | POWER SUPPLY CORD | 87085 |
| 20 | STRAIN RELIEF SR-7W-2 | 67060 |
| 21 | WARNING LABEL CORD | 68720 |
| 22 | 8-32 X 3/8 PHIL PAN HEAD | 87515 |
| 23 | 1/4-20 X 3/4 GRADE 5 BOLT (w/Lock Washer) | 74520 |
| 24 | TINNERMAN NUT 1/4-20 | 42125 |
| 25 | 8-32 X 3/8 SLT. HWH M/S | 42044 |
| 26 | #8-32 TINNERMAN FASTENER | 47299 |
| 27 | INSPECTION BRUSH COVER | 42381 |
| 28 | LABEL,CLEAN EVERY 500 LBS | 42002 |



Cabinet Exterior and Lock-N-Go Handle Assembly – Parts List

| Item | Part Description | Part Number |
|------|---|-------------|
| | | 3077-00-000 |
| 1 | SPINNER HEAD COMPLETE (Complete Assy.) See Spinner Head Assembly section for individual parts breakdown. | 42561 |
| 2 | BRUSH HOLDER ASSY (includes Brushes, Caps and Holders) See Brush Assembly Breakdown section for individual parts breakdown. | 42382W |
| 3 | BELL HOUSING, DUAL BRUSH | 42190 |
| 4 | LABEL,FLOSS ADVERTISEMENT | 42159 |
| 5 | BOWL, SEAL RETAINER | 56561 |
| 6 | BELL HOUSING SEAL | 56571 |
| 7 | THREADED BUMPER,1/4-20 | 102017 |
| 8 | NAME,INSTRUCTION OVERLAY | 102025 |
| 9 | SWITCH, LIGHTED ROCKER GR | 42798 |
| 10 | KNOB, HEAT CONTROL | 42556 |
| 11 | RUBBER FEET 3/4IN HIGH (4 required) | 47155 |
| 12 | LOCK N GO HANDLE, NEW CAB. | 56563 |
| 13 | 5/16-18 X 1/2 PH TR M/S | 12183 |
| 14 | WASHER SS .5 ID X 1.10 OD | 48428 |
| 15 | CLAMPING SHAFT, LOCK N GO | 56565 |
| 16 | CLAMPING CAM | 42460 |
| 17 | 5/16 FLAT WASHER ZINC PLT | 74134 |
| 18 | HEX NUT 5/16-18 ESLOK | 12001 |
| 19* | POWER SUPPLY CORD | 87085 |
| 20 | STRAIN RELIEF SR-7W-2 | 67060 |
| 21 | WARNING LABEL CORD | 68720 |
| 22 | 8-32 X 3/8 PHIL PAN HEAD | 87515 |
| 23 | 1/4-20 X 3/4 GRADE 5 BOLT (w/Lock Washer) | 74520 |
| 24 | TINNERMAN NUT 1/4-20 | 42125 |
| 25 | 8-32 X 3/8 SLT. HWH M/S | 42044 |
| 26 | #8-32 TINNERMAN FASTENER | 47299 |
| 27 | INSPECTION BRUSH COVER | 42381 |
| 28 | LABEL,CLEAN EVERY 500 LBS | 42002 |



Cabinet Exterior and Lock-N-Go Handle Assembly – Parts List

| Item | Part Description | Part Number |
|------|---|-------------|
| | | 3077-00-000 |
| 1 | SPINNER HEAD COMPLETE (Complete Assy.) See Spinner Head Assembly section for individual parts breakdown. | 42561 |
| 2 | BRUSH HOLDER ASSY (includes Brushes, Caps and Holders) See Brush Assembly Breakdown section for individual parts breakdown. | 42382W |
| 3 | BELL HOUSING, DUAL BRUSH | 42190 |
| 4 | LABEL,FLOSS ADVERTISEMENT | 42159 |
| 5 | BOWL, SEAL RETAINER | 56561 |
| 6 | BELL HOUSING SEAL | 56571 |
| 7 | THREADED BUMPER,1/4-20 | 102017 |
| 8 | NAME,INSTRUCTION OVERLAY | 102025 |
| 9 | SWITCH, LIGHTED ROCKER GR | 42798 |
| 10 | KNOB, HEAT CONTROL | 42556 |
| 11 | RUBBER FEET 3/4IN HIGH (4 required) | 47155 |
| 12 | LOCK N GO HANDLE, NEW CAB. | 56563 |
| 13 | 5/16-18 X 1/2 PH TR M/S | 12183 |
| 14 | WASHER SS .5 ID X 1.10 OD | 48428 |
| 15 | CLAMPING SHAFT, LOCK N GO | 56565 |
| 16 | CLAMPING CAM | 42460 |
| 17 | 5/16 FLAT WASHER ZINC PLT | 74134 |
| 18 | HEX NUT 5/16-18 ESLOK | 12001 |
| 19* | POWER SUPPLY CORD | 87085 |
| 20 | STRAIN RELIEF SR-7W-2 | 67060 |
| 21 | WARNING LABEL CORD | 68720 |
| 22 | 8-32 X 3/8 PHIL PAN HEAD | 87515 |
| 23 | 1/4-20 X 3/4 GRADE 5 BOLT (w/Lock Washer) | 74520 |
| 24 | TINNERMAN NUT 1/4-20 | 42125 |
| 25 | 8-32 X 3/8 SLT. HWH M/S | 42044 |
| 26 | #8-32 TINNERMAN FASTENER | 47299 |
| 27 | INSPECTION BRUSH COVER | 42381 |
| 28 | LABEL,CLEAN EVERY 500 LBS | 42002 |



Cabinet Exterior and Lock-N-Go Handle Assembly – Parts List

| Item | Part Description | Part Number |
|------|---|-------------|
| | | 3077-00-000 |
| 1 | SPINNER HEAD COMPLETE (Complete Assy.) See Spinner Head Assembly section for individual parts breakdown. | 42561 |
| 2 | BRUSH HOLDER ASSY (includes Brushes, Caps and Holders) See Brush Assembly Breakdown section for individual parts breakdown. | 42382W |
| 3 | BELL HOUSING, DUAL BRUSH | 42190 |
| 4 | LABEL,FLOSS ADVERTISEMENT | 42159 |
| 5 | BOWL, SEAL RETAINER | 56561 |
| 6 | BELL HOUSING SEAL | 56571 |
| 7 | THREADED BUMPER,1/4-20 | 102017 |
| 8 | NAME,INSTRUCTION OVERLAY | 102025 |
| 9 | SWITCH, LIGHTED ROCKER GR | 42798 |
| 10 | KNOB, HEAT CONTROL | 42556 |
| 11 | RUBBER FEET 3/4IN HIGH (4 required) | 47155 |
| 12 | LOCK N GO HANDLE, NEW CAB. | 56563 |
| 13 | 5/16-18 X 1/2 PH TR M/S | 12183 |
| 14 | WASHER SS .5 ID X 1.10 OD | 48428 |
| 15 | CLAMPING SHAFT, LOCK N GO | 56565 |
| 16 | CLAMPING CAM | 42460 |
| 17 | 5/16 FLAT WASHER ZINC PLT | 74134 |
| 18 | HEX NUT 5/16-18 ESLOK | 12001 |
| 19* | POWER SUPPLY CORD | 87085 |
| 20 | STRAIN RELIEF SR-7W-2 | 67060 |
| 21 | WARNING LABEL CORD | 68720 |
| 22 | 8-32 X 3/8 PHIL PAN HEAD | 87515 |
| 23 | 1/4-20 X 3/4 GRADE 5 BOLT (w/Lock Washer) | 74520 |
| 24 | TINNERMAN NUT 1/4-20 | 42125 |
| 25 | 8-32 X 3/8 SLT. HWH M/S | 42044 |
| 26 | #8-32 TINNERMAN FASTENER | 47299 |
| 27 | INSPECTION BRUSH COVER | 42381 |
| 28 | LABEL,CLEAN EVERY 500 LBS | 42002 |



Cabinet Exterior and Lock-N-Go Handle Assembly – Parts List

| Item | Part Description | Part Number |
|------|---|-------------|
| | | 3077-00-000 |
| 1 | SPINNER HEAD COMPLETE (Complete Assy.) See Spinner Head Assembly section for individual parts breakdown. | 42561 |
| 2 | BRUSH HOLDER ASSY (includes Brushes, Caps and Holders) See Brush Assembly Breakdown section for individual parts breakdown. | 42382W |
| 3 | BELL HOUSING, DUAL BRUSH | 42190 |
| 4 | LABEL,FLOSS ADVERTISEMENT | 42159 |
| 5 | BOWL, SEAL RETAINER | 56561 |
| 6 | BELL HOUSING SEAL | 56571 |
| 7 | THREADED BUMPER,1/4-20 | 102017 |
| 8 | NAME,INSTRUCTION OVERLAY | 102025 |
| 9 | SWITCH, LIGHTED ROCKER GR | 42798 |
| 10 | KNOB, HEAT CONTROL | 42556 |
| 11 | RUBBER FEET 3/4IN HIGH (4 required) | 47155 |
| 12 | LOCK N GO HANDLE, NEW CAB. | 56563 |
| 13 | 5/16-18 X 1/2 PH TR M/S | 12183 |
| 14 | WASHER SS .5 ID X 1.10 OD | 48428 |
| 15 | CLAMPING SHAFT, LOCK N GO | 56565 |
| 16 | CLAMPING CAM | 42460 |
| 17 | 5/16 FLAT WASHER ZINC PLT | 74134 |
| 18 | HEX NUT 5/16-18 ESLOK | 12001 |
| 19* | POWER SUPPLY CORD | 87085 |
| 20 | STRAIN RELIEF SR-7W-2 | 67060 |
| 21 | WARNING LABEL CORD | 68720 |
| 22 | 8-32 X 3/8 PHIL PAN HEAD | 87515 |
| 23 | 1/4-20 X 3/4 GRADE 5 BOLT (w/Lock Washer) | 74520 |
| 24 | TINNERMAN NUT 1/4-20 | 42125 |
| 25 | 8-32 X 3/8 SLT. HWH M/S | 42044 |
| 26 | #8-32 TINNERMAN FASTENER | 47299 |
| 27 | INSPECTION BRUSH COVER | 42381 |
| 28 | LABEL,CLEAN EVERY 500 LBS | 42002 |



Cabinet Exterior and Lock-N-Go Handle Assembly – Parts List

| Item | Part Description | Part Number |
|------|---|-------------|
| | | 3077-00-000 |
| 1 | SPINNER HEAD COMPLETE (Complete Assy.) See Spinner Head Assembly section for individual parts breakdown. | 42561 |
| 2 | BRUSH HOLDER ASSY (includes Brushes, Caps and Holders) See Brush Assembly Breakdown section for individual parts breakdown. | 42382W |
| 3 | BELL HOUSING, DUAL BRUSH | 42190 |
| 4 | LABEL,FLOSS ADVERTISEMENT | 42159 |
| 5 | BOWL, SEAL RETAINER | 56561 |
| 6 | BELL HOUSING SEAL | 56571 |
| 7 | THREADED BUMPER,1/4-20 | 102017 |
| 8 | NAME,INSTRUCTION OVERLAY | 102025 |
| 9 | SWITCH, LIGHTED ROCKER GR | 42798 |
| 10 | KNOB, HEAT CONTROL | 42556 |
| 11 | RUBBER FEET 3/4IN HIGH (4 required) | 47155 |
| 12 | LOCK N GO HANDLE, NEW CAB. | 56563 |
| 13 | 5/16-18 X 1/2 PH TR M/S | 12183 |
| 14 | WASHER SS .5 ID X 1.10 OD | 48428 |
| 15 | CLAMPING SHAFT, LOCK N GO | 56565 |
| 16 | CLAMPING CAM | 42460 |
| 17 | 5/16 FLAT WASHER ZINC PLT | 74134 |
| 18 | HEX NUT 5/16-18 ESLOK | 12001 |
| 19* | POWER SUPPLY CORD | 87085 |
| 20 | STRAIN RELIEF SR-7W-2 | 67060 |
| 21 | WARNING LABEL CORD | 68720 |
| 22 | 8-32 X 3/8 PHIL PAN HEAD | 87515 |
| 23 | 1/4-20 X 3/4 GRADE 5 BOLT (w/Lock Washer) | 74520 |
| 24 | TINNERMAN NUT 1/4-20 | 42125 |
| 25 | 8-32 X 3/8 SLT. HWH M/S | 42044 |
| 26 | #8-32 TINNERMAN FASTENER | 47299 |
| 27 | INSPECTION BRUSH COVER | 42381 |
| 28 | LABEL,CLEAN EVERY 500 LBS | 42002 |



Cabinet Exterior and Lock-N-Go Handle Assembly – Parts List

| Item | Part Description | Part Number |
|------|---|-------------|
| | | 3077-00-000 |
| 1 | SPINNER HEAD COMPLETE (Complete Assy.) See Spinner Head Assembly section for individual parts breakdown. | 42561 |
| 2 | BRUSH HOLDER ASSY (includes Brushes, Caps and Holders) See Brush Assembly Breakdown section for individual parts breakdown. | 42382W |
| 3 | BELL HOUSING, DUAL BRUSH | 42190 |
| 4 | LABEL,FLOSS ADVERTISEMENT | 42159 |
| 5 | BOWL, SEAL RETAINER | 56561 |
| 6 | BELL HOUSING SEAL | 56571 |
| 7 | THREADED BUMPER,1/4-20 | 102017 |
| 8 | NAME,INSTRUCTION OVERLAY | 102025 |
| 9 | SWITCH, LIGHTED ROCKER GR | 42798 |
| 10 | KNOB, HEAT CONTROL | 42556 |
| 11 | RUBBER FEET 3/4IN HIGH (4 required) | 47155 |
| 12 | LOCK N GO HANDLE, NEW CAB. | 56563 |
| 13 | 5/16-18 X 1/2 PH TR M/S | 12183 |
| 14 | WASHER SS .5 ID X 1.10 OD | 48428 |
| 15 | CLAMPING SHAFT, LOCK N GO | 56565 |
| 16 | CLAMPING CAM | 42460 |
| 17 | 5/16 FLAT WASHER ZINC PLT | 74134 |
| 18 | HEX NUT 5/16-18 ESLOK | 12001 |
| 19* | POWER SUPPLY CORD | 87085 |
| 20 | STRAIN RELIEF SR-7W-2 | 67060 |
| 21 | WARNING LABEL CORD | 68720 |
| 22 | 8-32 X 3/8 PHIL PAN HEAD | 87515 |
| 23 | 1/4-20 X 3/4 GRADE 5 BOLT (w/Lock Washer) | 74520 |
| 24 | TINNERMAN NUT 1/4-20 | 42125 |
| 25 | 8-32 X 3/8 SLT. HWH M/S | 42044 |
| 26 | #8-32 TINNERMAN FASTENER | 47299 |
| 27 | INSPECTION BRUSH COVER | 42381 |
| 28 | LABEL,CLEAN EVERY 500 LBS | 42002 |



Cabinet Exterior and Lock-N-Go Handle Assembly – Parts List

| Item | Part Description | Part Number |
|------|---|-------------|
| | | 3077-00-000 |
| 1 | SPINNER HEAD COMPLETE (Complete Assy.) See Spinner Head Assembly section for individual parts breakdown. | 42561 |
| 2 | BRUSH HOLDER ASSY (includes Brushes, Caps and Holders) See Brush Assembly Breakdown section for individual parts breakdown. | 42382W |
| 3 | BELL HOUSING, DUAL BRUSH | 42190 |
| 4 | LABEL,FLOSS ADVERTISEMENT | 42159 |
| 5 | BOWL, SEAL RETAINER | 56561 |
| 6 | BELL HOUSING SEAL | 56571 |
| 7 | THREADED BUMPER,1/4-20 | 102017 |
| 8 | NAME,INSTRUCTION OVERLAY | 102025 |
| 9 | SWITCH, LIGHTED ROCKER GR | 42798 |
| 10 | KNOB, HEAT CONTROL | 42556 |
| 11 | RUBBER FEET 3/4IN HIGH (4 required) | 47155 |
| 12 | LOCK N GO HANDLE, NEW CAB. | 56563 |
| 13 | 5/16-18 X 1/2 PH TR M/S | 12183 |
| 14 | WASHER SS .5 ID X 1.10 OD | 48428 |
| 15 | CLAMPING SHAFT, LOCK N GO | 56565 |
| 16 | CLAMPING CAM | 42460 |
| 17 | 5/16 FLAT WASHER ZINC PLT | 74134 |
| 18 | HEX NUT 5/16-18 ESLOK | 12001 |
| 19* | POWER SUPPLY CORD | 87085 |
| 20 | STRAIN RELIEF SR-7W-2 | 67060 |
| 21 | WARNING LABEL CORD | 68720 |
| 22 | 8-32 X 3/8 PHIL PAN HEAD | 87515 |
| 23 | 1/4-20 X 3/4 GRADE 5 BOLT (w/Lock Washer) | 74520 |
| 24 | TINNERMAN NUT 1/4-20 | 42125 |
| 25 | 8-32 X 3/8 SLT. HWH M/S | 42044 |
| 26 | #8-32 TINNERMAN FASTENER | 47299 |
| 27 | INSPECTION BRUSH COVER | 42381 |
| 28 | LABEL,CLEAN EVERY 500 LBS | 42002 |



Cabinet Exterior and Lock-N-Go Handle Assembly – Parts List

| Item | Part Description | Part Number |
|------|---|-------------|
| | | 3077-00-000 |
| 1 | SPINNER HEAD COMPLETE (Complete Assy.) See Spinner Head Assembly section for individual parts breakdown. | 42561 |
| 2 | BRUSH HOLDER ASSY (includes Brushes, Caps and Holders) See Brush Assembly Breakdown section for individual parts breakdown. | 42382W |
| 3 | BELL HOUSING, DUAL BRUSH | 42190 |
| 4 | LABEL,FLOSS ADVERTISEMENT | 42159 |
| 5 | BOWL, SEAL RETAINER | 56561 |
| 6 | BELL HOUSING SEAL | 56571 |
| 7 | THREADED BUMPER,1/4-20 | 102017 |
| 8 | NAME,INSTRUCTION OVERLAY | 102025 |
| 9 | SWITCH, LIGHTED ROCKER GR | 42798 |
| 10 | KNOB, HEAT CONTROL | 42556 |
| 11 | RUBBER FEET 3/4IN HIGH (4 required) | 47155 |
| 12 | LOCK N GO HANDLE, NEW CAB. | 56563 |
| 13 | 5/16-18 X 1/2 PH TR M/S | 12183 |
| 14 | WASHER SS .5 ID X 1.10 OD | 48428 |
| 15 | CLAMPING SHAFT, LOCK N GO | 56565 |
| 16 | CLAMPING CAM | 42460 |
| 17 | 5/16 FLAT WASHER ZINC PLT | 74134 |
| 18 | HEX NUT 5/16-18 ESLOK | 12001 |
| 19* | POWER SUPPLY CORD | 87085 |
| 20 | STRAIN RELIEF SR-7W-2 | 67060 |
| 21 | WARNING LABEL CORD | 68720 |
| 22 | 8-32 X 3/8 PHIL PAN HEAD | 87515 |
| 23 | 1/4-20 X 3/4 GRADE 5 BOLT (w/Lock Washer) | 74520 |
| 24 | TINNERMAN NUT 1/4-20 | 42125 |
| 25 | 8-32 X 3/8 SLT. HWH M/S | 42044 |
| 26 | #8-32 TINNERMAN FASTENER | 47299 |
| 27 | INSPECTION BRUSH COVER | 42381 |
| 28 | LABEL,CLEAN EVERY 500 LBS | 42002 |




Cabinet Exterior and Lock-N-Go Handle Assembly – Parts List

| Item | Part Description | Part Number |
|------|---|-------------|
| | | 3077-00-000 |
| 1 | SPINNER HEAD COMPLETE (Complete Assy.) See Spinner Head Assembly section for individual parts breakdown. | 42561 |
| 2 | BRUSH HOLDER ASSY (includes Brushes, Caps and Holders) See Brush Assembly Breakdown section for individual parts breakdown. | 42382W |
| 3 | BELL HOUSING, DUAL BRUSH | 42190 |
| 4 | LABEL,FLOSS ADVERTISEMENT | 42159 |
| 5 | BOWL, SEAL RETAINER | 56561 |
| 6 | BELL HOUSING SEAL | 56571 |
| 7 | THREADED BUMPER,1/4-20 | 102017 |
| 8 | NAME,INSTRUCTION OVERLAY | 102025 |
| 9 | SWITCH, LIGHTED ROCKER GR | 42798 |
| 10 | KNOB, HEAT CONTROL | 42556 |
| 11 | RUBBER FEET 3/4IN HIGH (4 required) | 47155 |
| 12 | LOCK N GO HANDLE, NEW CAB. | 56563 |
| 13 | 5/16-18 X 1/2 PH TR M/S | 12183 |
| 14 | WASHER SS .5 ID X 1.10 OD | 48428 |
| 15 | CLAMPING SHAFT, LOCK N GO | 56565 |
| 16 | CLAMPING CAM | 42460 |
| 17 | 5/16 FLAT WASHER ZINC PLT | 74134 |
| 18 | HEX NUT 5/16-18 ESLOK | 12001 |
| 19* | POWER SUPPLY CORD | 87085 |
| 20 | STRAIN RELIEF SR-7W-2 | 67060 |
| 21 | WARNING LABEL CORD | 68720 |
| 22 | 8-32 X 3/8 PHIL PAN HEAD | 87515 |
| 23 | 1/4-20 X 3/4 GRADE 5 BOLT (w/Lock Washer) | 74520 |
| 24 | TINNERMAN NUT 1/4-20 | 42125 |
| 25 | 8-32 X 3/8 SLT. HWH M/S | 42044 |
| 26 | #8-32 TINNERMAN FASTENER | 47299 |
| 27 | INSPECTION BRUSH COVER | 42381 |
| 28 | LABEL,CLEAN EVERY 500 LBS | 42002 |




5" Double Ribbon Spinner Head (Model No. 42561)





5" Double Ribbon Spinner Head (Model No. 42561)





5" Double Ribbon Spinner Head (Model No. **42561**) – Parts List

| Item | Part Description | Part Number |
|------|--|--------------|
| | | 42561 |
| 1 | LEATHER FLOATER | 20010 |
| 2 | SCREW 8-32 X 5/16 PH PAN MS | 89247 |
| 3 | HIGH CAPACITY SPINNER CAP | 43166 |
| 4 | 10-24 X 2 3/4 SLOT PAN M/S | 42199 |
| 5 | 5" DOUBLE FLOSS BAND | 42517 |
| 6 | RIBBON ASSEMBLY (2 required) | 42564 |
| 7 | 1/4 - 20 NYLON ACORN NUT | 48041 |
| 8 | 1/4 - 20 SERRATED LOCK NUT | 46311 |
| 9 | PHENOLIC TERMINAL GUARD | 42162 |
| 10 | 8-32 X 1/4 HX HD WHIZ LOCK | 42045 |
| 11 | SPINNER HEAD BOTTOM (Complete assembly includes 2 element lead screws, Terminal Guard, Nylon Nut, Lock Nut, and items listed below.) | 42284 |
| 12 | UPPER SPINNER HEAD | 42437 |
| 13 | SET SCREW 1/4-20 X 2 3/4 | 42413 |
| 14 | HEX NUT #10-32 BRASS | 42301 |
| 15 | #10 INTERNAL TOOTH WASHER | 12573 |
| 16 | TERMINAL ASSEMBLY | 42305 |
| 17 | HEAD STUD 2 3/4 IN LG, BRASS | 42127 |
| 18 | SLIP RING MACHINED | 42126HD |
| 19 | LOWER SPINNER HEAD 1/2 | 42281 |
| 20 | SET SCREW 1/4-20 X 3/8 (2 required for the Lower Spinner Head) | 74125 |
| 21 | BOTTOM PHENOLIC WASHER | 20054 |



5" Double Ribbon Spinner Head (Model No. **42561**) – Parts List

| Item | Part Description | Part Number |
|------|--|--------------|
| | | 42561 |
| 1 | LEATHER FLOATER | 20010 |
| 2 | SCREW 8-32 X 5/16 PH PAN MS | 89247 |
| 3 | HIGH CAPACITY SPINNER CAP | 43166 |
| 4 | 10-24 X 2 3/4 SLOT PAN M/S | 42199 |
| 5 | 5" DOUBLE FLOSS BAND | 42517 |
| 6 | RIBBON ASSEMBLY (2 required) | 42564 |
| 7 | 1/4 - 20 NYLON ACORN NUT | 48041 |
| 8 | 1/4 - 20 SERRATED LOCK NUT | 46311 |
| 9 | PHENOLIC TERMINAL GUARD | 42162 |
| 10 | 8-32 X 1/4 HX HD WHIZ LOCK | 42045 |
| 11 | SPINNER HEAD BOTTOM (Complete assembly includes 2 element lead screws, Terminal Guard, Nylon Nut, Lock Nut, and items listed below.) | 42284 |
| 12 | UPPER SPINNER HEAD | 42437 |
| 13 | SET SCREW 1/4-20 X 2 3/4 | 42413 |
| 14 | HEX NUT #10-32 BRASS | 42301 |
| 15 | #10 INTERNAL TOOTH WASHER | 12573 |
| 16 | TERMINAL ASSEMBLY | 42305 |
| 17 | HEAD STUD 2 3/4 IN LG, BRASS | 42127 |
| 18 | SLIP RING MACHINED | 42126HD |
| 19 | LOWER SPINNER HEAD 1/2 | 42281 |
| 20 | SET SCREW 1/4-20 X 3/8 (2 required for the Lower Spinner Head) | 74125 |
| 21 | BOTTOM PHENOLIC WASHER | 20054 |



5" Double Ribbon Spinner Head (Model No. **42561**) – Parts List

| Item | Part Description | Part Number |
|------|--|--------------|
| | | 42561 |
| 1 | LEATHER FLOATER | 20010 |
| 2 | SCREW 8-32 X 5/16 PH PAN MS | 89247 |
| 3 | HIGH CAPACITY SPINNER CAP | 43166 |
| 4 | 10-24 X 2 3/4 SLOT PAN M/S | 42199 |
| 5 | 5" DOUBLE FLOSS BAND | 42517 |
| 6 | RIBBON ASSEMBLY (2 required) | 42564 |
| 7 | 1/4 - 20 NYLON ACORN NUT | 48041 |
| 8 | 1/4 - 20 SERRATED LOCK NUT | 46311 |
| 9 | PHENOLIC TERMINAL GUARD | 42162 |
| 10 | 8-32 X 1/4 HX HD WHIZ LOCK | 42045 |
| 11 | SPINNER HEAD BOTTOM (Complete assembly includes 2 element lead screws, Terminal Guard, Nylon Nut, Lock Nut, and items listed below.) | 42284 |
| 12 | UPPER SPINNER HEAD | 42437 |
| 13 | SET SCREW 1/4-20 X 2 3/4 | 42413 |
| 14 | HEX NUT #10-32 BRASS | 42301 |
| 15 | #10 INTERNAL TOOTH WASHER | 12573 |
| 16 | TERMINAL ASSEMBLY | 42305 |
| 17 | HEAD STUD 2 3/4 IN LG, BRASS | 42127 |
| 18 | SLIP RING MACHINED | 42126HD |
| 19 | LOWER SPINNER HEAD 1/2 | 42281 |
| 20 | SET SCREW 1/4-20 X 3/8 (2 required for the Lower Spinner Head) | 74125 |
| 21 | BOTTOM PHENOLIC WASHER | 20054 |



5" Double Ribbon Spinner Head (Model No. **42561**) – Parts List

| Item | Part Description | Part Number |
|------|--|--------------|
| | | 42561 |
| 1 | LEATHER FLOATER | 20010 |
| 2 | SCREW 8-32 X 5/16 PH PAN MS | 89247 |
| 3 | HIGH CAPACITY SPINNER CAP | 43166 |
| 4 | 10-24 X 2 3/4 SLOT PAN M/S | 42199 |
| 5 | 5" DOUBLE FLOSS BAND | 42517 |
| 6 | RIBBON ASSEMBLY (2 required) | 42564 |
| 7 | 1/4 - 20 NYLON ACORN NUT | 48041 |
| 8 | 1/4 - 20 SERRATED LOCK NUT | 46311 |
| 9 | PHENOLIC TERMINAL GUARD | 42162 |
| 10 | 8-32 X 1/4 HX HD WHIZ LOCK | 42045 |
| 11 | SPINNER HEAD BOTTOM (Complete assembly includes 2 element lead screws, Terminal Guard, Nylon Nut, Lock Nut, and items listed below.) | 42284 |
| 12 | UPPER SPINNER HEAD | 42437 |
| 13 | SET SCREW 1/4-20 X 2 3/4 | 42413 |
| 14 | HEX NUT #10-32 BRASS | 42301 |
| 15 | #10 INTERNAL TOOTH WASHER | 12573 |
| 16 | TERMINAL ASSEMBLY | 42305 |
| 17 | HEAD STUD 2 3/4 IN LG, BRASS | 42127 |
| 18 | SLIP RING MACHINED | 42126HD |
| 19 | LOWER SPINNER HEAD 1/2 | 42281 |
| 20 | SET SCREW 1/4-20 X 3/8 (2 required for the Lower Spinner Head) | 74125 |
| 21 | BOTTOM PHENOLIC WASHER | 20054 |



5" Double Ribbon Spinner Head (Model No. **42561**) – Parts List

| Item | Part Description | Part Number |
|------|--|--------------|
| | | 42561 |
| 1 | LEATHER FLOATER | 20010 |
| 2 | SCREW 8-32 X 5/16 PH PAN MS | 89247 |
| 3 | HIGH CAPACITY SPINNER CAP | 43166 |
| 4 | 10-24 X 2 3/4 SLOT PAN M/S | 42199 |
| 5 | 5" DOUBLE FLOSS BAND | 42517 |
| 6 | RIBBON ASSEMBLY (2 required) | 42564 |
| 7 | 1/4 - 20 NYLON ACORN NUT | 48041 |
| 8 | 1/4 - 20 SERRATED LOCK NUT | 46311 |
| 9 | PHENOLIC TERMINAL GUARD | 42162 |
| 10 | 8-32 X 1/4 HX HD WHIZ LOCK | 42045 |
| 11 | SPINNER HEAD BOTTOM (Complete assembly includes 2 element lead screws, Terminal Guard, Nylon Nut, Lock Nut, and items listed below.) | 42284 |
| 12 | UPPER SPINNER HEAD | 42437 |
| 13 | SET SCREW 1/4-20 X 2 3/4 | 42413 |
| 14 | HEX NUT #10-32 BRASS | 42301 |
| 15 | #10 INTERNAL TOOTH WASHER | 12573 |
| 16 | TERMINAL ASSEMBLY | 42305 |
| 17 | HEAD STUD 2 3/4 IN LG, BRASS | 42127 |
| 18 | SLIP RING MACHINED | 42126HD |
| 19 | LOWER SPINNER HEAD 1/2 | 42281 |
| 20 | SET SCREW 1/4-20 X 3/8 (2 required for the Lower Spinner Head) | 74125 |
| 21 | BOTTOM PHENOLIC WASHER | 20054 |



5" Double Ribbon Spinner Head (Model No. **42561**) – Parts List

| Item | Part Description | Part Number |
|------|--|--------------|
| | | 42561 |
| 1 | LEATHER FLOATER | 20010 |
| 2 | SCREW 8-32 X 5/16 PH PAN MS | 89247 |
| 3 | HIGH CAPACITY SPINNER CAP | 43166 |
| 4 | 10-24 X 2 3/4 SLOT PAN M/S | 42199 |
| 5 | 5" DOUBLE FLOSS BAND | 42517 |
| 6 | RIBBON ASSEMBLY (2 required) | 42564 |
| 7 | 1/4 - 20 NYLON ACORN NUT | 48041 |
| 8 | 1/4 - 20 SERRATED LOCK NUT | 46311 |
| 9 | PHENOLIC TERMINAL GUARD | 42162 |
| 10 | 8-32 X 1/4 HX HD WHIZ LOCK | 42045 |
| 11 | SPINNER HEAD BOTTOM (Complete assembly includes 2 element lead screws, Terminal Guard, Nylon Nut, Lock Nut, and items listed below.) | 42284 |
| 12 | UPPER SPINNER HEAD | 42437 |
| 13 | SET SCREW 1/4-20 X 2 3/4 | 42413 |
| 14 | HEX NUT #10-32 BRASS | 42301 |
| 15 | #10 INTERNAL TOOTH WASHER | 12573 |
| 16 | TERMINAL ASSEMBLY | 42305 |
| 17 | HEAD STUD 2 3/4 IN LG, BRASS | 42127 |
| 18 | SLIP RING MACHINED | 42126HD |
| 19 | LOWER SPINNER HEAD 1/2 | 42281 |
| 20 | SET SCREW 1/4-20 X 3/8 (2 required for the Lower Spinner Head) | 74125 |
| 21 | BOTTOM PHENOLIC WASHER | 20054 |



5" Double Ribbon Spinner Head (Model No. **42561**) – Parts List

| Item | Part Description | Part Number |
|------|--|--------------|
| | | 42561 |
| 1 | LEATHER FLOATER | 20010 |
| 2 | SCREW 8-32 X 5/16 PH PAN MS | 89247 |
| 3 | HIGH CAPACITY SPINNER CAP | 43166 |
| 4 | 10-24 X 2 3/4 SLOT PAN M/S | 42199 |
| 5 | 5" DOUBLE FLOSS BAND | 42517 |
| 6 | RIBBON ASSEMBLY (2 required) | 42564 |
| 7 | 1/4 - 20 NYLON ACORN NUT | 48041 |
| 8 | 1/4 - 20 SERRATED LOCK NUT | 46311 |
| 9 | PHENOLIC TERMINAL GUARD | 42162 |
| 10 | 8-32 X 1/4 HX HD WHIZ LOCK | 42045 |
| 11 | SPINNER HEAD BOTTOM (Complete assembly includes 2 element lead screws, Terminal Guard, Nylon Nut, Lock Nut, and items listed below.) | 42284 |
| 12 | UPPER SPINNER HEAD | 42437 |
| 13 | SET SCREW 1/4-20 X 2 3/4 | 42413 |
| 14 | HEX NUT #10-32 BRASS | 42301 |
| 15 | #10 INTERNAL TOOTH WASHER | 12573 |
| 16 | TERMINAL ASSEMBLY | 42305 |
| 17 | HEAD STUD 2 3/4 IN LG, BRASS | 42127 |
| 18 | SLIP RING MACHINED | 42126HD |
| 19 | LOWER SPINNER HEAD 1/2 | 42281 |
| 20 | SET SCREW 1/4-20 X 3/8 (2 required for the Lower Spinner Head) | 74125 |
| 21 | BOTTOM PHENOLIC WASHER | 20054 |



5" Double Ribbon Spinner Head (Model No. **42561**) – Parts List

| Item | Part Description | Part Number |
|------|--|--------------|
| | | 42561 |
| 1 | LEATHER FLOATER | 20010 |
| 2 | SCREW 8-32 X 5/16 PH PAN MS | 89247 |
| 3 | HIGH CAPACITY SPINNER CAP | 43166 |
| 4 | 10-24 X 2 3/4 SLOT PAN M/S | 42199 |
| 5 | 5" DOUBLE FLOSS BAND | 42517 |
| 6 | RIBBON ASSEMBLY (2 required) | 42564 |
| 7 | 1/4 - 20 NYLON ACORN NUT | 48041 |
| 8 | 1/4 - 20 SERRATED LOCK NUT | 46311 |
| 9 | PHENOLIC TERMINAL GUARD | 42162 |
| 10 | 8-32 X 1/4 HX HD WHIZ LOCK | 42045 |
| 11 | SPINNER HEAD BOTTOM (Complete assembly includes 2 element lead screws, Terminal Guard, Nylon Nut, Lock Nut, and items listed below.) | 42284 |
| 12 | UPPER SPINNER HEAD | 42437 |
| 13 | SET SCREW 1/4-20 X 2 3/4 | 42413 |
| 14 | HEX NUT #10-32 BRASS | 42301 |
| 15 | #10 INTERNAL TOOTH WASHER | 12573 |
| 16 | TERMINAL ASSEMBLY | 42305 |
| 17 | HEAD STUD 2 3/4 IN LG, BRASS | 42127 |
| 18 | SLIP RING MACHINED | 42126HD |
| 19 | LOWER SPINNER HEAD 1/2 | 42281 |
| 20 | SET SCREW 1/4-20 X 3/8 (2 required for the Lower Spinner Head) | 74125 |
| 21 | BOTTOM PHENOLIC WASHER | 20054 |



5" Double Ribbon Spinner Head (Model No. **42561**) – Parts List

| Item | Part Description | Part Number |
|------|--|--------------|
| | | 42561 |
| 1 | LEATHER FLOATER | 20010 |
| 2 | SCREW 8-32 X 5/16 PH PAN MS | 89247 |
| 3 | HIGH CAPACITY SPINNER CAP | 43166 |
| 4 | 10-24 X 2 3/4 SLOT PAN M/S | 42199 |
| 5 | 5" DOUBLE FLOSS BAND | 42517 |
| 6 | RIBBON ASSEMBLY (2 required) | 42564 |
| 7 | 1/4 - 20 NYLON ACORN NUT | 48041 |
| 8 | 1/4 - 20 SERRATED LOCK NUT | 46311 |
| 9 | PHENOLIC TERMINAL GUARD | 42162 |
| 10 | 8-32 X 1/4 HX HD WHIZ LOCK | 42045 |
| 11 | SPINNER HEAD BOTTOM (Complete assembly includes 2 element lead screws, Terminal Guard, Nylon Nut, Lock Nut, and items listed below.) | 42284 |
| 12 | UPPER SPINNER HEAD | 42437 |
| 13 | SET SCREW 1/4-20 X 2 3/4 | 42413 |
| 14 | HEX NUT #10-32 BRASS | 42301 |
| 15 | #10 INTERNAL TOOTH WASHER | 12573 |
| 16 | TERMINAL ASSEMBLY | 42305 |
| 17 | HEAD STUD 2 3/4 IN LG, BRASS | 42127 |
| 18 | SLIP RING MACHINED | 42126HD |
| 19 | LOWER SPINNER HEAD 1/2 | 42281 |
| 20 | SET SCREW 1/4-20 X 3/8 (2 required for the Lower Spinner Head) | 74125 |
| 21 | BOTTOM PHENOLIC WASHER | 20054 |



5" Double Ribbon Spinner Head (Model No. **42561**) – Parts List

| Item | Part Description | Part Number |
|------|--|--------------|
| | | 42561 |
| 1 | LEATHER FLOATER | 20010 |
| 2 | SCREW 8-32 X 5/16 PH PAN MS | 89247 |
| 3 | HIGH CAPACITY SPINNER CAP | 43166 |
| 4 | 10-24 X 2 3/4 SLOT PAN M/S | 42199 |
| 5 | 5" DOUBLE FLOSS BAND | 42517 |
| 6 | RIBBON ASSEMBLY (2 required) | 42564 |
| 7 | 1/4 - 20 NYLON ACORN NUT | 48041 |
| 8 | 1/4 - 20 SERRATED LOCK NUT | 46311 |
| 9 | PHENOLIC TERMINAL GUARD | 42162 |
| 10 | 8-32 X 1/4 HX HD WHIZ LOCK | 42045 |
| 11 | SPINNER HEAD BOTTOM (Complete assembly includes 2 element lead screws, Terminal Guard, Nylon Nut, Lock Nut, and items listed below.) | 42284 |
| 12 | UPPER SPINNER HEAD | 42437 |
| 13 | SET SCREW 1/4-20 X 2 3/4 | 42413 |
| 14 | HEX NUT #10-32 BRASS | 42301 |
| 15 | #10 INTERNAL TOOTH WASHER | 12573 |
| 16 | TERMINAL ASSEMBLY | 42305 |
| 17 | HEAD STUD 2 3/4 IN LG, BRASS | 42127 |
| 18 | SLIP RING MACHINED | 42126HD |
| 19 | LOWER SPINNER HEAD 1/2 | 42281 |
| 20 | SET SCREW 1/4-20 X 3/8 (2 required for the Lower Spinner Head) | 74125 |
| 21 | BOTTOM PHENOLIC WASHER | 20054 |



5" Double Ribbon Spinner Head (Model No. **42561**) – Parts List

| Item | Part Description | Part Number |
|------|--|--------------|
| | | 42561 |
| 1 | LEATHER FLOATER | 20010 |
| 2 | SCREW 8-32 X 5/16 PH PAN MS | 89247 |
| 3 | HIGH CAPACITY SPINNER CAP | 43166 |
| 4 | 10-24 X 2 3/4 SLOT PAN M/S | 42199 |
| 5 | 5" DOUBLE FLOSS BAND | 42517 |
| 6 | RIBBON ASSEMBLY (2 required) | 42564 |
| 7 | 1/4 - 20 NYLON ACORN NUT | 48041 |
| 8 | 1/4 - 20 SERRATED LOCK NUT | 46311 |
| 9 | PHENOLIC TERMINAL GUARD | 42162 |
| 10 | 8-32 X 1/4 HX HD WHIZ LOCK | 42045 |
| 11 | SPINNER HEAD BOTTOM (Complete assembly includes 2 element lead screws, Terminal Guard, Nylon Nut, Lock Nut, and items listed below.) | 42284 |
| 12 | UPPER SPINNER HEAD | 42437 |
| 13 | SET SCREW 1/4-20 X 2 3/4 | 42413 |
| 14 | HEX NUT #10-32 BRASS | 42301 |
| 15 | #10 INTERNAL TOOTH WASHER | 12573 |
| 16 | TERMINAL ASSEMBLY | 42305 |
| 17 | HEAD STUD 2 3/4 IN LG, BRASS | 42127 |
| 18 | SLIP RING MACHINED | 42126HD |
| 19 | LOWER SPINNER HEAD 1/2 | 42281 |
| 20 | SET SCREW 1/4-20 X 3/8 (2 required for the Lower Spinner Head) | 74125 |
| 21 | BOTTOM PHENOLIC WASHER | 20054 |



5" Double Ribbon Spinner Head (Model No. **42561**) – Parts List

| Item | Part Description | Part Number |
|------|--|--------------|
| | | 42561 |
| 1 | LEATHER FLOATER | 20010 |
| 2 | SCREW 8-32 X 5/16 PH PAN MS | 89247 |
| 3 | HIGH CAPACITY SPINNER CAP | 43166 |
| 4 | 10-24 X 2 3/4 SLOT PAN M/S | 42199 |
| 5 | 5" DOUBLE FLOSS BAND | 42517 |
| 6 | RIBBON ASSEMBLY (2 required) | 42564 |
| 7 | 1/4 - 20 NYLON ACORN NUT | 48041 |
| 8 | 1/4 - 20 SERRATED LOCK NUT | 46311 |
| 9 | PHENOLIC TERMINAL GUARD | 42162 |
| 10 | 8-32 X 1/4 HX HD WHIZ LOCK | 42045 |
| 11 | SPINNER HEAD BOTTOM (Complete assembly includes 2 element lead screws, Terminal Guard, Nylon Nut, Lock Nut, and items listed below.) | 42284 |
| 12 | UPPER SPINNER HEAD | 42437 |
| 13 | SET SCREW 1/4-20 X 2 3/4 | 42413 |
| 14 | HEX NUT #10-32 BRASS | 42301 |
| 15 | #10 INTERNAL TOOTH WASHER | 12573 |
| 16 | TERMINAL ASSEMBLY | 42305 |
| 17 | HEAD STUD 2 3/4 IN LG, BRASS | 42127 |
| 18 | SLIP RING MACHINED | 42126HD |
| 19 | LOWER SPINNER HEAD 1/2 | 42281 |
| 20 | SET SCREW 1/4-20 X 3/8 (2 required for the Lower Spinner Head) | 74125 |
| 21 | BOTTOM PHENOLIC WASHER | 20054 |



5" Double Ribbon Spinner Head (Model No. **42561**) – Parts List

| Item | Part Description | Part Number |
|------|--|--------------|
| | | 42561 |
| 1 | LEATHER FLOATER | 20010 |
| 2 | SCREW 8-32 X 5/16 PH PAN MS | 89247 |
| 3 | HIGH CAPACITY SPINNER CAP | 43166 |
| 4 | 10-24 X 2 3/4 SLOT PAN M/S | 42199 |
| 5 | 5" DOUBLE FLOSS BAND | 42517 |
| 6 | RIBBON ASSEMBLY (2 required) | 42564 |
| 7 | 1/4 - 20 NYLON ACORN NUT | 48041 |
| 8 | 1/4 - 20 SERRATED LOCK NUT | 46311 |
| 9 | PHENOLIC TERMINAL GUARD | 42162 |
| 10 | 8-32 X 1/4 HX HD WHIZ LOCK | 42045 |
| 11 | SPINNER HEAD BOTTOM (Complete assembly includes 2 element lead screws, Terminal Guard, Nylon Nut, Lock Nut, and items listed below.) | 42284 |
| 12 | UPPER SPINNER HEAD | 42437 |
| 13 | SET SCREW 1/4-20 X 2 3/4 | 42413 |
| 14 | HEX NUT #10-32 BRASS | 42301 |
| 15 | #10 INTERNAL TOOTH WASHER | 12573 |
| 16 | TERMINAL ASSEMBLY | 42305 |
| 17 | HEAD STUD 2 3/4 IN LG, BRASS | 42127 |
| 18 | SLIP RING MACHINED | 42126HD |
| 19 | LOWER SPINNER HEAD 1/2 | 42281 |
| 20 | SET SCREW 1/4-20 X 3/8 (2 required for the Lower Spinner Head) | 74125 |
| 21 | BOTTOM PHENOLIC WASHER | 20054 |



5" Double Ribbon Spinner Head (Model No. **42561**) – Parts List

| Item | Part Description | Part Number |
|------|--|--------------|
| | | 42561 |
| 1 | LEATHER FLOATER | 20010 |
| 2 | SCREW 8-32 X 5/16 PH PAN MS | 89247 |
| 3 | HIGH CAPACITY SPINNER CAP | 43166 |
| 4 | 10-24 X 2 3/4 SLOT PAN M/S | 42199 |
| 5 | 5" DOUBLE FLOSS BAND | 42517 |
| 6 | RIBBON ASSEMBLY (2 required) | 42564 |
| 7 | 1/4 - 20 NYLON ACORN NUT | 48041 |
| 8 | 1/4 - 20 SERRATED LOCK NUT | 46311 |
| 9 | PHENOLIC TERMINAL GUARD | 42162 |
| 10 | 8-32 X 1/4 HX HD WHIZ LOCK | 42045 |
| 11 | SPINNER HEAD BOTTOM (Complete assembly includes 2 element lead screws, Terminal Guard, Nylon Nut, Lock Nut, and items listed below.) | 42284 |
| 12 | UPPER SPINNER HEAD | 42437 |
| 13 | SET SCREW 1/4-20 X 2 3/4 | 42413 |
| 14 | HEX NUT #10-32 BRASS | 42301 |
| 15 | #10 INTERNAL TOOTH WASHER | 12573 |
| 16 | TERMINAL ASSEMBLY | 42305 |
| 17 | HEAD STUD 2 3/4 IN LG, BRASS | 42127 |
| 18 | SLIP RING MACHINED | 42126HD |
| 19 | LOWER SPINNER HEAD 1/2 | 42281 |
| 20 | SET SCREW 1/4-20 X 3/8 (2 required for the Lower Spinner Head) | 74125 |
| 21 | BOTTOM PHENOLIC WASHER | 20054 |



5" Double Ribbon Spinner Head (Model No. **42561**) – Parts List

| Item | Part Description | Part Number |
|------|--|--------------|
| | | 42561 |
| 1 | LEATHER FLOATER | 20010 |
| 2 | SCREW 8-32 X 5/16 PH PAN MS | 89247 |
| 3 | HIGH CAPACITY SPINNER CAP | 43166 |
| 4 | 10-24 X 2 3/4 SLOT PAN M/S | 42199 |
| 5 | 5" DOUBLE FLOSS BAND | 42517 |
| 6 | RIBBON ASSEMBLY (2 required) | 42564 |
| 7 | 1/4 - 20 NYLON ACORN NUT | 48041 |
| 8 | 1/4 - 20 SERRATED LOCK NUT | 46311 |
| 9 | PHENOLIC TERMINAL GUARD | 42162 |
| 10 | 8-32 X 1/4 HX HD WHIZ LOCK | 42045 |
| 11 | SPINNER HEAD BOTTOM (Complete assembly includes 2 element lead screws, Terminal Guard, Nylon Nut, Lock Nut, and items listed below.) | 42284 |
| 12 | UPPER SPINNER HEAD | 42437 |
| 13 | SET SCREW 1/4-20 X 2 3/4 | 42413 |
| 14 | HEX NUT #10-32 BRASS | 42301 |
| 15 | #10 INTERNAL TOOTH WASHER | 12573 |
| 16 | TERMINAL ASSEMBLY | 42305 |
| 17 | HEAD STUD 2 3/4 IN LG, BRASS | 42127 |
| 18 | SLIP RING MACHINED | 42126HD |
| 19 | LOWER SPINNER HEAD 1/2 | 42281 |
| 20 | SET SCREW 1/4-20 X 3/8 (2 required for the Lower Spinner Head) | 74125 |
| 21 | BOTTOM PHENOLIC WASHER | 20054 |



5" Double Ribbon Spinner Head (Model No. **42561**) – Parts List

| Item | Part Description | Part Number |
|------|--|--------------|
| | | 42561 |
| 1 | LEATHER FLOATER | 20010 |
| 2 | SCREW 8-32 X 5/16 PH PAN MS | 89247 |
| 3 | HIGH CAPACITY SPINNER CAP | 43166 |
| 4 | 10-24 X 2 3/4 SLOT PAN M/S | 42199 |
| 5 | 5" DOUBLE FLOSS BAND | 42517 |
| 6 | RIBBON ASSEMBLY (2 required) | 42564 |
| 7 | 1/4 - 20 NYLON ACORN NUT | 48041 |
| 8 | 1/4 - 20 SERRATED LOCK NUT | 46311 |
| 9 | PHENOLIC TERMINAL GUARD | 42162 |
| 10 | 8-32 X 1/4 HX HD WHIZ LOCK | 42045 |
| 11 | SPINNER HEAD BOTTOM (Complete assembly includes 2 element lead screws, Terminal Guard, Nylon Nut, Lock Nut, and items listed below.) | 42284 |
| 12 | UPPER SPINNER HEAD | 42437 |
| 13 | SET SCREW 1/4-20 X 2 3/4 | 42413 |
| 14 | HEX NUT #10-32 BRASS | 42301 |
| 15 | #10 INTERNAL TOOTH WASHER | 12573 |
| 16 | TERMINAL ASSEMBLY | 42305 |
| 17 | HEAD STUD 2 3/4 IN LG, BRASS | 42127 |
| 18 | SLIP RING MACHINED | 42126HD |
| 19 | LOWER SPINNER HEAD 1/2 | 42281 |
| 20 | SET SCREW 1/4-20 X 3/8 (2 required for the Lower Spinner Head) | 74125 |
| 21 | BOTTOM PHENOLIC WASHER | 20054 |



5" Double Ribbon Spinner Head (Model No. **42561**) – Parts List

| Item | Part Description | Part Number |
|------|--|--------------|
| | | 42561 |
| 1 | LEATHER FLOATER | 20010 |
| 2 | SCREW 8-32 X 5/16 PH PAN MS | 89247 |
| 3 | HIGH CAPACITY SPINNER CAP | 43166 |
| 4 | 10-24 X 2 3/4 SLOT PAN M/S | 42199 |
| 5 | 5" DOUBLE FLOSS BAND | 42517 |
| 6 | RIBBON ASSEMBLY (2 required) | 42564 |
| 7 | 1/4 - 20 NYLON ACORN NUT | 48041 |
| 8 | 1/4 - 20 SERRATED LOCK NUT | 46311 |
| 9 | PHENOLIC TERMINAL GUARD | 42162 |
| 10 | 8-32 X 1/4 HX HD WHIZ LOCK | 42045 |
| 11 | SPINNER HEAD BOTTOM (Complete assembly includes 2 element lead screws, Terminal Guard, Nylon Nut, Lock Nut, and items listed below.) | 42284 |
| 12 | UPPER SPINNER HEAD | 42437 |
| 13 | SET SCREW 1/4-20 X 2 3/4 | 42413 |
| 14 | HEX NUT #10-32 BRASS | 42301 |
| 15 | #10 INTERNAL TOOTH WASHER | 12573 |
| 16 | TERMINAL ASSEMBLY | 42305 |
| 17 | HEAD STUD 2 3/4 IN LG, BRASS | 42127 |
| 18 | SLIP RING MACHINED | 42126HD |
| 19 | LOWER SPINNER HEAD 1/2 | 42281 |
| 20 | SET SCREW 1/4-20 X 3/8 (2 required for the Lower Spinner Head) | 74125 |
| 21 | BOTTOM PHENOLIC WASHER | 20054 |



5" Double Ribbon Spinner Head (Model No. **42561**) – Parts List

| Item | Part Description | Part Number |
|------|--|--------------|
| | | 42561 |
| 1 | LEATHER FLOATER | 20010 |
| 2 | SCREW 8-32 X 5/16 PH PAN MS | 89247 |
| 3 | HIGH CAPACITY SPINNER CAP | 43166 |
| 4 | 10-24 X 2 3/4 SLOT PAN M/S | 42199 |
| 5 | 5" DOUBLE FLOSS BAND | 42517 |
| 6 | RIBBON ASSEMBLY (2 required) | 42564 |
| 7 | 1/4 - 20 NYLON ACORN NUT | 48041 |
| 8 | 1/4 - 20 SERRATED LOCK NUT | 46311 |
| 9 | PHENOLIC TERMINAL GUARD | 42162 |
| 10 | 8-32 X 1/4 HX HD WHIZ LOCK | 42045 |
| 11 | SPINNER HEAD BOTTOM (Complete assembly includes 2 element lead screws, Terminal Guard, Nylon Nut, Lock Nut, and items listed below.) | 42284 |
| 12 | UPPER SPINNER HEAD | 42437 |
| 13 | SET SCREW 1/4-20 X 2 3/4 | 42413 |
| 14 | HEX NUT #10-32 BRASS | 42301 |
| 15 | #10 INTERNAL TOOTH WASHER | 12573 |
| 16 | TERMINAL ASSEMBLY | 42305 |
| 17 | HEAD STUD 2 3/4 IN LG, BRASS | 42127 |
| 18 | SLIP RING MACHINED | 42126HD |
| 19 | LOWER SPINNER HEAD 1/2 | 42281 |
| 20 | SET SCREW 1/4-20 X 3/8 (2 required for the Lower Spinner Head) | 74125 |
| 21 | BOTTOM PHENOLIC WASHER | 20054 |



5" Double Ribbon Spinner Head (Model No. **42561**) – Parts List

| Item | Part Description | Part Number |
|------|--|--------------|
| | | 42561 |
| 1 | LEATHER FLOATER | 20010 |
| 2 | SCREW 8-32 X 5/16 PH PAN MS | 89247 |
| 3 | HIGH CAPACITY SPINNER CAP | 43166 |
| 4 | 10-24 X 2 3/4 SLOT PAN M/S | 42199 |
| 5 | 5" DOUBLE FLOSS BAND | 42517 |
| 6 | RIBBON ASSEMBLY (2 required) | 42564 |
| 7 | 1/4 - 20 NYLON ACORN NUT | 48041 |
| 8 | 1/4 - 20 SERRATED LOCK NUT | 46311 |
| 9 | PHENOLIC TERMINAL GUARD | 42162 |
| 10 | 8-32 X 1/4 HX HD WHIZ LOCK | 42045 |
| 11 | SPINNER HEAD BOTTOM (Complete assembly includes 2 element lead screws, Terminal Guard, Nylon Nut, Lock Nut, and items listed below.) | 42284 |
| 12 | UPPER SPINNER HEAD | 42437 |
| 13 | SET SCREW 1/4-20 X 2 3/4 | 42413 |
| 14 | HEX NUT #10-32 BRASS | 42301 |
| 15 | #10 INTERNAL TOOTH WASHER | 12573 |
| 16 | TERMINAL ASSEMBLY | 42305 |
| 17 | HEAD STUD 2 3/4 IN LG, BRASS | 42127 |
| 18 | SLIP RING MACHINED | 42126HD |
| 19 | LOWER SPINNER HEAD 1/2 | 42281 |
| 20 | SET SCREW 1/4-20 X 3/8 (2 required for the Lower Spinner Head) | 74125 |
| 21 | BOTTOM PHENOLIC WASHER | 20054 |



5" Double Ribbon Spinner Head (Model No. **42561**) – Parts List

| Item | Part Description | Part Number |
|------|--|--------------|
| | | 42561 |
| 1 | LEATHER FLOATER | 20010 |
| 2 | SCREW 8-32 X 5/16 PH PAN MS | 89247 |
| 3 | HIGH CAPACITY SPINNER CAP | 43166 |
| 4 | 10-24 X 2 3/4 SLOT PAN M/S | 42199 |
| 5 | 5" DOUBLE FLOSS BAND | 42517 |
| 6 | RIBBON ASSEMBLY (2 required) | 42564 |
| 7 | 1/4 - 20 NYLON ACORN NUT | 48041 |
| 8 | 1/4 - 20 SERRATED LOCK NUT | 46311 |
| 9 | PHENOLIC TERMINAL GUARD | 42162 |
| 10 | 8-32 X 1/4 HX HD WHIZ LOCK | 42045 |
| 11 | SPINNER HEAD BOTTOM (Complete assembly includes 2 element lead screws, Terminal Guard, Nylon Nut, Lock Nut, and items listed below.) | 42284 |
| 12 | UPPER SPINNER HEAD | 42437 |
| 13 | SET SCREW 1/4-20 X 2 3/4 | 42413 |
| 14 | HEX NUT #10-32 BRASS | 42301 |
| 15 | #10 INTERNAL TOOTH WASHER | 12573 |
| 16 | TERMINAL ASSEMBLY | 42305 |
| 17 | HEAD STUD 2 3/4 IN LG, BRASS | 42127 |
| 18 | SLIP RING MACHINED | 42126HD |
| 19 | LOWER SPINNER HEAD 1/2 | 42281 |
| 20 | SET SCREW 1/4-20 X 3/8 (2 required for the Lower Spinner Head) | 74125 |
| 21 | BOTTOM PHENOLIC WASHER | 20054 |



5" Double Ribbon Spinner Head (Model No. **42561**) – Parts List

| Item | Part Description | Part Number |
|------|--|--------------|
| | | 42561 |
| 1 | LEATHER FLOATER | 20010 |
| 2 | SCREW 8-32 X 5/16 PH PAN MS | 89247 |
| 3 | HIGH CAPACITY SPINNER CAP | 43166 |
| 4 | 10-24 X 2 3/4 SLOT PAN M/S | 42199 |
| 5 | 5" DOUBLE FLOSS BAND | 42517 |
| 6 | RIBBON ASSEMBLY (2 required) | 42564 |
| 7 | 1/4 - 20 NYLON ACORN NUT | 48041 |
| 8 | 1/4 - 20 SERRATED LOCK NUT | 46311 |
| 9 | PHENOLIC TERMINAL GUARD | 42162 |
| 10 | 8-32 X 1/4 HX HD WHIZ LOCK | 42045 |
| 11 | SPINNER HEAD BOTTOM (Complete assembly includes 2 element lead screws, Terminal Guard, Nylon Nut, Lock Nut, and items listed below.) | 42284 |
| 12 | UPPER SPINNER HEAD | 42437 |
| 13 | SET SCREW 1/4-20 X 2 3/4 | 42413 |
| 14 | HEX NUT #10-32 BRASS | 42301 |
| 15 | #10 INTERNAL TOOTH WASHER | 12573 |
| 16 | TERMINAL ASSEMBLY | 42305 |
| 17 | HEAD STUD 2 3/4 IN LG, BRASS | 42127 |
| 18 | SLIP RING MACHINED | 42126HD |
| 19 | LOWER SPINNER HEAD 1/2 | 42281 |
| 20 | SET SCREW 1/4-20 X 3/8 (2 required for the Lower Spinner Head) | 74125 |
| 21 | BOTTOM PHENOLIC WASHER | 20054 |




5" Double Ribbon Spinner Head (Model No. **42561**) – Parts List

| Item | Part Description | Part Number |
|------|--|--------------|
| | | 42561 |
| 1 | LEATHER FLOATER | 20010 |
| 2 | SCREW 8-32 X 5/16 PH PAN MS | 89247 |
| 3 | HIGH CAPACITY SPINNER CAP | 43166 |
| 4 | 10-24 X 2 3/4 SLOT PAN M/S | 42199 |
| 5 | 5" DOUBLE FLOSS BAND | 42517 |
| 6 | RIBBON ASSEMBLY (2 required) | 42564 |
| 7 | 1/4 - 20 NYLON ACORN NUT | 48041 |
| 8 | 1/4 - 20 SERRATED LOCK NUT | 46311 |
| 9 | PHENOLIC TERMINAL GUARD | 42162 |
| 10 | 8-32 X 1/4 HX HD WHIZ LOCK | 42045 |
| 11 | SPINNER HEAD BOTTOM (Complete assembly includes 2 element lead screws, Terminal Guard, Nylon Nut, Lock Nut, and items listed below.) | 42284 |
| 12 | UPPER SPINNER HEAD | 42437 |
| 13 | SET SCREW 1/4-20 X 2 3/4 | 42413 |
| 14 | HEX NUT #10-32 BRASS | 42301 |
| 15 | #10 INTERNAL TOOTH WASHER | 12573 |
| 16 | TERMINAL ASSEMBLY | 42305 |
| 17 | HEAD STUD 2 3/4 IN LG, BRASS | 42127 |
| 18 | SLIP RING MACHINED | 42126HD |
| 19 | LOWER SPINNER HEAD 1/2 | 42281 |
| 20 | SET SCREW 1/4-20 X 3/8 (2 required for the Lower Spinner Head) | 74125 |
| 21 | BOTTOM PHENOLIC WASHER | 20054 |




Bell Housing Interior – Brush Assembly



| Item | Part Description | Part Number |
|------|--|------------------------|
| | | 3077-00-000 |
| 1 | HEX NUT #10-24 ESLOK | 74691 |
| 2 | .188ID FLATWASHER | 77052 |
| 3 | MOTOR MTG PLATE | 42119 |
| 4 | MOTOR, FLOSS MACHINE | 48649 |
| 5 | 6-32 X 1/2 PH PAN HD M/S | 47516 |
| 6 | 6-32 GRIP NUT ZINC PLATED | 47517 |
| 7 | BRUSH HOLDER ASSEMBLY (includes Brushes, Caps and Holders) | 42382W |
| 8 | DUAL BRUSH HOLDER W/LEADS | 42436W |
| 9 | CARBON BRUSH | 55007 |
| 10 | CAP, BRUSH HOLDER | 42138 |




Bell Housing Interior – Brush Assembly



| Item | Part Description | Part Number |
|------|--|------------------------|
| | | 3077-00-000 |
| 1 | HEX NUT #10-24 ESLOK | 74691 |
| 2 | .188ID FLATWASHER | 77052 |
| 3 | MOTOR MTG PLATE | 42119 |
| 4 | MOTOR, FLOSS MACHINE | 48649 |
| 5 | 6-32 X 1/2 PH PAN HD M/S | 47516 |
| 6 | 6-32 GRIP NUT ZINC PLATED | 47517 |
| 7 | BRUSH HOLDER ASSEMBLY (includes Brushes, Caps and Holders) | 42382W |
| 8 | DUAL BRUSH HOLDER W/LEADS | 42436W |
| 9 | CARBON BRUSH | 55007 |
| 10 | CAP, BRUSH HOLDER | 42138 |




Bell Housing Interior – Brush Assembly



| Item | Part Description | Part Number |
|------|--|------------------------|
| | | 3077-00-000 |
| 1 | HEX NUT #10-24 ESLOK | 74691 |
| 2 | .188ID FLATWASHER | 77052 |
| 3 | MOTOR MTG PLATE | 42119 |
| 4 | MOTOR, FLOSS MACHINE | 48649 |
| 5 | 6-32 X 1/2 PH PAN HD M/S | 47516 |
| 6 | 6-32 GRIP NUT ZINC PLATED | 47517 |
| 7 | BRUSH HOLDER ASSEMBLY (includes Brushes, Caps and Holders) | 42382W |
| 8 | DUAL BRUSH HOLDER W/LEADS | 42436W |
| 9 | CARBON BRUSH | 55007 |
| 10 | CAP, BRUSH HOLDER | 42138 |




Bell Housing Interior – Brush Assembly



| Item | Part Description | Part Number |
|------|--|------------------------|
| | | 3077-00-000 |
| 1 | HEX NUT #10-24 ESLOK | 74691 |
| 2 | .188ID FLATWASHER | 77052 |
| 3 | MOTOR MTG PLATE | 42119 |
| 4 | MOTOR, FLOSS MACHINE | 48649 |
| 5 | 6-32 X 1/2 PH PAN HD M/S | 47516 |
| 6 | 6-32 GRIP NUT ZINC PLATED | 47517 |
| 7 | BRUSH HOLDER ASSEMBLY (includes Brushes, Caps and Holders) | 42382W |
| 8 | DUAL BRUSH HOLDER W/LEADS | 42436W |
| 9 | CARBON BRUSH | 55007 |
| 10 | CAP, BRUSH HOLDER | 42138 |




Bell Housing Interior – Brush Assembly



| Item | Part Description | Part Number |
|------|--|------------------------|
| | | 3077-00-000 |
| 1 | HEX NUT #10-24 ESLOK | 74691 |
| 2 | .188ID FLATWASHER | 77052 |
| 3 | MOTOR MTG PLATE | 42119 |
| 4 | MOTOR, FLOSS MACHINE | 48649 |
| 5 | 6-32 X 1/2 PH PAN HD M/S | 47516 |
| 6 | 6-32 GRIP NUT ZINC PLATED | 47517 |
| 7 | BRUSH HOLDER ASSEMBLY (includes Brushes, Caps and Holders) | 42382W |
| 8 | DUAL BRUSH HOLDER W/LEADS | 42436W |
| 9 | CARBON BRUSH | 55007 |
| 10 | CAP, BRUSH HOLDER | 42138 |




Bell Housing Interior – Brush Assembly



| Item | Part Description | Part Number |
|------|--|------------------------|
| | | 3077-00-000 |
| 1 | HEX NUT #10-24 ESLOK | 74691 |
| 2 | .188ID FLATWASHER | 77052 |
| 3 | MOTOR MTG PLATE | 42119 |
| 4 | MOTOR, FLOSS MACHINE | 48649 |
| 5 | 6-32 X 1/2 PH PAN HD M/S | 47516 |
| 6 | 6-32 GRIP NUT ZINC PLATED | 47517 |
| 7 | BRUSH HOLDER ASSEMBLY (includes Brushes, Caps and Holders) | 42382W |
| 8 | DUAL BRUSH HOLDER W/LEADS | 42436W |
| 9 | CARBON BRUSH | 55007 |
| 10 | CAP, BRUSH HOLDER | 42138 |




Bell Housing Interior – Brush Assembly



| Item | Part Description | Part Number |
|------|--|------------------------|
| | | 3077-00-000 |
| 1 | HEX NUT #10-24 ESLOK | 74691 |
| 2 | .188ID FLATWASHER | 77052 |
| 3 | MOTOR MTG PLATE | 42119 |
| 4 | MOTOR, FLOSS MACHINE | 48649 |
| 5 | 6-32 X 1/2 PH PAN HD M/S | 47516 |
| 6 | 6-32 GRIP NUT ZINC PLATED | 47517 |
| 7 | BRUSH HOLDER ASSEMBLY (includes Brushes, Caps and Holders) | 42382W |
| 8 | DUAL BRUSH HOLDER W/LEADS | 42436W |
| 9 | CARBON BRUSH | 55007 |
| 10 | CAP, BRUSH HOLDER | 42138 |




Bell Housing Interior – Brush Assembly



| Item | Part Description | Part Number |
|------|--|------------------------|
| | | 3077-00-000 |
| 1 | HEX NUT #10-24 ESLOK | 74691 |
| 2 | .188ID FLATWASHER | 77052 |
| 3 | MOTOR MTG PLATE | 42119 |
| 4 | MOTOR, FLOSS MACHINE | 48649 |
| 5 | 6-32 X 1/2 PH PAN HD M/S | 47516 |
| 6 | 6-32 GRIP NUT ZINC PLATED | 47517 |
| 7 | BRUSH HOLDER ASSEMBLY (includes Brushes, Caps and Holders) | 42382W |
| 8 | DUAL BRUSH HOLDER W/LEADS | 42436W |
| 9 | CARBON BRUSH | 55007 |
| 10 | CAP, BRUSH HOLDER | 42138 |




Bell Housing Interior – Brush Assembly



| Item | Part Description | Part Number |
|------|--|------------------------|
| | | 3077-00-000 |
| 1 | HEX NUT #10-24 ESLOK | 74691 |
| 2 | .188ID FLATWASHER | 77052 |
| 3 | MOTOR MTG PLATE | 42119 |
| 4 | MOTOR, FLOSS MACHINE | 48649 |
| 5 | 6-32 X 1/2 PH PAN HD M/S | 47516 |
| 6 | 6-32 GRIP NUT ZINC PLATED | 47517 |
| 7 | BRUSH HOLDER ASSEMBLY (includes Brushes, Caps and Holders) | 42382W |
| 8 | DUAL BRUSH HOLDER W/LEADS | 42436W |
| 9 | CARBON BRUSH | 55007 |
| 10 | CAP, BRUSH HOLDER | 42138 |



Bell Housing Interior – Brush Assembly



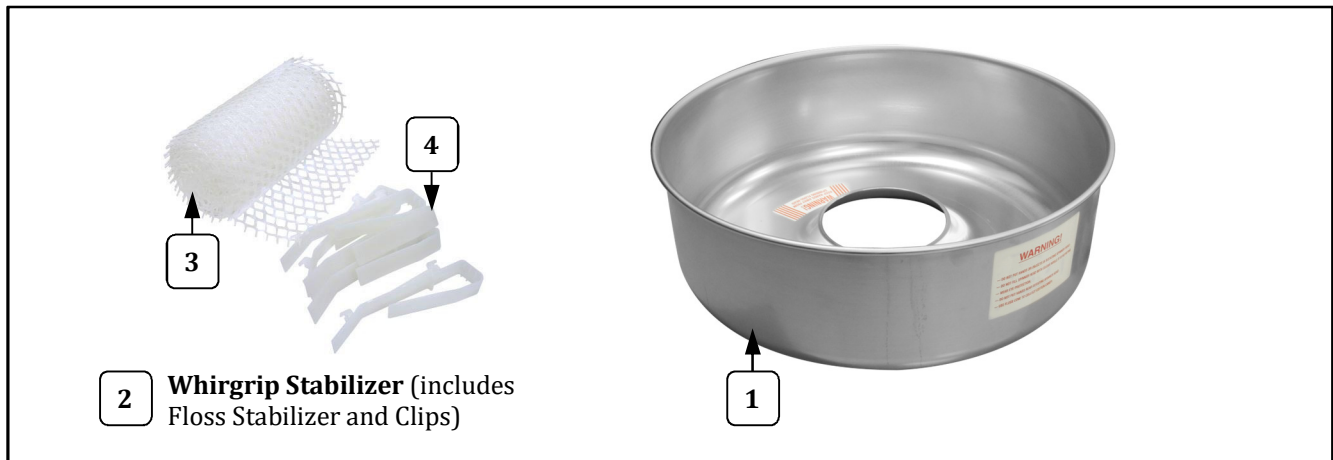
| Item | Part Description | Part Number |
|------|--|------------------------|
| | | 3077-00-000 |
| 1 | HEX NUT #10-24 ESLOK | 74691 |
| 2 | .188ID FLATWASHER | 77052 |
| 3 | MOTOR MTG PLATE | 42119 |
| 4 | MOTOR, FLOSS MACHINE | 48649 |
| 5 | 6-32 X 1/2 PH PAN HD M/S | 47516 |
| 6 | 6-32 GRIP NUT ZINC PLATED | 47517 |
| 7 | BRUSH HOLDER ASSEMBLY (includes Brushes, Caps and Holders) | 42382W |
| 8 | DUAL BRUSH HOLDER W/LEADS | 42436W |
| 9 | CARBON BRUSH | 55007 |
| 10 | CAP, BRUSH HOLDER | 42138 |



Cabinet Interior - Parts List

| Item | Part Description | Part Number |
|------|---------------------------|-------------|
| | | 3077-00-000 |
| 1 | MOTOR, FLOSS MACHINE | 48649 |
| 2 | SWITCH, LIGHTED ROCKER GR | 42798 |
| 3 | ELECTRONIC HEAT CONTROL | 42558 |
| 4 | 6-32 X 3/8 PHIL PAN M/S | 39000 |
| 5 | WASHER #6 INTERNAL TOOTH | 76188 |
| 6 | RELAY, 120VAC, DPST-NO | 48590 |
| 7 | 6-32 GRIP NUT ZINC PLATED | 47517 |
| 8 | TERMINAL BLOCK, 2 POS | 55620 |
| 9 | 8-32 X 3/4 PHIL PAN MS SS | 39007 |
| 10 | HEX NUT #8-32 STAINLESS | 89129 |
| 11 | ACORN NUT 1/4-20 | 49068 |
| 12 | SPRING, SUSPENSION MEDIUM | 42524 |
| 13 | SCREW 1/4-20X3/8 PN HD PH | 42360 |
| 14 | 10-24 TINNERMAM FASTENER | 42221 |

Floss Pan and Whirlgrip Stabilizer



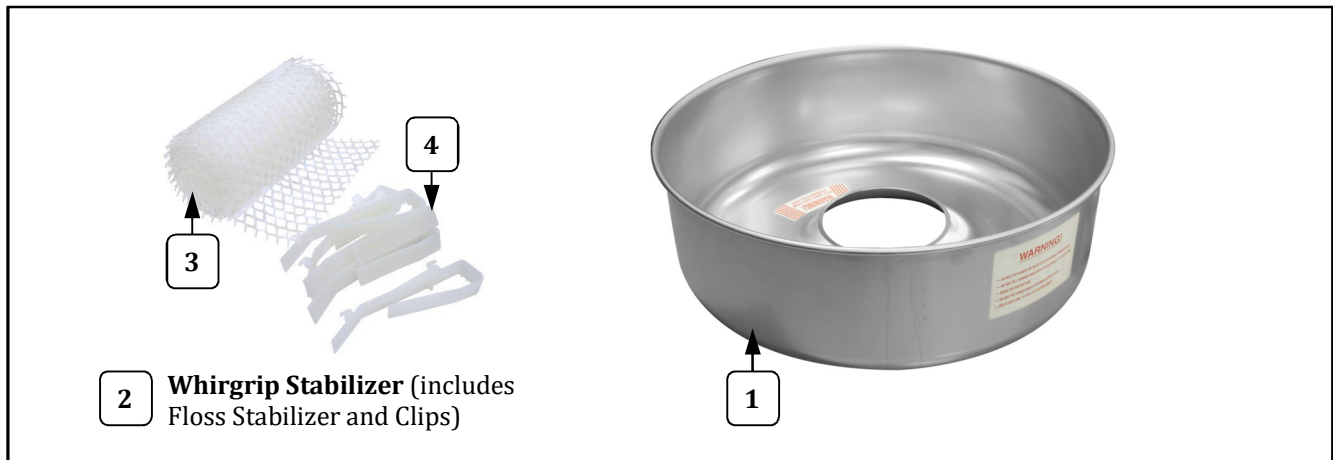
| Item | Part Description | Part Number |
|------|--|-------------|
| | | 3077-00-000 |
| 1 | FLOSS PAN, 0.080 ALUM | 42040 |
| 2 | WHIRLGRIP STABILIZER (Includes Floss Stabilizer and Clips) | 3010 |
| 3 | FLOSS STABILIZER (Web) | 43032 |
| 4 | WHIRLGRIP CLIPS | 77470 |



Cabinet Interior - Parts List

| Item | Part Description | Part Number |
|------|---------------------------|-------------|
| | | 3077-00-000 |
| 1 | MOTOR, FLOSS MACHINE | 48649 |
| 2 | SWITCH, LIGHTED ROCKER GR | 42798 |
| 3 | ELECTRONIC HEAT CONTROL | 42558 |
| 4 | 6-32 X 3/8 PHIL PAN M/S | 39000 |
| 5 | WASHER #6 INTERNAL TOOTH | 76188 |
| 6 | RELAY, 120VAC, DPST-NO | 48590 |
| 7 | 6-32 GRIP NUT ZINC PLATED | 47517 |
| 8 | TERMINAL BLOCK, 2 POS | 55620 |
| 9 | 8-32 X 3/4 PHIL PAN MS SS | 39007 |
| 10 | HEX NUT #8-32 STAINLESS | 89129 |
| 11 | ACORN NUT 1/4-20 | 49068 |
| 12 | SPRING, SUSPENSION MEDIUM | 42524 |
| 13 | SCREW 1/4-20X3/8 PN HD PH | 42360 |
| 14 | 10-24 TINNERMAM FASTENER | 42221 |

Floss Pan and Whirlgrip Stabilizer



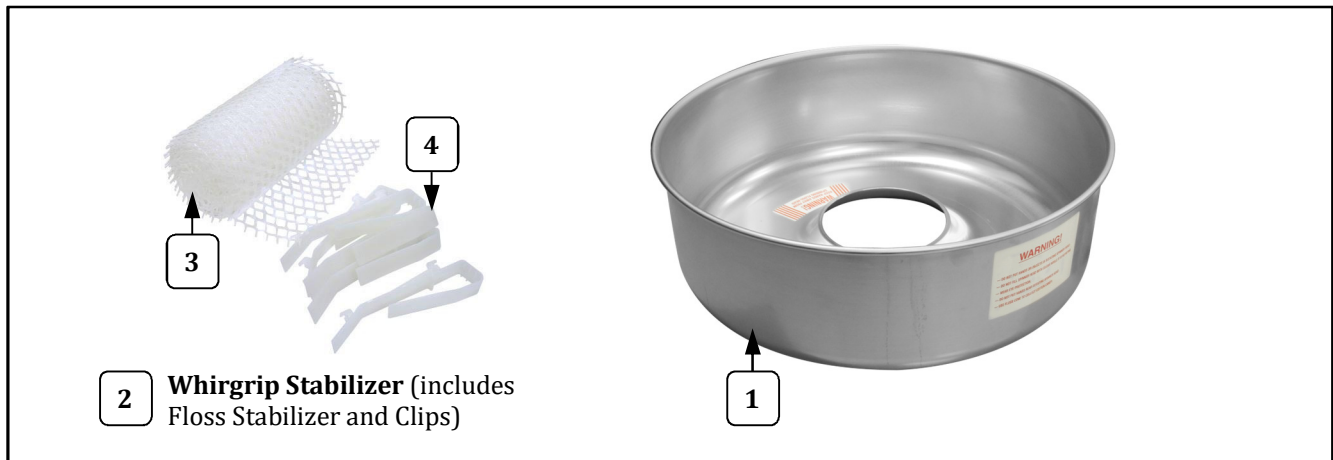
| Item | Part Description | Part Number |
|------|--|-------------|
| | | 3077-00-000 |
| 1 | FLOSS PAN, 0.080 ALUM | 42040 |
| 2 | WHIRLGRIP STABILIZER (Includes Floss Stabilizer and Clips) | 3010 |
| 3 | FLOSS STABILIZER (Web) | 43032 |
| 4 | WHIRLGRIP CLIPS | 77470 |



Cabinet Interior - Parts List

| Item | Part Description | Part Number |
|------|---------------------------|-------------|
| | | 3077-00-000 |
| 1 | MOTOR, FLOSS MACHINE | 48649 |
| 2 | SWITCH, LIGHTED ROCKER GR | 42798 |
| 3 | ELECTRONIC HEAT CONTROL | 42558 |
| 4 | 6-32 X 3/8 PHIL PAN M/S | 39000 |
| 5 | WASHER #6 INTERNAL TOOTH | 76188 |
| 6 | RELAY, 120VAC, DPST-NO | 48590 |
| 7 | 6-32 GRIP NUT ZINC PLATED | 47517 |
| 8 | TERMINAL BLOCK, 2 POS | 55620 |
| 9 | 8-32 X 3/4 PHIL PAN MS SS | 39007 |
| 10 | HEX NUT #8-32 STAINLESS | 89129 |
| 11 | ACORN NUT 1/4-20 | 49068 |
| 12 | SPRING, SUSPENSION MEDIUM | 42524 |
| 13 | SCREW 1/4-20X3/8 PN HD PH | 42360 |
| 14 | 10-24 TINNERMAM FASTENER | 42221 |

Floss Pan and Whirlgrip Stabilizer



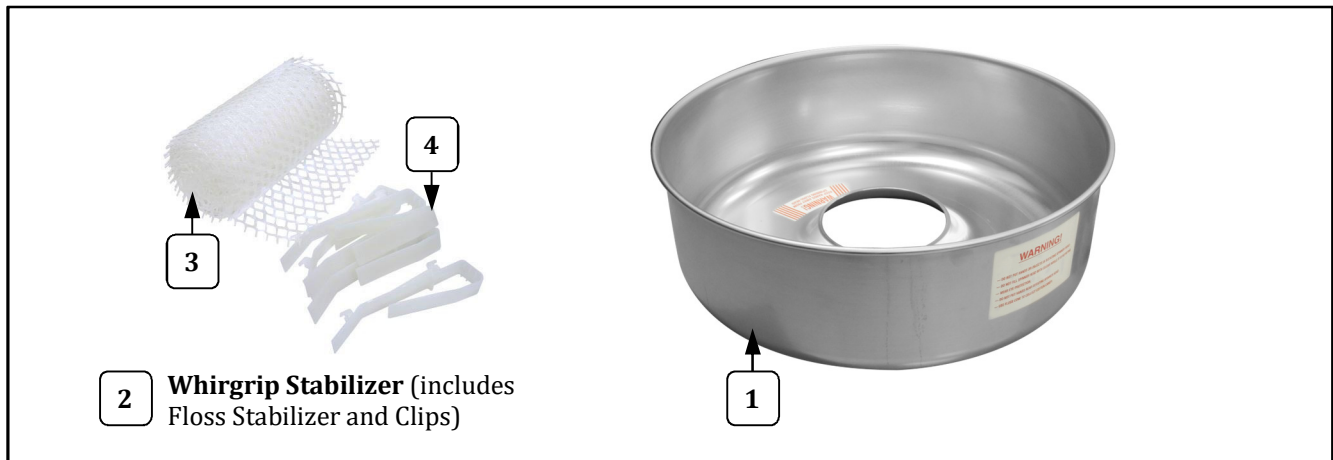
| Item | Part Description | Part Number |
|------|--|-------------|
| | | 3077-00-000 |
| 1 | FLOSS PAN, 0.080 ALUM | 42040 |
| 2 | WHIRLGRIP STABILIZER (Includes Floss Stabilizer and Clips) | 3010 |
| 3 | FLOSS STABILIZER (Web) | 43032 |
| 4 | WHIRLGRIP CLIPS | 77470 |



Cabinet Interior - Parts List

| Item | Part Description | Part Number |
|------|---------------------------|-------------|
| | | 3077-00-000 |
| 1 | MOTOR, FLOSS MACHINE | 48649 |
| 2 | SWITCH, LIGHTED ROCKER GR | 42798 |
| 3 | ELECTRONIC HEAT CONTROL | 42558 |
| 4 | 6-32 X 3/8 PHIL PAN M/S | 39000 |
| 5 | WASHER #6 INTERNAL TOOTH | 76188 |
| 6 | RELAY, 120VAC, DPST-NO | 48590 |
| 7 | 6-32 GRIP NUT ZINC PLATED | 47517 |
| 8 | TERMINAL BLOCK, 2 POS | 55620 |
| 9 | 8-32 X 3/4 PHIL PAN MS SS | 39007 |
| 10 | HEX NUT #8-32 STAINLESS | 89129 |
| 11 | ACORN NUT 1/4-20 | 49068 |
| 12 | SPRING, SUSPENSION MEDIUM | 42524 |
| 13 | SCREW 1/4-20X3/8 PN HD PH | 42360 |
| 14 | 10-24 TINNERMAM FASTENER | 42221 |

Floss Pan and Whirlgrip Stabilizer



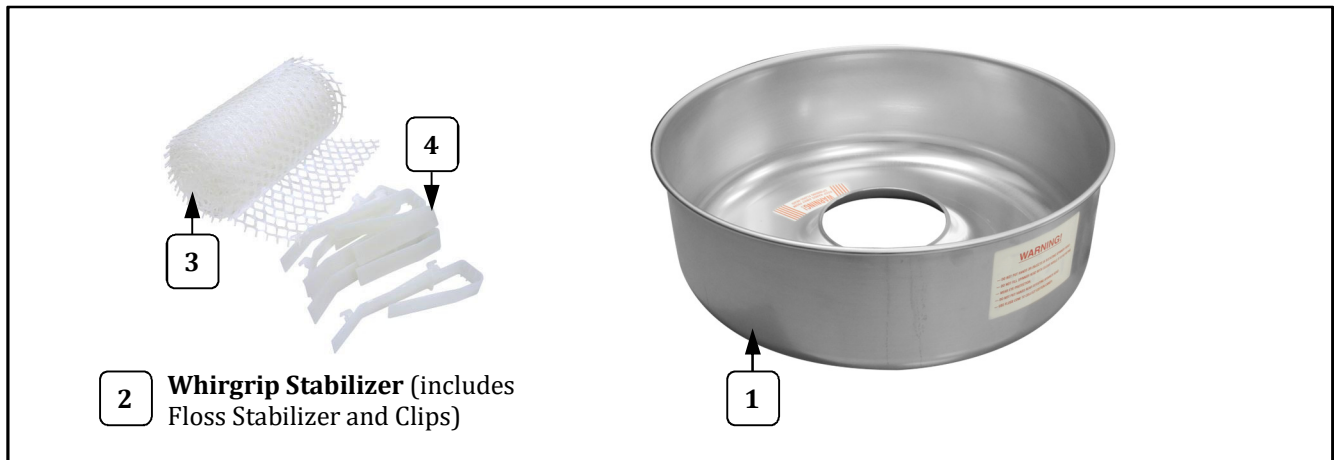
| Item | Part Description | Part Number |
|------|--|-------------|
| | | 3077-00-000 |
| 1 | FLOSS PAN, 0.080 ALUM | 42040 |
| 2 | WHIRLGRIP STABILIZER (Includes Floss Stabilizer and Clips) | 3010 |
| 3 | FLOSS STABILIZER (Web) | 43032 |
| 4 | WHIRLGRIP CLIPS | 77470 |



Cabinet Interior - Parts List

| Item | Part Description | Part Number |
|------|---------------------------|-------------|
| | | 3077-00-000 |
| 1 | MOTOR, FLOSS MACHINE | 48649 |
| 2 | SWITCH, LIGHTED ROCKER GR | 42798 |
| 3 | ELECTRONIC HEAT CONTROL | 42558 |
| 4 | 6-32 X 3/8 PHIL PAN M/S | 39000 |
| 5 | WASHER #6 INTERNAL TOOTH | 76188 |
| 6 | RELAY, 120VAC, DPST-NO | 48590 |
| 7 | 6-32 GRIP NUT ZINC PLATED | 47517 |
| 8 | TERMINAL BLOCK, 2 POS | 55620 |
| 9 | 8-32 X 3/4 PHIL PAN MS SS | 39007 |
| 10 | HEX NUT #8-32 STAINLESS | 89129 |
| 11 | ACORN NUT 1/4-20 | 49068 |
| 12 | SPRING, SUSPENSION MEDIUM | 42524 |
| 13 | SCREW 1/4-20X3/8 PN HD PH | 42360 |
| 14 | 10-24 TINNERMAM FASTENER | 42221 |

Floss Pan and Whirlgrip Stabilizer



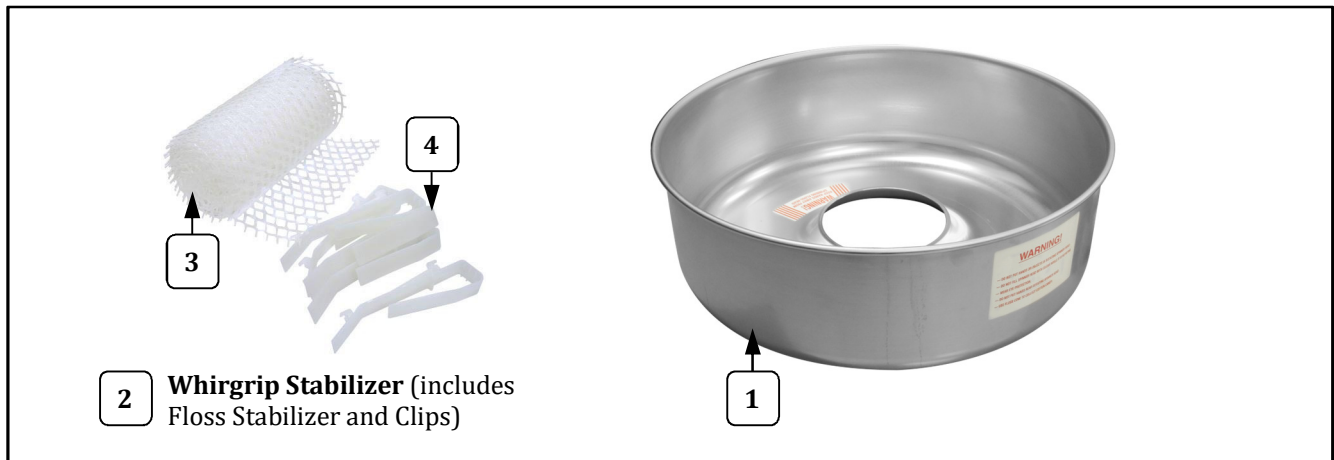
| Item | Part Description | Part Number |
|------|--|-------------|
| | | 3077-00-000 |
| 1 | FLOSS PAN, 0.080 ALUM | 42040 |
| 2 | WHIRLGRIP STABILIZER (Includes Floss Stabilizer and Clips) | 3010 |
| 3 | FLOSS STABILIZER (Web) | 43032 |
| 4 | WHIRLGRIP CLIPS | 77470 |



Cabinet Interior - Parts List

| Item | Part Description | Part Number |
|------|---------------------------|-------------|
| | | 3077-00-000 |
| 1 | MOTOR, FLOSS MACHINE | 48649 |
| 2 | SWITCH, LIGHTED ROCKER GR | 42798 |
| 3 | ELECTRONIC HEAT CONTROL | 42558 |
| 4 | 6-32 X 3/8 PHIL PAN M/S | 39000 |
| 5 | WASHER #6 INTERNAL TOOTH | 76188 |
| 6 | RELAY, 120VAC, DPST-NO | 48590 |
| 7 | 6-32 GRIP NUT ZINC PLATED | 47517 |
| 8 | TERMINAL BLOCK, 2 POS | 55620 |
| 9 | 8-32 X 3/4 PHIL PAN MS SS | 39007 |
| 10 | HEX NUT #8-32 STAINLESS | 89129 |
| 11 | ACORN NUT 1/4-20 | 49068 |
| 12 | SPRING, SUSPENSION MEDIUM | 42524 |
| 13 | SCREW 1/4-20X3/8 PN HD PH | 42360 |
| 14 | 10-24 TINNERMAM FASTENER | 42221 |

Floss Pan and Whirlgrip Stabilizer



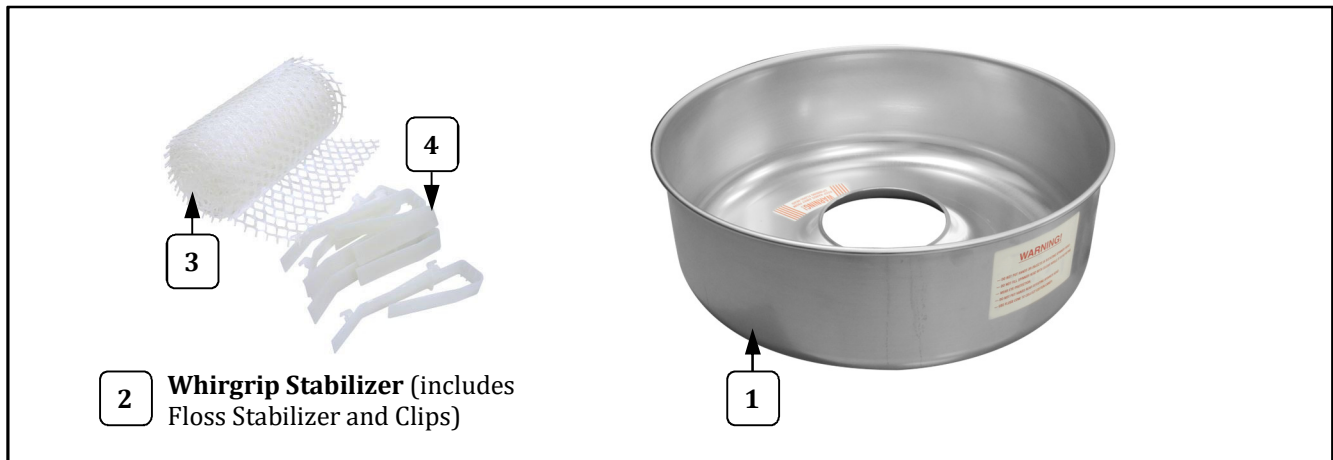
| Item | Part Description | Part Number |
|------|--|-------------|
| | | 3077-00-000 |
| 1 | FLOSS PAN, 0.080 ALUM | 42040 |
| 2 | WHIRLGRIP STABILIZER (Includes Floss Stabilizer and Clips) | 3010 |
| 3 | FLOSS STABILIZER (Web) | 43032 |
| 4 | WHIRLGRIP CLIPS | 77470 |



Cabinet Interior - Parts List

| Item | Part Description | Part Number |
|------|---------------------------|-------------|
| | | 3077-00-000 |
| 1 | MOTOR, FLOSS MACHINE | 48649 |
| 2 | SWITCH, LIGHTED ROCKER GR | 42798 |
| 3 | ELECTRONIC HEAT CONTROL | 42558 |
| 4 | 6-32 X 3/8 PHIL PAN M/S | 39000 |
| 5 | WASHER #6 INTERNAL TOOTH | 76188 |
| 6 | RELAY, 120VAC, DPST-NO | 48590 |
| 7 | 6-32 GRIP NUT ZINC PLATED | 47517 |
| 8 | TERMINAL BLOCK, 2 POS | 55620 |
| 9 | 8-32 X 3/4 PHIL PAN MS SS | 39007 |
| 10 | HEX NUT #8-32 STAINLESS | 89129 |
| 11 | ACORN NUT 1/4-20 | 49068 |
| 12 | SPRING, SUSPENSION MEDIUM | 42524 |
| 13 | SCREW 1/4-20X3/8 PN HD PH | 42360 |
| 14 | 10-24 TINNERMAM FASTENER | 42221 |

Floss Pan and Whirlgrip Stabilizer



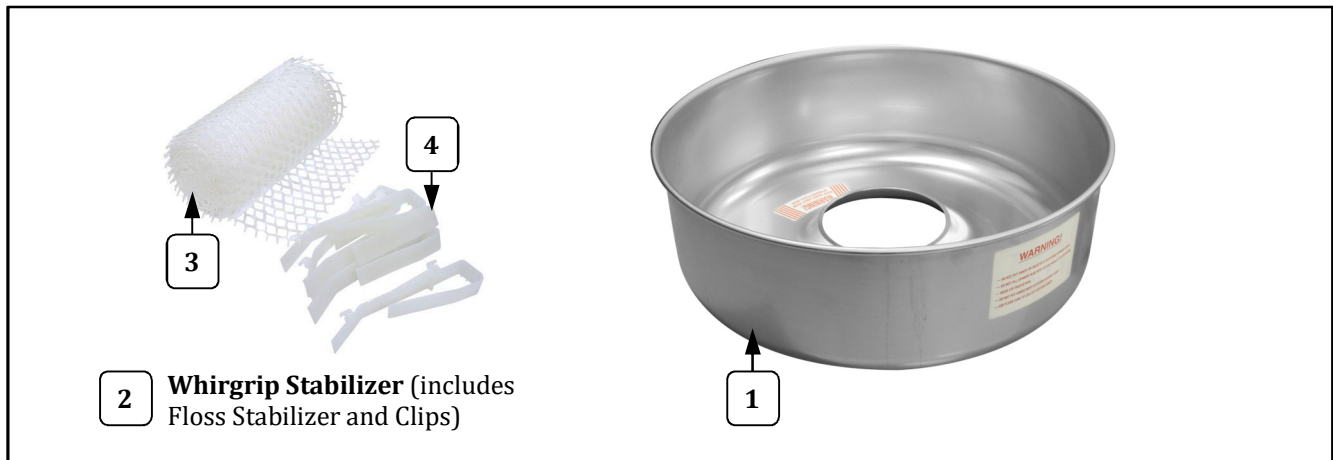
| Item | Part Description | Part Number |
|------|--|-------------|
| | | 3077-00-000 |
| 1 | FLOSS PAN, 0.080 ALUM | 42040 |
| 2 | WHIRLGRIP STABILIZER (Includes Floss Stabilizer and Clips) | 3010 |
| 3 | FLOSS STABILIZER (Web) | 43032 |
| 4 | WHIRLGRIP CLIPS | 77470 |



Cabinet Interior - Parts List

| Item | Part Description | Part Number |
|------|---------------------------|-------------|
| | | 3077-00-000 |
| 1 | MOTOR, FLOSS MACHINE | 48649 |
| 2 | SWITCH, LIGHTED ROCKER GR | 42798 |
| 3 | ELECTRONIC HEAT CONTROL | 42558 |
| 4 | 6-32 X 3/8 PHIL PAN M/S | 39000 |
| 5 | WASHER #6 INTERNAL TOOTH | 76188 |
| 6 | RELAY, 120VAC, DPST-NO | 48590 |
| 7 | 6-32 GRIP NUT ZINC PLATED | 47517 |
| 8 | TERMINAL BLOCK, 2 POS | 55620 |
| 9 | 8-32 X 3/4 PHIL PAN MS SS | 39007 |
| 10 | HEX NUT #8-32 STAINLESS | 89129 |
| 11 | ACORN NUT 1/4-20 | 49068 |
| 12 | SPRING, SUSPENSION MEDIUM | 42524 |
| 13 | SCREW 1/4-20X3/8 PN HD PH | 42360 |
| 14 | 10-24 TINNERMAM FASTENER | 42221 |

Floss Pan and Whirlgrip Stabilizer



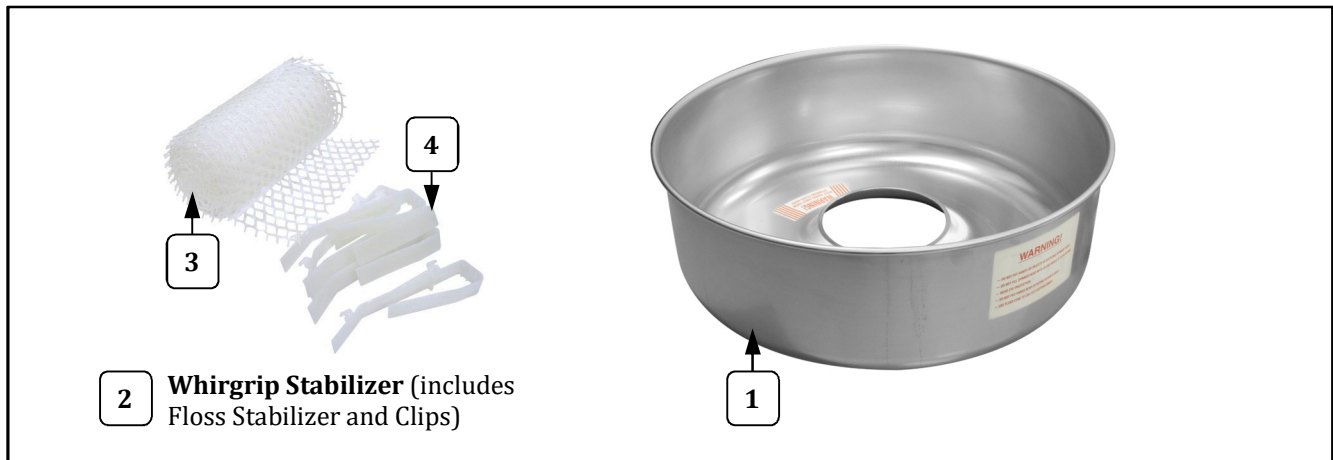
| Item | Part Description | Part Number |
|------|--|-------------|
| | | 3077-00-000 |
| 1 | FLOSS PAN, 0.080 ALUM | 42040 |
| 2 | WHIRLGRIP STABILIZER (Includes Floss Stabilizer and Clips) | 3010 |
| 3 | FLOSS STABILIZER (Web) | 43032 |
| 4 | WHIRLGRIP CLIPS | 77470 |



Cabinet Interior - Parts List

| Item | Part Description | Part Number |
|------|---------------------------|-------------|
| | | 3077-00-000 |
| 1 | MOTOR, FLOSS MACHINE | 48649 |
| 2 | SWITCH, LIGHTED ROCKER GR | 42798 |
| 3 | ELECTRONIC HEAT CONTROL | 42558 |
| 4 | 6-32 X 3/8 PHIL PAN M/S | 39000 |
| 5 | WASHER #6 INTERNAL TOOTH | 76188 |
| 6 | RELAY, 120VAC, DPST-NO | 48590 |
| 7 | 6-32 GRIP NUT ZINC PLATED | 47517 |
| 8 | TERMINAL BLOCK, 2 POS | 55620 |
| 9 | 8-32 X 3/4 PHIL PAN MS SS | 39007 |
| 10 | HEX NUT #8-32 STAINLESS | 89129 |
| 11 | ACORN NUT 1/4-20 | 49068 |
| 12 | SPRING, SUSPENSION MEDIUM | 42524 |
| 13 | SCREW 1/4-20X3/8 PN HD PH | 42360 |
| 14 | 10-24 TINNERMAM FASTENER | 42221 |

Floss Pan and Whirlgrip Stabilizer



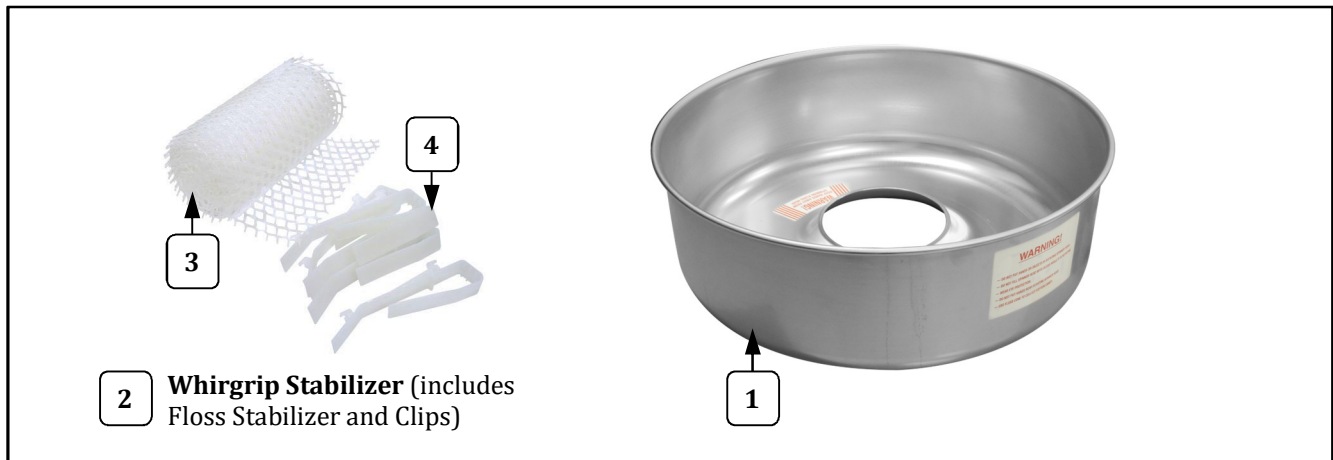
| Item | Part Description | Part Number |
|------|--|-------------|
| | | 3077-00-000 |
| 1 | FLOSS PAN, 0.080 ALUM | 42040 |
| 2 | WHIRLGRIP STABILIZER (Includes Floss Stabilizer and Clips) | 3010 |
| 3 | FLOSS STABILIZER (Web) | 43032 |
| 4 | WHIRLGRIP CLIPS | 77470 |



Cabinet Interior - Parts List

| Item | Part Description | Part Number |
|------|---------------------------|-------------|
| | | 3077-00-000 |
| 1 | MOTOR, FLOSS MACHINE | 48649 |
| 2 | SWITCH, LIGHTED ROCKER GR | 42798 |
| 3 | ELECTRONIC HEAT CONTROL | 42558 |
| 4 | 6-32 X 3/8 PHIL PAN M/S | 39000 |
| 5 | WASHER #6 INTERNAL TOOTH | 76188 |
| 6 | RELAY, 120VAC, DPST-NO | 48590 |
| 7 | 6-32 GRIP NUT ZINC PLATED | 47517 |
| 8 | TERMINAL BLOCK, 2 POS | 55620 |
| 9 | 8-32 X 3/4 PHIL PAN MS SS | 39007 |
| 10 | HEX NUT #8-32 STAINLESS | 89129 |
| 11 | ACORN NUT 1/4-20 | 49068 |
| 12 | SPRING, SUSPENSION MEDIUM | 42524 |
| 13 | SCREW 1/4-20X3/8 PN HD PH | 42360 |
| 14 | 10-24 TINNERMAM FASTENER | 42221 |

Floss Pan and Whirlgrip Stabilizer



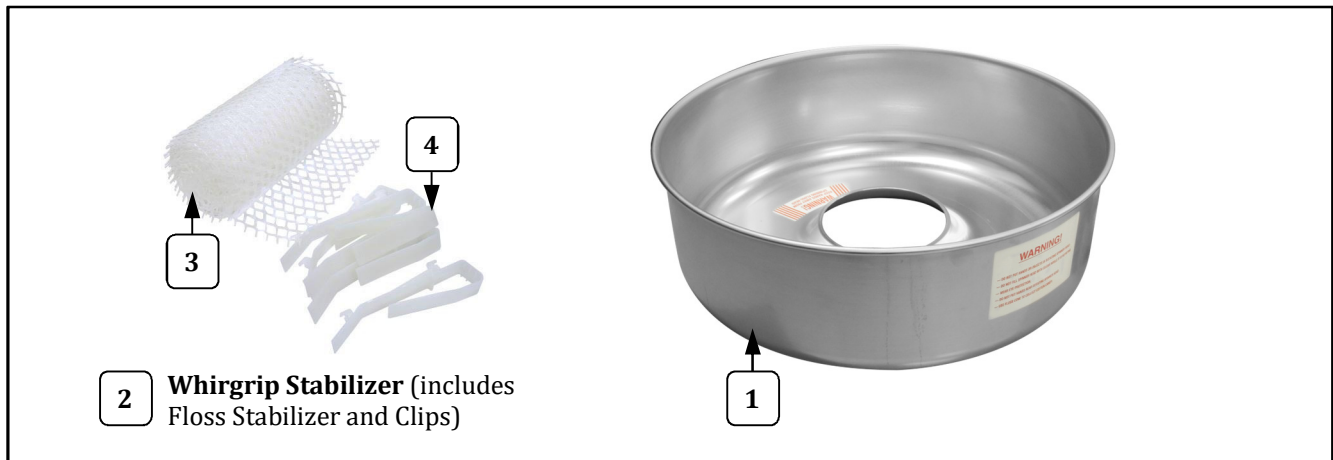
| Item | Part Description | Part Number |
|------|--|-------------|
| | | 3077-00-000 |
| 1 | FLOSS PAN, 0.080 ALUM | 42040 |
| 2 | WHIRLGRIP STABILIZER (Includes Floss Stabilizer and Clips) | 3010 |
| 3 | FLOSS STABILIZER (Web) | 43032 |
| 4 | WHIRLGRIP CLIPS | 77470 |



Cabinet Interior - Parts List

| Item | Part Description | Part Number |
|------|---------------------------|-------------|
| | | 3077-00-000 |
| 1 | MOTOR, FLOSS MACHINE | 48649 |
| 2 | SWITCH, LIGHTED ROCKER GR | 42798 |
| 3 | ELECTRONIC HEAT CONTROL | 42558 |
| 4 | 6-32 X 3/8 PHIL PAN M/S | 39000 |
| 5 | WASHER #6 INTERNAL TOOTH | 76188 |
| 6 | RELAY, 120VAC, DPST-NO | 48590 |
| 7 | 6-32 GRIP NUT ZINC PLATED | 47517 |
| 8 | TERMINAL BLOCK, 2 POS | 55620 |
| 9 | 8-32 X 3/4 PHIL PAN MS SS | 39007 |
| 10 | HEX NUT #8-32 STAINLESS | 89129 |
| 11 | ACORN NUT 1/4-20 | 49068 |
| 12 | SPRING, SUSPENSION MEDIUM | 42524 |
| 13 | SCREW 1/4-20X3/8 PN HD PH | 42360 |
| 14 | 10-24 TINNERMAM FASTENER | 42221 |

Floss Pan and Whirlgrip Stabilizer



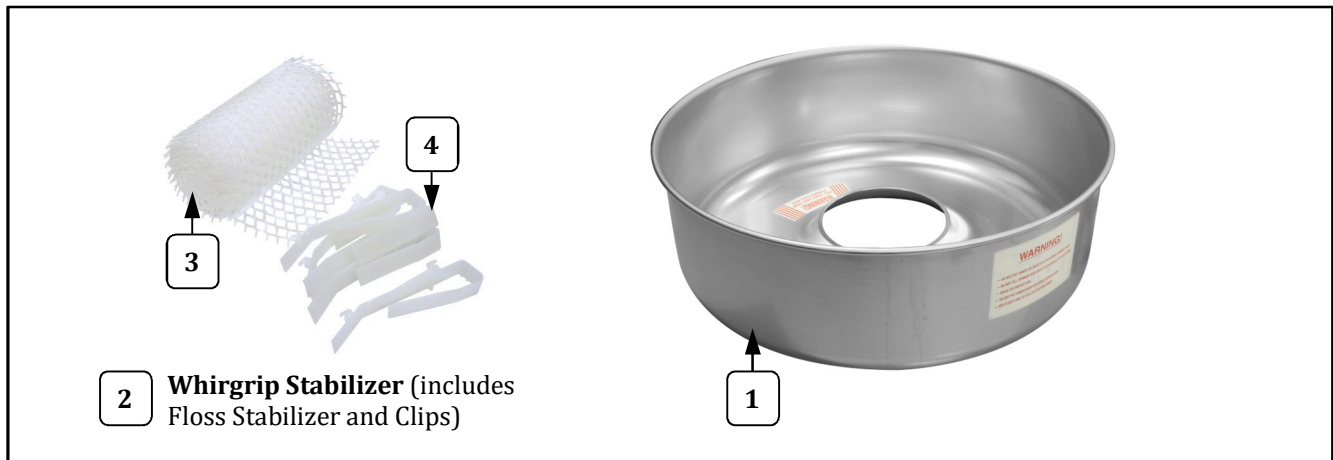
| Item | Part Description | Part Number |
|------|--|-------------|
| | | 3077-00-000 |
| 1 | FLOSS PAN, 0.080 ALUM | 42040 |
| 2 | WHIRLGRIP STABILIZER (Includes Floss Stabilizer and Clips) | 3010 |
| 3 | FLOSS STABILIZER (Web) | 43032 |
| 4 | WHIRLGRIP CLIPS | 77470 |



Cabinet Interior - Parts List

| Item | Part Description | Part Number |
|------|---------------------------|-------------|
| | | 3077-00-000 |
| 1 | MOTOR, FLOSS MACHINE | 48649 |
| 2 | SWITCH, LIGHTED ROCKER GR | 42798 |
| 3 | ELECTRONIC HEAT CONTROL | 42558 |
| 4 | 6-32 X 3/8 PHIL PAN M/S | 39000 |
| 5 | WASHER #6 INTERNAL TOOTH | 76188 |
| 6 | RELAY, 120VAC, DPST-NO | 48590 |
| 7 | 6-32 GRIP NUT ZINC PLATED | 47517 |
| 8 | TERMINAL BLOCK, 2 POS | 55620 |
| 9 | 8-32 X 3/4 PHIL PAN MS SS | 39007 |
| 10 | HEX NUT #8-32 STAINLESS | 89129 |
| 11 | ACORN NUT 1/4-20 | 49068 |
| 12 | SPRING, SUSPENSION MEDIUM | 42524 |
| 13 | SCREW 1/4-20X3/8 PN HD PH | 42360 |
| 14 | 10-24 TINNERMAM FASTENER | 42221 |

Floss Pan and Whirlgrip Stabilizer



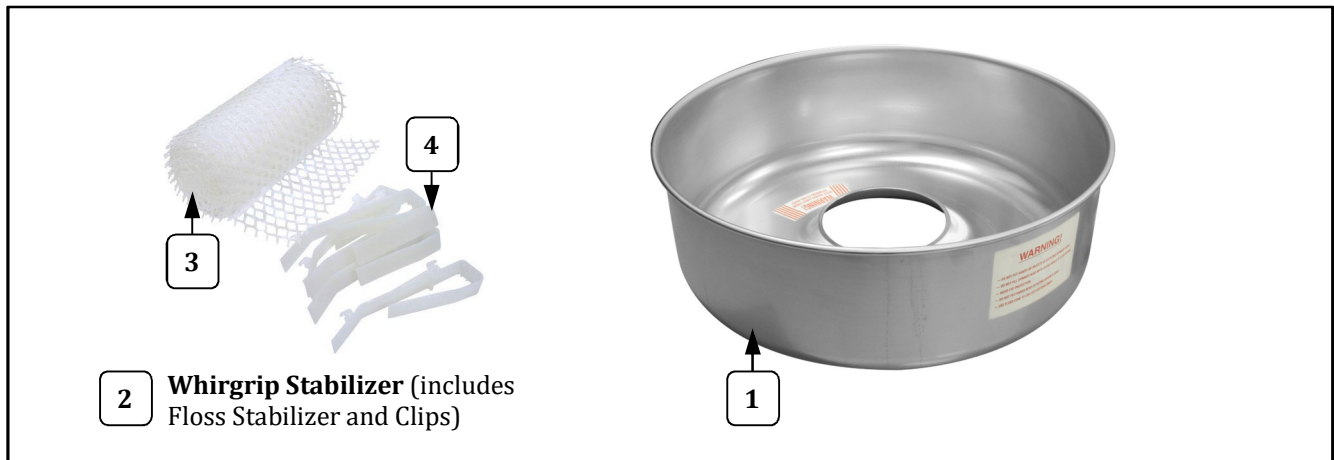
| Item | Part Description | Part Number |
|------|--|-------------|
| | | 3077-00-000 |
| 1 | FLOSS PAN, 0.080 ALUM | 42040 |
| 2 | WHIRLGRIP STABILIZER (Includes Floss Stabilizer and Clips) | 3010 |
| 3 | FLOSS STABILIZER (Web) | 43032 |
| 4 | WHIRLGRIP CLIPS | 77470 |



Cabinet Interior - Parts List

| Item | Part Description | Part Number |
|------|---------------------------|-------------|
| | | 3077-00-000 |
| 1 | MOTOR, FLOSS MACHINE | 48649 |
| 2 | SWITCH, LIGHTED ROCKER GR | 42798 |
| 3 | ELECTRONIC HEAT CONTROL | 42558 |
| 4 | 6-32 X 3/8 PHIL PAN M/S | 39000 |
| 5 | WASHER #6 INTERNAL TOOTH | 76188 |
| 6 | RELAY, 120VAC, DPST-NO | 48590 |
| 7 | 6-32 GRIP NUT ZINC PLATED | 47517 |
| 8 | TERMINAL BLOCK, 2 POS | 55620 |
| 9 | 8-32 X 3/4 PHIL PAN MS SS | 39007 |
| 10 | HEX NUT #8-32 STAINLESS | 89129 |
| 11 | ACORN NUT 1/4-20 | 49068 |
| 12 | SPRING, SUSPENSION MEDIUM | 42524 |
| 13 | SCREW 1/4-20X3/8 PN HD PH | 42360 |
| 14 | 10-24 TINNERMAM FASTENER | 42221 |

Floss Pan and Whirlgrip Stabilizer



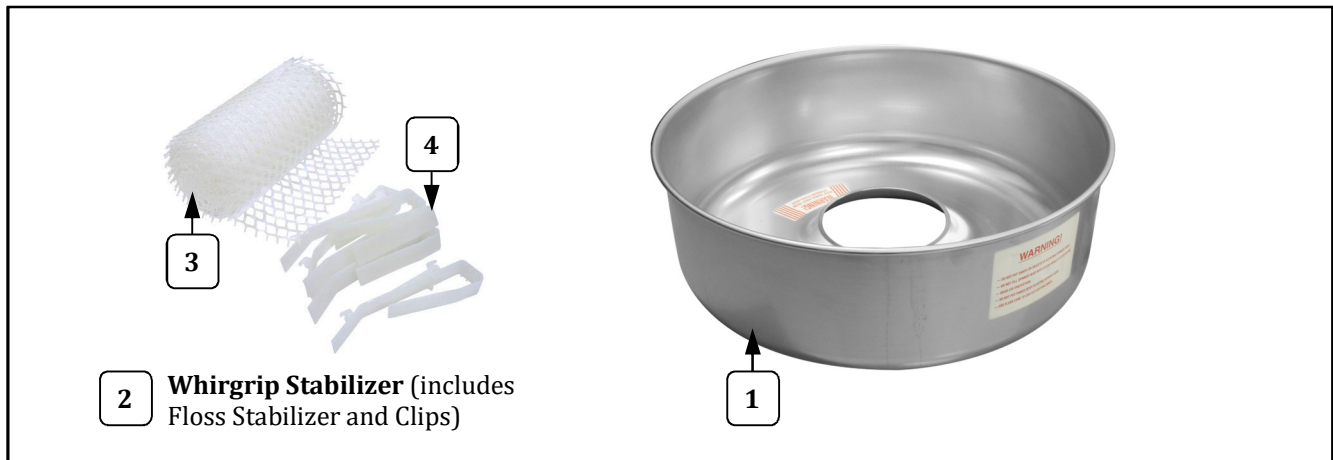
| Item | Part Description | Part Number |
|------|--|-------------|
| | | 3077-00-000 |
| 1 | FLOSS PAN, 0.080 ALUM | 42040 |
| 2 | WHIRLGRIP STABILIZER (Includes Floss Stabilizer and Clips) | 3010 |
| 3 | FLOSS STABILIZER (Web) | 43032 |
| 4 | WHIRLGRIP CLIPS | 77470 |



Cabinet Interior - Parts List

| Item | Part Description | Part Number |
|------|---------------------------|-------------|
| | | 3077-00-000 |
| 1 | MOTOR, FLOSS MACHINE | 48649 |
| 2 | SWITCH, LIGHTED ROCKER GR | 42798 |
| 3 | ELECTRONIC HEAT CONTROL | 42558 |
| 4 | 6-32 X 3/8 PHIL PAN M/S | 39000 |
| 5 | WASHER #6 INTERNAL TOOTH | 76188 |
| 6 | RELAY, 120VAC, DPST-NO | 48590 |
| 7 | 6-32 GRIP NUT ZINC PLATED | 47517 |
| 8 | TERMINAL BLOCK, 2 POS | 55620 |
| 9 | 8-32 X 3/4 PHIL PAN MS SS | 39007 |
| 10 | HEX NUT #8-32 STAINLESS | 89129 |
| 11 | ACORN NUT 1/4-20 | 49068 |
| 12 | SPRING, SUSPENSION MEDIUM | 42524 |
| 13 | SCREW 1/4-20X3/8 PN HD PH | 42360 |
| 14 | 10-24 TINNERMAM FASTENER | 42221 |

Floss Pan and Whirlgrip Stabilizer



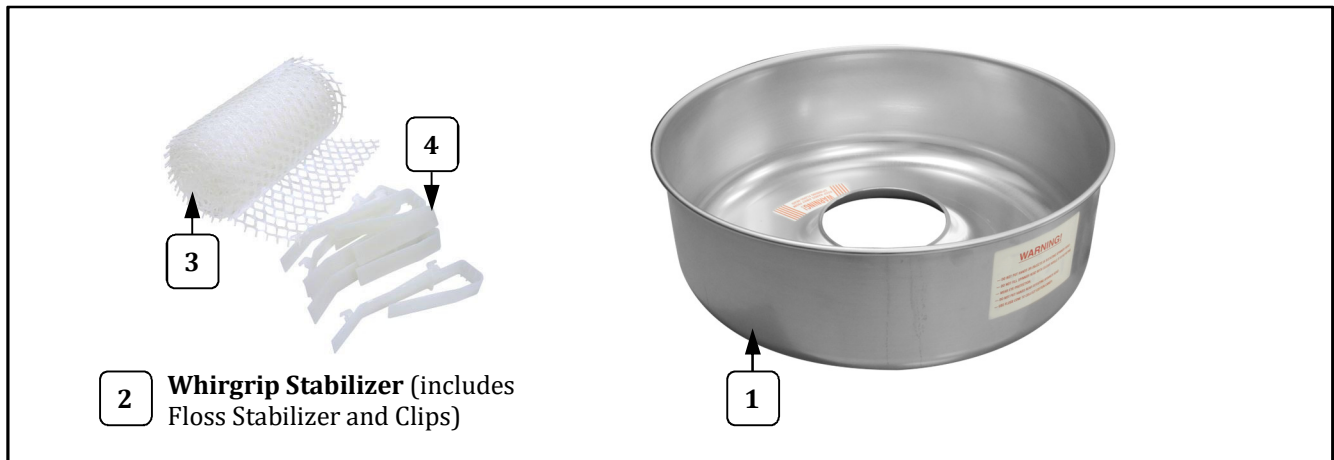
| Item | Part Description | Part Number |
|------|--|-------------|
| | | 3077-00-000 |
| 1 | FLOSS PAN, 0.080 ALUM | 42040 |
| 2 | WHIRLGRIP STABILIZER (Includes Floss Stabilizer and Clips) | 3010 |
| 3 | FLOSS STABILIZER (Web) | 43032 |
| 4 | WHIRLGRIP CLIPS | 77470 |



Cabinet Interior - Parts List

| Item | Part Description | Part Number |
|------|---------------------------|-------------|
| | | 3077-00-000 |
| 1 | MOTOR, FLOSS MACHINE | 48649 |
| 2 | SWITCH, LIGHTED ROCKER GR | 42798 |
| 3 | ELECTRONIC HEAT CONTROL | 42558 |
| 4 | 6-32 X 3/8 PHIL PAN M/S | 39000 |
| 5 | WASHER #6 INTERNAL TOOTH | 76188 |
| 6 | RELAY, 120VAC, DPST-NO | 48590 |
| 7 | 6-32 GRIP NUT ZINC PLATED | 47517 |
| 8 | TERMINAL BLOCK, 2 POS | 55620 |
| 9 | 8-32 X 3/4 PHIL PAN MS SS | 39007 |
| 10 | HEX NUT #8-32 STAINLESS | 89129 |
| 11 | ACORN NUT 1/4-20 | 49068 |
| 12 | SPRING, SUSPENSION MEDIUM | 42524 |
| 13 | SCREW 1/4-20X3/8 PN HD PH | 42360 |
| 14 | 10-24 TINNERMAM FASTENER | 42221 |

Floss Pan and Whirlgrip Stabilizer



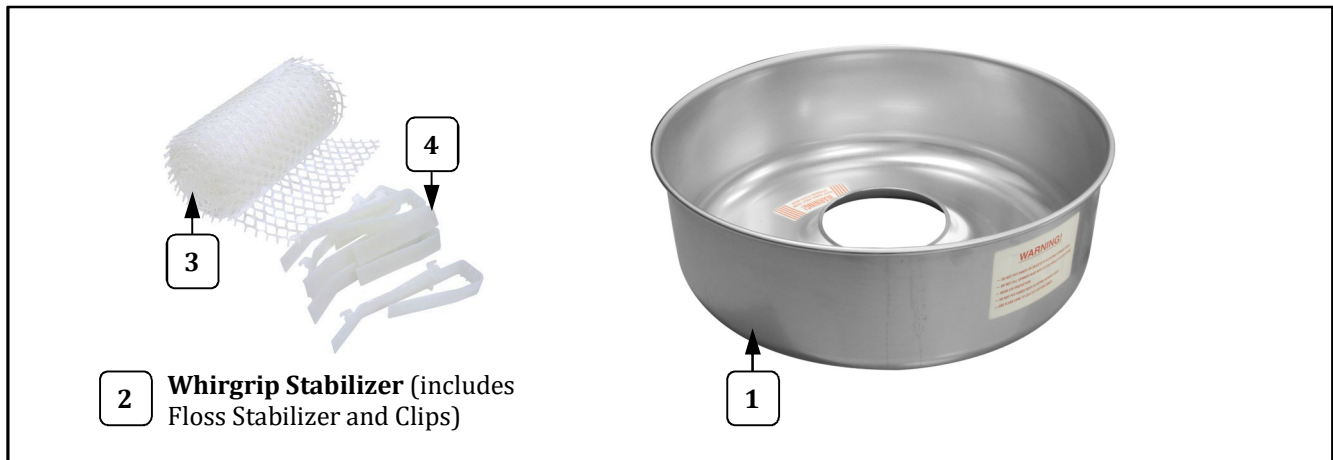
| Item | Part Description | Part Number |
|------|--|-------------|
| | | 3077-00-000 |
| 1 | FLOSS PAN, 0.080 ALUM | 42040 |
| 2 | WHIRLGRIP STABILIZER (Includes Floss Stabilizer and Clips) | 3010 |
| 3 | FLOSS STABILIZER (Web) | 43032 |
| 4 | WHIRLGRIP CLIPS | 77470 |



Cabinet Interior - Parts List

| Item | Part Description | Part Number |
|------|---------------------------|-------------|
| | | 3077-00-000 |
| 1 | MOTOR, FLOSS MACHINE | 48649 |
| 2 | SWITCH, LIGHTED ROCKER GR | 42798 |
| 3 | ELECTRONIC HEAT CONTROL | 42558 |
| 4 | 6-32 X 3/8 PHIL PAN M/S | 39000 |
| 5 | WASHER #6 INTERNAL TOOTH | 76188 |
| 6 | RELAY, 120VAC, DPST-NO | 48590 |
| 7 | 6-32 GRIP NUT ZINC PLATED | 47517 |
| 8 | TERMINAL BLOCK, 2 POS | 55620 |
| 9 | 8-32 X 3/4 PHIL PAN MS SS | 39007 |
| 10 | HEX NUT #8-32 STAINLESS | 89129 |
| 11 | ACORN NUT 1/4-20 | 49068 |
| 12 | SPRING, SUSPENSION MEDIUM | 42524 |
| 13 | SCREW 1/4-20X3/8 PN HD PH | 42360 |
| 14 | 10-24 TINNERMAM FASTENER | 42221 |

Floss Pan and Whirlgrip Stabilizer



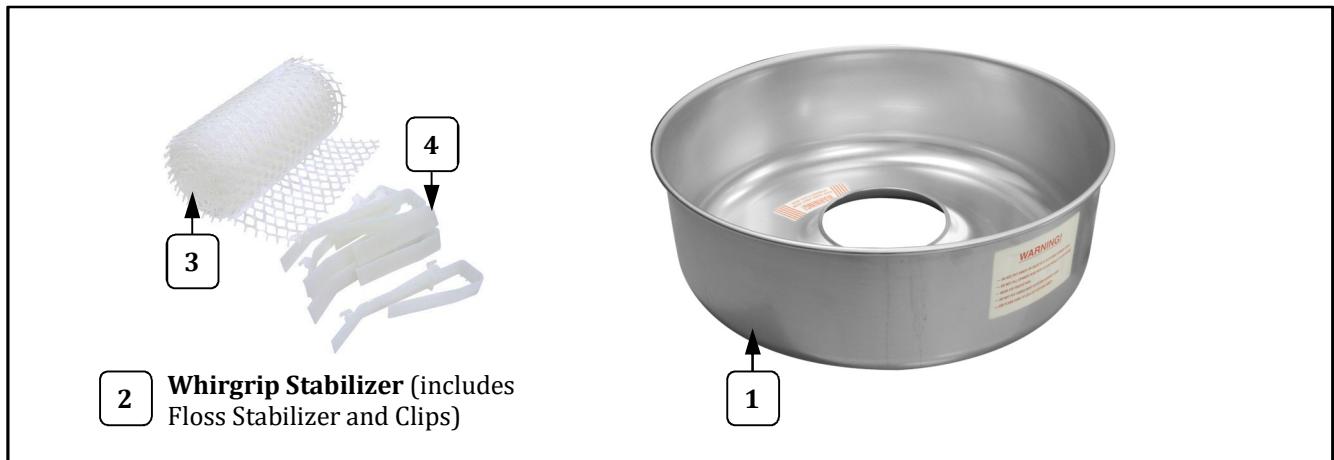
| Item | Part Description | Part Number |
|------|--|-------------|
| | | 3077-00-000 |
| 1 | FLOSS PAN, 0.080 ALUM | 42040 |
| 2 | WHIRLGRIP STABILIZER (Includes Floss Stabilizer and Clips) | 3010 |
| 3 | FLOSS STABILIZER (Web) | 43032 |
| 4 | WHIRLGRIP CLIPS | 77470 |



Cabinet Interior - Parts List

| Item | Part Description | Part Number |
|------|---------------------------|-------------|
| | | 3077-00-000 |
| 1 | MOTOR, FLOSS MACHINE | 48649 |
| 2 | SWITCH, LIGHTED ROCKER GR | 42798 |
| 3 | ELECTRONIC HEAT CONTROL | 42558 |
| 4 | 6-32 X 3/8 PHIL PAN M/S | 39000 |
| 5 | WASHER #6 INTERNAL TOOTH | 76188 |
| 6 | RELAY, 120VAC, DPST-NO | 48590 |
| 7 | 6-32 GRIP NUT ZINC PLATED | 47517 |
| 8 | TERMINAL BLOCK, 2 POS | 55620 |
| 9 | 8-32 X 3/4 PHIL PAN MS SS | 39007 |
| 10 | HEX NUT #8-32 STAINLESS | 89129 |
| 11 | ACORN NUT 1/4-20 | 49068 |
| 12 | SPRING, SUSPENSION MEDIUM | 42524 |
| 13 | SCREW 1/4-20X3/8 PN HD PH | 42360 |
| 14 | 10-24 TINNERMAM FASTENER | 42221 |

Floss Pan and Whirlgrip Stabilizer



| Item | Part Description | Part Number |
|------|--|-------------|
| | | 3077-00-000 |
| 1 | FLOSS PAN, 0.080 ALUM | 42040 |
| 2 | WHIRLGRIP STABILIZER (Includes Floss Stabilizer and Clips) | 3010 |
| 3 | FLOSS STABILIZER (Web) | 43032 |
| 4 | WHIRLGRIP CLIPS | 77470 |