

# Slant Front Warmer

Instruction Manual

Model No. 5516







 **GOLD MEDAL**®

**FUNFOOD EQUIPMENT AND SUPPLIES**

Cincinnati, OH 45241-4807 USA



## SAFETY PRECAUTIONS

	<p style="text-align: center;"><b>⚠ CAUTION</b></p> <p>This equipment is designed and sold for commercial use only. This equipment is not to be used by the consumer in home use. Do not allow direct contact of this equipment by the public when used in food service locations. Only personnel trained and experienced in the equipment operation may operate this equipment. Carefully read all installation instructions before operating the equipment.</p>
	<p style="text-align: center;"><b>⚠ WARNING</b></p> <p>Always wear safety glasses when servicing this equipment.</p>
	<p style="text-align: center;"><b>⚠ WARNING</b></p> <p>Any alterations to this equipment will void the warranty and may cause a dangerous situation. NEVER make alterations to the equipment.</p>
	<p style="text-align: center;"><b>⚠ DANGER</b></p> <p>Machine must be properly grounded to prevent electrical shock to personnel. Do NOT immerse the kettle, warmer, or any other part of this equipment in water. Always unplug the equipment before cleaning or servicing.</p>
<p style="text-align: center;"><b>NOTE</b></p> <p>The information, specifications and illustrations contained in this manual represent the latest data available at time of publication. Right is reserved to make changes as required at the discretion of Gold Medal Products Company without notice.</p>	



# GENERAL INSTRUCTIONS

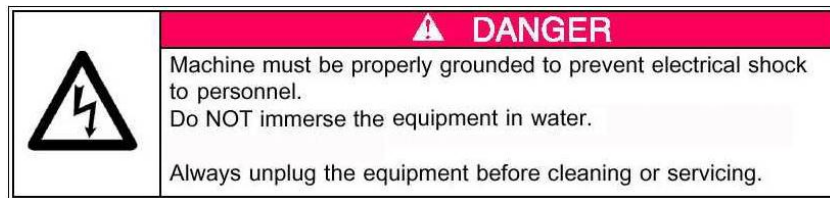
## CHECKING SHIPMENT

Unpack all cartons and check thoroughly for any damage that may have occurred during transit. Damage claims should be filed immediately with the transportation company. Gold Medal® Products is not responsible for damage that occurs in transit

## ELECTRICAL REQUIREMENTS

120V, 60Hz, 150W

If in doubt, have an electrician must furnish sufficient current for the proper operation of your machine.



## SETUP

Remove all packing material and tape before starting operation. Simply plug in the three pronged plug into a grounded wall outlet. Do not use an extension cord.

## OPERATING INSTRUCTIONS

Press the rocker switch to turn the machine on. Place up to 18 pretzels on the top and bottom racks. Allow the pretzels to heat for approximately 30 minutes.

## CLEANING INSTRUCTIONS

Cleaning your Slanted Front Warmer is minimal. Allow the machine to cool, and then wipe the inside and outside down with a damp cloth. Any glass cleaner is safe to use on the side glass components. **DO NOT** use side glass cleaner on the front and/or top of the unit.



# MAINTENANCE INSTRUCTIONS



## DANGER

Do NOT immerse any part of this equipment in water.  
Unplug your machine before servicing.



## WARNING

Adequate eye protection must be used when servicing this equipment to prevent the possibility of injury.



## CAUTION

THE FOLLOWING SECTIONS OF THIS MANUAL ARE INTENDED ONLY FOR QUALIFIED SERVICE PERSONNEL WHO ARE FAMILIAR WITH ELECTRICAL EQUIPMENT. THESE ARE NOT INTENDED FOR THE OPERATOR.




## ORDERING SPARE PARTS

1. Identify the worn or broken part by checking it with the illustrations and parts list.
2. When ordering parts, include part number, part name, and quantity required.
3. Include you model name and machine serial number (found on nameplate) with your order.
4. Address orders to:

Parts Department  
Gold Medal® Products Co.  
10700 Medallion Drive  
Cincinnati, Ohio 45241-4807


Or, place orders at:

(800) 543-0862  
(513) 769-7676  
Fax: (513) 769-8500  
E-mail: [info@gmpopcorn.com](mailto:info@gmpopcorn.com)  
[www.gmpopcorn.com](http://www.gmpopcorn.com)






# PARTS BREAKDOWN (Pg. 9-10)



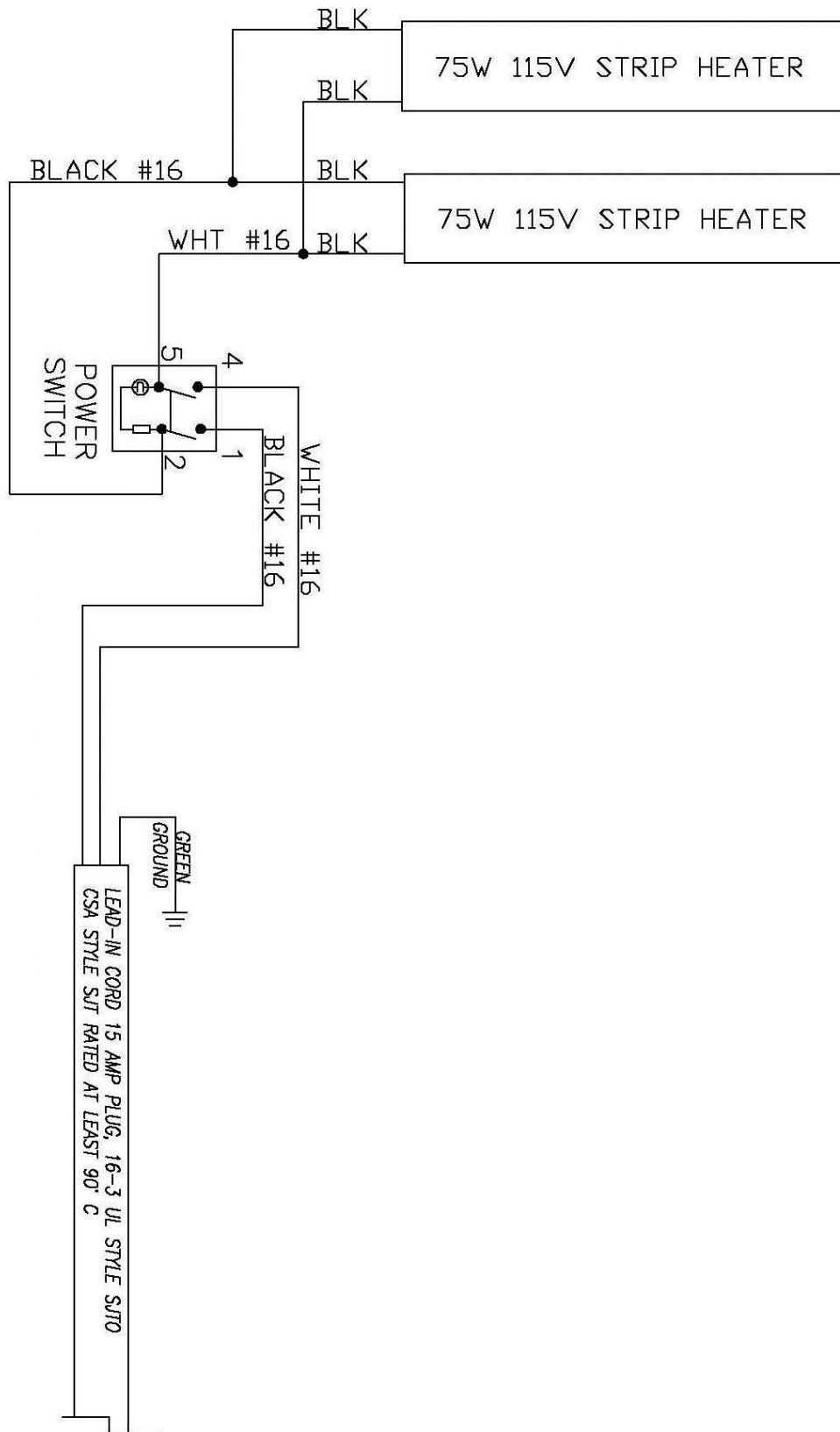


## PARTS BREAKDOWN (Continued)





# Wiring Diagram





## WARRANTY

WE WARRANT to the original purchaser the Gold Medal equipment sold by us to be free from defects in material or workmanship under normal use and service. Our obligation under this warranty shall be limited to the repair or replacement of any defective part for a period of six (6) months from the date of sale to the Original Purchaser with regard to labor and two (2) years with regard to parts and does not cover damage to the equipment caused by accident, alteration, improper use, voltage, abuse, or failure to follow instructions.

THIS WARRANTY IS IN LIEU OF ALL OTHER WARRANTIES EXPRESSED OR IMPLIED, AND OF ALL OTHER OBLIGATIONS OR LIABILITIES ON OUR PART, INCLUDING THE IMPLIED WARRANTY OF MERCHANTABILITY. THERE ARE NO WARRANTIES WHICH EXTEND BEYOND THE DESCRIPTION ON THE FACE HEREOF. We neither assume, nor authorize any other person to assume for us, any other obligation or liability in connection with the sale of said GOLD MEDAL equipment or any part thereof.

The term "Original Purchaser" as used in this warranty shall be deemed to mean that person, firm, association, or corporation who was billed by the GOLD MEDAL PRODUCTS COMPANY, or their authorized distributor for the equipment.

THIS WARRANTY HAS NO EFFECT AND IS VOID UNLESS THE ORIGINAL PURCHASER FIRST CALLS GOLD MEDAL PRODUCTS COMPANY AT 1-800-543-0862 TO DISCUSS WITH OUR SERVICE REPRESENTATIVE THE EQUIPMENT PROBLEM, AND, IF NECESSARY, FOR INSTRUCTIONS CONCERNING THE REPAIR OR REPLACEMENT OF PARTS.

*NOTE: This equipment is manufactured and sold for commercial use only.*



**GOLD MEDAL PRODUCTS COMPANY**  
10700 Medallion Drive  
Cincinnati, Ohio 45241-4807 USA