

REV	DESCRIPTION	ECO	BY	DATE
09	REVISED ITEM 4779	#2652	JM	2017-08-04
10	REPLACED ITEM 99-14404 BY 99-17155, 6703 BY 99-17157 ADDED ITEM 3849	#2703 #2736	CM JG	2018-01-18
11	ADDED ITEMS 8316,8327 AND 8290, AND DETAIL F. ITEM 3849 REVISED REMOVED DETAIL A AND ITEM 99-13925 REPLACED ITEM 6794 BY 99-15609	#2788	JM	2018-04-25
12	REMOVED NOTE ATTACHED TO BALLOON #3 UPDATED CASTERS PART NUMBER		CM	2018-07-19
13	ADDED NOTE 3	2886	MMO	2019-01-04
14	ITEM P/N 3849 REPLACED WITH 99-17444.	3156	JX	2021-09-03

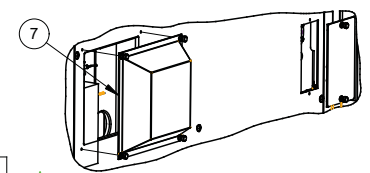
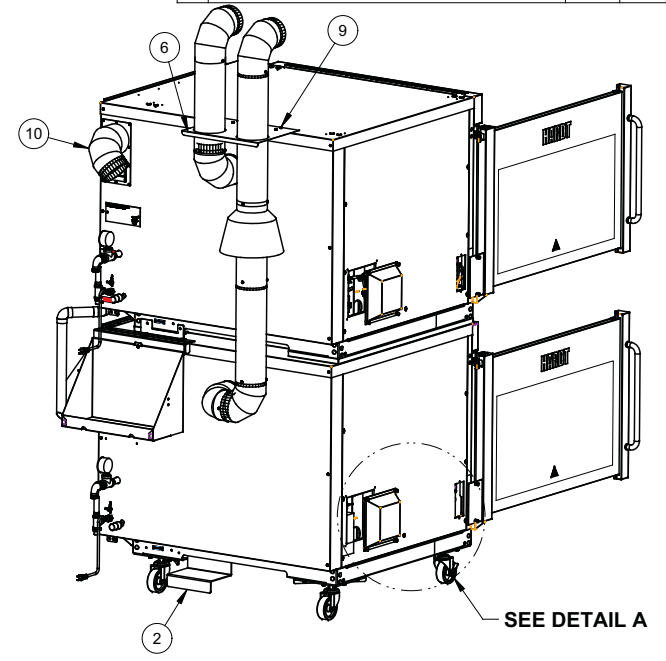
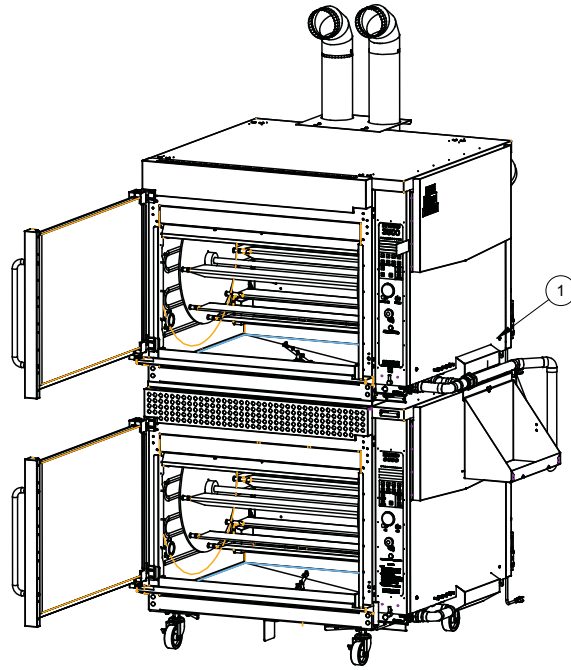
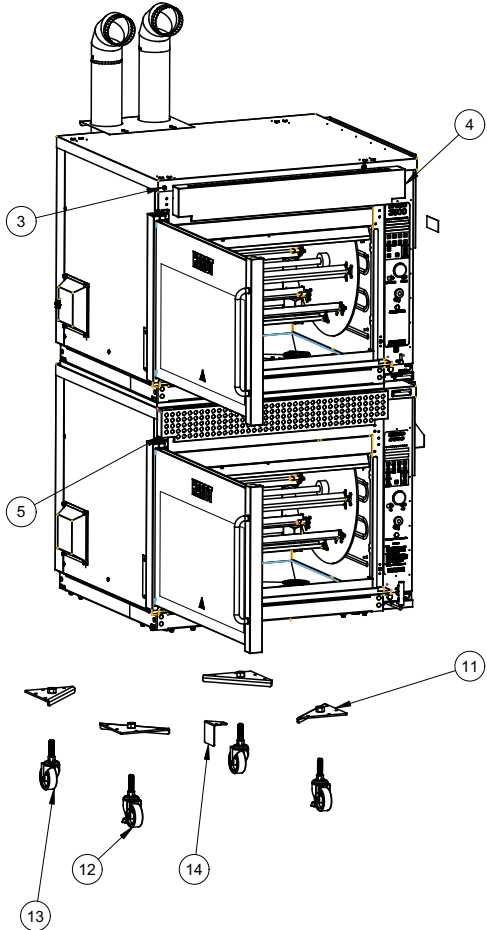
ITEM	QTY	PART	DRAWING	DESCRIPTION	SERVICE NO
21	2	5760	-	MACH. SCREW 10-32 x 1/2 S/S PHILPS TRUSS HEAD	5760
20	1	99-17157	99-17157	COVER ASSEMBLY, LIGHT FIXTURE	99-17157
19	1	99-17155	99-17155	COVER ASSEMBLY, THERMAL SENSOR	99-17155
18	1	99-15609	99-15609	HOOK, BURNER	SEE NOTE 2
17	7	8327	-	LOCK WASHER S/S SPLIT FOR BOLT 1/4 S/S	8327
16	5	8290	-	WASHER, FLAT, S/S, 1/4"	8290
15	1	7111	99-16218	COVER, WATER PUMP ASSY	7111
14	4	6824	-	PLUG PLASTIC PUSH-IN BLACK 7/16 ID	6824
13	15	11135	-	NUT, K-LOCK, S/S, #8-32	11135
12	1	6765	99-12130	GUARD, FLAME SENSOR, ASSEMBLY	6765
11	1	4779	99-10913	CHIMNEY ASSEMBLY, SINGLE, 5 IN. S/S	4779
10	1	6676	99-11880	COVER, BURNER, FRONT, ASSEMBLY	6676
9	3	8505	-	BOLT HEX HEAD 1/4-20 x 1/2" LONG, S/S	8505
8	1	99-17444	99-17444	DEGREASER HOSE ASSEMBLY (OPEN LOOP)	SEE NOTE 1
7	1	6667	99-10961	SHELF, DEGREASER CONTAINER, INF-3500	6667
6	1	6722	99-12079	GUARD, IGNITER, W/SHIELD	6722
5	9	8316	-	BOLT HEX HEAD 1/4-20 x 1-1/4" LONG, S/S	8316
4	2	99-16503	99-16503	WELDMENT, ADJUSTABLE CASTER W/O BRAKE	2846
3	2	99-16502	99-16502	WELDMENT, ADJUSTABLE CASTER W/ BRAKE	2849
2	1	6764	99-11650	HEAT SHIELD, SINGLE / TOP DD, ASSEMBLY	6764
1	2	6664	99-11415	MOUNTING PIN, HEAT SHIELD, 10-32	6664



- NOTES:**
- 1 FOR OPEN LOOP DEGREASER HOSE USE KIT #14110
FOR CLOSE LOOP DEGREASER HOSE USE PART #5883
 - 2 FOR RECTIFICATION SENSING UNIT USE #6794
FOR THERMOCUPLE SENSING UNIT USE #99-15609
 - 3 FOR REGULAR DOOR ASSEMBLY USE KIT #14157
FOR 180° SWING DOOR ASSEMBLY USE KIT #14156

PART NAME:		HARDWARE, MISC, INF-3500	
WHERE USED:		INF-3500	
MATERIAL:		SEE BOM	
FINISH:		-	
DRAWN BY:	JIA HUI XU	PART NO.:	-
APPROVED BY:		DRAWING NO.:	99-11920
		REV:	14
SCALE: 1:32		PAPER SIZE: B	
SHEET: 1 OF 1		 HARDT Responsive, Reliable Solutions	

REV	DESCRIPTION	ECO	BY	DATE
08	UPDATE CASTERS AND CHANGE NOTE	#2236	MN	2015-05-06
09	REPLACED 99-11425 WITH 99-16456, REMOVED P/N 11414	#2491	ZL	2016-05-27
10	REPLACED 99-16456 WITH 99-11425 REV. 03	#2585	MN	2016-11-08
11	REPLACED ITEM 99-14404 BY 99-17155 REPLACED ITEM 6703 BY 99-17157 REMOVED NOTE ATTACHED TO BALLOON #4 UPDATED CASTERS PART NUMBER	#2703	CM	2018-08-28
12	CORRECTED SERVICE NO OF 99-16508 AND 99-16509 DELETE NOTE	#3046	XZ	2020-03-02

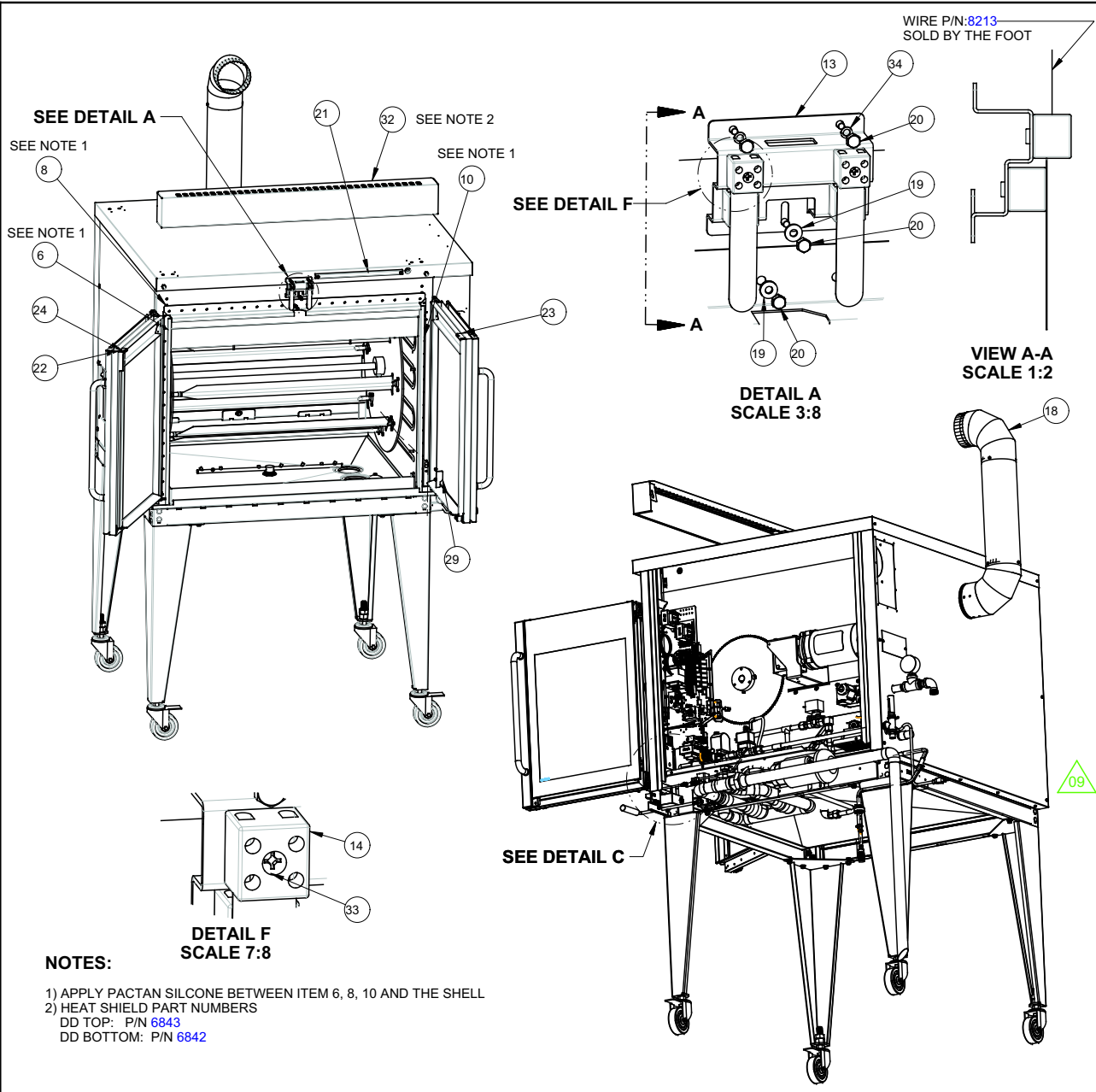


DETAIL A
SCALE 3:32

ITEM	QTY	PART	DRAWING	DESCRIPTION	SERVICE NO
14	1	6801	99-10479 REV 02	BRACKET, GREASE SHUTTLE SUPPORT, FRONT	6801
13	2	99-16508	99-16508 REV 01	WELDMNT, ADJUSTABLE CASTER W/O BRAKE	99-14606
12	2	99-16509	99-16509 REV 01	WELDMNT, ADJUSTABLE CASTER W/ BRAKE	99-14605
11	4	99-13202	99-13202 REV 04	WELDMNT, PLATE, CASTER	99-13202
10	1	4797	- REV -	CHIMNEY ELBOW 90°, Ø5" S/S	4797
9	4	3796	- REV -	HEX NUT 8-32, S/S	3796
8	2	99-17157	99-17157 REV 00	COVER ASSEMBLY, LIGHT FIXTURE	99-17157
7	2	99-17155	99-17155 REV 00	COVER ASSEMBLY, THERMAL SENSOR	99-17155
6	1	2942	99-10117 REV 05	BRACE, VENT, DD	2942
5	1	6742	99-11420 REV 09	HEAT SHIELD, BOTTOM DD, ASSEMBLY	6742
4	1	6764	99-11650 REV 09	HEAT SHIELD, SINGLE / TOP DD, ASSEMBLY	6764
3	2	6664	99-11415 REV 02	MOUNTING PIN, HEAT SHIELD, 10-32	6664
2	1	6796	99-10478 REV 07	BRACKET, GREASE SHUTTLE SUPPORT, BACK, CUTOUT	6796
1	1	5760	- REV -	MACH. SCREW 10-32 x 1/2 S/S PHILIPS TRUSS HEAD	5760



PART NAME:		HARDWARE, MISC, INF-3500 DD	
WHERE USED:		INF-3500	
MATERIAL:		SEE BOM	
FINISH:		-	
DRAWN BY:	XIN Z.	PART NO.:	-
APPROVED BY:		DRAWING NO.:	99-12316
		REV:	12
SCALE:	3:64	PAPER SIZE:	B
SHEET:	1 OF 1	HARDT Responsive, Reliable Solutions	



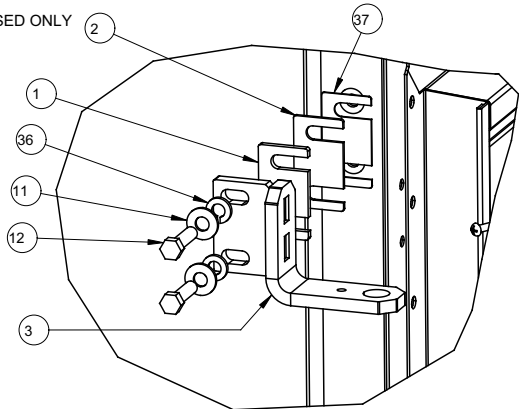
REV	DESCRIPTION	ECO	BY	DATE
03	ADD ONE MORE SHIM THICKNESS FOR HINGE ADJUST REVISED NOTE 1	#1978 #2000	MN ZL	21-JAN-14 12-FEB-14
04	REVISED BOM TO SHOW CHIMNEY PART NUMBER	#2083	ZL	10-JUL-14
05	ADD ITEM 11413 ASSEMBLY 4779 REVISED	#2582	CM	2016-10-20
06	REVISED NOTE		CM	2018-07-18
07	REPLACED P/N 6895 BY P/N 6843	#2962	XZ	2019-08-22
08	REPLACED ITEM 3769 AND ITEM 3769 NUT BY ITEM 14168	#2894	XZ	2020-03-03
09	REVISED BOM PART #8615 WAS #8403	#3048	MMO	2020-03-23

38	2	11413	-	REV	-	MACH. SCREW 6-32 x .500 S/S PHILLIPS ROUND HEAD
37	4	6941	99-13174	REV	0	SHIM .029 THK, DOOR HINGE
36	2	8327	-	REV	-	WASHER SPLIT LOCK S/S 1/4
35	1	14168	-	REV	-	STRAIN RELIEF WITH NUT LIQUID-TIGHT
34	4	20601	-	REV	-	LOCK WASHER S/S SPLIT FOR BOLT #8 S/S
33	4	11130	-	REV	-	SCREW FLAT PHIL S/S 6-32 X 3/4 82 DEG
32	1	6843	99-12698	REV	05	HEAT SHIELD, TOP FD, ASSEMBLY
31	5	3796	-	REV	-	HEX NUT 8-32, S/S
30	3	8289	-	REV	-	LOCK WASHER S/S SPLIT FOR BOLT #10 S/S
29	1	99-13834	99-13834	REV	1	PLATE, BLANK, DOOR SWITCH
28	4	NA	-	REV	-	SCREW 6-32 X 0.375" S/S
27	4	4100	4100	REV	0	HOLD DOWN CLIP
26	2	4093	4093	REV	0	RELAY POWER DPDT 24VAC 5A
25	2	4094	4094	REV	0	TRACK MOUNT/FRONT CONNECT SOCKET FOR RELAY
24	4	8679	8679	REV	-	SET SCREW 10-32 X 3/16", S/S
23	1	6919	99-12881	REV	1	SCRAPER, RIGHT DOOR
22	1	6918	99-12882	REV	0	SCRAPER, LEFT DOOR
21	1	99-13641	99-13641	REV	01	CHANNEL, CONDUIT
20	56	20512	-	REV	-	ACORN NUT 8-32, S/S
19	104	11134	-	REV	-	WASHER, FLAT, S/S, #8
18	1	4779	99-10913	REV	04	CHIMNEY ASSEMBLY, SINGLE, 5 IN. S/S
17	1	6879	99-13538	REV	2	PLATE, HINGE STOP, LOWER, LH
16	1	6840	99-13614	REV	3	COVER, SWITCH
15	2	6844	99-13616	REV	2	CONTACT, SWITCH
14	4	4268	-	REV	-	TERMINAL CERAMIC, 2-POLE
13	1	6841	99-12705	REV	03	BRACKET, SWITCH
12	8	8500	-	REV	-	BOLT HEX HEAD 1/4-20 x 1" LONG, S/S
11	8	8290	-	REV	-	WASHER, FLAT, S/S, 1/4"
10	1	6917	99-13515	REV	5	LABYRINTH, OVEN, RH SIDE
9	1	6883	99-13647	REV	3	BRACKET, HINGE SUPPORT, LOWER LH
8	1	6926	99-13510	REV	07	LABYRINTH, OVEN, TOP
7	2	8615	-	REV	-	SCREW FLAT PHIL UNDERCUT S/S 10-32 x 3/8
6	1	6916	99-13509	REV	5	LABYRINTH, OVEN, LH SIDE
5	1	6880	99-13540	REV	1	PLATE, HINGE STOP, LOWER, RH
4	1	6884	99-13646	REV	2	BRACKET, HINGE SUPPORT, LOWER RH
3	2	6834	99-13547	REV	6	BRACKET, HINGE SUPPORT, UPPER
2	4	6921	99-13732	REV	2	SHIM .063 THK, DOOR HINGE
1	4	6920	99-13731	REV	2	SHIM .125 THK, DOOR HINGE

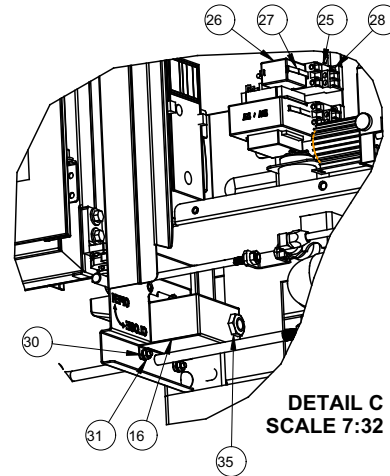
ITEM	QTY	PART	DRAWING	DESCRIPTION
FRENCH DOOR COMPONENTS				
PART NAME: FRENCH DOOR COMPONENTS				
WHERE USED: INF-3500				
MATERIAL: SEE BOM				
FINISH: -				
DRAWN BY: MIKHAIL O.		PART NO: -		DRAWING NO: 99-13857
APPROVED BY:		SCALE: 1:32		PAPER SIZE: B
		SHEET: 1 OF 2		HARDT Responsive, Reliable Solutions

NOTES:
 1) APPLY PACTAN SILICONE BETWEEN ITEM 6, 8, 10 AND THE SHELL
 2) HEAT SHIELD PART NUMBERS
 DD TOP: P/N 6843
 DD BOTTOM: P/N 6842

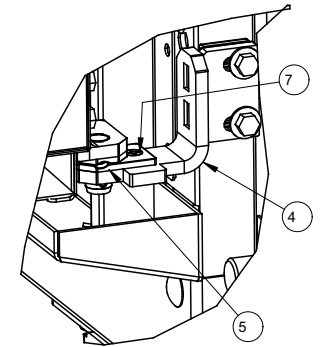
ITEMS 1, 2 AND 37 ARE TO BE USED ONLY IF REQUIRED FOR ALIGNMENT



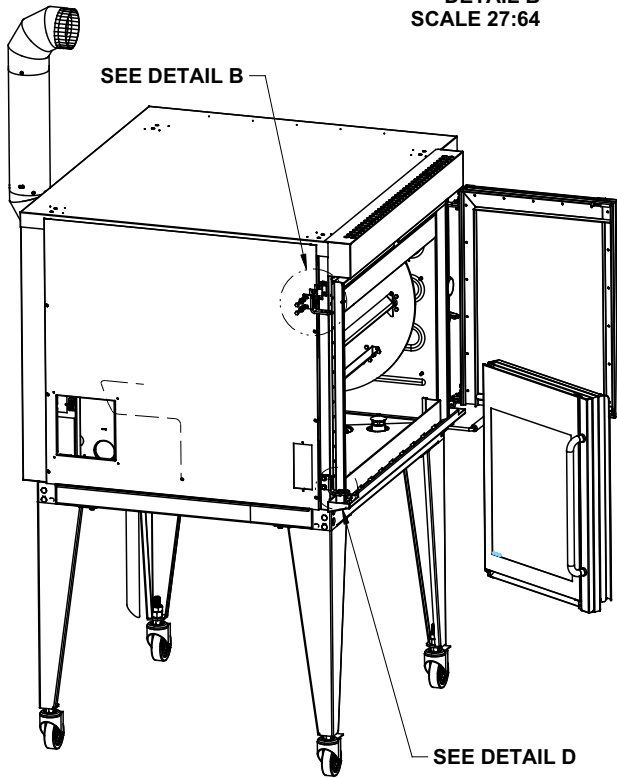
DETAIL B
SCALE 27:64



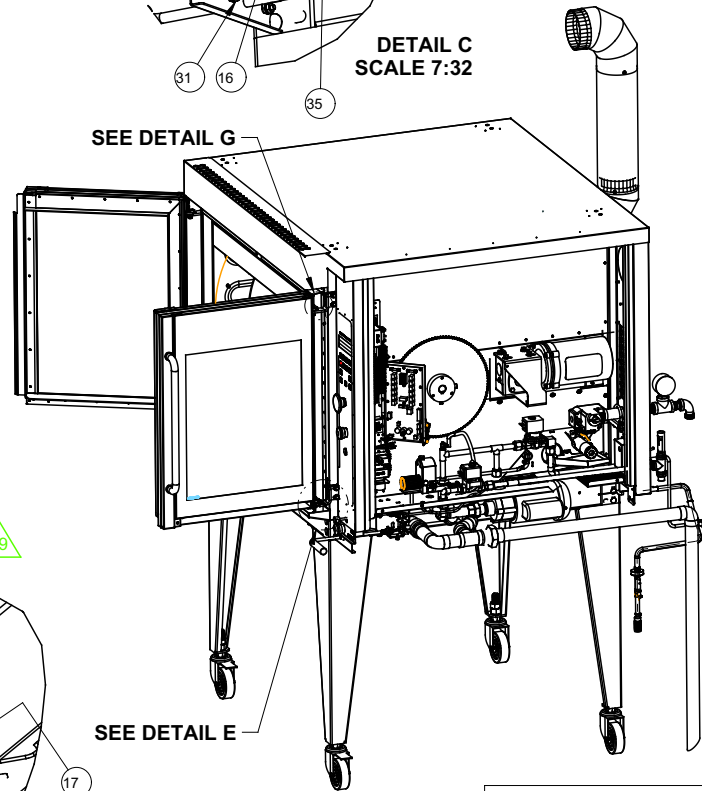
DETAIL C
SCALE 7:32



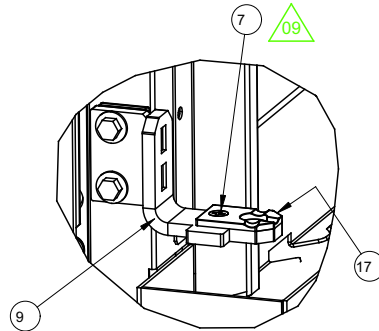
DETAIL E
SCALE 27:64



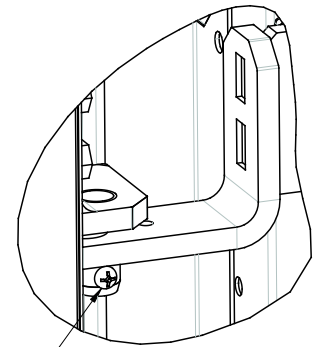
SEE DETAIL D




SEE DETAIL E

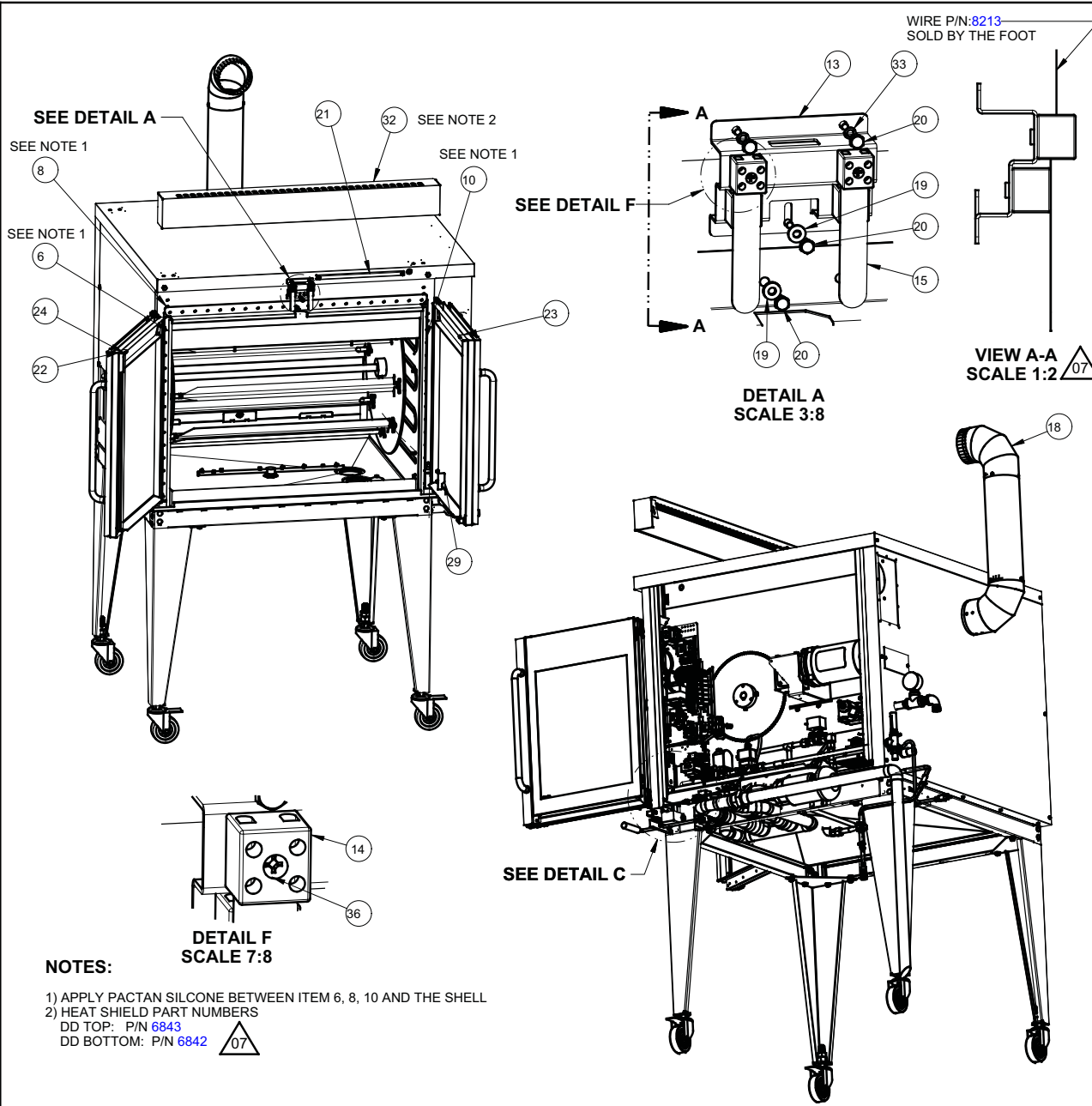


DETAIL D
SCALE 27:64



DETAIL G
SCALE 3:4

PART NAME:		FRENCH DOOR COMPONENTS	
DRAWN BY: MIKHAIL O.	PART NO.	-	DRAWING NO. 99-13857
APPROVED BY:			REV 09
SCALE: 1:32		PAPER SIZE: B	 HARDT Responsive, Reliable Solutions
SHEET: 2 OF 2			



REV	DESCRIPTION	ECO	BY	DATE
03	ADD ONE MORE SHIM THICKNESS FOR HINGE ADJUST REVISED NOTE 1	#1978 #2000	MN ZL	21-JAN-14 12-FEB-14
04	REVISED BOM TO SHOW CHIMNEY PART NUMBER	#2083	ZL	10-JUL-14
05	ADD ITEM 11413 ASSEMBLY 4779 REVISED	#2582	CM	2016-10-20
06	REVISED NOTE		CM	2018-07-18
07	REPLACED P/N 6895 BY P/N 6843	#2962	XZ	2019-08-22

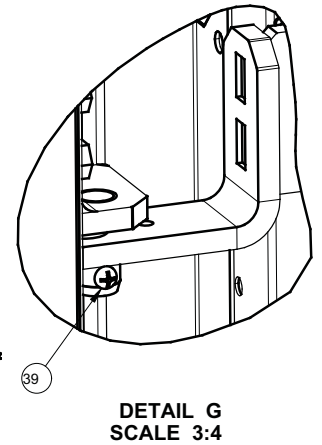
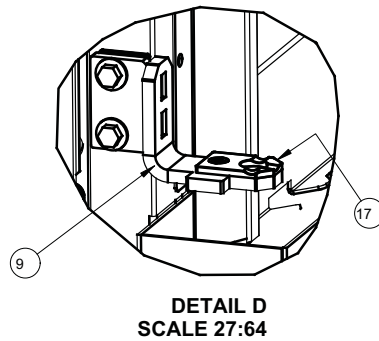
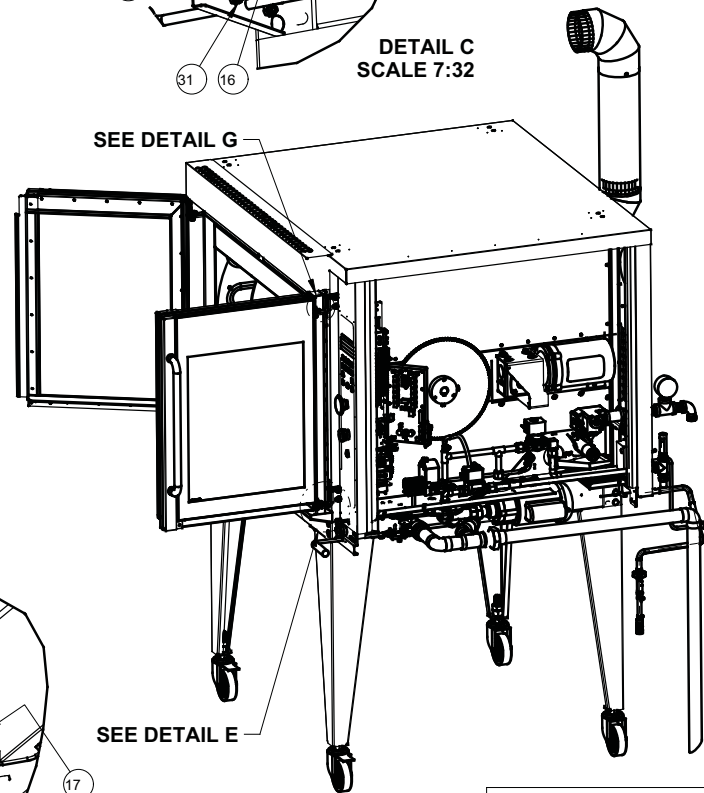
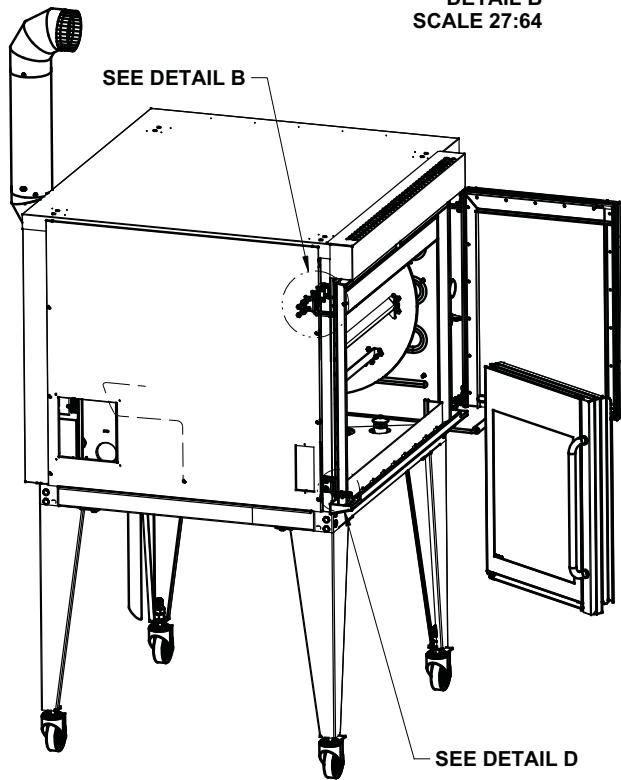
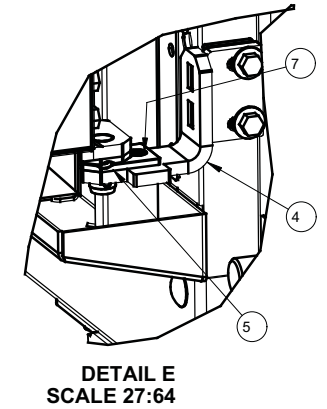
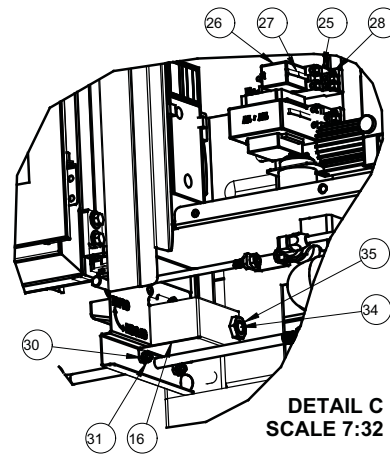
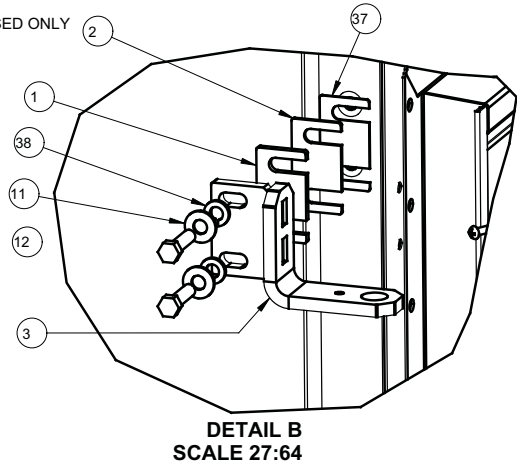
39	2	11413	-	REV	-	MACH. SCREW 6-32 x .500 S/S PHILLIPS ROUND HEAD
38	2	8327	-	REV	-	WASHER SPLIT LOCK S/S 1/4
37	4	6941	99-13174	REV	0	SHIM .029 THK, DOOR HINGE
36	4	11130	-	REV	-	SCREW FLAT PHIL S/S 6-32 X 3/4 82 DEG
35	1	3769	NUT	REV	-	NUT STRAIN RELIEF PG 7
34	1	3769	-	REV	-	STRAIN RELIEF PG 7
33	4	20601	-	REV	-	LOCK WASHER S/S SPLIT FOR BOLT #8 S/S
32	1	6843	99-12698	REV	05	HEAT SHIELD, TOP FD, ASSEMBLY
31	5	3796	-	REV	-	HEX NUT 8-32, S/S
30	3	8289	-	REV	-	LOCK WASHER S/S SPLIT FOR BOLT #10 S/S
29	1	99-13834	99-13834	REV	1	PLATE, BLANK, DOOR SWITCH
28	4	NA	-	REV	-	SCREW 6-32 x 0.375" S/S
27	4	4100	4100	REV	0	HOLD DOWN CLIP
26	2	4093	4093	REV	0	RELAY POWER DPDT 24VAC 5A
25	2	4094	4094	REV	0	TRACK MOUNT/FRONT CONNECT SOCKET FOR RELAY
24	4	8679	8679	REV	-	SET SCREW 10-32 X 3/16" S/S
23	1	6919	99-12881	REV	1	SCRAPER, RIGHT DOOR
22	1	6918	99-12882	REV	0	SCRAPER, LEFT DOOR
21	1	99-13641	99-13641	REV	01	CHANNEL, CONDUIT
20	56	20512	-	REV	-	ACORN NUT 8-32, S/S
19	104	11134	-	REV	-	WASHER, FLAT, S/S, #8
18	1	4779	99-10913	REV	04	CHIMNEY ASSEMBLY, SINGLE, 5 IN. S/S
17	1	6879	99-13538	REV	2	PLATE, HINGE STOP, LOWER, LH
16	1	6840	99-13614	REV	3	COVER, SWITCH
15	2	6844	99-13616	REV	2	CONTACT, SWITCH
14	4	4268	-	REV	-	TERMINAL CERAMIC, 2-POLE
13	1	6841	99-12705	REV	03	BRACKET, SWITCH
12	8	8500	-	REV	-	BOLT HEX HEAD 1/4-20 x 1" LONG, S/S
11	8	8290	-	REV	-	WASHER, FLAT, S/S, 1/4"
10	1	6917	99-13515	REV	5	LABYRINTH, OVEN, RH SIDE
9	1	6883	99-13647	REV	3	BRACKET, HINGE SUPPORT, LOWER LH
8	1	6926	99-13510	REV	07	LABYRINTH, OVEN, TOP
7	2	8403	-	REV	-	SCREW PHILLIPS C/S S/S #10-32 x 3/8" LONG
6	1	6916	99-13509	REV	5	LABYRINTH, OVEN, LH SIDE
5	1	6880	99-13540	REV	1	PLATE, HINGE STOP, LOWER, RH
4	1	6884	99-13646	REV	2	BRACKET, HINGE SUPPORT, LOWER RH
3	2	6834	99-13547	REV	6	BRACKET, HINGE SUPPORT, UPPER
2	4	6921	99-13732	REV	2	SHIM .063 THK, DOOR HINGE
1	4	6920	99-13731	REV	2	SHIM .125 THK, DOOR HINGE

- NOTES:**
- 1) APPLY PACTAN SILICONE BETWEEN ITEM 6, 8, 10 AND THE SHELL
 - 2) HEAT SHIELD PART NUMBERS
DD TOP: P/N 6843
DD BOTTOM: P/N 6842

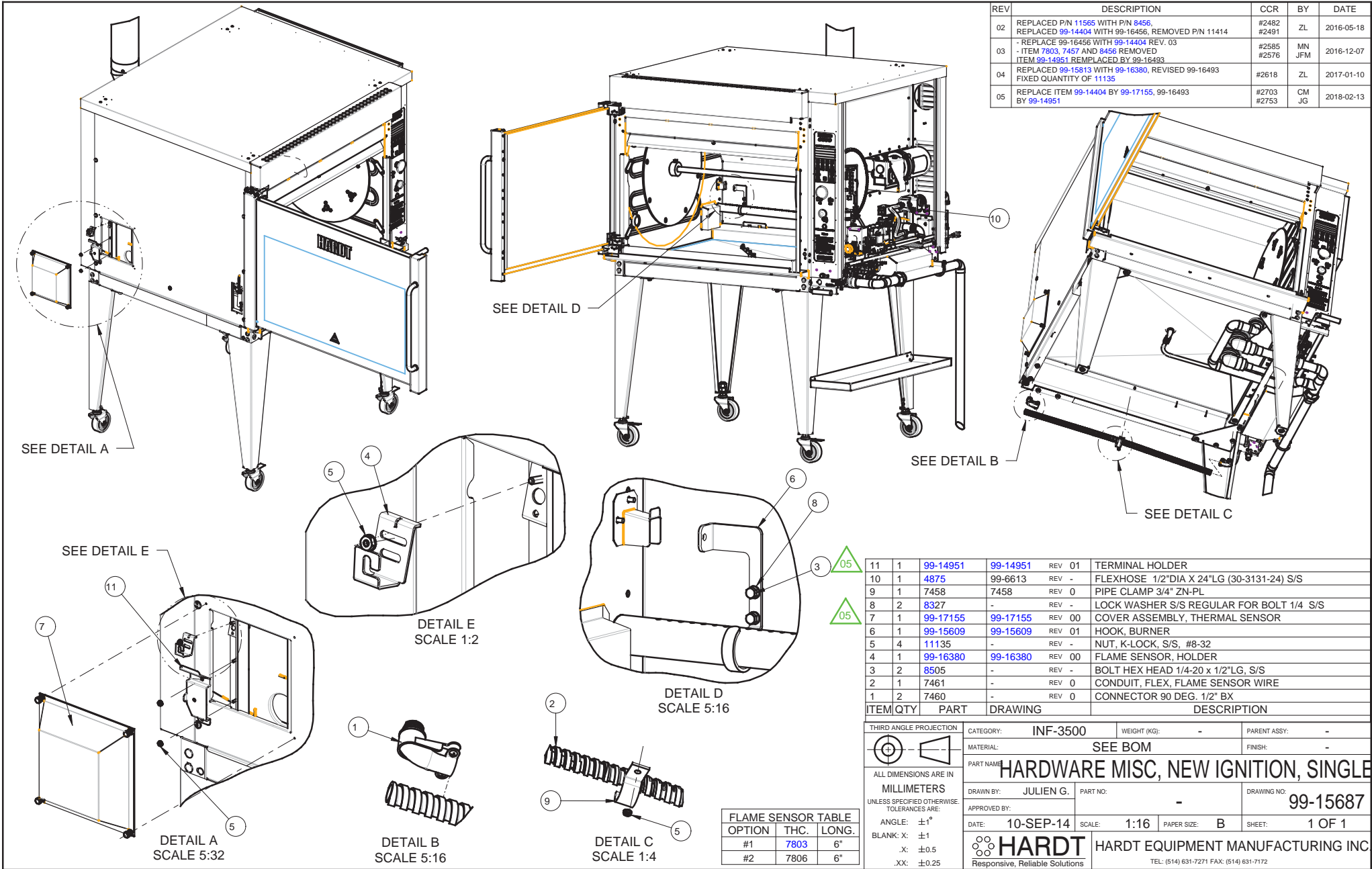


PART NAME:		FRENCH DOOR COMPONENTS	
WHERE USED:		INF-3500	
MATERIAL:		SEE BOM	
FINISH:		-	
DRAWN BY:	XIN Z.	PART NO.:	-
APPROVED BY:		DRAWING NO.:	99-13857
		REV:	07
		SCALE:	1:32
		PAPER SIZE:	B
		SHEET:	1 OF 2
		HARDT Responsive, Reliable Solutions	

ITEMS 1, 2 AND 37 ARE TO BE USED ONLY IF REQUIRED FOR ALIGNMENT



PART NAME:		FRENCH DOOR COMPONENTS	
DRAWN BY:	XIN Z.	PART NO.	-
APPROVED BY:		DRAWING NO.	99-13857
		REV	07
		SCALE:	1:32
		PAPER SIZE:	B
		SHEET:	2 OF 2
		 HARDT Responsive, Reliable Solutions	



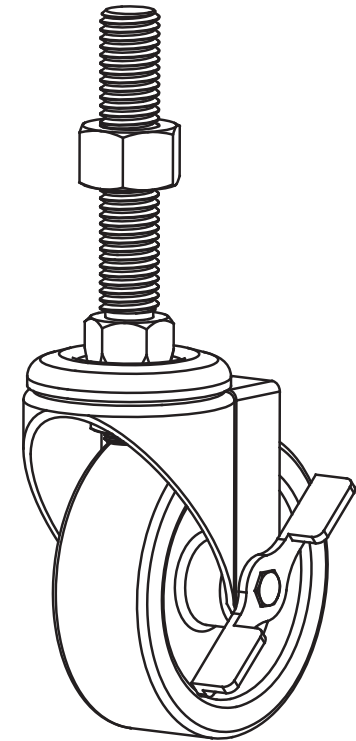
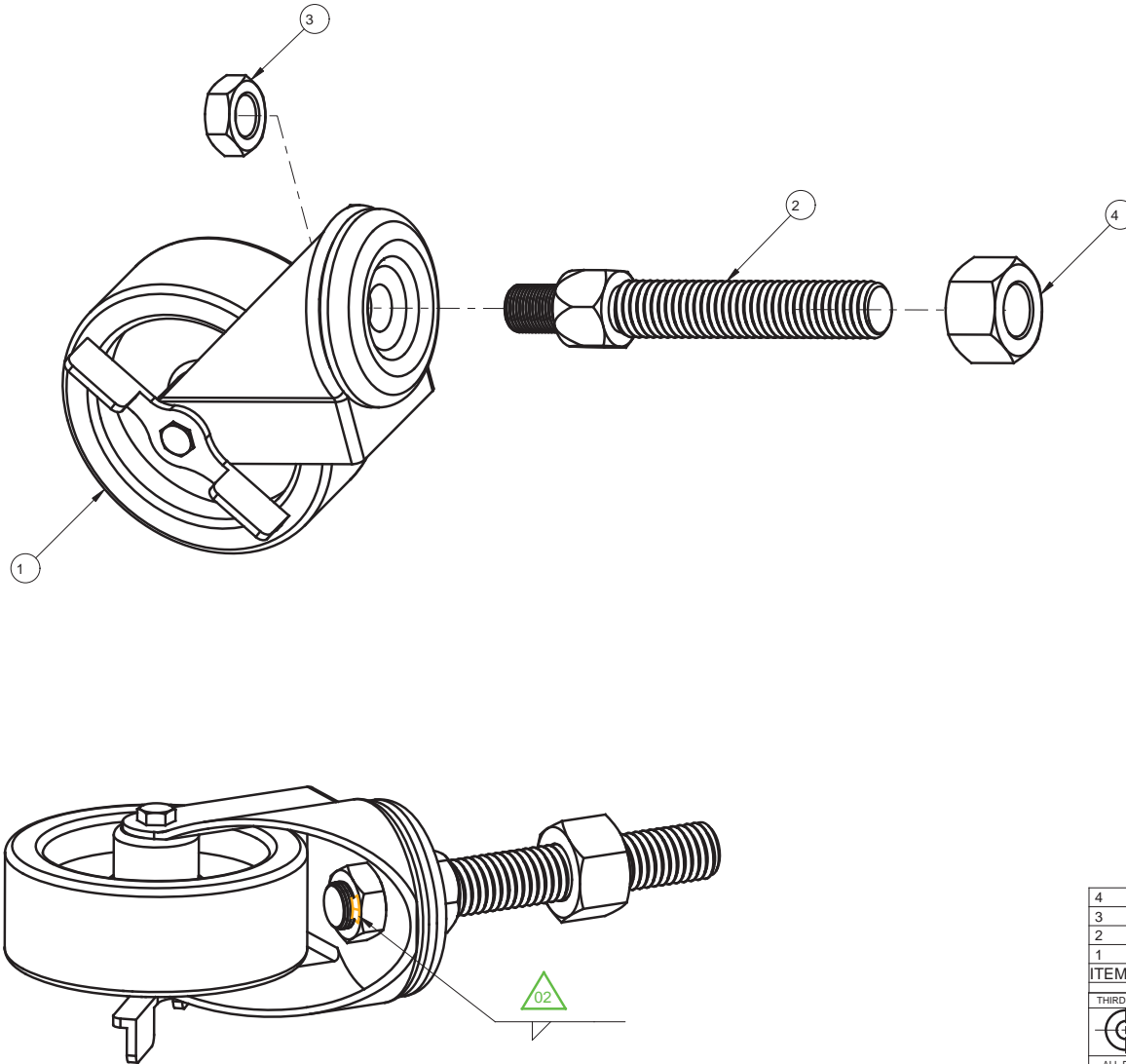
REV	DESCRIPTION	CCR	BY	DATE
02	REPLACED P/N 11565 WITH P/N 8456, REPLACED 99-14404 WITH 99-16456, REMOVED P/N 11414	#2482 #2491	ZL	2016-05-18
03	- REPLACE 99-16456 WITH 99-14404 REV. 03 - ITEM 7803, 7457 AND 8456 REMOVED ITEM 99-14951 REPLACED BY 99-16493	#2585 #2576	MN JFM	2016-12-07
04	REPLACED 99-15813 WITH 99-16380, REVISED 99-16493 FIXED QUANTITY OF 11135	#2618	ZL	2017-01-10
05	REPLACE ITEM 99-14404 BY 99-17155, 99-16493 BY 99-14951	#2703 #2753	CM JG	2018-02-13

11	1	99-14951	99-14951	REV 01	TERMINAL HOLDER
10	1	4875	99-6613	REV -	FLEXHOSE 1/2"DIA X 24"LG (30-3131-24) S/S
9	1	7458	7458	REV 0	PIPE CLAMP 3/4" ZN-PL
8	2	8327	-	REV -	LOCK WASHER S/S REGULAR FOR BOLT 1/4 S/S
7	1	99-17155	99-17155	REV 00	COVER ASSEMBLY, THERMAL SENSOR
6	1	99-15609	99-15609	REV 01	HOOK, BURNER
5	4	11135	-	REV -	NUT, K-LOCK, S/S, #8-32
4	1	99-16380	99-16380	REV 00	FLAME SENSOR, HOLDER
3	2	8505	-	REV -	BOLT HEX HEAD 1/4-20 x 1/2"LG, S/S
2	1	7461	-	REV 0	CONDUIT, FLEX, FLAME SENSOR WIRE
1	2	7460	-	REV 0	CONNECTOR 90 DEG. 1/2" BX

ITEM	QTY	PART	DRAWING	DESCRIPTION
THIRD ANGLE PROJECTION				
CATEGORY: INF-3500		WEIGHT (KG): -		PARENT ASSY: -
MATERIAL: SEE BOM		FINISH: -		
PART NAME: HARDWARE MISC, NEW IGNITION, SINGLE				
DRAWN BY: JULIEN G.		PART NO: -		DRAWING NO: 99-15687
APPROVED BY:		DATE: 10-SEP-14		SCALE: 1:16 PAPER SIZE: B SHEET: 1 OF 1
HARDT Responsive, Reliable Solutions		HARDT EQUIPMENT MANUFACTURING INC TEL: (514) 631-7271 FAX: (514) 631-7172		

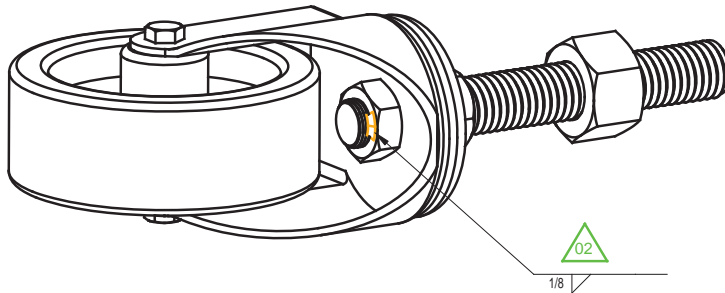
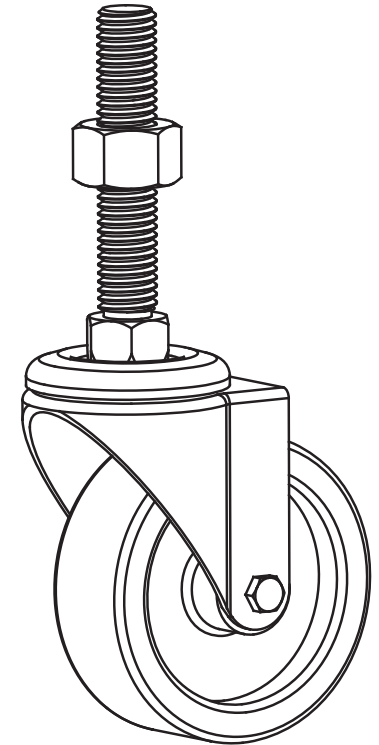
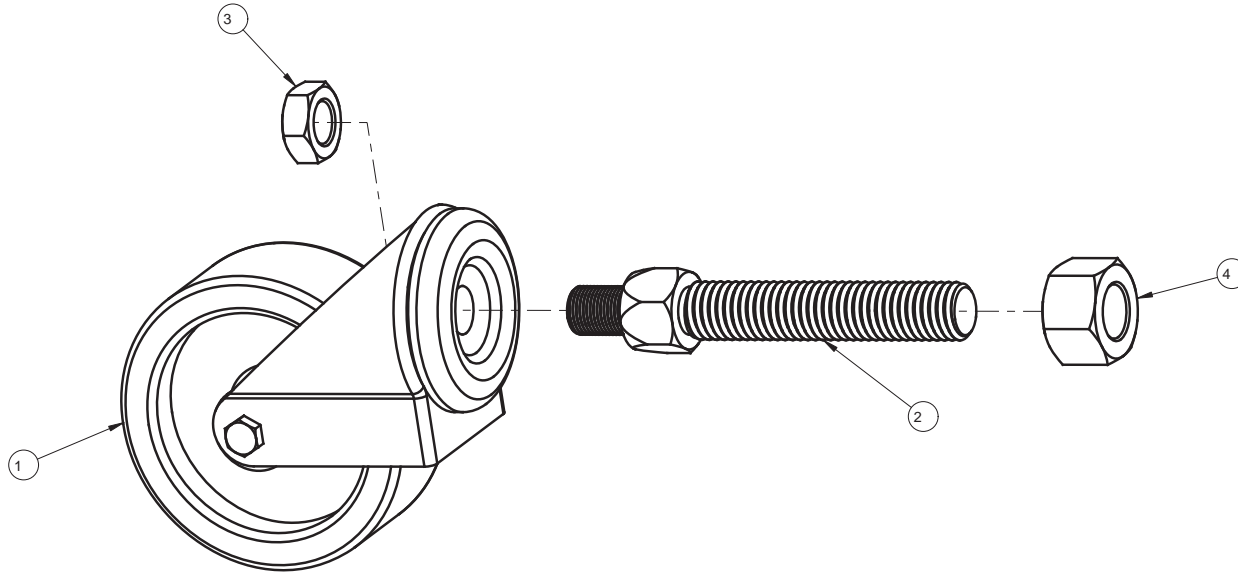
FLAME SENSOR TABLE	OPTION	THC.	LONG.
#1	7803	6"	
#2	7806	6"	

REV	DESCRIPTION	CCR	BY	DATE
0	ORIGINAL RELEASE	-	MN	04-JAN-12
01	ITEM 99-14788 IS REVISED	#1879	MN	24-JAN-14
02	CHANGE 2 WELDS TO 1	#2258	MN	2015-05-07



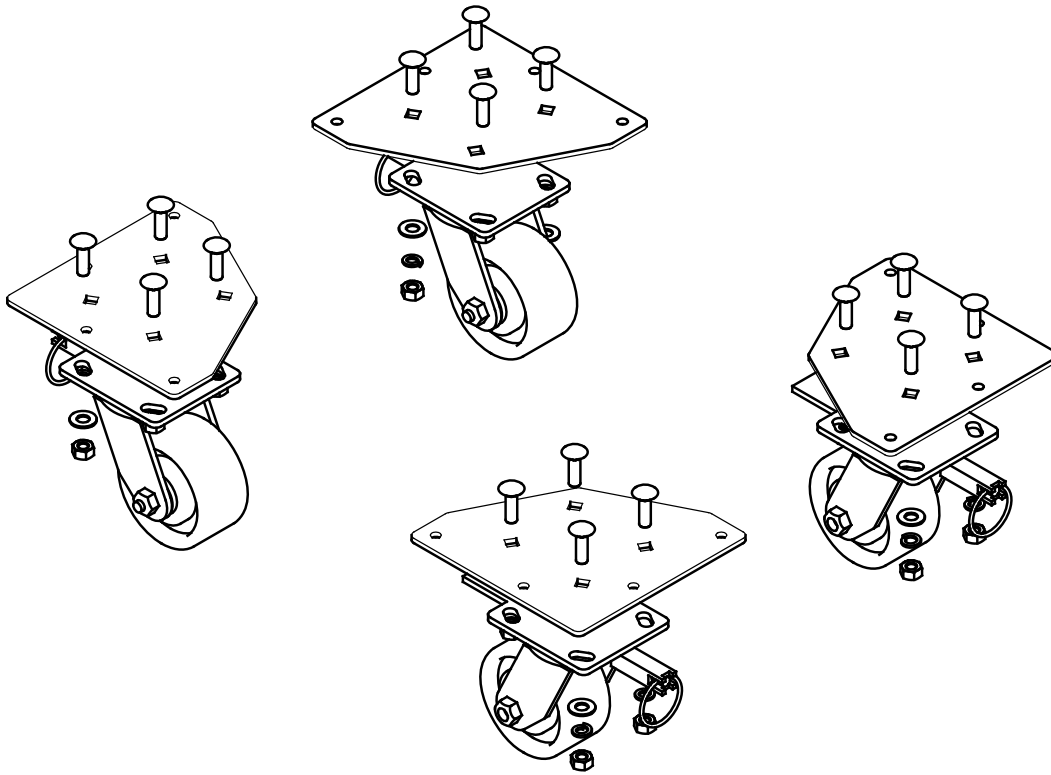
4	1	8551	REV	HEX NUT 3/4-10, SS
3	1	8396	REV	HEX NUT 5/8-18, PLTD
2	1	-	99-14788 REV 01	STUD, "ADJUSTABLE" STYLE CASTER LENGTH 5"-5/8
1	1	2952	- REV	CASTER, SWIVEL W/BRAKE, 4"
ITEM QTY	PART	DRAWING	DESCRIPTION	
THIRD ANGLE PROJECTION				
		CATEGORY: BLAZE/3500/GC	WEIGHT (LB): 4.04	PARENT ASSY: -
		MATERIAL: SEE BOM		
		PART NAME: CASTER SWIVEL 4 IN. ADJ. ASS'Y W/BRAKE, EXTENDED, DD		
		DRAWN BY: MEISSA N.	PART NO: 99-14680	DRAWING NO: 99-14680
		APPROVED BY:	DATE: 04-JAN-13	SCALE: 5:8 PAPER SIZE: B SHEET: 1 OF 1
		HARDT Responsive, Reliable Solutions HARDT EQUIPMENT MANUFACTURING INC TEL: (514) 631-7271 FAX: (514) 631-7172		

REV	DESCRIPTION	CCR	BY	DATE
0	ORIGINAL RELEASE	-	MN	04-JAN-13
01	ITEM 99-14788 IS REVISED	#1879	MN	24-JAN-14
02	CHANGE 2 WELDS TO 1	#2258	MN	2015-05-07



4	1	8551	REV	HEX NUT 3/4-10, SS
3	1	8396	REV	HEX NUT 5/8-18, PLTD
2	1	-	99-14788 REV 01	STUD, "ADJUSTABLE" STYLE CASTER LENGHT 5"-5/8
1	1	2953	- REV	CASTER, SWIVEL W/O BRAKE, 4"
ITEM QTY	PART	DRAWING	DESCRIPTION	
THIRD ANGLE PROJECTION				
CATEGORY: BLAZE/3500/GC		WEIGHT (LB): 3.98	PARENT ASSY: -	
MATERIAL: SEE BOM		FINISH: -		
PART NAME: CASTER SWIVEL 4 IN. ADJ. ASS'Y W/O BRAKE EXTENDED, DD				
DRAWN BY: MEISSA N.		PART NO: 99-14681	DRAWING NO: 99-14681	
APPROVED BY:		DATE: 04-JAN-13	SCALE: 5:8	PAPER SIZE: B SHEET: 1 OF 1
HARDT Responsive, Reliable Solutions		HARDT EQUIPMENT MANUFACTURING INC TEL: (514) 631-7271 FAX: (514) 631-7172		

REV	DESCRIPTION	CCR	BY	DATE
0	ORIGINAL RELEASE		NL	28-MAY-09
01	ADDED NOTES	#2058	RD	17-JUN-14



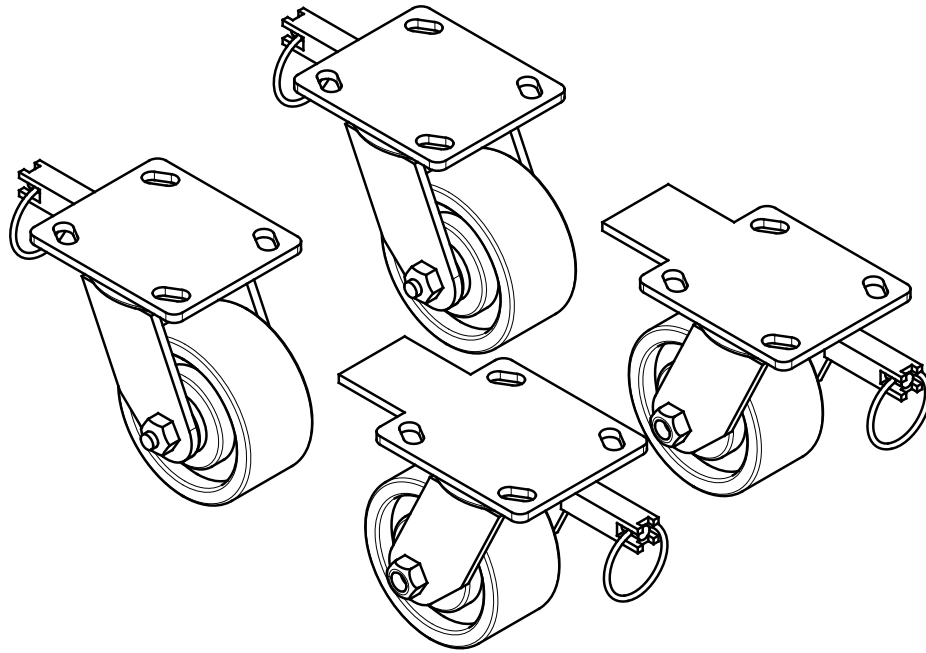
7	16	8285		REV	HEX NUT 3/8-16, SS
6	16	8281	-	REV	LOCK WASHER S/S REGULAR FOR BOLT 3/8 S/S
5	16	8283	8283	REV 0	WASHER, FLAT S/S, 15/32 x 7/8 x 0.062 THICK
4	16	8433		REV	CARRIAGE BOLT, 3/8-16 X 1.25"
3	4	6743	99-9932	REV 3	PLATE, TOP, LEG
2	2	2919	99-6598_REAR	REV 0	CASTER SWIVEL 4" REAR WO/BRAKE W/SWIVEL LOCK
1	2	2920	99-6598_FR	REV 0	CASTER SWIVEL 4" FRONT W/FRONT BRAKE W/SWIVEL LOCK
ITEM	QTY	PART	DRAWING		DESCRIPTION

THIRD ANGLE PROJECTION		CATEGORY:	INF-3500	WEIGHT (LB):	22.33	PARENT ASSY:	-	
		MATERIAL:	SEE BOM AND NOTE 1			FINISH:	-	
ALL DIMENSIONS ARE IN INCHES UNLESS SPECIFIED OTHERWISE. TOLERANCES ARE: FRACTIONS: ±1/32 ANGLE: ±1° BLANK .X: ±0.05 .XX: ±0.015 .XXX: ±0.005		PART NAME:	KIT, CASTER WITH PLATE				DRAWING NO:	99-12206
		DRAWN BY:	R.DIMITROV	PART NO:	6737			
		APPROVED BY:		DATE:	28-MAY-09	SCALE:	1:4	
				PAPER SIZE:	B	SHEET:	1 OF 1	
				HARDT				
		Responsive, Reliable Solutions		HARDT EQUIPMENT MANUFACTURING INC				
				TEL: (514) 631-7271 FAX: (514) 631-7172				

NOTES:

1. INF-3500 DD - USED BEFORE S/N 131135H14461 (NON ADJUSTABLE CASTERS)

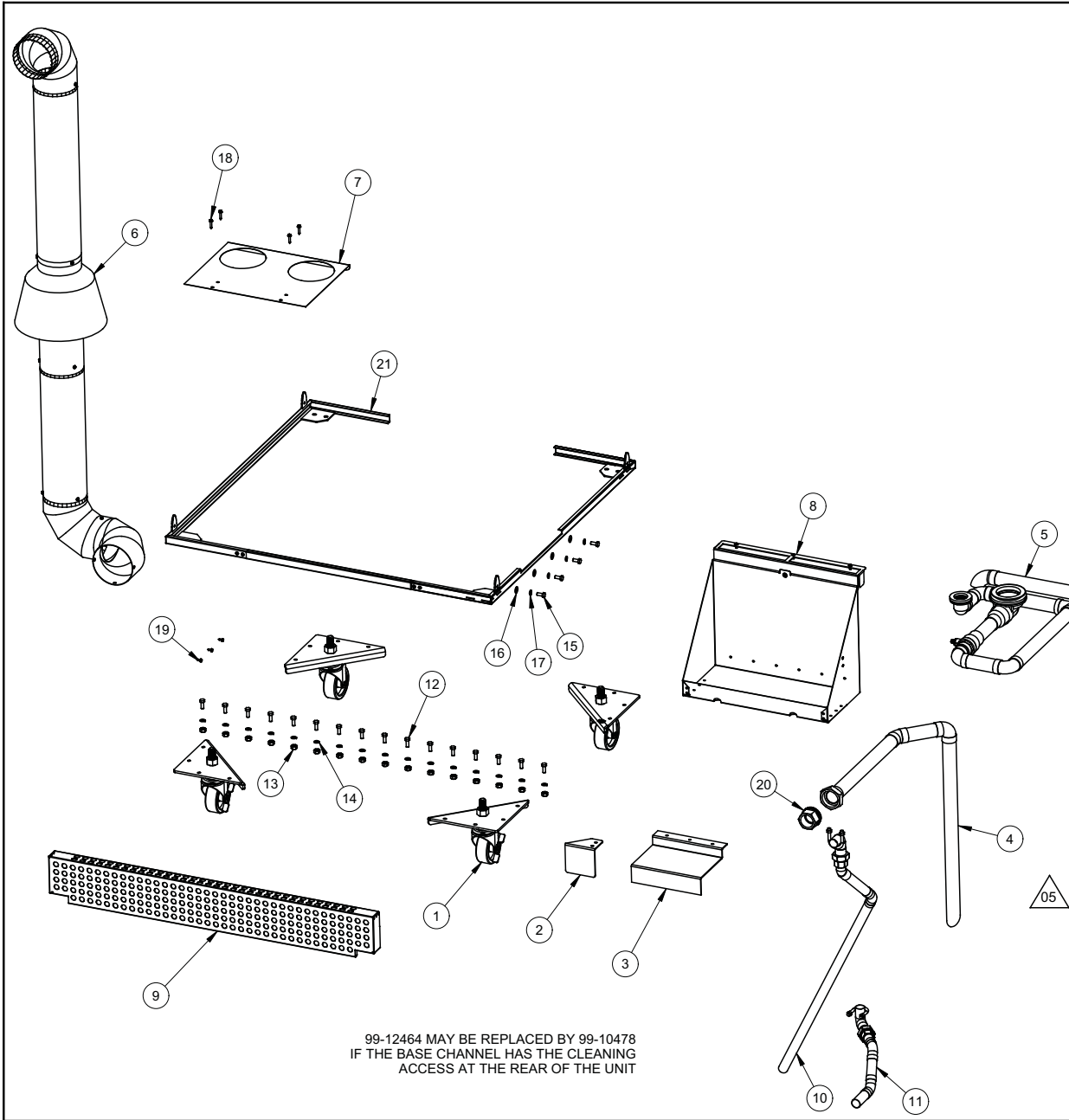
REV	DESCRIPTION	CCR	BY	DATE
00	ORIGINAL RELEASE		MD	02-APR-09
01	ADD NOTE 1	#2058	RD	17-JUN-14



2	2	2919	99-6598_REAR	REV 0	CASTER SWIVEL 4" REAR W/O BRAKE W/SWIVEL LOCK	
1	2	2920	99-6598_FR	REV 0	CASTER SWIVEL 4" FRONT W/FRONT BRAKE W/SWIVEL LOCK	
ITEM	QTY	PART	DRAWING	DESCRIPTION		
THIRD ANGLE PROJECTION						
		CATEGORY:	INF-3500	WEIGHT (LB):	10.65	
		MATERIAL:	SEE BOM AND NOTE 1		PARENT ASSY:	-
		PART NAME:	KIT, CASTER, DD			
		DRAWN BY:	R.DIMITROV	PART NO:	2879	
		APPROVED BY:		DRAWING NO:	99-11948	
		DATE:	02 APR 09	SCALE:	11:64	
			PAPER SIZE:	B	SHEET:	1 OF 1
				HARDT EQUIPMENT MANUFACTURING INC <small>Responsive, Reliable Solutions</small>		
		<small>TEL: (514) 631-7271 FAX: (514) 631-7172</small>				

NOTES:

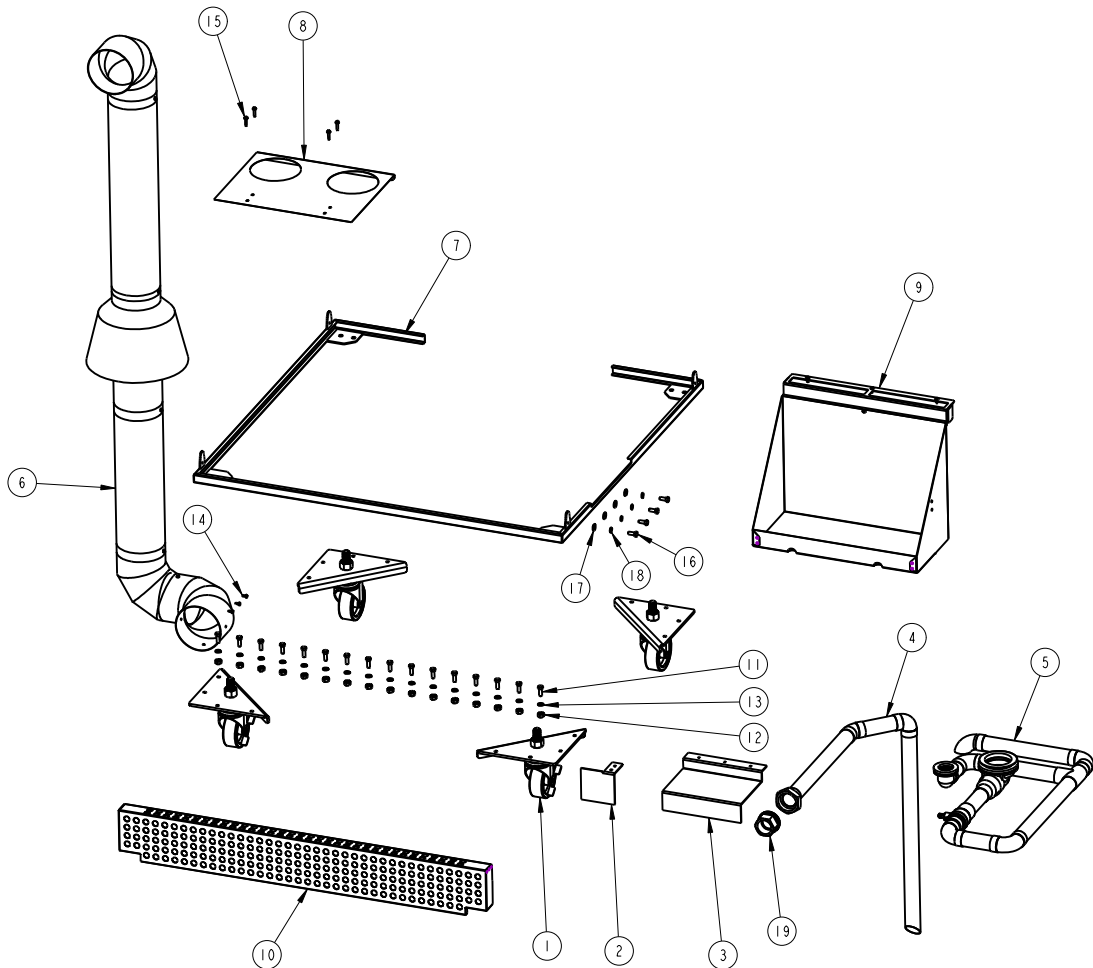
1. INF-3500 DD- USED BEFORE S/N: 131135H14461 (NON ADJUSTABLE CASTERS)



REV	DESCRIPTION	CCR	BY	DATE
0	ORIGINAL RELEASE		MD	18 NOV 09
1	#6640		RD	04-NOV-11
02	REMOVE ITEM 99-9932, REPLACE #99-11948 BY 99-13203, #8433 BY 8567 HARDWARE UPDATED, Items #99-12357, 99-12281, 99-11360, 99-11361, 99-11420 REVISED	#2058	RD	17-JUN-14
03	ADDED UNION (P/N 17000.MALE), REPLACED 99-12281 WITH 99-13235	#2131	ZL	15-OCT-14
04	REMOVED ITEMS (P/N 8173 AND P/N 11128), REVISED 99-11360	#2160	ZL	15-DEC-14
05	BOM REVISION UPDATED	#2283	MN	2015-08-18

21	1	6734	99-11361	REV 8	WELDMENT, SPACER KIT
20	1	17000.MALE	-	REV -	UNION BRASS 1-1/2" (MALE SIDE) CxG2-11
19	3	8545	-	REV -	SELF DRILLING SCREW, 8-18 x 1/2" S/S
18	4	8554	-	REV -	SELF DRILLING SCREW, #10 x 1" LG., HEX WASHER HEAD
17	4	8280	-	REV -	LOCK WASHER S/S SPLIT FOR BOLT 5/16 S/S
16	4	8282	-	REV -	WASHER, FLAT, S/S, 5/16"
15	4	8437	-	REV -	BOLT HEX HEAD 5/16-18 x 3/4" LONG, S/S
14	16	8281	-	REV -	LOCK WASHER S/S SPLIT FOR BOLT 3/8 S/S
13	16	8285	-	REV -	HEX NUT 3/8-16, S/S
12	16	8567	-	REV -	BOLT HEX HEAD 5/16-18 x 7/8" LONG, S/S
11	1	6804	99-12369	REV 04	OUTLET, A-CLEAN, I3500, DD, BOTTOM, COSTCO
10	1	6803	99-12368	REV 02	OUTLET, A-CLEAN, I3500, DD, TOP, COSTCO
9	1	6742	99-11420	REV 09	HEAT SHIELD, BOTTOM DD, ASSEMBLY
8	1	6717	99-11360	REV 07	DEGREASER SHELF S/ASSY, SIDE
7	1	2942	99-10117	REV 05	BRACE, VENT, DD
6	1	4777	99-10915	REV 06	CHIMNEY ASSEMBLY, BOTTOM, 5 IN. S/S
5	1	6949	99-13235	REV 02	DRAIN ASSEMBLY, GREASE SHUTTLE W/GASKET
4	1	6768	99-12357	REV 03	OUTER DRAIN ASS'Y, SINGLE OVEN, PAIL (SIDE)
3	1	6783	99-12464	REV 1	BRACKET, GREASE SHUTTLE SUPPORT, BACK
2	1	6801	99-10479	REV 02	BRACKET, GREASE SHUTTLE SUPPORT, FRONT
1	1	2954.SET4	99-13203	REV 08	CASTER ADJUSTABLE 4" C/SET (OVEN OPTION)

ITEM	QTY	PART	DRAWING	DESCRIPTION
THIRD ANGLE PROJECTION				
CATEGORY: INF-3500		WEIGHT (LB): 104.78		PARENT ASSY: -
MATERIAL: SEE BOM		FINISH: -		
PART NAME: KIT, CONVERSION, SINGLE TO DD				
DRAWN BY: ZHANBO LI		PART NO: 1616.CPAIL		DRAWING NO: 99-12498
APPROVED BY:		DATE: 18 NOV 09		SHEET: 1 OF 1
SCALE: 5:64		PAPER SIZE: B		
HARDT Responsive, Reliable Solutions		HARDT EQUIPMENT MANUFACTURING INC TEL: (614) 631-7271 FAX: (614) 631-7172		



99-12464 MAY BE REPLACED BY 99-10478
IF THE BASE CHANNEL HAS THE CLEANING
ACCESS AT THE REAR OF THE UNIT

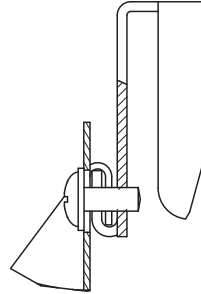
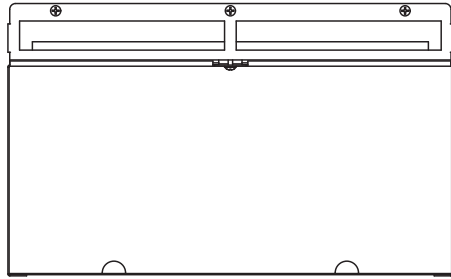
REV	DESCRIPTION	CCR	BY	DATE
0	ORIGINAL RELEASE		MD	12 MAY 10
1	#6227		NL	01-APR-11
2	#6641		RD	04-NOV-11
03	REMOVE ITEM 99-9932, REPLACE 99-11048 BY 99-13203, 8433 BY 8567, ITEMS 99-12357, 99-13235, 99-11361, 99-11360, 99-11420 REVISED. HARDWARE IS UPDATED	#2058	RD	17-JUN-14
04	ADDED UNION (P/N 17000, MALE)	#2131	ZL	15-OCT-14
05	REMOVED ITEMS (P/N 8173 AND P/N 11128), REVISED 99-11360	#2160	ZL	16-DEC-14
06	BOM REVISION UPDATED	#2283	MN	2015-08-18

19	1	17000, MALE	-	REV -	UNION BRASS 1-1/2" (MALE SIDE) CxG2-11
18	4	8280	-	REV	LOCK WASHER S/S REGULAR FOR BOLT 5/16 S/S
17	4	8282	-	REV	WASHER, FLAT, S/S, 5/16"
16	4	8437	-	REV	BOLT HEX HEAD 5/16-18 x 3/4" LG, S/S
15	4	8554	-	REV	SELF DRILLING SCREW, #10 x 1" LG., HEX WASHER HEAD
14	3	8545	-	REV	SELF DRILLING SCREW, 8-18 x 1/2" S/S
13	16	8281	-	REV	LOCK WASHER S/S REGULAR FOR BOLT 3/8 S/S
12	16	8285	-	REV	HEX NUT 3/8-16, SS
11	16	8567	-	REV	BOLT HEX HEAD 5/16-18 x 7/8" LG, S/S
10	1	6742	99-11420	REV 08	HEAT SHIELD, BOTTOM DD, ASSEMBLY
9	1	6717	99-11360	REV 04	DEGREASER SHELF C/ASS'Y, SIDE
8	1	2942	99-10117	REV 3	BRACE, VENT, BLAZE/INF3500 DD
7	1	6734	99-11361	REV 8	WELDMENT, SPACER KIT
6	1	4777	99-10915	REV 4	CHIMNEY ASS'Y, LOWER (D.D.) 5 IN. S/S
5	1	6949	99-12335	REV 01	DRAIN ASSEMBLY, GREASE SHUTTLE W/GASKET
4	1	6768	99-12357	REV 02	OUTLET, DRAIN, DD, TOP, PAIL
3	1	6783	99-12464	REV 1	BRACKET, GREASE SHUTTLE SUPPORT, BACK
2	1	6801	99-10479	REV 0	BRACKET, GREASE SHUTTLE SUPPORT, FRONT
1	1	2954, SET 4	99-13203	REV 07	KIT, CASTER WITH PLATE, ADJUSTABLE

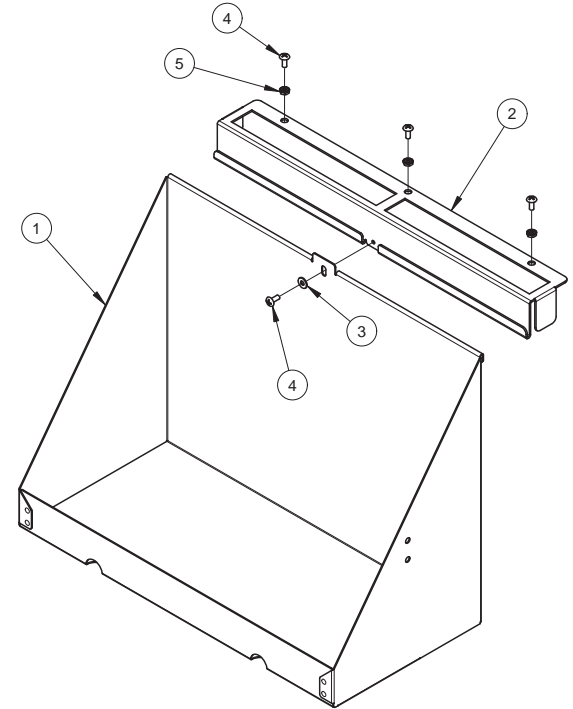
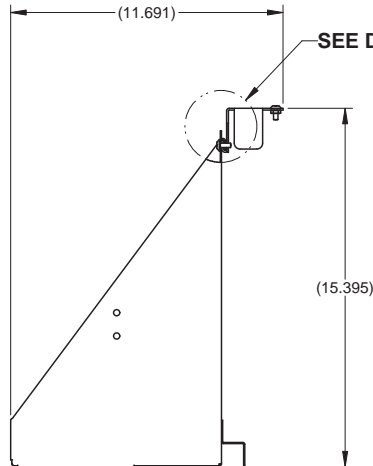
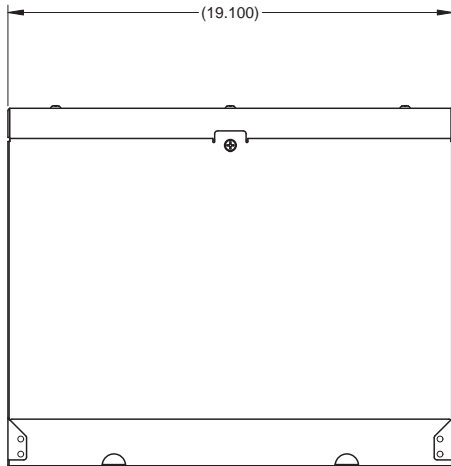
06

ITEM	QTY	PART	DRAWING	DESCRIPTION																																																	
<table border="1"> <tr> <td>THIRD ANGLE PROJECTION</td> <td>CATEGORY:</td> <td>INF-3500</td> <td>WEIGHT (LB):</td> <td>99.80</td> <td>PARENT ASST:</td> <td>-</td> </tr> <tr> <td></td> <td>MATERIAL:</td> <td colspan="3">SEE BOM</td> <td>FINISH:</td> <td>-</td> </tr> <tr> <td colspan="7">PART NAME: KIT, CONVERSION, SINGLE TO DD, NO A-CLEAN OUTLET</td> </tr> <tr> <td colspan="2">DRAWN BY:</td> <td>ZHANBO LI</td> <td colspan="2">PART NO:</td> <td>1616.PAIL</td> <td>DRAWING NO:</td> </tr> <tr> <td colspan="2">APPROVED BY:</td> <td></td> <td colspan="2"></td> <td>99-12839</td> <td></td> </tr> <tr> <td colspan="2">DATE:</td> <td>12-MAY-10</td> <td>SCALE:</td> <td>5:64</td> <td>PAPER SIZE:</td> <td>B</td> </tr> <tr> <td colspan="2">SHEET:</td> <td colspan="2">1 OF 1</td> <td colspan="3"></td> </tr> </table>					THIRD ANGLE PROJECTION	CATEGORY:	INF-3500	WEIGHT (LB):	99.80	PARENT ASST:	-		MATERIAL:	SEE BOM			FINISH:	-	PART NAME: KIT, CONVERSION, SINGLE TO DD, NO A-CLEAN OUTLET							DRAWN BY:		ZHANBO LI	PART NO:		1616.PAIL	DRAWING NO:	APPROVED BY:					99-12839		DATE:		12-MAY-10	SCALE:	5:64	PAPER SIZE:	B	SHEET:		1 OF 1				
THIRD ANGLE PROJECTION	CATEGORY:	INF-3500	WEIGHT (LB):	99.80	PARENT ASST:	-																																															
	MATERIAL:	SEE BOM			FINISH:	-																																															
PART NAME: KIT, CONVERSION, SINGLE TO DD, NO A-CLEAN OUTLET																																																					
DRAWN BY:		ZHANBO LI	PART NO:		1616.PAIL	DRAWING NO:																																															
APPROVED BY:					99-12839																																																
DATE:		12-MAY-10	SCALE:	5:64	PAPER SIZE:	B																																															
SHEET:		1 OF 1																																																			
<table border="1"> <tr> <td colspan="2"> HARDT Responsive, Reliable Solutions </td> <td colspan="3"> HARDT EQUIPMENT MANUFACTURING INC. TEL: (514) 631-7271 FAX: (514) 631-7172 </td> </tr> </table>					HARDT Responsive, Reliable Solutions		HARDT EQUIPMENT MANUFACTURING INC. TEL: (514) 631-7271 FAX: (514) 631-7172																																														
HARDT Responsive, Reliable Solutions		HARDT EQUIPMENT MANUFACTURING INC. TEL: (514) 631-7271 FAX: (514) 631-7172																																																			

REV	DESCRIPTION	CCR	BY	DATE
01	#6550		RD	06-OCT-11
02	#6738		RD	25-NOV-11
03	#7330		RD	18-SEP-12
04	ADDED MORE ITEMS	#2160	ZL	15-DEC-14
05	REVISED 99-6785	#2400	ZL	2016-01-07
06	ADDED WASHER, REVISED 99-6785 AND 99-11359	#2509	ZL	2016-06-17
07	REVISED 99-6785 AND 99-11359	#2846	JX	2018-09-05



DETAIL A
SCALE 1:1



NOTE:

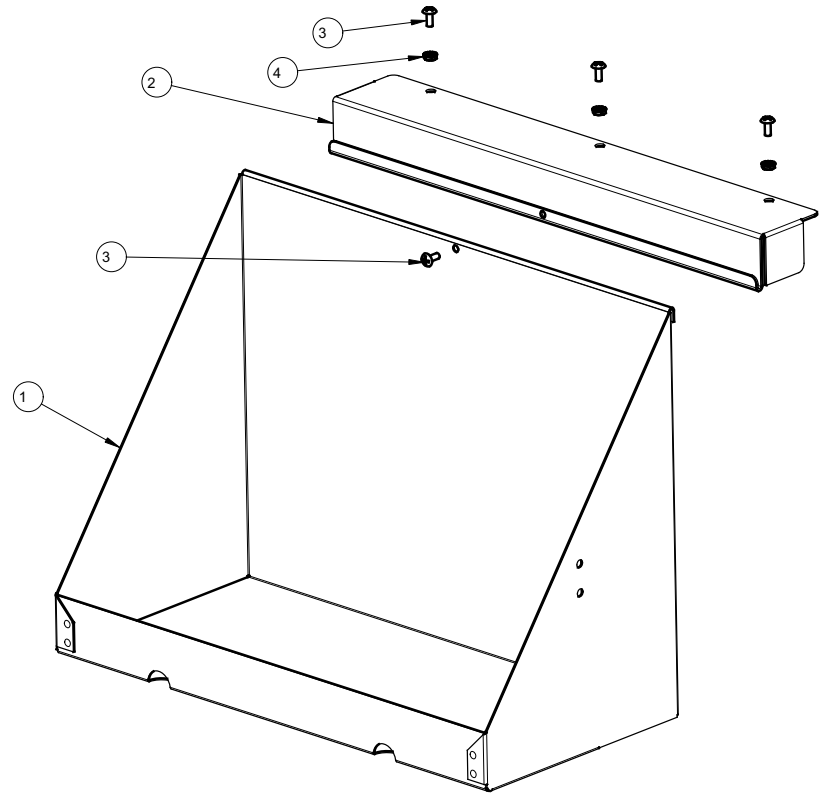
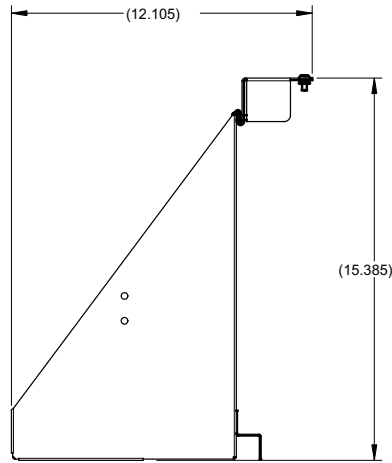
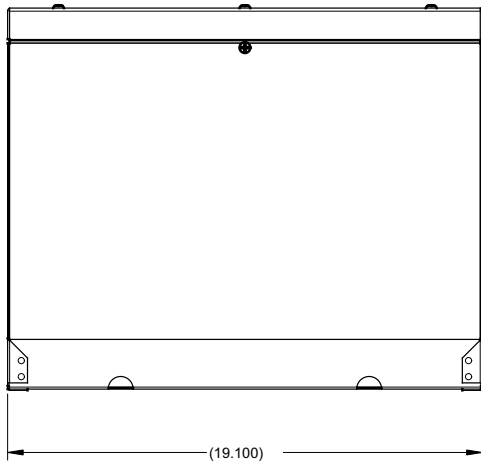
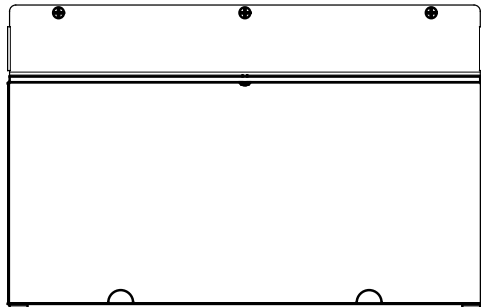
1) ITEMS SHOWN FOR ASSEMBLY PURPOSES ONLY. NOT TO BE WELDED.

ITEM	QTY	PART	DRAWING	DESCRIPTION
5	3	11128	-	REV - K-LOCKNUT S/S 10-32
4	4	5760	-	REV - MACH. SCREW 10-32 x 1/2 S/S PHILPS TRUSS HEAD
3	1	8464	-	REV - WASHER, FLAT, S/S, #10
2	1	6717.BRACKET	99-11359	REV 06 MOUNTING BRACKET, DEGREASER SHELF
1	1	5713.SHELF	99-6785	REV 07 WELDMENT, DEGREASER SHELF

07

THIRD ANGLE PROJECTION ALL DIMENSIONS ARE IN INCHES UNLESS SPECIFIED OTHERWISE. TOLERANCES ARE: FRACTIONS: ±1/32 ANGLE: ±1° BLANK: .X: ±0.05 .XX: ±0.015 .XXX: ±0.005	CATEGORY: INF-3500/GC	WEIGHT (LB): 10.96	PARENT ASSY: -
	MATERIAL: SEE BOM		
PART NAME: DEGREASER SHELF S/ASS'Y, SIDE			
DRAWN BY: JIA HUI XU	PART NO: 6717		DRAWING NO: 99-11360
APPROVED BY:			
DATE: 06-NOV-08	SCALE: 3:16	PAPER SIZE: B	SHEET: 1 OF 1
 HARDT Responsive, Reliable Solutions		HARDT EQUIPMENT MANUFACTURING INC TEL: (614) 631-7271 FAX: (614) 631-7172	

REV	DESCRIPTION	CCR	BY	DATE
00	ORIGINAL RELEASE	-	RD	02-NOV-11
01	ADDED MORE ITEMS	#2160	ZL	16-DEC-14



ITEM	QTY	PART	DRAWING	DESCRIPTION
4	3	11128	-	NUT, K-LOK, S/S, #10-32
3	4	5760	-	MACH. SCREW 10-32 X .500 SSTPHILLIPS TRUSS HEAD
2	1	6984.BRACKET	99-14332 REV 0	MOUNTING BRACKET 50Hz MOTOR, DEGR. SHELF
1	1	5713.SHELF	99-6785 REV 3	SHELF, DEGREASER SHELF

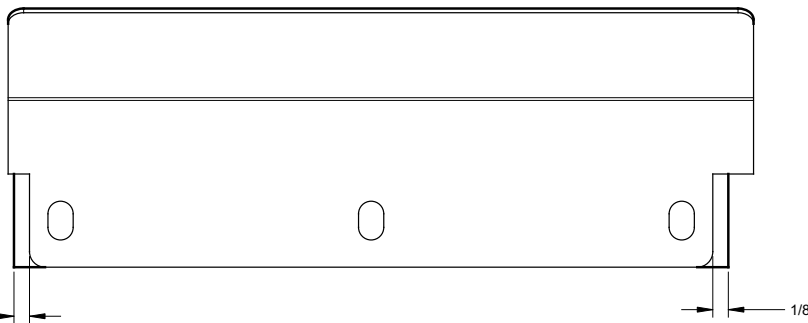
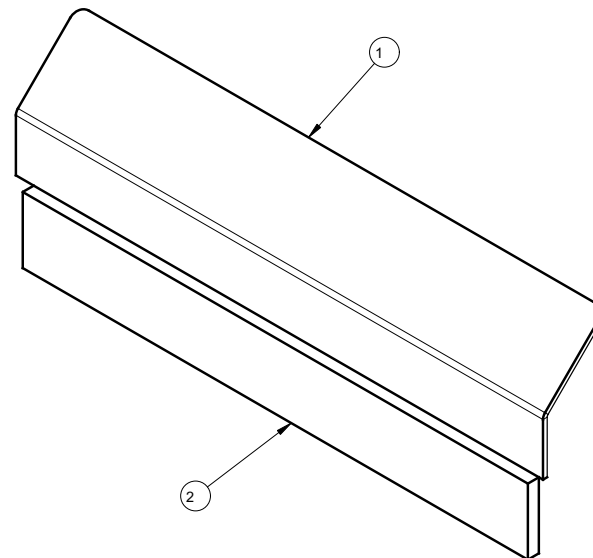
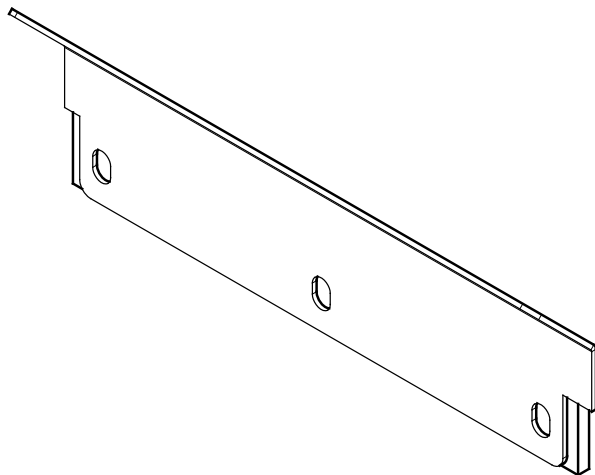
NOTE:
1) ITEMS SHOWN FOR ASSEMBLY PURPOSES ONLY. NOT TO BE WELDED.

THIRD ANGLE PROJECTION		CATEGORY:	INF 3500	WEIGHT (LB):	12.02	PARENT ASSY:	-		
		MATERIAL:		SEE BOM		FINISH:		-	
ALL DIMENSIONS ARE IN INCHES UNLESS SPECIFIED OTHERWISE. TOLERANCES ARE: FRACTIONS: ±1/32 ANGLE: ±1° BLANK: .X: ±0.05 .XX: ±0.015 .XXX: ±0.005		PART NAME:		DEGREASER SHELF, 50Hz MOTOR C/ASS'Y, SIDE		DRAWING NO:		99-14333	
DRAWN BY:		ZHANBO LI		PART NO:		6984		DATE:	02-NOV-11
APPROVED BY:				SCALE:		1:5		PAPER SIZE:	B
DATE:		02-NOV-11		SHEET:		1 OF 1		HARDT Responsive, Reliable Solutions	
								HARDT EQUIPMENT MANUFACTURING INC TEL: (514) 631-7271 FAX: (514) 631-7172	

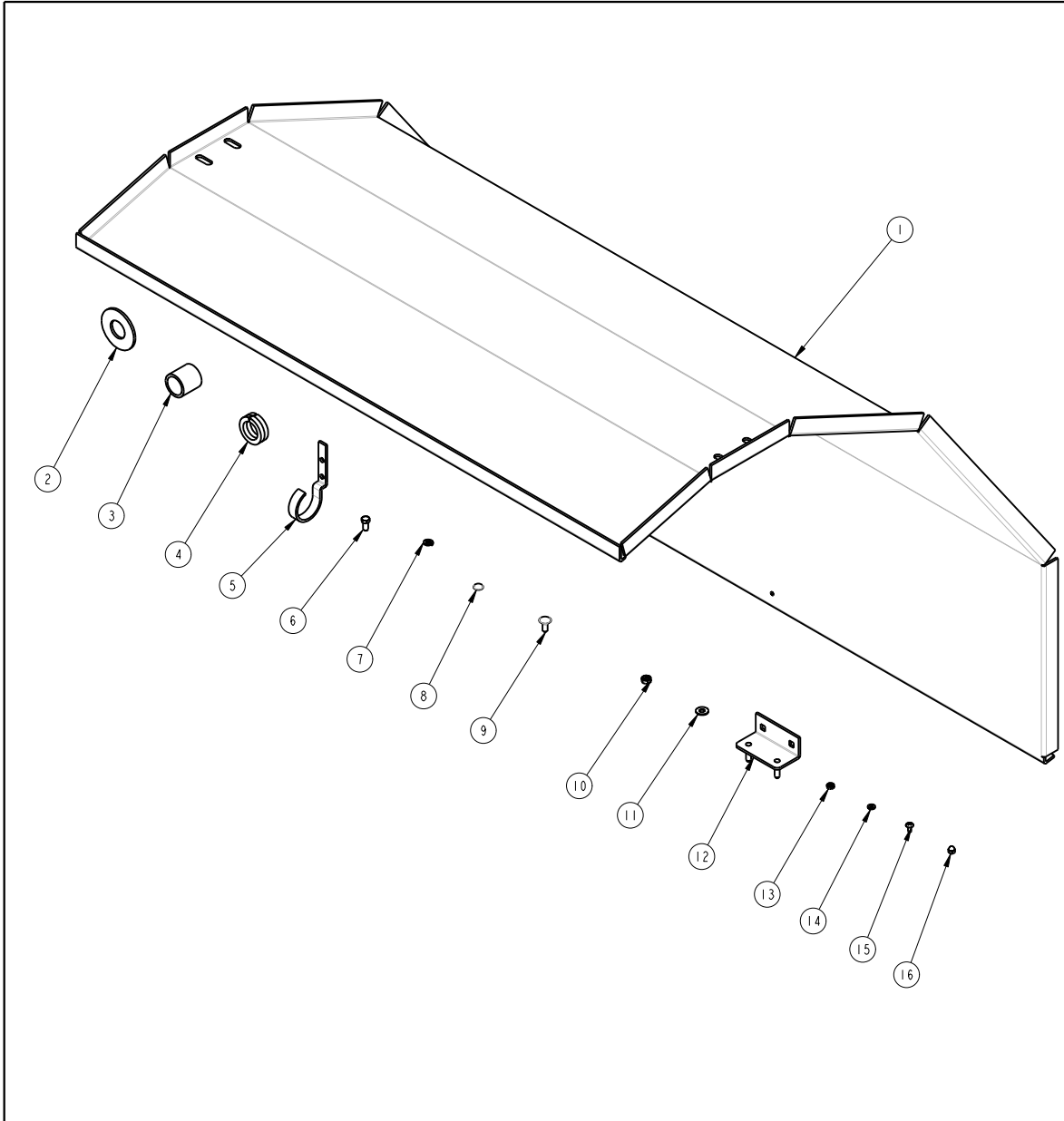
THINK SAFETY - REMOVE ALL BURRS, SHARP EDGES AND CORNERS

THE FLAT VIEW IS SHOWN FOR REFERENCE ONLY, THE VENDOR IS RESPONSIBLE FOR PROVIDING THE CORRECT FLAT IN ORDER TO OBTAIN THE FINISHED PART AS DIMENSIONED.

REV	DESCRIPTION	BY	DATE
0	ORIGINAL RELEASE	ZL	01-APR-09



2	1	8512.5.750	REV 0	TAPE ADHESIVE FOAM STRIP 3/4" X 1/8", 5-3/4 LONG
1	1	NA	99-11940 REV 0	BARCKET, RETROFIT, INF 3500
ITEM	QTY	PART	DRAWING	DESCRIPTION
THIRD ANGLE PROJECTION		CATEGORY:	-	WEIGHT (LB): 0.19
MATERIAL:		SEE BOM		PARENT ASSY: -
CUT SIZE:				FINISH: -
BEND ALL:				-
ALL DIMENSIONS ARE IN INCHES		PART NAME: GUARD, RETROFIT, DISPLAY BOARD, INF3500		
UNLESS SPECIFIED OTHERWISE TOLERANCES ARE:		DRAWN BY: ZHANBO LI	PART NO: 6725	DRAWING NO: 99-11941
FRACTIONS: ±1/32		APPROVED BY:		
ANGLE: ±1°		DATE: 01-APR-09	SCALE: 1:1	PAPER SIZE: B
BLANK: X: ±0.1		SHEET: 1 OF 1		
XX: ±0.01		HARDT EQUIPMENT MANUFACTURING INC.		
XXX: ±0.005		1756 50 AVE. LACHINE, QUEBEC, CANADA H8T 2V5 TEL: (514) 631-7271 FAX: (514) 631-7172		



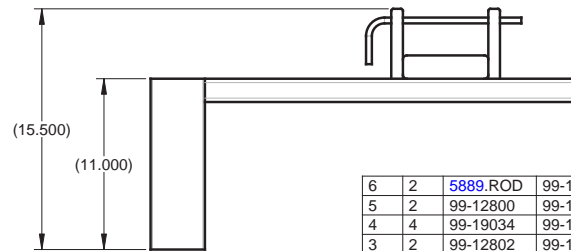
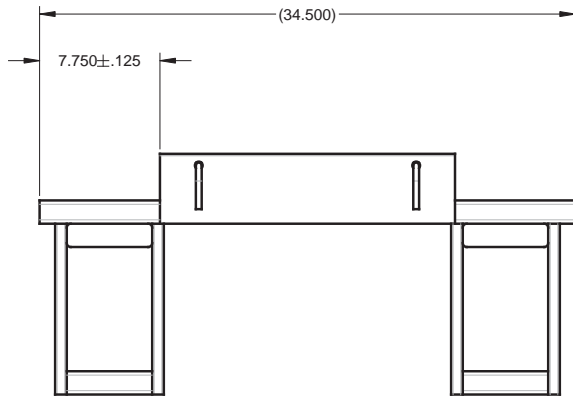
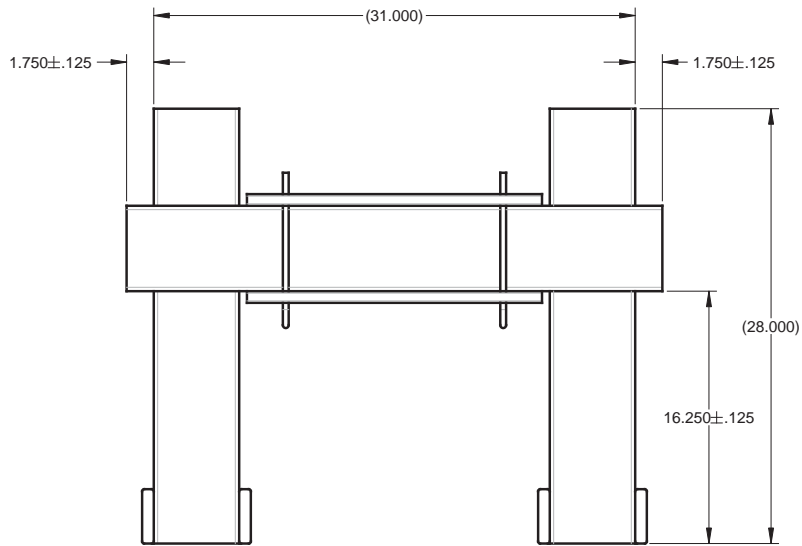
REV	DESCRIPTION	CCR	BY	DATE
00	ORIGINAL RELEASE	#2183	ZL	12-FEB-15

Order all parts listed

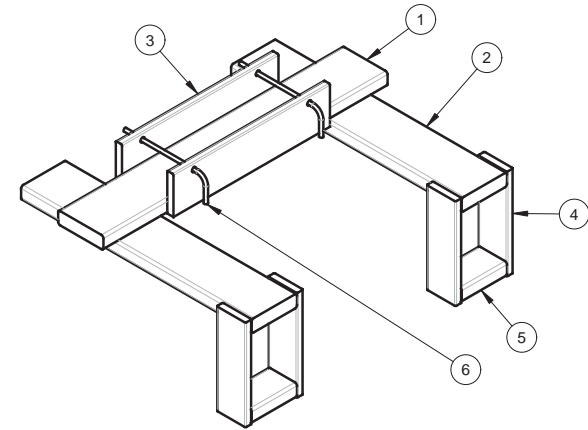
NOTE:
INCLUDE SERVICE BULLETIN SVC-016-0011-01

16	2	20512	-	REV -	ACORN NUT 8-32, S/S
15	2	11418	-	REV	MACH. SCREW 8-32 X.375 S/S PHILLIPS TRUSS HEAD
14	5	11134	-	REV	WASHER, FLAT, S/S, #8
13	4	3796	-	REV	HEX NUT 8-32, SS
12	2	6772	99-8863	REV 4	BRACKET, HEAT DEFLECTOR
11	4	8290	-	REV	WASHER, FLAT, S/S, 1/4"
10	4	8378	-	REV	HEX NUT 1/4-20, SS
9	4	8432	-	REV	CARRIAGE BOLT, 1/4-20 x 0.625" S/S
8	13	8535	8535	REV 0	PUSH CAP NUT S/S 3/16 W/WASHER INSERT
7	6	8327	-	REV	LOCK WASHER S/S REGULAR FOR BOLT 1/4 S/S
6	2	8505	-	REV	BOLT HEX HEAD 1/4-20 x 1/2"LG, S/S
5	1	6794	99-10971	REV 5	HOOK, BURNER
4	1	3832.2-PACK	99-6657_2P	REV 0	PACKING SYN. GRAPH. 1/4" SQR BRAID (CUT 5"), 2 PCS.
3	2	6619	99-3008	REV 0	BUSHING TEFLON, CNTR SHAFT, 1.270X1X1.250"
2	2	6623	99-3055	REV 0	WASHER, TEFLON 1.000 x 2.250 x .120"
1	1	-	99-10802	REV 7	DEFLECTOR, HEAT

ITEM	QTY	PART	DRAWING	DESCRIPTION
THIRD ANGLE PROJECTION				
CATEGORY:		INF 3500		WEIGHT (LB): 74.91
MATERIAL:		SEE BOM		PARENT ASSY: -
PART NAME:		PARTS LIST, HEAT DEFLECTOR		
DRAWN BY: ZHANBO LI		PART NO: 99-15839		DRAWING NO: 99-15839
APPROVED BY:		DATE: 12-FEB-15		SCALE: 3:16 PAPER SIZE: B SHEET: 1 OF 1
ALL DIMENSIONS ARE IN INCHES		HARDT Responsive, Reliable Solutions		
UNLESS SPECIFIED OTHERWISE TOLERANCES ARE:		HARDT EQUIPMENT MANUFACTURING INC. TEL: (514) 631-7271 FAX: (514) 631-7172		
FRACTIONS: ±1/32				
ANGLE: ±1°				
BLANK: .X: ±0.05				
.XX: ±0.015				
.XXX: ±0.005				



REV	DESCRIPTION	ECO	BY	DATE
00	ORIGINAL RELEASE	-	PGS	07-MAR-13
01	DRAWING FORMAT REVISED MULTIPLE CHANGES ASSEMBLY RENAMED (WAS PACKING, GC, LIFTING RIG)	2557	CM	2016-11-11
02	IMPROVED WOOD GRADE ASSEMBLY RENAMED (WAS LIFTING RIG, 3500/GC)	N/A	CM	2017-09-08



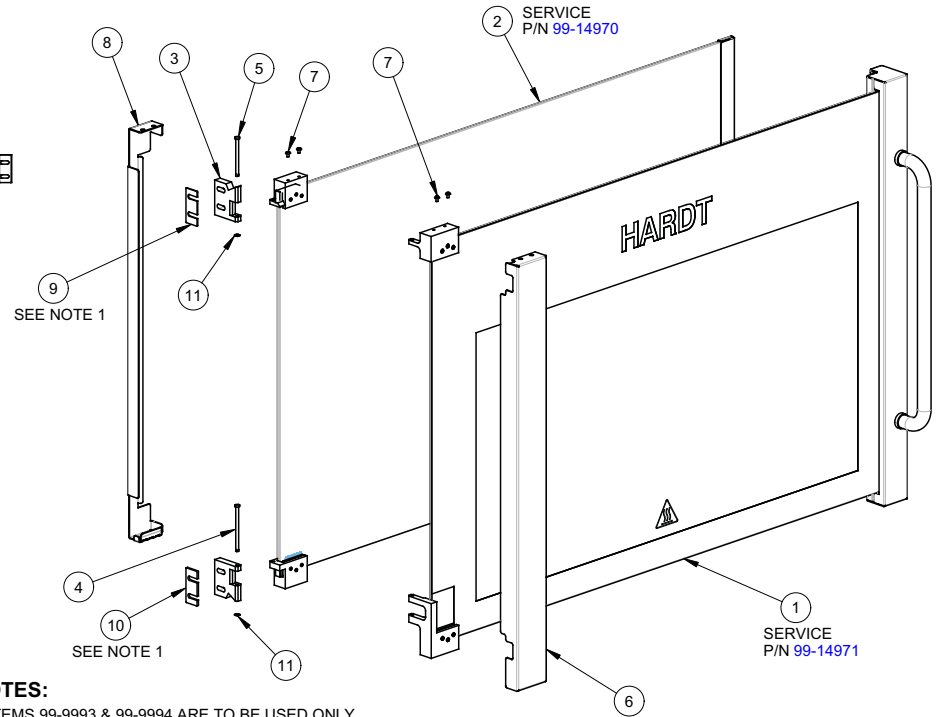
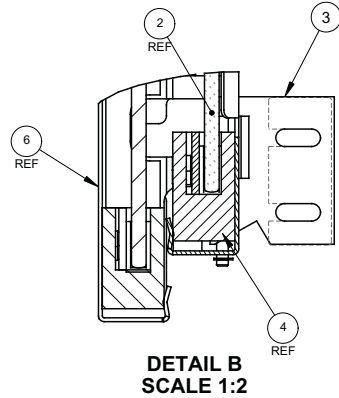
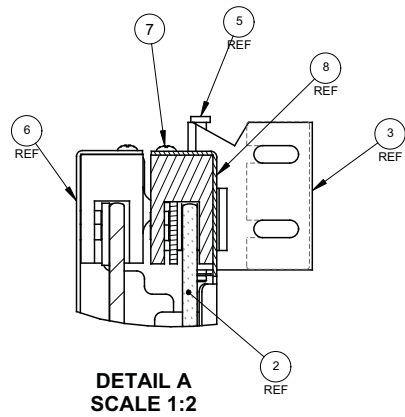
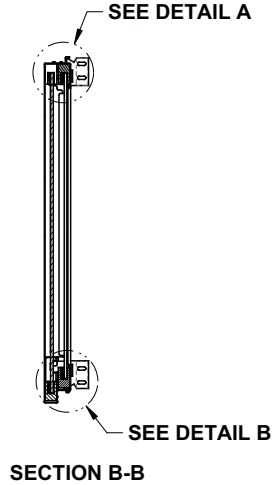
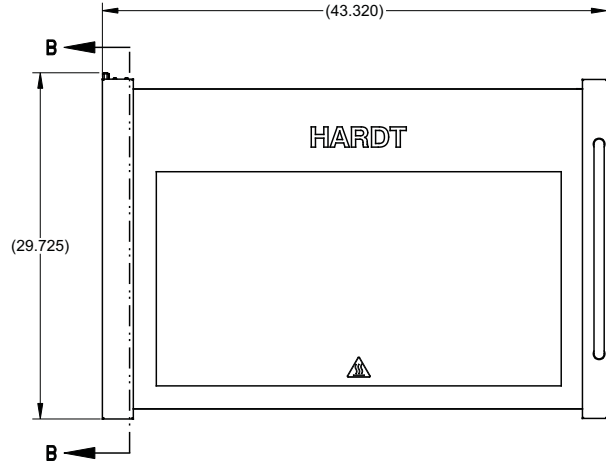
ITEM	QTY	PART	DRAWING	DESCRIPTION
6	2	5889.ROD	99-12458	REV 02 ROD, LIFTING RIG
5	2	99-12800	99-12800	REV 02 GUIDE, HORIZONTAL, FORK LIFT BLADE
4	4	99-19034	99-19034	REV 00 GUIDE, VERTICAL, FORK LIFT BLADE
3	2	99-12802	99-12802	REV 02 STOPPPER, SHAFT, LIFTING RIG
2	2	99-19033	99-19033	REV 01 SUPPPER, FORK LIFT BLADE
1	1	99-12801	99-12801	REV 03 CROSSMEMBER, LIFTING RIG

02

- NOTES:**
- 1) FIRMLY SECURE WOOD TOGETHER AS SHOWN WITH NAILS (P/N 10422) QTY AS REQUIRED
 - 2) FOLD OVER NAILS THAT PROTUDE ON BACK-SDE, TO AVOID INJURY AND/OR DAMAGE TO THE OVEN

ALL DIMENSIONS ARE IN INCHES

PART NAME:		LIFTING RIG	
WHERE USED:		BLAZE/ INF3500/ INFGC/ INF4500	
MATERIAL:		SEE BOM	
FINISH:		-	
DRAWN BY: CARLOS M.	PART NO: 99-14924	DRAWING NO: 99-14924	REV: 02
APPROVED BY:		SCALE: 1:8	PAPER SIZE: B
		SHEET: 1 OF 1	<p>HARDT Responsive, Reliable Solutions</p>



REV	DESCRIPTION	ECO	BY	DATE
08	ITEMS 99-13947, 99-13055 REVISED REMOVE INSTALLATION KIT (ITEM 11 AND 12)	#2234 #2242	RD	2015-04-28
09	ADD NOTE 2 FOR SERVICE BULLETIN SVC-016-0025-01	#2438	MN	2016-02-08
10	PART 99-14738 REPLACED 99-13835	#2590	CM	2016-11-16
11	ITEM 99-13947 REVISED	#2610	CM	2017-01-03
12	ITEM #99-13947 IS REVISED	#2677	MN	2017-08-09
13	ITEM #99-14738 REVISED	#2975	MMO	2019-09-16
14	ITEM P/N 5970, 5972 AND 99-13947 REVISED, ADDED 2x P/N 14262. ITEMS P/N 6905 AND 6904.TEC REVISED, PART NAME REVISED.	3083 2958 3259	JX JS	2022-02-14 2022-09-22
15	ADDED SERVICE NO TO 5970 & 5972 CORRECTED SERVICE No FOR 6905, WAS 99-13947	5176	PGS	2023-12-06

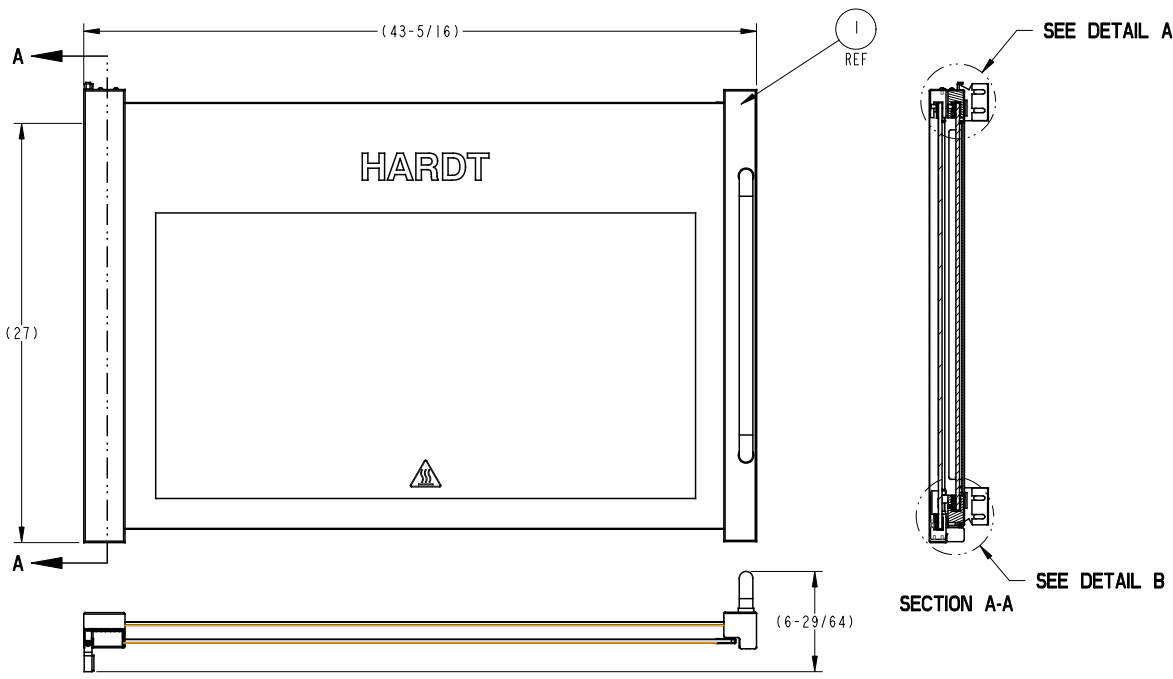
- NOTES:**
- ITEMS 99-9993 & 99-9994 ARE TO BE USED ONLY IF REQUIRED FOR ALIGNMENT PURPOSES
 - INCLUDE SERVICE BULLETIN SVC-016-0025-01
 - ITEM 14262 IS INCLUDED IN 99-23040, 99-23041, 99-23042

11	2	14262	RETAINING RING E-STYLE S/S FOR 3/16" OD	14262
10	1	5967	SHIM .125 THK, DOOR HINGE	5967
9	1	6774	SHIM .063 THK, DOOR HINGE	6774
8	1	6982	CLADDING, INNER DOOR, SINGLE AXIS HINGE	6982
7	4	8533	MACH. SCREW 6-32 x .250 SS PHILLIPS TRUSS HEAD	8533
6	1	99-14738	CLADDING, OUTER GLASS	99-14738
5	1	5972	PIN CLEVIS S/S 3/16 x 2-1/2"	99-23042
4	1	5970	PIN CLEVIS S/S 3/16 x 3"	99-23041
3	2	6016	HINGE, CHASSIS	6016
2	1	6904.TEC	DOOR, INNER GLASS SUBASSY,SINGLE AXIS	99-14970
1	1	6905	DOOR OUTER GLASS, W/ HANDLE, W/O STRIKER, COMPLETE ASSY	99-14971
ITEM	QTY	PART	DESCRIPTION	SERVICE

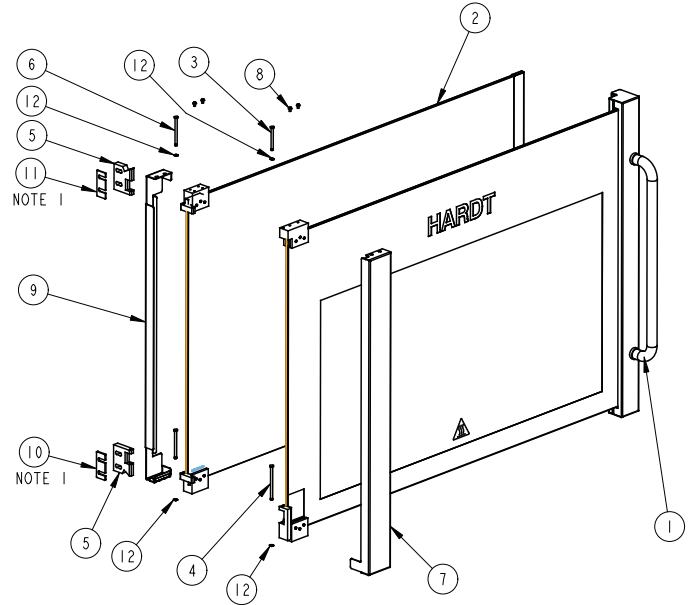


ALL DIMENSIONS ARE IN INCHES

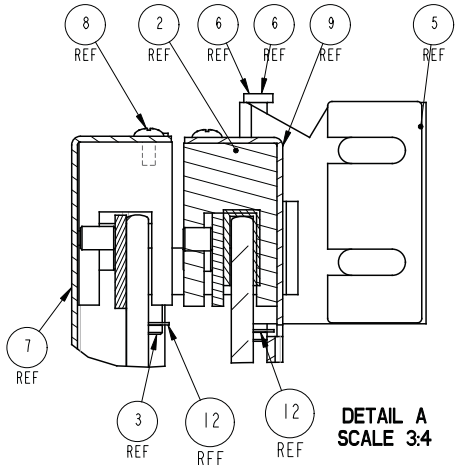
PART NAME: DOOR, W/ HANDLE, W/O STRIKER, COMPLETE ASSY	
WHERE USED: INF-3500 / BLAZE	
MATERIAL: SEE BOM	
FINISH: -	
DRAWN BY: PAUL S	PART NO: 6907
APPROVED BY:	DRAWING NO: 99-13051
	REV: 15
SCALE: 3:32	PAPER SIZE: B
SHEET: 1 OF 1	HARDT Responsive, Reliable Solutions



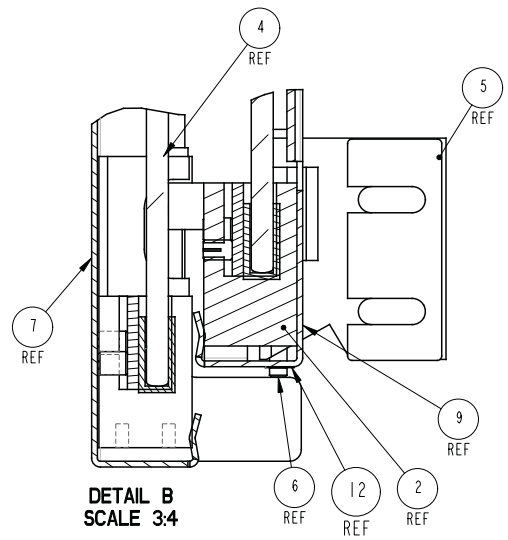
REV	DESCRIPTION	CCR	BY	DATE
11	- REPLACE OUTER GLASS ASSY #99-10900 BY #99-14723 - OUTER GLASS SERVICE P/N 99-16052 REPLACE BY #99-16053 - REMOVE P/N 5932 TO MAKE UNSELLABLE - ADD NOTE FOR REFERENCE TO USE P/N 6907	#2384 #2385	MN	2016-01-04
12	DOOR OUTER GLASS SERVICE PN CHANGE TO #99-16052	-	MN	2016-02-01
13	ITEM 99-17423 REPLACED BY 99-10900 ITEM 99-10358 REVISED	#2610	CM	2017-01-03
14	ITEM 99-10900 REVISED	3259	JS	2022-09-22
15	ADDED SERVICE NO TO 5969, 5970, 5972 ADDED RETAINING CLIP 14262	5176	PGS	2023-12-06



ITEM	QTY	PART	DESCRIPTION	SERVICE
12	4	14262	RETAINING RING E-STYLE S/S FOR 3/16" OD	14262
11	1	6774	SHIM .063 THK, DOOR HINGE	6774
10	1	5967	SHIM .125 THK, DOOR HINGE	5967
9	1	6982	CLADDING, INNER DOOR, SINGLE AXIS HINGE	6982
8	4	8533	MACH. SCREW 6-32 x .250 SS PHILLIPS TRUSS HEAD	8533
7	1	6983	CLADDING, OUTER GLASS	6983
6	2	5972	PIN CLEVIS S/S 3/16 x 2-1/2"	99-23042
5	2	6016	HINGE, CHASSIS	6016
4	1	5970	PIN CLEVIS S/S 3/16 x 3"	99-23041
3	1	5969	PIN CLEVIS S/S 3/16 x 2"	99-23040
2	1	6713.TEC	DOOR INNER GLASS, SUBASSY, DOUBLE AXIS	99-16055
1	1	6712	DOOR, OUTER GLASS SUBASSY, 180 DEG	99-16052



DETAIL A
SCALE 3:4

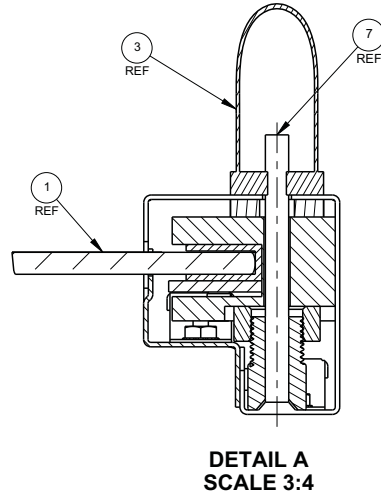
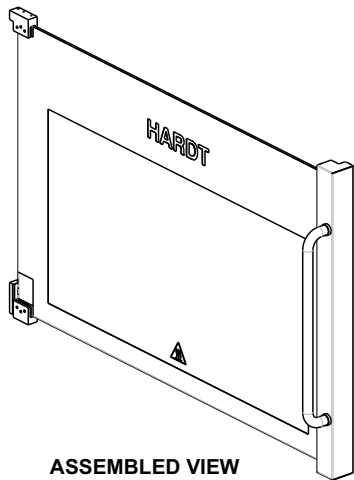
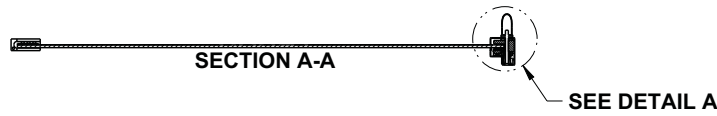
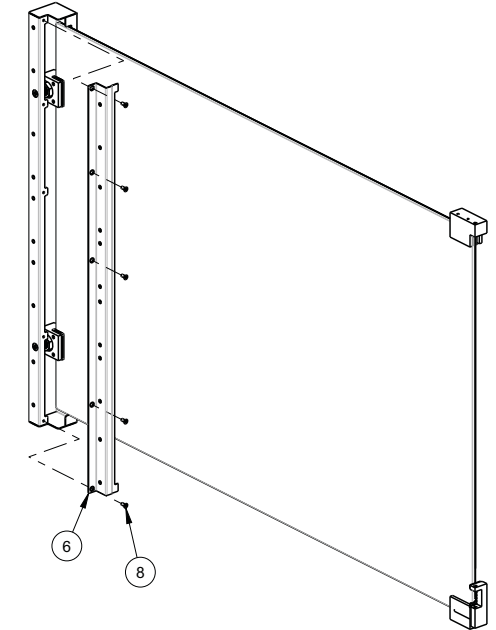
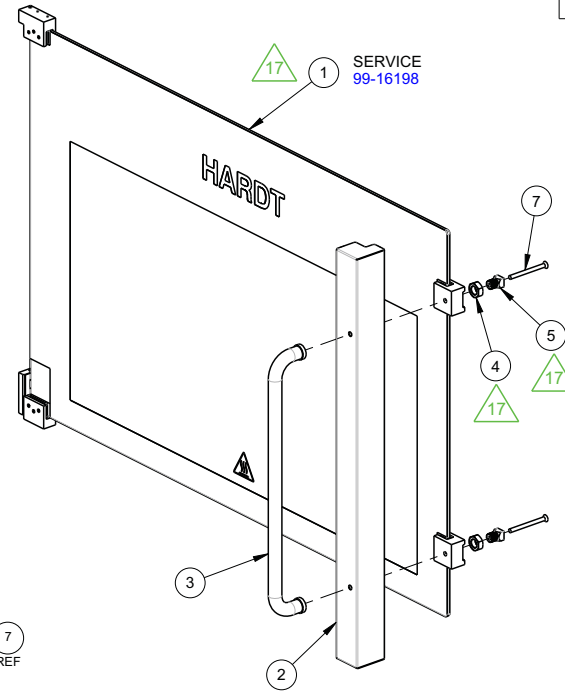
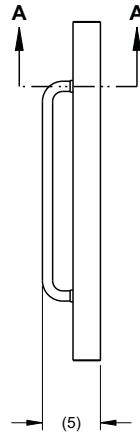
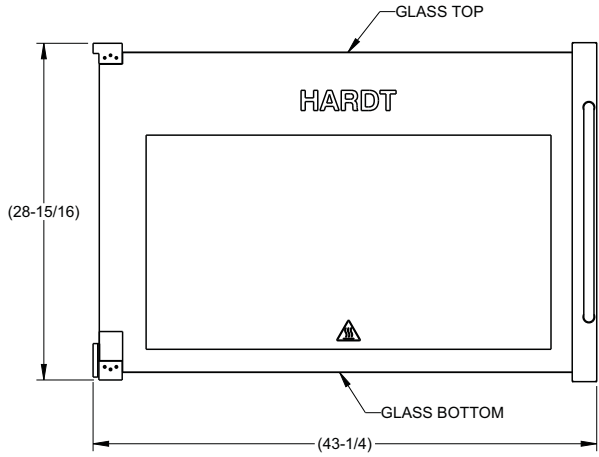


DETAIL B
SCALE 3:4

- NOTES:**
- 1- ITEMS 99-9993 & 99-9994 ARE TO BE USED ONLY IF REQUIRED FOR ALIGNMENT PURPOSES
 - 2- WHEN PURCHASING COMPLETE DOOR ASSY, REFERE TO P/N 6907
 - 3- ITEM 14262 INCLUDED IN 99-23040, 99-23041, 99-23042

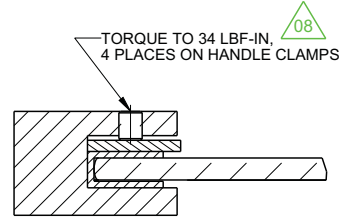
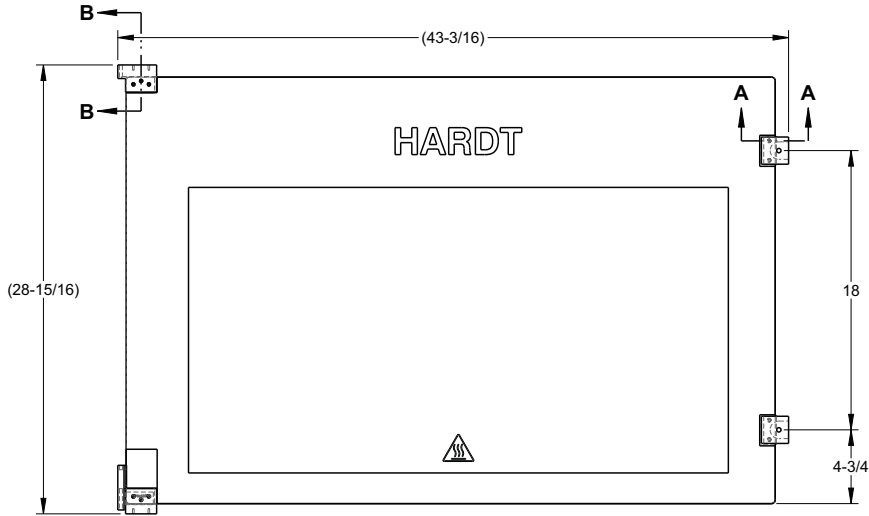
<p>THIRD ANGLE PROJECTION</p>	CATEGORY: INF-3500/BLAZE	WEIGHT (LB): 66.05	PARENT ASSY: -
	MATERIAL: SEE BOM		
PART NAME: DOOR, INF-3500/BLAZE, COMPLETE ASSY			
<p>ALL DIMENSIONS ARE IN INCHES</p> <p>UNLESS SPECIFIED OTHERWISE, TOLERANCES ARE:</p> <p>FRACTIONS: ±1/32</p> <p>ANGLE: ±1°</p> <p>BLANK: .X: ±0.05 .XX: ±0.015 .XXX: ±0.005</p>	<p>DRAWN BY: PAUL S</p> <p>APPROVED BY:</p> <p>DATE: 12-SEP-08</p>	<p>PART NO: -</p> <p>SCALE: 1:8</p> <p>PAPER SIZE: B</p>	<p>DRAWING NO: 99-10898</p> <p>SHEET: 1 OF 1</p>
<p>HARDT Responsive, Reliable Solutions</p>		<p>HARDT EQUIPMENT MANUFACTURING INC. TEL: (614) 631-7271 FAX: (614) 631-7172</p>	

REV	DESCRIPTION	ECO	BY	DATE
12	REPLACE 99-11888 for 99-13212	#2181	MN	11-FEB-15
13	ITEMS 99-8559, 99-13212 REVISED	#2234, #2242	RD	2015-04-29
14	NOTE-SERVICE DRAWING ADDED		RD	2015-07-09
15	REPLACE ITEM 99-99-12466 BY #99-14722	#2384	MN	2016-01-04
16	ITEM 99-14722 REVISED	#2610	CM	2017-01-03
17	ITEMS 6779 AND 8300 ADDED. PART NAME REVISED ITEM 99-14722 REVISED.	3009,2958, 3183,3259	JX JS	2021-10-26 2022-09-22

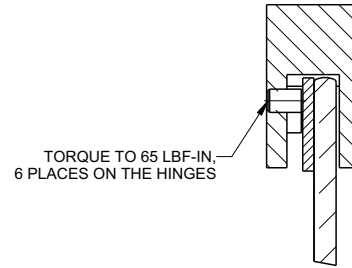


ITEM	QTY	PART	DRAWING	DESCRIPTION	SERVICE NO
8	5	11342	-	REV - SCREW PHILLIPS FLAT S/S U/CUT #8-32 x 3/8" LONG	11342
7	2	8590	-	REV - SCREW PHILLIPS C/S S/S 1/4-20 x 3" LONG	8590
6	1	99-13212	99-13212	REV 03 ASSEMBLY, INNER SIDE CLADDING, w/ MAGNETS	99-13212
5	2	6779	99-12207	REV 03 BUSHING, HANDLE, SQ. HEAD w/ EXT. THREAD 5/8-18	6779
4	2	8300	-	REV - HEX JAM NUT 5/8-18 UNF, ZINC-PLATED	8300
3	1	6009	-	REV - HANDLE DOOR S/S 7/8" OD x 18" C-C WIDTH	6009
2	1	5988	99-8559	REV 05 CLADDING, HANDLE, OUTER SIDE, SUBASSY	5988
1	1	99-14722	99-14722	REV 07 DOOR OUTER GLASS, W/O HANDLE, SUBASSY, 180DEG	99-16198

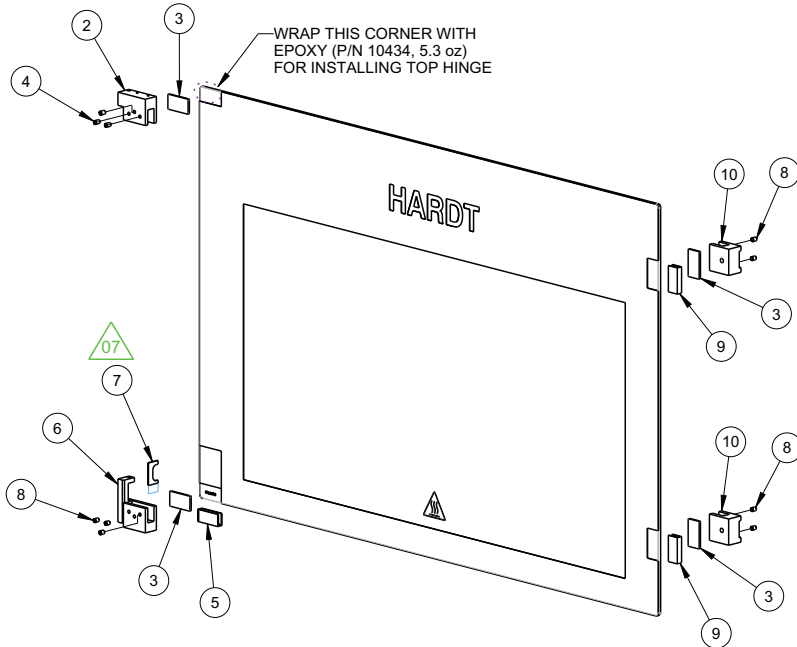
ALL DIMENSIONS ARE IN INCHES		PART NAME: DOOR OUTER GLASS, OUTER GLASS, SUBASSY, W/HANDLE, W/O STRIKER, DOUBLE AXIS, 180DEG	
UNLESS SPECIFIED OTHERWISE TOLERANCES ARE:		WHERE USED: INF-3500 / BLAZE	
FRACTIONS: ± 1/32		MATERIAL: SEE BOM	
DECIMALS .X: ± 0.1		FINISH: -	
.XX: ± 0.01		DRAWN BY: JIA HUI XU PART NO: 6712	
.XXX: ± 0.005		DRAWING NO: 99-10900 REV: 17	
ANGLES: ± 0.5°		APPROVED BY:	
		SCALE: 3:32 PAPER SIZE: B	
		SHEET: 1 OF 1	



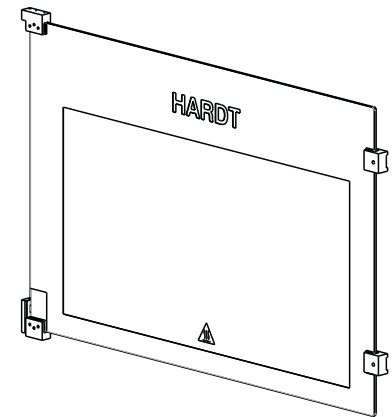
SECTION A-A
SCALE 3:4



SECTION B-B
SCALE 3:4



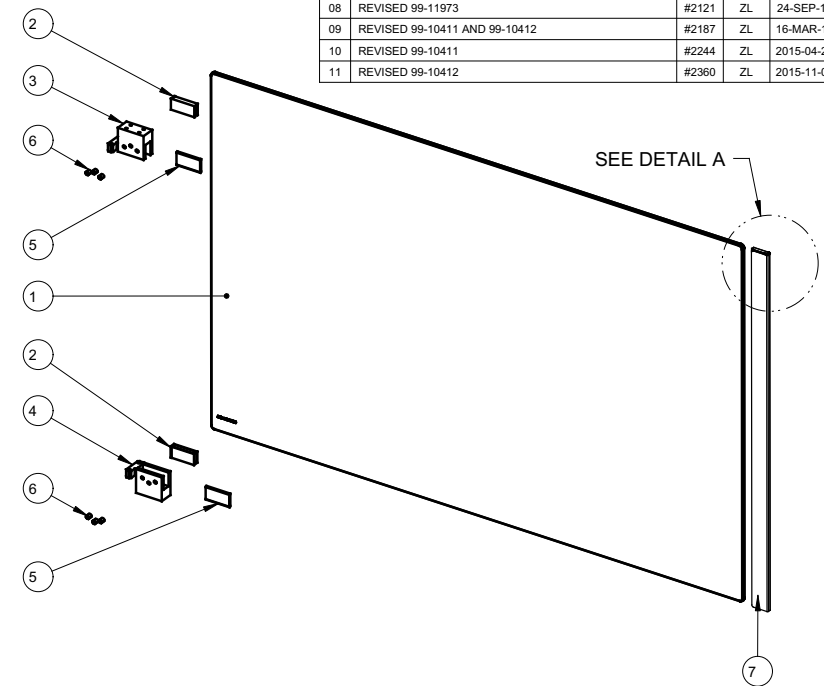
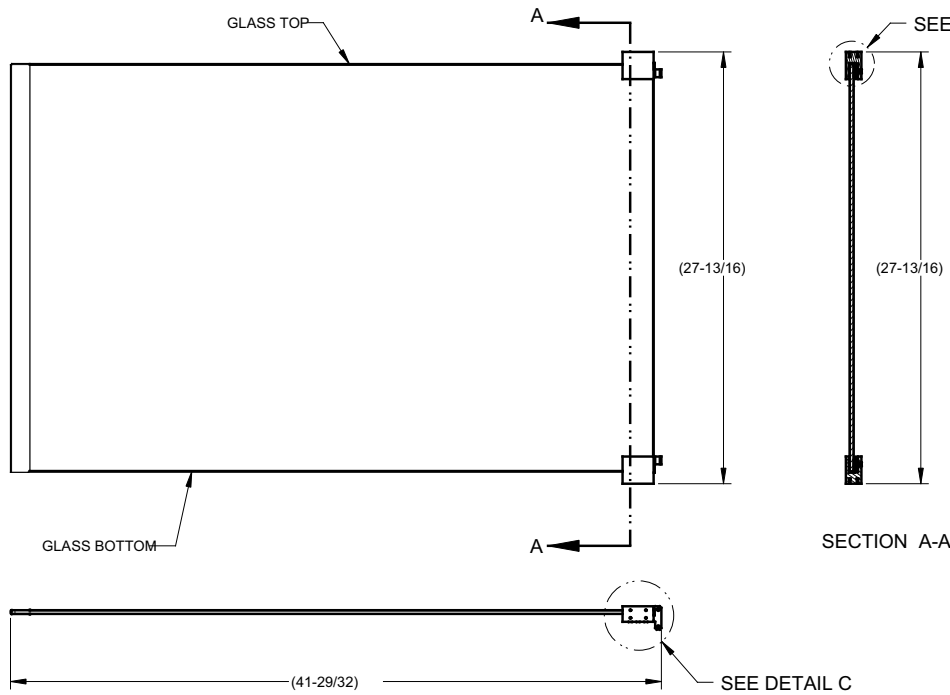
REV	DESCRIPTION	CCR	BY	DATE
02	ITEM 99-12857, 99-12423, 99-10408, 99-10415 REVISED	#2057	RD	02-JUL-14
03	ADDED GASKET 99-15644	#2078	ZL	04-AUG-14
04	ITEMS #8531 REPLACED WITH #8627	#2234	RD	2015-04-29
05	CATEGORY DESCRIPTION IS CHANGE	#2384	MN	2016-01-04
06	REORIENT ITEM 99-12423 TO REFLECT REALITY	#2610	CM	2016-12-14
07	PART_NAME AND WHERE_USED REVISED. ITEMS 99-15644 AND 99-12857 REVISED. ITEMS 6779 AND 8300 REMOVED.	2958, 3183, 3259	JX JS	2021-07-12 2022-09-21
08	TORQUE ON CLAMPS WAS 65 LBF-IN	5070	JX	2023-09-12



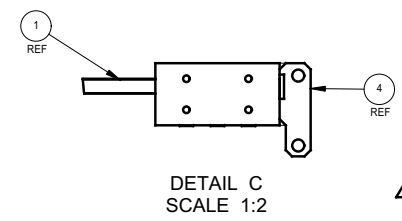
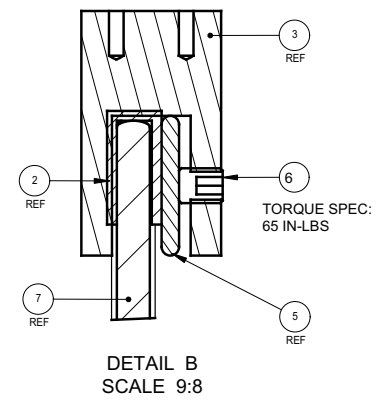
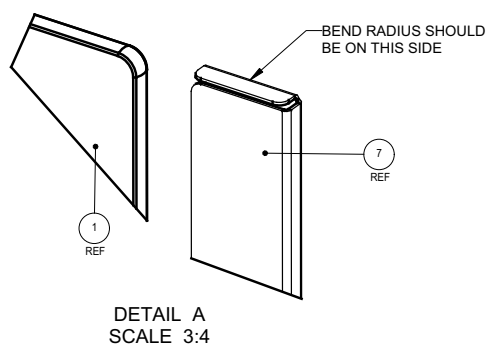
ASSEMBLED VIEW

10	2	6798	99-12423	REV 04	CLAMP, DOOR HANDLE	6798
9	2	6659	99-10897	REV 02	GASKET PYRO-TEX 1-3/4" x 1-7/8"	6659
8	7	8627	-	REV -	SET SCREW S/S CUP POINT 1/4-20 x 5/16"	8627
7	1	99-15644	99-15644	REV 01	GASKET, DUAL AXIS	-
6	1	5989	99-10415	REV 09	HINGE ASSY, BOTTOM, OUTER	5989
5	1	6940	99-10991	REV 01	GASKET PYRO-TEX, PRE-CUT	6940
4	3	8563	-	REV -	SET SCREW S/S CUP POINT 1/4-20 x 3/8"	8563
3	4	6662	99-10450	REV 05	PLATE, HINGE	6662
2	1	5990	99-10408	REV 07	HINGE, TOP, OUTER DOOR	5990
1	1	6978	99-12857	REV 06	OUTER GLASS, SWING DOOR	

ITEM	QTY	PART	DRAWING	DESCRIPTION	SERVICE NO
ALL DIMENSIONS ARE IN INCHES					
UNLESS SPECIFIED OTHERWISE TOLERANCES ARE:					
FRACTIONS: ± 1/32					
DECIMALS .X: ± 0.1					
.XX: ± 0.01					
.XXX: ± 0.005					
ANGLES: ± 0.5°					
PART NAME:		DOOR OUTER GLASS, W/O HANDLE, SUBASSY, 180DEG			
WHERE USED:		BLAZE / INF-3500 / INF-GC / INF-4500			
MATERIAL:		SEE BOM			
FINISH:		-			
DRAWN BY: JIA HUI XU		PART NO: 99-14722		DRAWING NO: 99-14722	
APPROVED BY:		SCALE: 1:8		PAPER SIZE: B	
SHEET: 1 OF 1		HARDT		Responsive, Reliable Solutions	

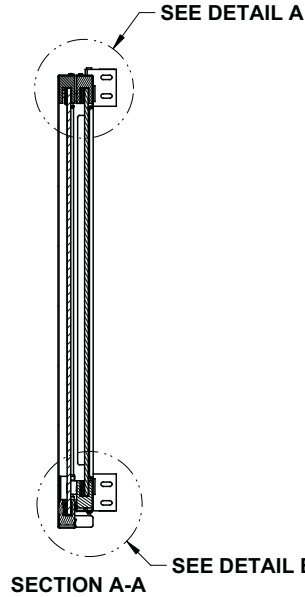
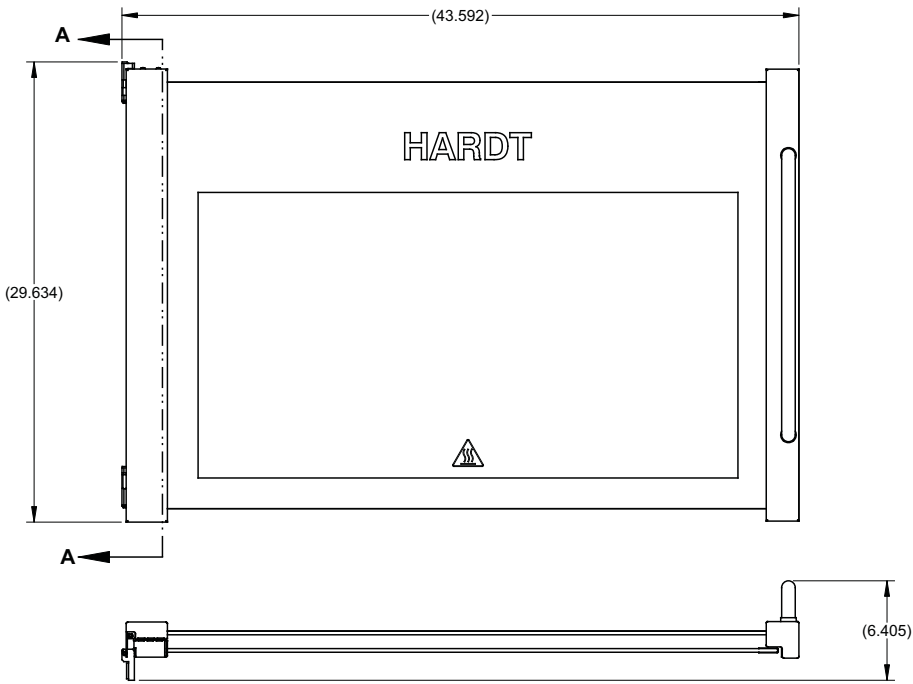


REV	DESCRIPTION	CCR	BY	DATE
4	#6149		ZL	16-NOV-10
5	#7010		KR	02-APR-12
6	TORQUE VALUE CHANGED TO 65 IN-LBS (WAS 55)	#1662	RD	30-NOV-12
7	- UPDATE SET SCREW: PART #8627 WAS PART #8531 - TOLERANCE AND DIMENSIONS ARE UPDATED	#1800	MN	07-MAY-13
08	REVISED 99-11973	#2121	ZL	24-SEP-14
09	REVISED 99-10411 AND 99-10412	#2187	ZL	16-MAR-15
10	REVISED 99-10411	#2244	ZL	2015-04-29
11	REVISED 99-10412	#2360	ZL	2015-11-04

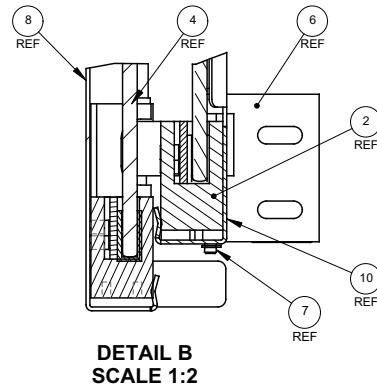
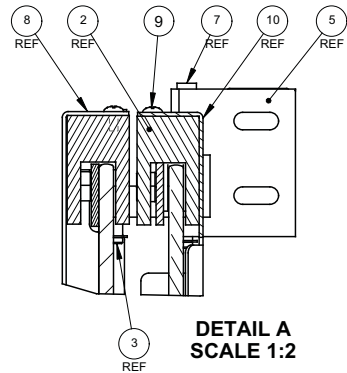
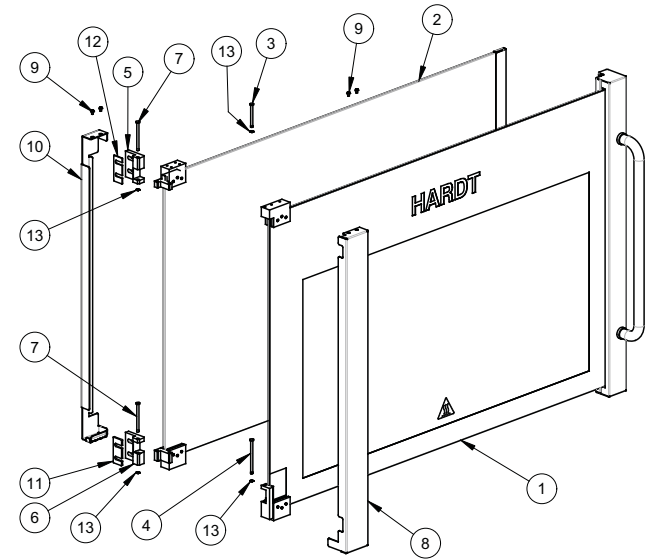


7	1	5968	99-8552	REV 7	TRIM, MAGNETIC, INNER GLASS
6	6	8627	-	REV -	SET SCREW 1/4-20X5/16"
5	2	6662	99-10450	REV 4	PLATE, HINGE
4	1	6015	99-10412	REV 06	HINGE ASSY, BOTTOM, INNER
3	1	6014	99-10411	REV 06	HINGE ASSY, TOP, INNER
2	2	6940	99-10991	REV 1	GASKET PYRO-TEX , PRE-CUT
1	1	6723.TEC	99-11973	REV 08	GLASS, INNER

THIRD ANGLE PROJECTION		CATEGORY:	INF-3500/BLAZE	WEIGHT (LB):	26.28	PARENT ASSY:	99-10898	
		MATERIAL:	SEE BOM				FINISH:	-
		PART NAME:	DOOR, INNER GLASS SUBASSY					
ALL DIMENSIONS ARE IN INCHES UNLESS SPECIFIED OTHERWISE: TOLERANCES ARE: FRACTIONS: ±1/32 ANGLE: ±1° BLANK .X: ±0.05 .XX: ±0.015 .XXX: ±0.005		DRAWN BY:	ZHANBO LI	PART NO:	6713.TEC	DRAWING NO:	99-11770	
		APPROVED BY:		DATE:	12 FEB 09	SCALE:	1:8	PAPER SIZE:
		HARDT HARDT EQUIPMENT MANUFACTURING INC Responsive, Reliable Solutions					SHEET: 1 OF 1 TEL: (514) 631-7271 FAX: (514) 631-7172	



REV	DESCRIPTION	ECO	BY	DATE
06	REPLACE OUTER GLASS ASSY #99-10900 BY #99-14723 OUTER GLASS SERVICE P/N 99-16052 REPLACE BY #99-16053	#2384	MN	2016-01-04
07	DOOR OUTER GLASS SERVICE PN CHANGE TO #99-16052	-	MN	2016-02-01
08	ITEM 99-14723 REPLACED BY 99-10900 OUTER GLASS SERVICE P/N 99-16053 REPLACED BY 99-16052	#2610	CM	2017-01-03
09	CHANGED MAIN P/N FROM 5932.180 TO 99-12707	-	CM	2018-08-17
10	ITEM P/N 5969, 5970, 5972 AND 99-10900 REVISED. ADDED 4x P/N 14262. ITEMS P/N 6712 AND 6713.180.TEC REVISED. PART NAME REVISED.	3083 2958 3259	JX JS	2022-02-14 2022-09-22
11	ADDED SERVICE No TO PINS: 5969, 5970, 5972	5176	PGS	2023-10-23



13	4	14262	RETAINING RING E-STYLE S/S FOR 3/16" OD	14262
12	1	6774	SHIM .063 THK, DOOR HINGE	6774
11	1	5967	SHIM .125 THK, DOOR HINGE	5967
10	1	6982	CLADDING, INNER DOOR, SINGLE AXIS HINGE	6982
9	4	8533	MACH. SCREW 6-32 x .250 SS PHILLIPS TRUSS HEAD	8533
8	1	6715	CLADDING, OUTER GLASS	6715
7	2	5972	PIN CLEVIS S/S 3/16 x 2-1/2"	99-23042
6	1	6748	HINGE, BOTTOM, CHASSIS	6748
5	1	6746	HINGE, TOP, CHASSIS	6746
4	1	5970	PIN CLEVIS S/S 3/16 x 3"	99-23041
3	1	5969	PIN CLEVIS S/S 3/16 x 2"	99-23040
2	1	6713.180.TEC	DOOR INNER GLASS, SUBASSY, 180DEG	99-16057
1	1	6712	DOOR, OUTER GLASS SUBASSY, 180 DEG	99-16052

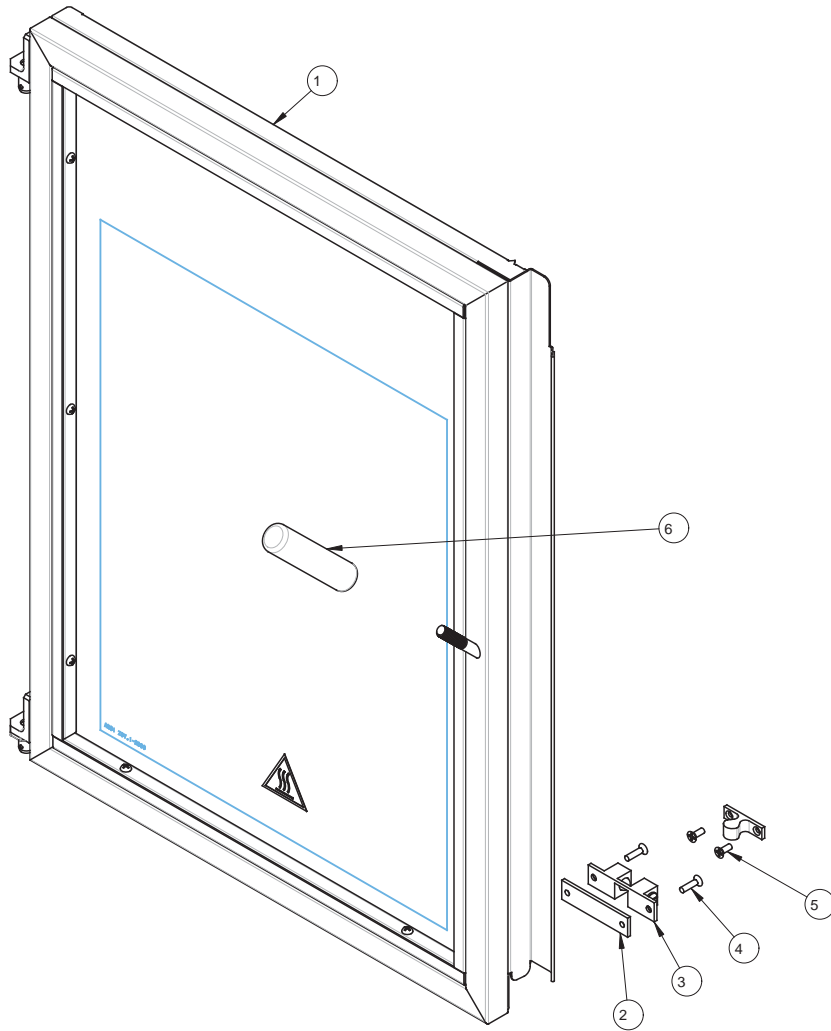


- NOTES:**
- ITEMS 99-9993 & 99-9994 ARE TO BE USED ONLY IF REQUIRED FOR ALIGNMENT PURPOSES
 - ITEM 14262 IS INCLUDED IN 99-23040, 99-23041, 99-23042

ALL DIMENSIONS ARE IN INCHES

PART NAME: DOOR, W/HANDLE, W/O STRIKER, COMPLETE ASSY, 180DEG	
WHERE USED: INF-3500 / BLAZE	
MATERIAL: SEE BOM	
FINISH: -	
DRAWN BY: CARLOS M.	PART NO: 99-12707
APPROVED BY:	DRAWING NO: 99-12707
	REV: 11
SCALE: 1:8	PAPER SIZE: B
SHEET: 1 OF 1	HARDT Responsive, Reliable Solutions


REV	DESCRIPTION	ECO	BY	DATE
03	ITEM #99-13868 REVISED	1929	MN	2013-09-23
04	ITEM #99-13868 REVISED	2080	PGS	2014-07-14
05	6858.ASSY REPLACED WITH 99-13847	2850	PGS	2019-02-19



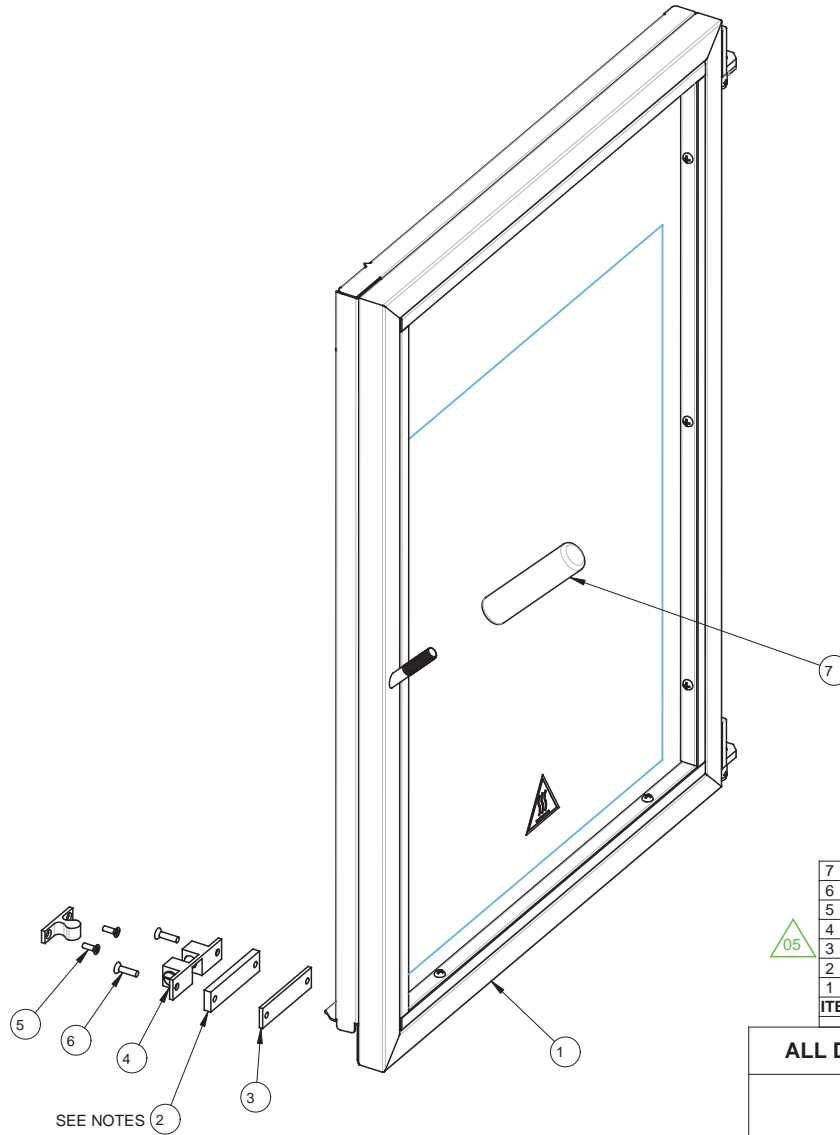
6	1	5145	99-1101	REV -	DOOR HANDLE	5145
5	2	8444	-	REV -	SCREW PHILLIPS C/S S/S #10-32 x 1/2" LONG	8444
4	2	8537	-	REV -	SCREW PHILLIPS C/S S/S #10-32 x 3/4" LONG	8527
3	1	99-13847	99-13847	REV 02	CATCH MODIFIED (SPRING AND BAR)	99-13847
2	1	6929	99-13963	REV 0	SHIM, I3500 FD, 1/8"	6929
1	1	6910.SINGLEPANE	99-13868	REV 07	FRENCH DOOR ASSY, LH, 1 PANE	6910.SINGLEPANE
ITEM	QTY	PART	DRAWING		DESCRIPTION	SERVICE NO

05

ALL DIMENSIONS ARE IN INCHES

PART NAME:		ASS'Y, DOOR, FRENCH, LH, 1 PANE	
WHERE USED:		INF-3500	
MATERIAL:		SEE BOM	
FINISH:		--	
DRAWN BY: MEISSA N.	PART NO:	DRAWING NO:	REV
APPROVED BY:	6910	99-13869	05
SCALE: 1:4		PAPER SIZE: B	
SHEET: 1 OF 1		 HARDT Responsive, Reliable Solutions	

REV	DESCRIPTION	ECO	BY	DATE
03	ITEM #99-13866 REVISED	1929	MN	2013-09-23
04	ITEM #99-13866 REVISED	2080	PGS	2014-07-08
05	6858.ASSY REPLACED WITH 99-13847	2850	PGS	2019-02-19



NOTES:
 1) SPACER 6911 OPTIONAL. CHECK DOOR FIT TO DETERMINE IF NEEDED.

7	1	5145	99-1101	REV -	DOOR HANDLE	5145
6	2	8537	-	REV -	SCREW PHILLIPS C/S S/S #10-32 x 3/4" LONG	8527
5	2	11133	-	REV -	SCREW PHILLIPS C/S S/S #8-32 x 1/2" LONG	11133
4	1	99-13847	99-13847	REV 02	CATCH MODIFIED (SPRING AND BAR)	99-13847
3	1	6929	99-13963	REV 0	SHIM, I3500 FD, 1/8"	6929
2	1	6911	99-13830	REV 0	SPACER, CATCH, FRENCH DOORS, 1/4"	6911
1	1	6909.SINGLEPANE	99-13866	REV 03	FRENCH DOOR ASSY, RH, 1 PANE	6909.SINGLEPANE

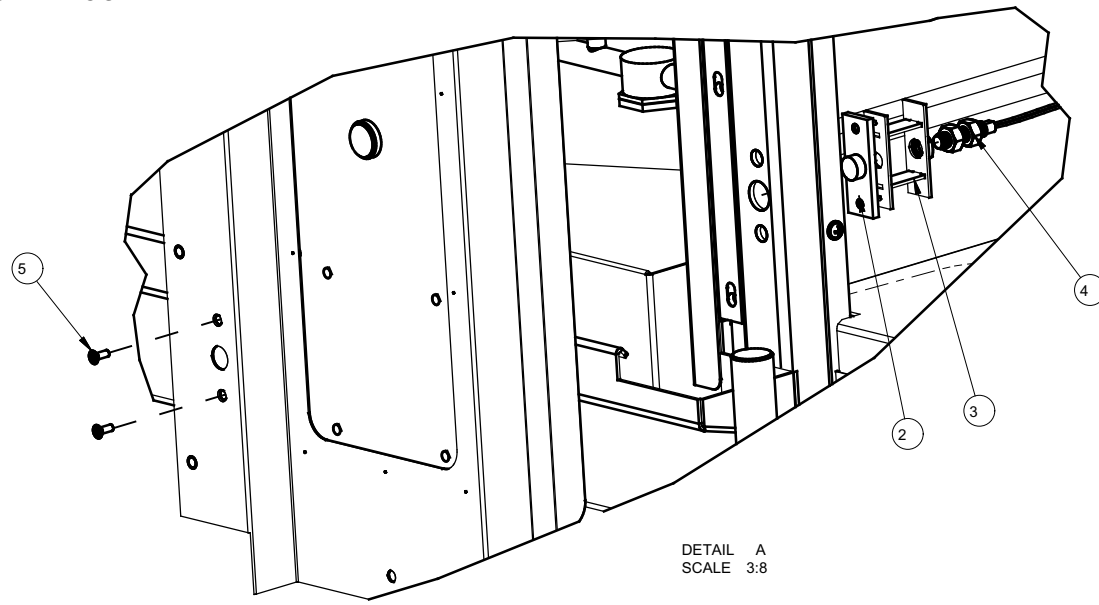
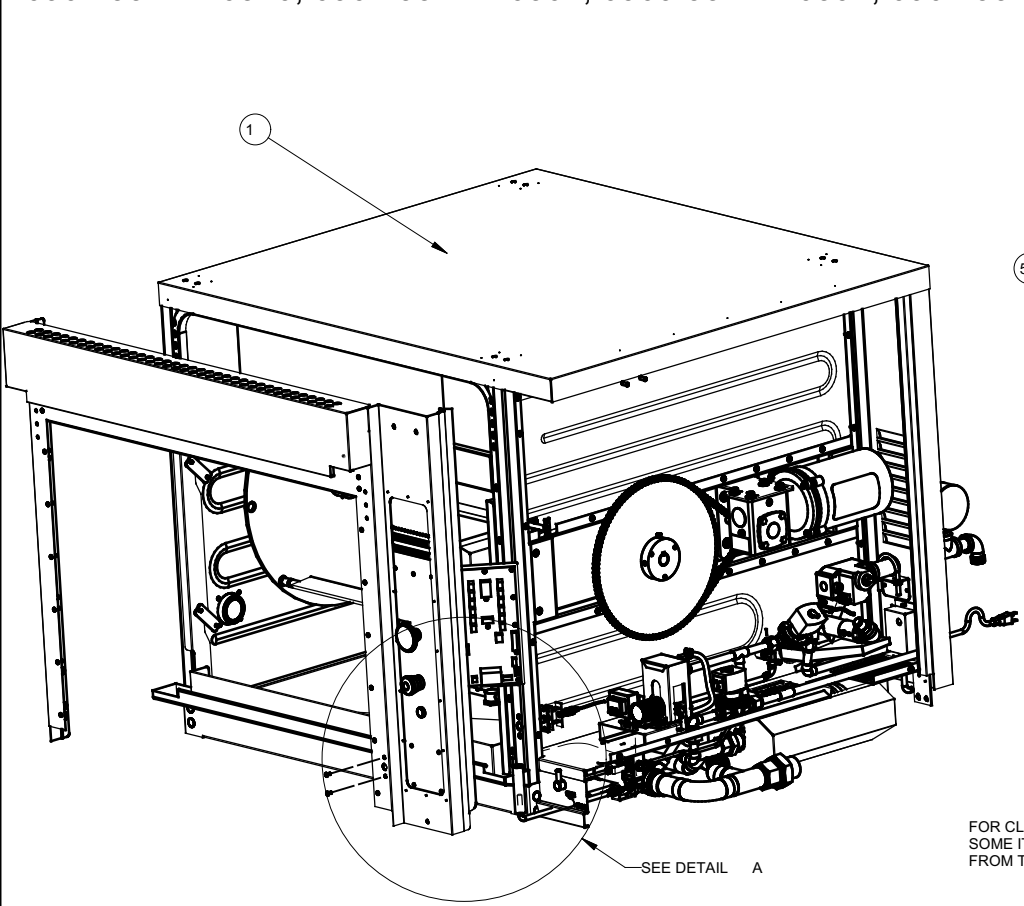
ITEM	QTY	PART	DRAWING	DESCRIPTION	SERVICE NO
ALL DIMENSIONS ARE IN INCHES					
PART NAME:			ASS'Y, DOOR, FRENCH, RH, 1 PANE		
WHERE USED:			INF-3500		
MATERIAL:			SEE BOM		
FINISH:			-		
DRAWN BY: MEISSA N.		PART NO: 6909		DRAWING NO: 99-13867	
APPROVED BY:		SCALE: 1:4		PAPER SIZE: B	
SHEET: 1 OF 1					

THINK SAFETY - REMOVE ALL BURRS, SHARP EDGES AND CORNERS

THE FLAT VIEW IS SHOWN FOR REFERENCE ONLY, THE VENDOR IS RESPONSIBLE FOR PROVIDING THE CORRECT FLAT IN ORDER TO OBTAIN THE FINISHED PART AS DIMENSIONED.

REV	DESCRIPTION	BY	DATE
0	ORIGINAL RELEASE	MD	10-JUL-09
1	ADDED SERIAL NUMBERS	RH	23-SEP-09

This system applies to the following S/N:
 0907 35HT 10501, 0907 35HB 10511, 0907 35H 10525, 0907 35HB 10515
 0907 35HB 10522, 0907 35HT 10503, 0907 35H 10530, 0907 35HB 10504
 0907 35H 10524, 0907 35HT 10510, 0907 35 HB 10517, 0907 35HT 10523
 0907 35H 10519, 0908 35HB 10557, 0907 35HB 10532, 0907 35HT 10514
 0907 35HB 10520, 0907 35HB 10502, 0909 35HB 10597, 0907 35HT 10521



DETAIL A
SCALE 3:8

5	2	8447	-	REV	SCREW PHILLIPS C/S S/S#6-32 x 3/8" LONG
4	1	4188	-	REV 0	REED SWITCH
3	1	-	99-12289	REV 0	MOUNT, DOOR SENSOR
2	1	8493	99-8028	REV 1	INSULATION BOOT
1	1	NA	99-9904	REV 8	SHELL ASSEMBLY, w. INSULATION
ITEM	QTY	PART	DRAWING	DESCRIPTION	

FOR CLARIFICATION PURPOSES
SOME ITEMS ARE OMITTED
FROM THE DRAWING

NOTE:
 * REMOVE ALL BURRS, SHARP EDGES AND CORNERS.
 * UNLESS OTHERWISE SPECIFIED, AFTER-BEND DIMENSIONS ARE:
 - OD (OUTSIDE DIMENSION) FOR 90° BENDS AND MORE.
 - ID (INSIDE DIMENSION) FOR BENDS LESS THAN 90°
 - HAVE A TOLERANCE OF ±0.031

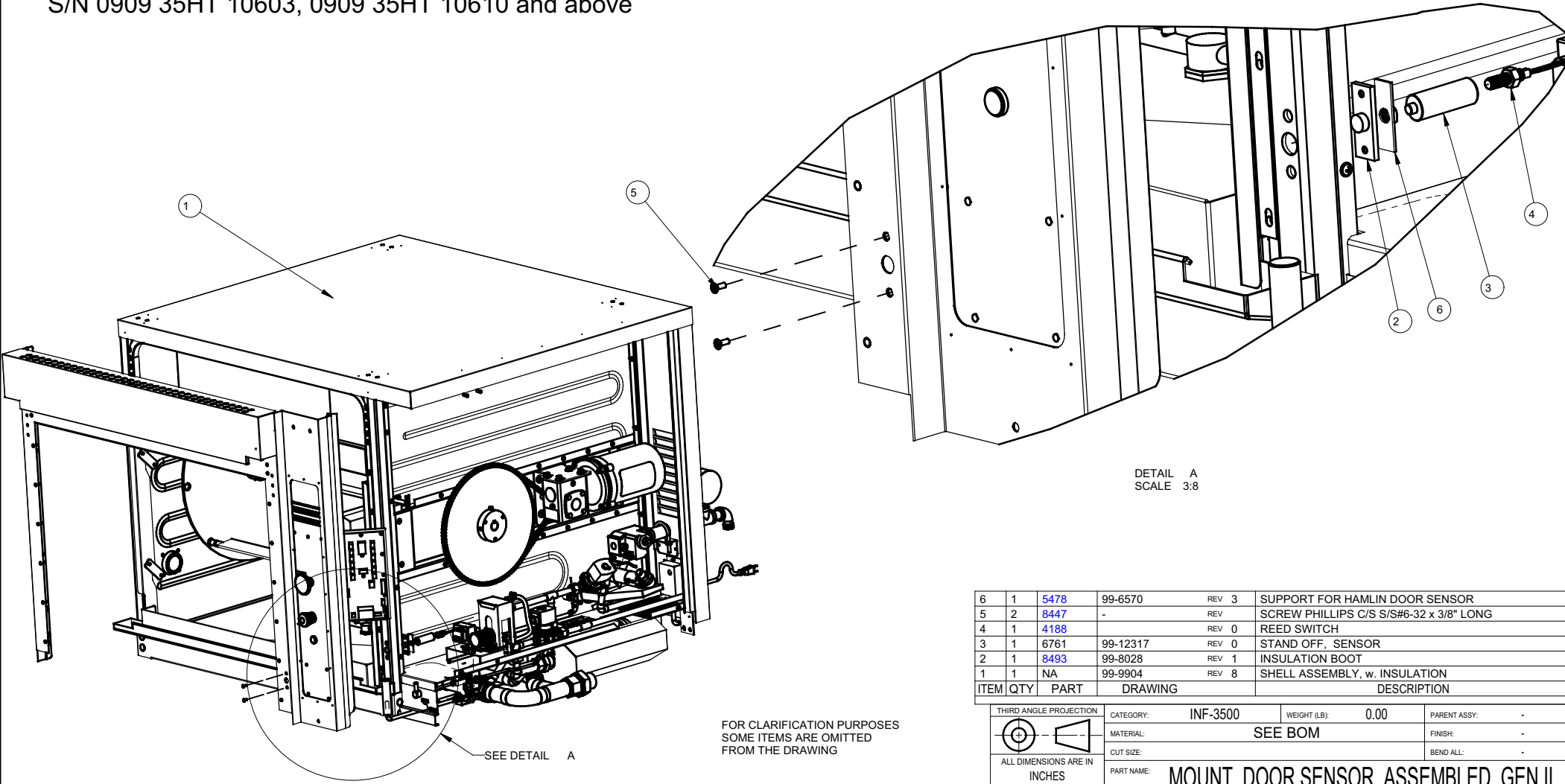
THIRD ANGLE PROJECTION		CATEGORY: INF-3500	WEIGHT (LB): 0.00	PARENT ASSY: -
		MATERIAL: SEE BOM		FINISH: -
ALL DIMENSIONS ARE IN INCHES		CUT SIZE:		BEND ALL: -
UNLESS SPECIFIED OTHERWISE TOLERANCES ARE:		PART NAME: MOUNT, DOOR SENSOR, ASSEMBLED GEN I		
FRACTIONS: ±1/32		DRAWN BY: M. DUTCHEVICI	PART NO:	DRAWING NO: 99-12293
ANGLE: ±1°		APPROVED BY:		
BLANK: X: ±0.1		DATE: 10 JUL 09	SCALE: 1:32	PAPER SIZE: B SHEET: 1 OF 1
XX: ±0.01		HARDT EQUIPMENT MANUFACTURING INC. 1756 50 AVE. LACHINE, QUEBEC, CANADA H8T 2V5 TEL: (514) 631-7271 FAX: (514) 631-7172		
XXX: ±0.005				

THINK SAFETY - REMOVE ALL BURRS, SHARP EDGES AND CORNERS

THE FLAT VIEW IS SHOWN FOR REFERENCE ONLY, THE VENDOR IS RESPONSIBLE FOR PROVIDING THE CORRECT FLAT IN ORDER TO OBTAIN THE FINISHED PART AS DIMENSIONED.

REV	DESCRIPTION	BY	DATE
0	ORIGINAL RELEASE	RH	23-SEP-09

This system applies to all units with
S/N 0909 35HT 10603, 0909 35HT 10610 and above



DETAIL A
SCALE 3:8

ITEM	QTY	PART	DRAWING	REV	DESCRIPTION
6	1	5478	99-6570	REV 3	SUPPORT FOR HAMLIN DOOR SENSOR
5	2	8447	-	REV	SCREW PHILLIPS C/S S/S#6-32 x 3/8" LONG
4	1	4188	-	REV 0	REED SWITCH
3	1	6761	99-12317	REV 0	STAND OFF, SENSOR
2	1	8493	99-8028	REV 1	INSULATION BOOT
1	1	NA	99-9904	REV 8	SHELL ASSEMBLY, w. INSULATION

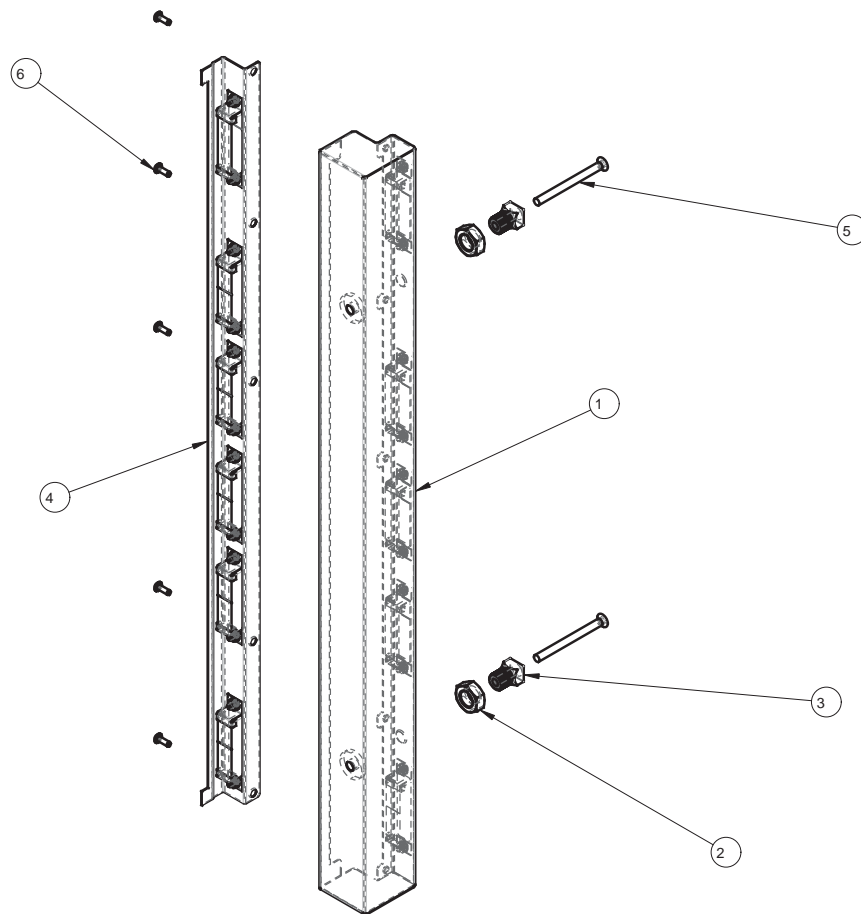
FOR CLARIFICATION PURPOSES
SOME ITEMS ARE OMITTED
FROM THE DRAWING

SEE DETAIL A

NOTE:
 * REMOVE ALL BURRS, SHARP EDGES AND CORNERS.
 * UNLESS OTHERWISE SPECIFIED, AFTER-BEND DIMENSIONS ARE:
 - OD (OUTSIDE DIMENSION) FOR 90° BENDS AND MORE.
 - ID (INSIDE DIMENSION) FOR BENDS LESS THAN 90°
 - HAVE A TOLERANCE OF ±0.031

THIRD ANGLE PROJECTION		CATEGORY: INF-3500	WEIGHT (LB): 0.00	PARENT ASSY: -
ALL DIMENSIONS ARE IN INCHES		MATERIAL: SEE BOM		FINISH: -
UNLESS SPECIFIED OTHERWISE TOLERANCES ARE:		CUT SIZE:		BEND ALL: -
FRACTIONS: ±1/32		PART NAME: MOUNT, DOOR SENSOR, ASSEMBLED, GEN II		
ANGLE: ±1°		DRAWN BY: R.Hannaby	PART NO:	DRAWING NO: 99-12417
BLANK: X: ±0.1		APPROVED BY:		
XX: ±0.01		DATE: 10 JUL 09	SCALE: 1:32	PAPER SIZE: B
XXX: ±0.005		SHEET: 1 OF 1		
		HARDT EQUIPMENT MANUFACTURING INC. 1756 50 AVE. LACHINE, QUEBEC, CANADA H8T 2V5 TEL: (514) 631-7271 FAX: (514) 631-7172		

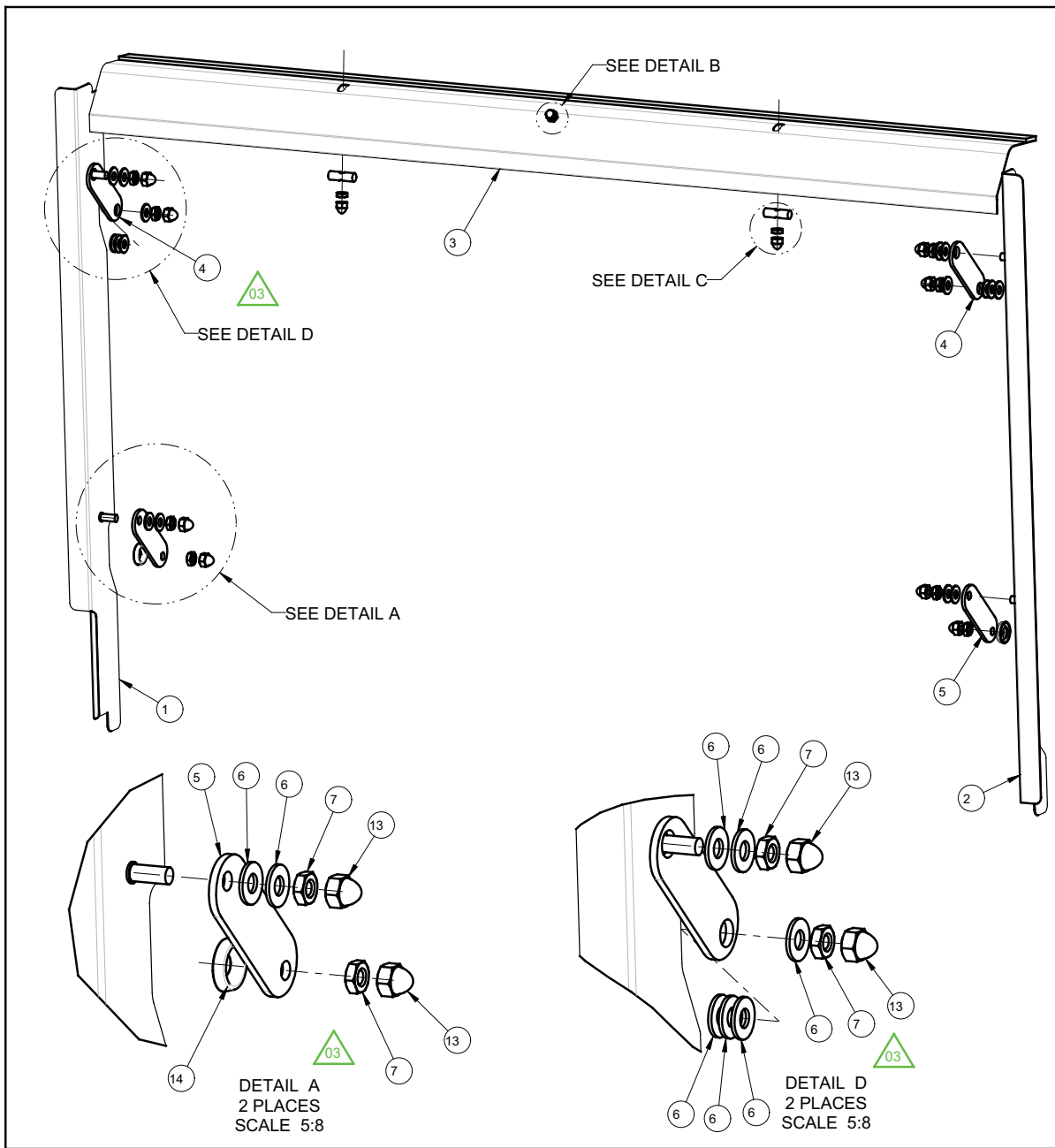
REV	DESCRIPTION	CCR	BY	DATE
0	ORIGINAL RELEASE		-	-
1	#5364		MD	19 JUN 09
2	#5545		MD	02 OCT 09
3	#5964		NL	01JUL-10
04	REVISED 99-8559, REPLACE 99-11888 WITH 99-13212	#2238	RD	2015-04-30



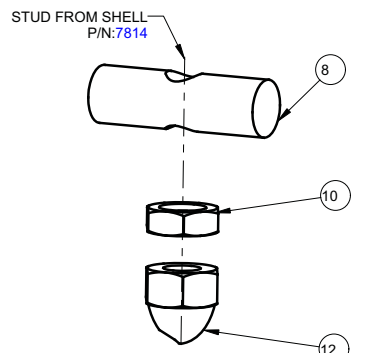
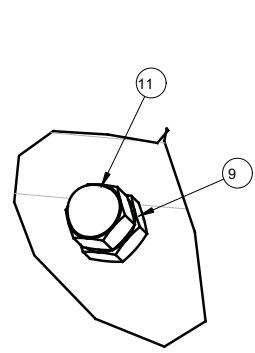
6	5	8198	0128163	REV -	SCREW PAN PHIL SS 8 -32 X 1/2
5	2	8590	-	REV	SCREW PHILLIPS C/S S/S1/4-20 x 3" LONG
4	1	99-13212	99-13212	REV 02	ASSEMBLY, INNER SIDE CLADDING - WITH MAGNET
3	2	6779	99-12207	REV 2	BUSHING, HANDLE WITH THREAD - SQ. HEAD
2	2	8300		REV	HEX JAM NUT 5/8-18UNF, ZN PL
1	1	5988	99-8559	REV 05	CLADDING, HANDLE, OUTER SIDE, SUBASSY
ITEM	QTY	PART	DRAWING		DESCRIPTION

04

THIRD ANGLE PROJECTION	CATEGORY: BLAZE	WEIGHT (LB): 35.36	PARENT ASSY: -
	MATERIAL: SEE BOM	FINISH: -	
	CUT SIZE:	BEND ALL: -	
ALL DIMENSIONS ARE IN INCHES UNLESS SPECIFIED OTHERWISE TOLERANCES ARE:	PART NAME: KIT, DOOR CLADDING, HANDLE SIDE		
FRACTIONS: ±1/32	DRAWN BY: R.DIMITROV	PART NO: 6683	DRAWING NO: 99-11891
ANGLE: ±1°	APPROVED BY:		
BLANK: .X: ±0.1	DATE: 20-MAR-09	SCALE: 1:4	PAPER SIZE: B SHEET: 1 OF 1
.XX: ±0.01	HARDT EQUIPMENT MANUFACTURING INC.		
.XXX: ±0.005	1756 50 AVE. LACHINE, QUEBEC, CANADA H8T 2V5 TEL: (514) 631-7271 FAX: (514) 631-7172		



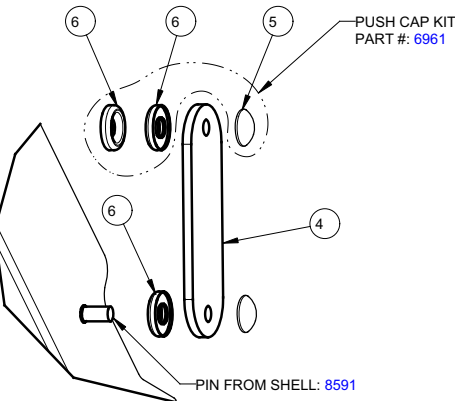
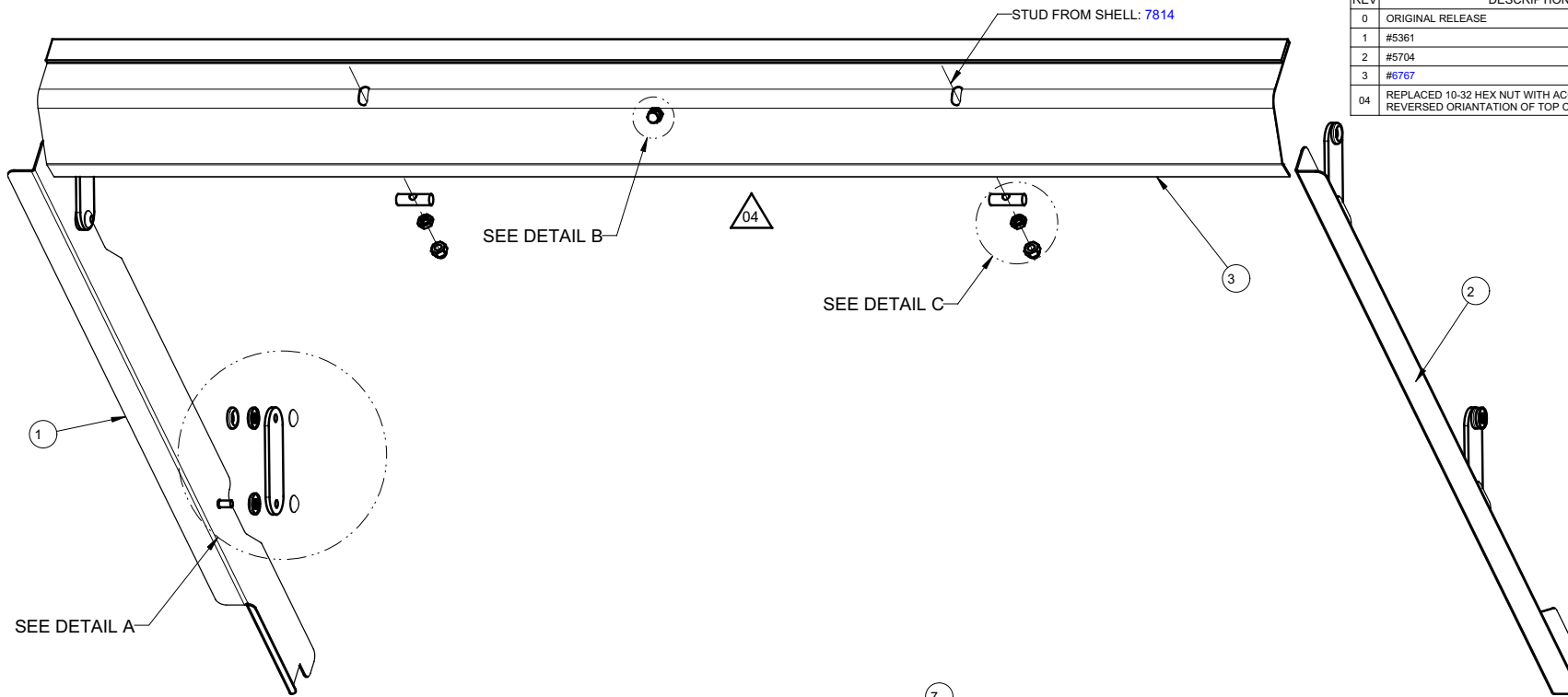
REV	DESCRIPTION	ECO	BY	DATE
00	ORIGINAL RELEASE	-	KR	30-APR-12
01	#7430		ZL	02-NOV-12
02	REPLACED NUT WITH ACORN NUT (P/N 8614), ADDED MORE FLAT WASHERS	#2205	ZL	18-MAR-15
03	ADD 4 WASHER (2 PER SIDE). REMOVE 2 OF ITEM #8568 (1 PER SIDE) MOVE A WASHER FROM BOTTOM CONNECTION TO TOP ONE	#2351	RD	2015-11-02



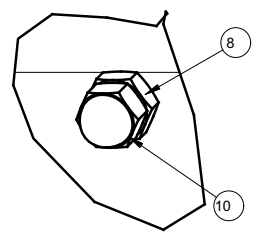
ITEM	QTY	PART	DRAWING	DESCRIPTION
14	2	8568		WASHER CUP S/S 1/4"
13	8	8626		ACORN NUT 1/4-20, BRASS CROME PLATED
12	2	8614		ACORN NUT 10-32, SS
11	1	20512		ACORN NUT 8-32, S/S
10	2	8445		HEX NUT 10-32, SS
9	1	3796		HEX NUT 8-32, SS
8	2	11787	99-11465	PIN, TOP SEAL, DOOR
7	8	8625		HEX NUT 1/4-20 BRASS CROME PLATED
6	16	8290		WASHER, FLAT, S/S, 1/4"
5	2	99-14340	99-14340	BRACKET, LINK, SEAL KIT
4	2	99-14237	99-14237	BRACKET, LINK, SEAL KIT
3	1	6696	99-10779	CHANNEL WELDMENT, SEAL KIT, TOP
2	1		99-14531	CHANNEL, RIGHT, DOOR SEAL KIT
1	1		99-14530	CHANNEL, LEFT, DOOR SEAL KIT

THIRD ANGLE PROJECTION	CATEGORY: -	WEIGHT (LB): 5.28	PARENT ASSY: -
MATERIAL: SEE BOM	FINISH: -		
PART NAME: KIT, DOOR SEAL			
DRAWN BY: ZHANBO LI	PART NO:	DRAWING NO: 99-14529	
APPROVED BY:			
DATE: 30-APR-12	SCALE: 1:4	PAPER SIZE: B	SHEET: 1 OF 1
HARDT Responsive, Reliable Solutions		HARDT EQUIPMENT MANUFACTURING INC TEL: (514) 631-7271 FAX: (514) 631-7172	

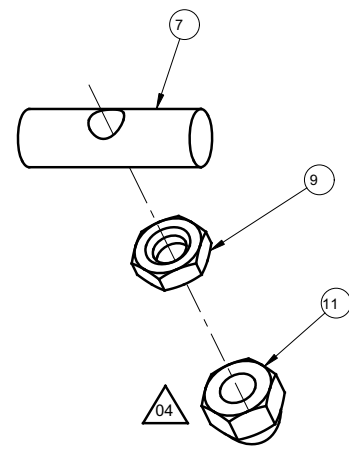
REV	DESCRIPTION	CCR	BY	DATE
0	ORIGINAL RELEASE		NL	25-MAR-09
1	#5361		ZL	17-JUN-09
2	#5704		MD	04-FEB-10
3	#6767		RD	20-DEC-11
04	REPLACED 10-32 HEX NUT WITH ACORN NUT REVERSED ORIENTATION OF TOP CHANNEL	#2239	ZL	2015-05-01



DETAIL A
4 PLACES
SCALE 5:8



DETAIL B
SCALE 3:2

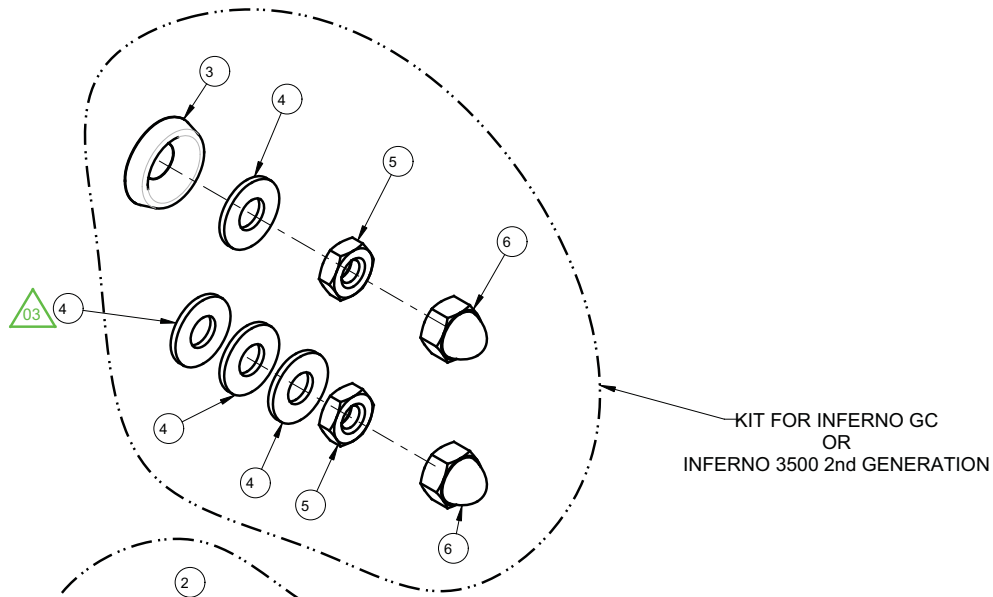


DETAIL C
SCALE 3:2

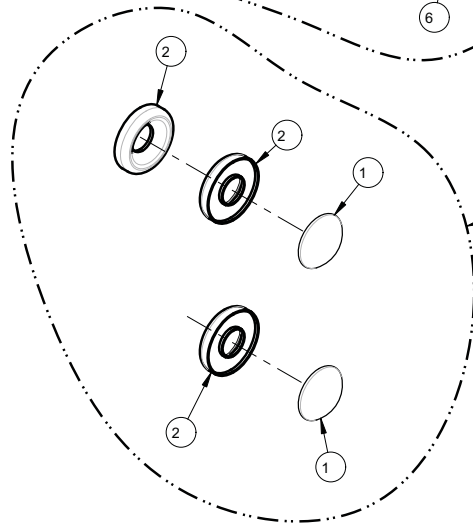
ITEM	QTY	PART	DRAWING	DESCRIPTION
11	2	8614	-	ACORN NUT 10-32, SS
10	1	20512	-	ACORN NUT 8-32, S/S
9	2	8445	-	HEX NUT 10-32, SS
8	1	3796	-	HEX NUT 8-32, SS
7	2	11787	99-11465	PIN, TOP SEAL, DOOR
6	10	8279	-	WASHER S/S OPEN CUP NO. 10
5	8	8535	8535	PUSH CAP NUT S/S 3/16 W/WASHER INSERT
4	4	6697	99-10780	BRACKET, LINK, SEAL KIT
3	1	6696	99-10779	CHANNEL WELDMENT, SEAL KIT, TOP
2	1	6695	99-10267	CHANNEL, RIGHT, DOOR SEAL KIT
1	1	6694	99-10266	CHANNEL, LEFT, DOOR SEAL KIT

THIRD ANGLE PROJECTION		CATEGORY:	INF 3500	WEIGHT (LB):	5.18	PARENT ASSY:	-
		MATERIAL:	SEE BOM		FINISH:	-	
ALL DIMENSIONS ARE IN INCHES UNLESS SPECIFIED OTHERWISE TOLERANCES ARE: FRACTIONS: ±1/32 ANGLE: ±1° BLANK .X: ±0.05 .XX: ±0.015 .XXX: ±0.005		PART NAME:	KIT, DOOR SEAL				
DRAWN BY:		ZHANBO LI	PART NO:		6693	DRAWING NO:	
APPROVED BY:						99-11919	
DATE:		25-MAR-09	SCALE:		5:16	PAPER SIZE:	B
						SHEET:	
						1 OF 1	
		HARDT HARDT EQUIPMENT MANUFACTURING INC Responsive, Reliable Solutions TEL: (514) 631-7271 FAX: (514) 631-7172					

REV	DESCRIPTION	CCR	BY	DATE
0	ORIGINAL RELEASE	#1723	PGS	14-FEB-13
01	ADD WASHER #8290	#2096	RD	28-JUL-14
02	RELOCATE A WASHER #8290		RD	30-MAR-15
03	ADD A WASHER	#2351	RD	2015-11-02



KIT FOR INFERNO GC
OR
INFERNO 3500 2nd GENERATION



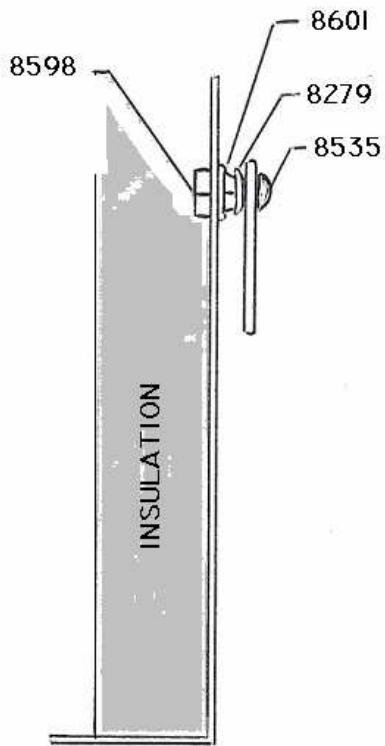
KIT FOR INFERNO 3500 1ST GENERATION

6	2	8626	-	REV -	ACORN NUT 1/4-20, BRASS CROME PLATED
5	2	8625	-	REV	HEX NUT 1/4-20 BRASS CROME PLATED
4	4	8290	-	REV	WASHER, FLAT, S/S, 1/4"
3	1	8568	-	REV	WASHER CUP S/S 1/4"
2	3	8279	-	REV	WASHER S/S OPEN CUP NO. 10
1	2	8535	8535	REV 0	PUSH CAP NUT S/S 3/16 W/WASHER INSERT
ITEM	QTY	PART	DRAWING		DESCRIPTION

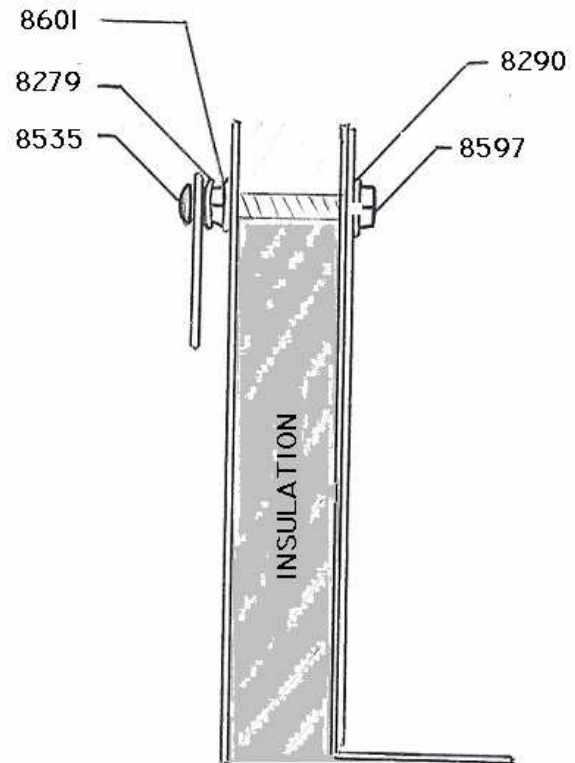
THIRD ANGLE PROJECTION		CATEGORY: INF-GC/3500	WEIGHT (LB): 0.12	PARENT ASSY: -
		MATERIAL: SEE BOM	FINISH: -	
PART NAME: UNIVERSAL SEAL KIT, HARDWARE REPLACEMENT SET				
ALL DIMENSIONS ARE IN INCHES UNLESS SPECIFIED OTHERWISE. TOLERANCES ARE: FRACTIONS: ±1/32 ANGLE: ±1° BLANK: .X: ±0.05 .XX: ±0.015 .XXX: ±0.005		DRAWN BY: R.DIMITROV	PART NO: 99-14898	DRAWING NO: 99-14898
		APPROVED BY:	DATE: 14-FEB-13	SCALE: 1:1 PAPER SIZE: B SHEET: 1 OF 1
			HARDT EQUIPMENT MANUFACTURING INC TEL: (514) 631-7271 FAX: (514) 631-7172	

INFERNO 3500 DOOR SEAL STUD REPAIR

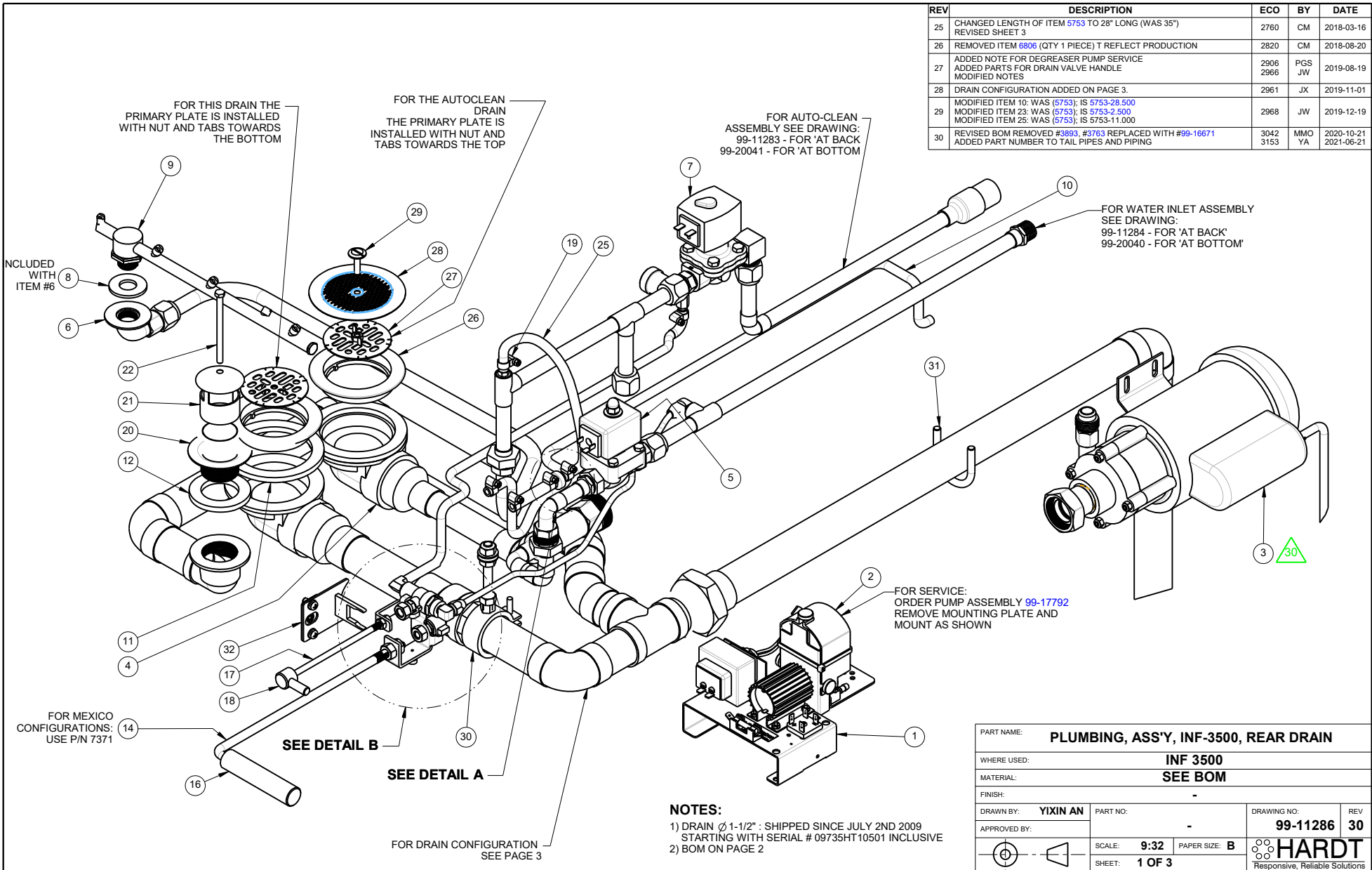
SPIT SUPPORT SIDE



DRIVE SIDE



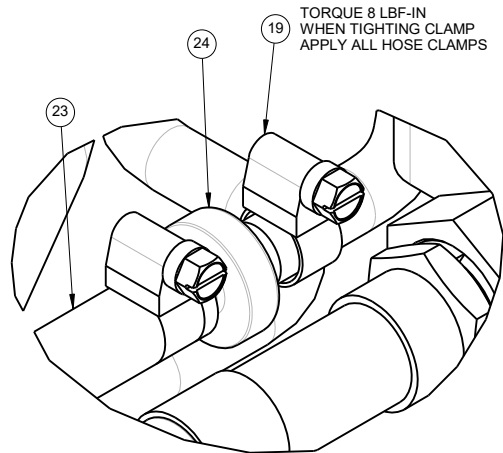
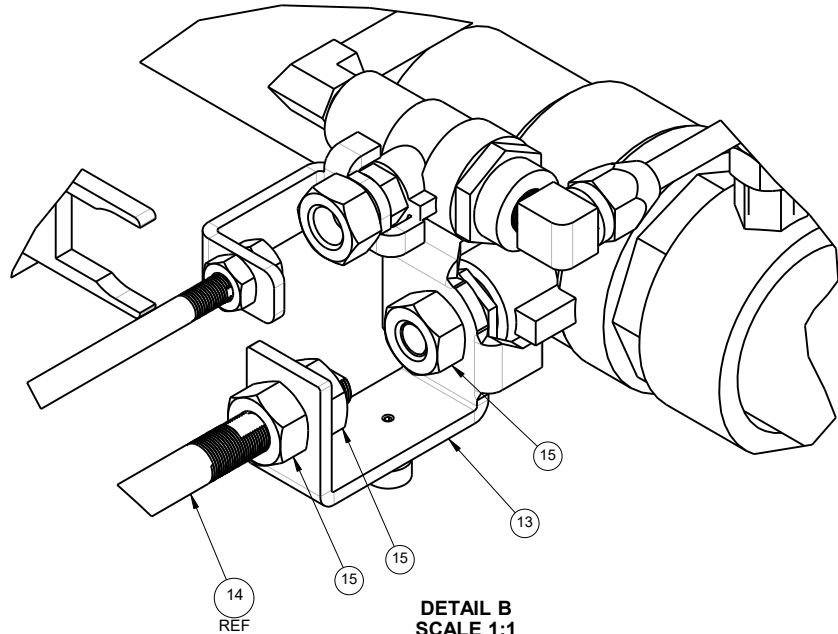
REV	DESCRIPTION	ECO	BY	DATE
25	CHANGED LENGTH OF ITEM 5753 TO 28" LONG (WAS 35") REVISED SHEET 3	2760	CM	2018-03-16
26	REMOVED ITEM 6806 (QTY 1 PIECE) T REFLECT PRODUCTION	2820	CM	2018-08-20
27	ADDED NOTE FOR DEGREASER PUMP SERVICE ADDED PARTS FOR DRAIN VALVE HANDLE MODIFIED NOTES	2906 2966	PGS JW	2019-08-19
28	DRAIN CONFIGURATION ADDED ON PAGE 3.	2961	JX	2019-11-01
29	MODIFIED ITEM 10: WAS (6753); IS 5753-28.500 MODIFIED ITEM 23: WAS (6753); IS 5753-2.500 MODIFIED ITEM 25: WAS (6753); IS 5753-11.000	2968	JW	2019-12-19
30	REVISED BOM REMOVED #3893, #3763 REPLACED WITH #99-16671 ADDED PART NUMBER TO TAIL PIPES AND PIPING	3042 3153	MMO YA	2020-10-21 2021-06-21



NOTES:

- 1) DRAIN \varnothing 1-1/2" : SHIPPED SINCE JULY 2ND 2009 STARTING WITH SERIAL # 09735HT10501 INCLUSIVE
- 2) BOM ON PAGE 2

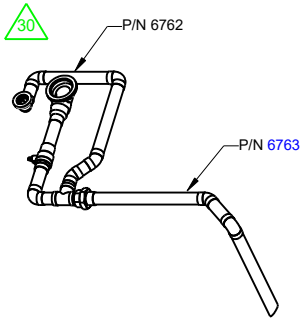
PART NAME: PLUMBING, ASS'Y, INF-3500, REAR DRAIN			
WHERE USED: INF 3500			
MATERIAL: SEE BOM			
FINISH: -			
DRAWN BY: YIXIN AN	PART NO: -	DRAWING NO: 99-11286	REV: 30
APPROVED BY:	-		
SCALE: 9:32		PAPER SIZE: B	
SHEET: 1 OF 3		 HARDT Responsive, Reliable Solutions	



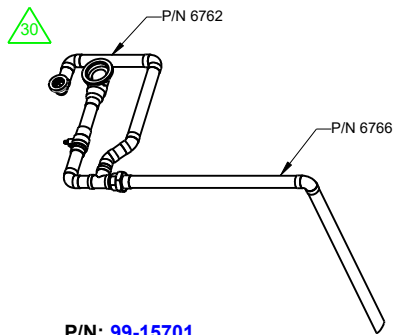
32	1	6939	SENSOR SUPPORT ASSY	
31	1	99-21042	U-BOLT 5/16-18 x 1-3/4" ID (w/o NUTS)	99-21042
30	1	6773.KIT	KIT, CLAMPING HANGER	6773.KIT
29	1	8593	SCREW SLOTTED EXTRA WIDE S/S 1/4-20 x 1	
28	1	6760	STRAINER SECONDARY PLATE	
27	2	6825	PLATE, PRIMARY, DRAIN, WELDMENT	
26	2	7060	DRAIN CLAMP RING 2-1/2"	7060
25	1	5753-11.000	HOSE SUPRENE 1/4"ID X 1/2"OD X 11" LONG	5753-11.000
24	1	6870	CHECK VALVE 1/4" POLYPROPYLENE/KYNAR	
23	1	5753-2.500	HOSE SUPRENE 1/4"ID X 2 1/2" LONG	5753-2.500
22	1	8536	SCREW HEX CAP S/S 1/4-20X3-1/2" PARTIALLY THREADED	8536
21	1	6681	COVER, OVERFLOW , ASSY	
20	1	3614.3500	STRAINER AND OVERFLOW ASSEMBLY	3614.3500
19	6	3857	CLAMP HOSE, S/S, 7/32"WIDE x 5/8"ID	3857
18	1	6634.METAL	KNOB , WATER VALVE, CASTED	
17	1	6654	STEM, EXT. BAR ASSY, WATER INLET VALVE, I-3500	
16	1	6656	HANDLE, DRAIN VALVE, S/S	
15	3	8285	HEX NUT 3/8-16, S/S	8285
14	1	6655	STEM, EXT. BAR ASSY, WATER DRAIN VALVE, I-3500	
13	1	6755.ASSY	BRACKET, w. MAGNET, ASSY	
12	1	3732	DRAIN GASKET, HI TEMP., 1/4" THK	3732
11	1	3841	AUTOCLEAN DRAIN GASKET, HI TEMP.	3841
10	1	5753-28.500	HOSE SUPRENE 1/4"ID X 1/2"OD X 28" LONG	5753-28.500
9	1	3761	ROTARY ARM ASSEMBLY	
8	1	6806	SPRAY ARM GASKET, HI TEMP. GREY	
7	1	20267	SOLENOID VALVE	20267
6	1	6948	KIT, PLUMBING, AUTO-CLEAN W/GASKET	
5	1	20406	SOLENOID VALVE	20406
4	1	6947	KIT, PUMP RETURN W/GASKET	
3	1	99-16671	RECIRCULATION PUMP ASSEMBLY 100 -130V	99-16671
2	1	99-16964	DEGREASER PUMP WITH CABLE TIES 7.4" WHITE	99-17792
1	1	99-9895	DEGREASER PUMP ASSEMBLY	99-9895
ITEM	QTY	PART	DESCRIPTION	SERVICE NO



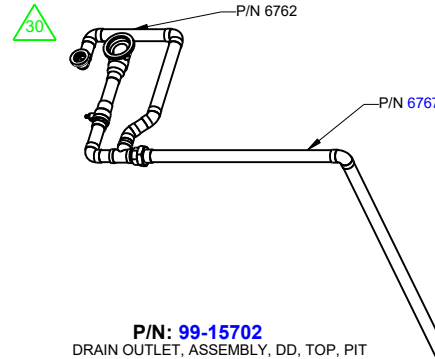
PART NAME: PLUMBING, ASS'Y, INF-3500, REAR DRAIN				
DRAWN BY: YIXIN AN	PART NO: -	DRAWING NO: 99-11286	REV NO: 30	
APPROVED BY:				
DATE: 2021-06-02	SCALE: 9:32	PAPER SIZE: B	SHEET: 2 OF 3	
HARDT Responsive, Reliable Solutions		HARDT EQUIPMENT MANUFACTURING INC. TEL: (514) 631-7271 FAX: (514) 631-7172		



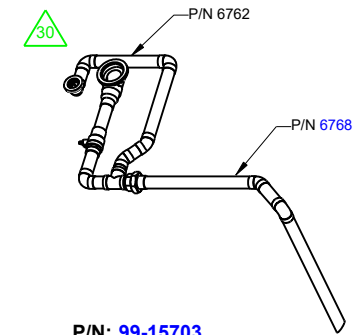
P/N: 99-15700
 DRAIN OUTLET, ASSEMBLY, REAR, SINGLE, PAIL
 INCLUDED WITHIN PART: 3841, 3732
 ORDER IF NEEDED: 7060, 3614.3500, 6951



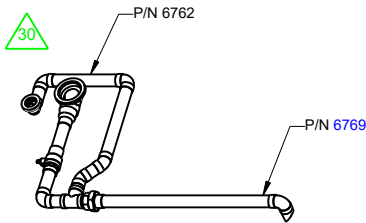
P/N: 99-15701
 DRAIN OUTLET, ASSEMBLY, REAR, SINGLE, PIT
 INCLUDED WITHIN PART: 3841, 3732
 ORDER IF NEEDED: 7060, 3614.3500, 6951



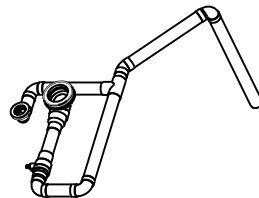
P/N: 99-15702
 DRAIN OUTLET, ASSEMBLY, DD, TOP, PIT
 INCLUDED WITHIN PART: 3841, 3732
 ORDER IF NEEDED: 7060, 3614.3500, 6951



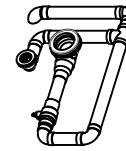
P/N: 99-15703
 DRAIN OUTLET, ASSEMBLY, DD, TOP, PAIL
 INCLUDED WITHIN PART: 3841, 3732
 ORDER IF NEEDED: 7060, 3614.3500, 6951



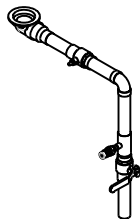
P/N: 99-15704
 DRAIN OUTLET, ASSEMBLY, DD, BOTTOM, PIT
 INCLUDED WITHIN PART: 3841, 3732
 ORDER IF NEEDED: 7060, 3614.3500, 6951



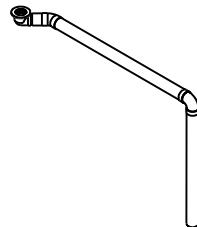
P/N: 6933
 DRAIN GREASE CADDY ASSY 1-1/2
 INCLUDED WITHIN PART: 3841, 3732, 7060
 ORDER IF NEEDED: 3614.3500, 6951



P/N: 6949
 DRAIN ASSEMBLY, GREASE SHUTTLE W/GASKET
 INCLUDED WITHIN PART: 3841, 3732, 7060
 ORDER IF NEEDED: 3614.3500, 6951



P/N: 99-14696
 DRAIN PLUMB. ASSY. W/QUICK CONNECT Ø 1-1/2
 ORDER IF NEEDED: 3841, 3732, 7060, 3614.3500, 6951



P/N: 99-14695
 OVERFLOW PLUMB. ASSY. TO CADDY Ø 1-1/2
 ORDER IF NEEDED: 3841, 3732, 7060, 3614.3500, 6951

DRAIN CONFIGURATIONS

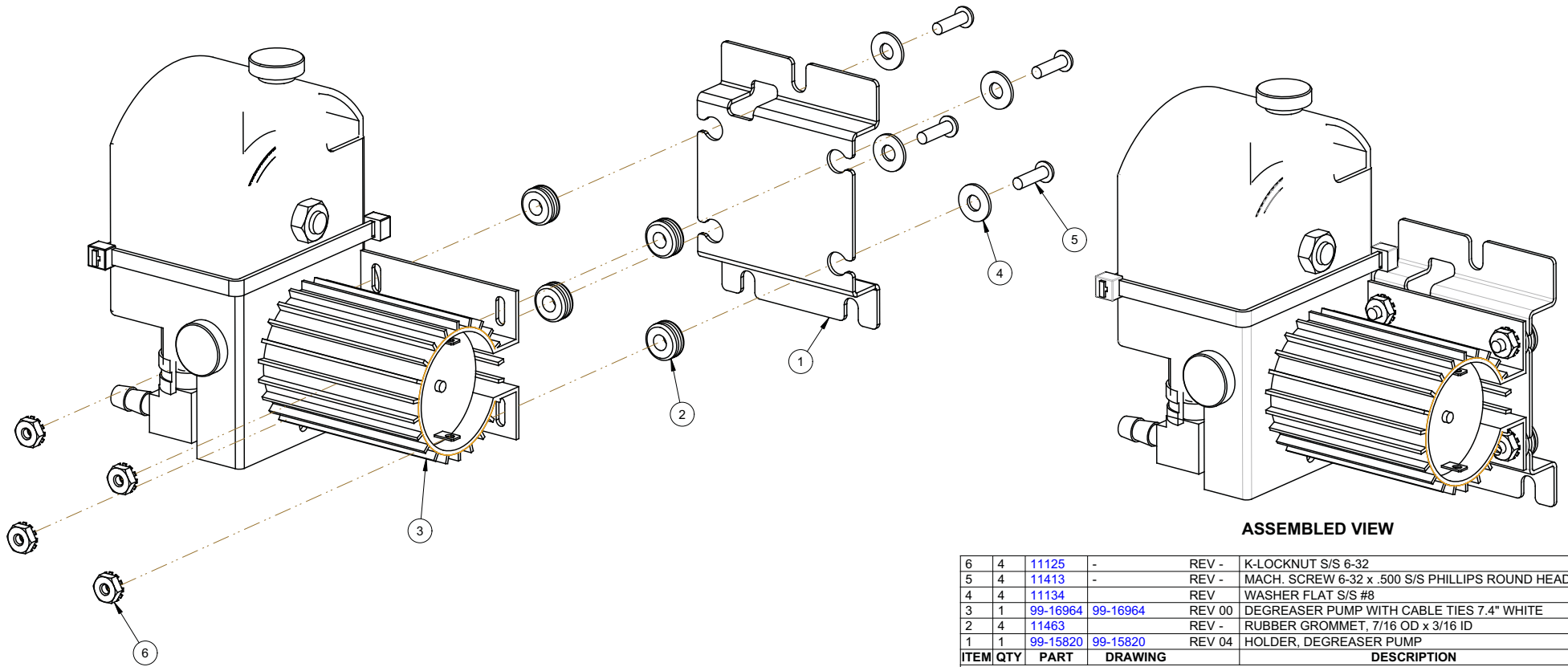
TABLE 1:

HARDWARE THAT MAY NEED TO BE ORDERED ALONG WITH EITHER ONE OF THE REAR DRAIN SHOWN HERE

P/N	DESCRIPTION	ITEM # ON PAGE 1 AND 2
3841	AUTOCLEAN DRAIN GASKET	11
3732	DRAIN GASKET	12
7060	DRAIN CLAMP RING	26
3614.3500	STRAINER AND OVERFLOW PIPE ASS'Y	20
6951	DRAIN REMOVAL TOOL 2-1/2 DRAIN	NOT SHOWN

PART NAME: PLUMBING, ASS'Y, INF-3500, REAR DRAIN			
DRAWN BY: YIXIN AN	PART NO: -	DRAWING NO: 99-11286	REV NO: 30
APPROVED BY:			
DATE: 2021-06-02	SCALE: 1:16	PAPER SIZE: B	SHEET: 3 OF 3
HARDT Responsive, Reliable Solutions		HARDT EQUIPMENT MANUFACTURING INC. TEL: (514) 631-7271 FAX: (514) 631-7172	

REV	DESCRIPTION	ECO	BY	DATE
00	ORIGINAL RELEASE	-	XZ	2019-01-16



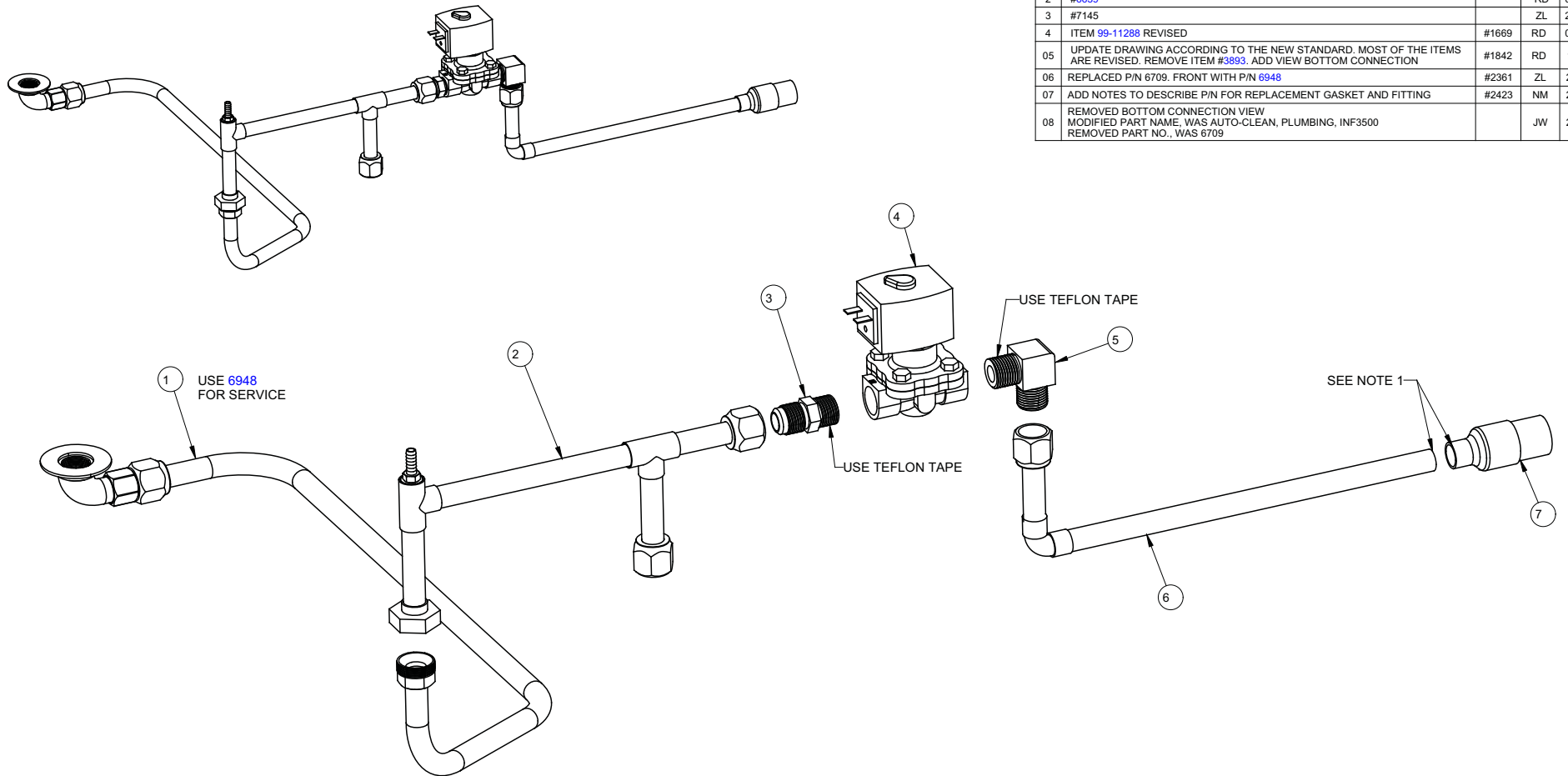
ASSEMBLED VIEW

ITEM	QTY	PART	DRAWING	DESCRIPTION
6	4	11125	-	REV - K-LOCKNUT S/S 6-32
5	4	11413	-	REV - MACH. SCREW 6-32 x .500 S/S PHILLIPS ROUND HEAD
4	4	11134	-	REV - WASHER FLAT S/S #8
3	1	99-16964	99-16964	REV 00 DEGREASER PUMP WITH CABLE TIES 7.4" WHITE
2	4	11463	-	REV - RUBBER GROMMET, 7/16 OD x 3/16 ID
1	1	99-15820	99-15820	REV 04 HOLDER, DEGREASER PUMP

ALL DIMENSIONS ARE IN INCHES

PART NAME:		DEGREASER PUMP SUB ASSEMBLY	
WHERE USED:		INF-GC, INF-4500	
MATERIAL:		SEE BOM	
FINISH:		N/A	
DRAWN BY:	XIN Z.	PART NO.:	99-17792
APPROVED BY:		DRAWING NO.:	99-17792
		REV:	00
		SCALE:	7:8
		PAPER SIZE:	B
		SHEET:	1 OF 1
		HARDT Responsive, Reliable Solutions	

REV	DESCRIPTION	ECO	BY	DATE
00	ORIGINAL RELEASE	-	JDP	20 OCT 08
1	#5711		MD	08 FEB 10
2	#6639		RD	04-NOV-11
3	#7145		ZL	23-MAY-12
4	ITEM 99-11288 REVISED	#1669	RD	05-NOV-12
05	UPDATE DRAWING ACCORDING TO THE NEW STANDARD. MOST OF THE ITEMS ARE REVISED. REMOVE ITEM #3893. ADD VIEW BOTTOM CONNECTION	#1842	RD	15-JUL-13
06	REPLACED P/N 6709. FRONT WITH P/N 6948	#2361	ZL	2015-12-07
07	ADD NOTES TO DESCRIBE P/N FOR REPLACEMENT GASKET AND FITTING	#2423	NM	2016-01-26
08	REMOVED BOTTOM CONNECTION VIEW MODIFIED PART NAME, WAS AUTO-CLEAN, PLUMBING, INF3500 REMOVED PART NO., WAS 6709		JW	2019-08-19



NOTES:

1. AFTER INSTALLATION INTO THE UNIT, THESE JOINTS TO BE SOLDERED TOGETHER USING REGULAR 50% TIN / 50% LEAD SOLDER.

ITEM	QTY	PART	DRAWING	REV	DESCRIPTION
7	1	99-11290	99-11290	REV 04	WELDMENT, AUTO-CLEAN, PLUMBING, AT BACK
6	1	99-11289	99-11289	REV 04	WELDMENT, AUTO-CLEAN, PLUMBING, REAR
5	1	3892	-	REV -	ELBOW BRASS 90 DEG 5/8" X 1/2" FLARE X MALE
4	1	20267	-	REV -	SOLENOID VALVE
3	1	3628	-	REV -	ADAPTER BRASS 5/8x1/2 FLARExMALE
2	1	99-11288	99-11288	REV 04	WELDMENT, AUTO-CLEAN, PLUMBING, MIDDLE
1	1	99-11287	99-11287	REV 05	WELDMENT, AUTO-CLEAN, PLUMBING, FRONT

ALL DIMENSIONS ARE IN INCHES

PART NAME: **AUTO-CLEAN, PLUMBING, AT BACK**

WHERE USED: **INF-3500**

MATERIAL: **SEE BOM**

FINISH: **-**

DRAWN BY: **JOEY W**

PART NO. **-**

DRAWING NO. **99-11283** REV **08**

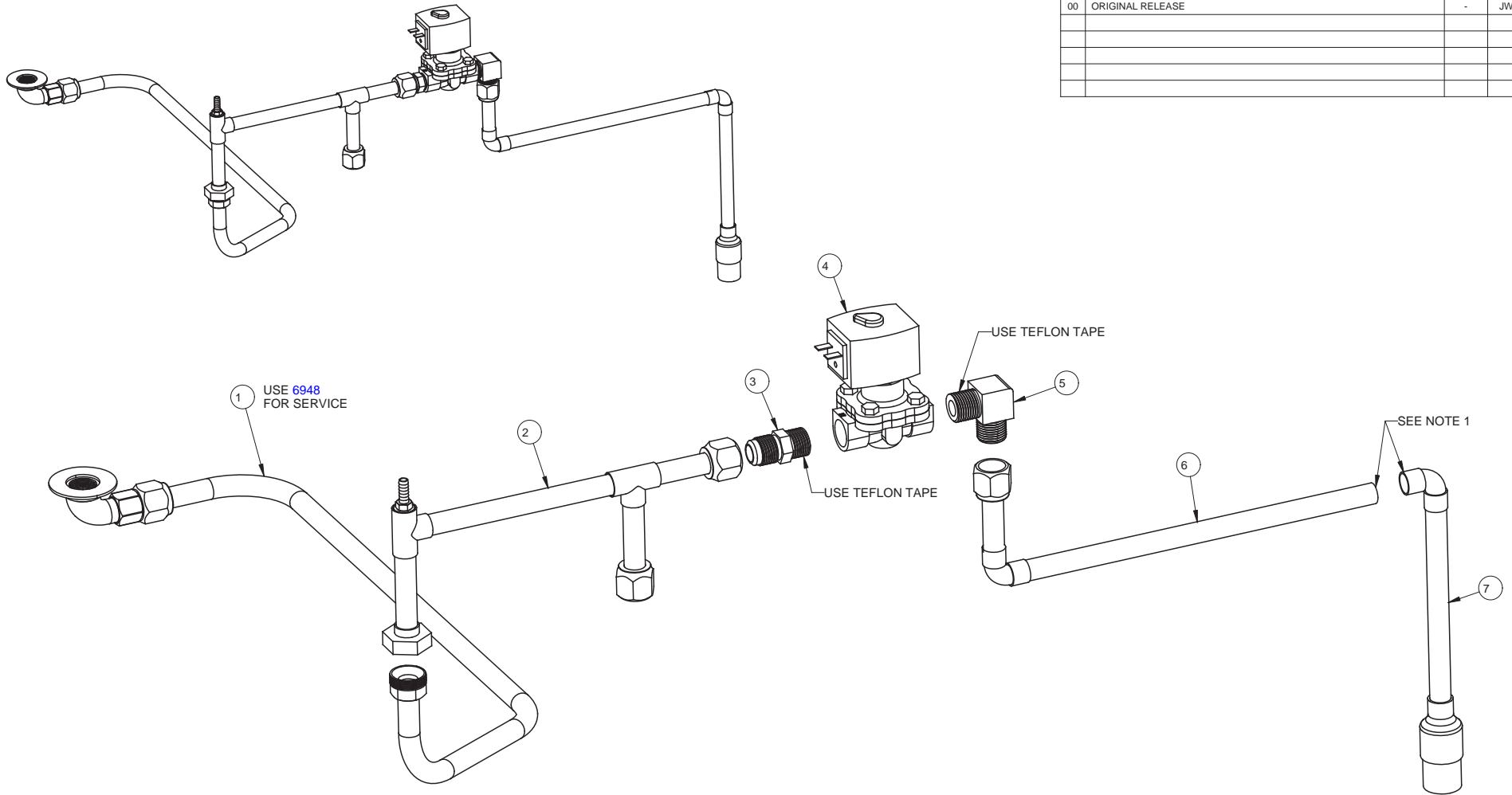
APPROVED BY:

SCALE: **11:32** PAPER SIZE: **B**

SHEET: **1 OF 1**



REV	DESCRIPTION	ECO	BY	DATE
00	ORIGINAL RELEASE	-	JW	2019-08-19



NOTES:
 1. AFTER INSTALLATION INTO THE UNIT, THESE JOINTS TO BE SOLDERED TOGETHER USING REGULAR 50% TIN / 50% LEAD SOLDER.

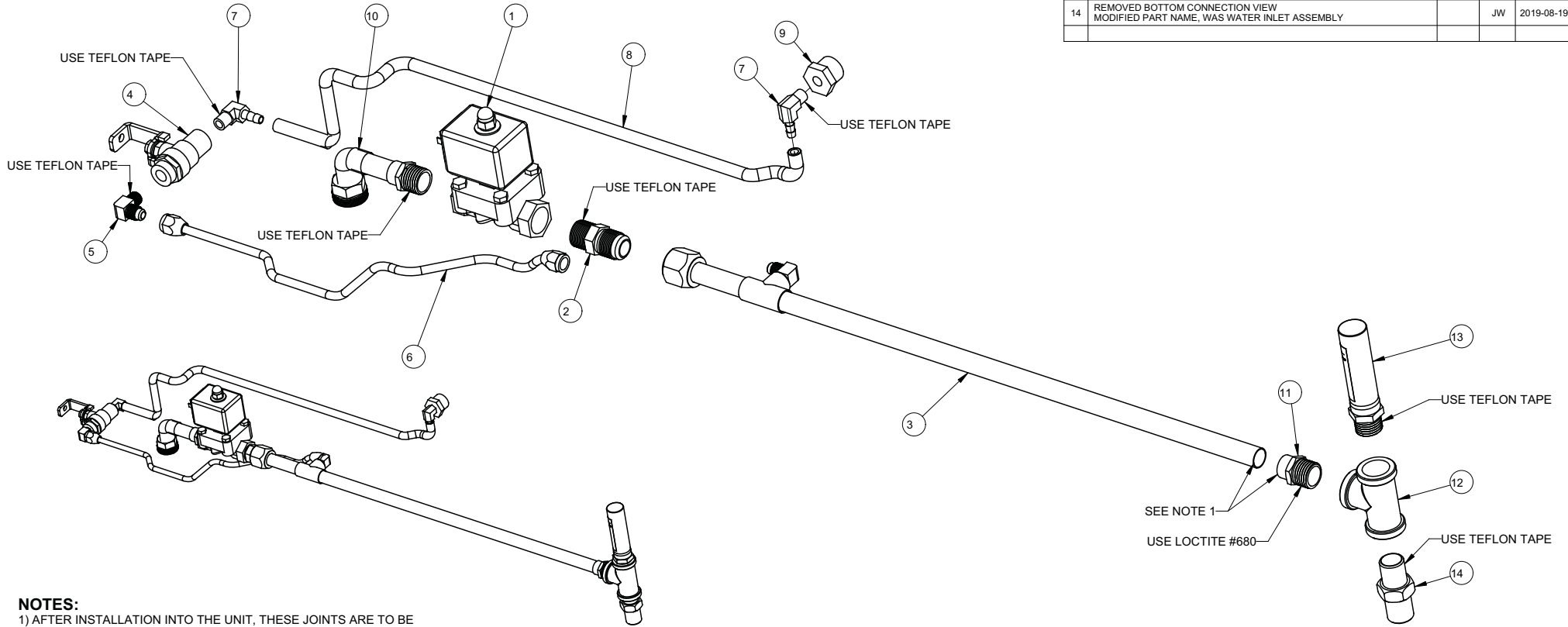
ITEM	QTY	PART	DRAWING	REV	DESCRIPTION
7	1	99-13230	99-13230	REV 02	WELDMENT, AUTO-CLEAN, PLUMBING, AT BOTTOM
6	1	99-11289	99-11289	REV 04	WELDMENT, AUTO-CLEAN, PLUMBING, REAR
5	1	3892	-	REV -	ELBOW BRASS 90 DEG 5/8" X 1/2" FLARE X MALE
4	1	20267	-	REV -	SOLENOID VALVE
3	1	3628	-	REV -	ADAPTER BRASS 5/8x1/2 FLARExMALE
2	1	99-11288	99-11288	REV 04	WELDMENT, AUTO-CLEAN, PLUMBING, MIDDLE
1	1	99-11287	99-11287	REV 05	WELDMENT, AUTO-CLEAN, PLUMBING, FRONT

ALL DIMENSIONS ARE IN INCHES

PART NAME:		AUTO-CLEAN, PLUMBING, AT BOTTOM	
WHERE USED:		INF-3500	
MATERIAL:		SEE BOM	
FINISH:		-	
DRAWN BY:	JOEY W	PART NO.:	-
APPROVED BY:		DRAWING NO.:	99-20041
		REV:	00
		SCALE:	11:32
		PAPER SIZE:	B
		SHEET:	1 OF 1



REV	DESCRIPTION	ECO	BY	DATE
10	ADD WATER HAMMER ARRESTER 1/2" AND FITTINGS	2508	RD	2016-07-12
11	REMOVED NOTE OF P/N 7388, ALSO REVISED DESCRIPTION	2519	ZL	2016-07-14
12	REPLACED PART 14002 WITH PART 7361 REVISED ASSEMBLY 99-14347	2562	CM	2016-10-14
13	REVISED PART 6932 REMOVED PART NUMBER	2841	FB	2018-08-24
14	REMOVED BOTTOM CONNECTION VIEW MODIFIED PART NAME, WAS WATER INLET ASSEMBLY		JW	2019-08-19



NOTES:
 1) AFTER INSTALLATION INTO THE UNIT, THESE JOINTS ARE TO BE SOLDERED TOGETHER USING REGULAR 50% TIN / 50 % LEAD SOLDER.

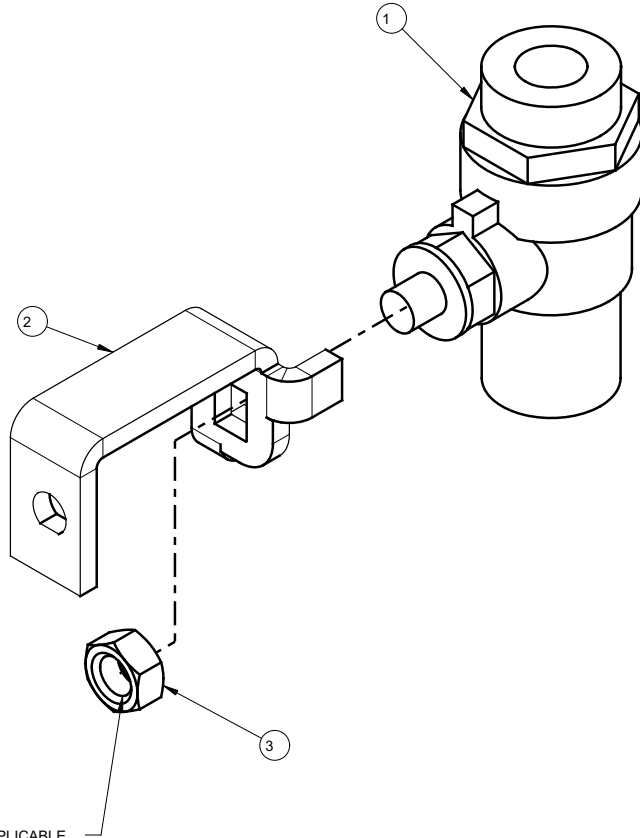
14	1	3911	-	REV -	NIPPLE HEX BRASS 1/2" x 1-1/2" LONG
13	1	14001	-	REV -	WATER HAMMER ARRESTER 1/2"
12	1	7361	-	REV -	TEE S/S 1/2" NPT
11	1	3629	-	REV -	ADAPTER COPPER 1/2" C x 1/2" NPT-MALE
10	1	6821	99-13582	REV 01	WATER INLET SOLENOID OUTPUT, ASSY
9	1	3895	-	REV -	REDUCER BUSHING BRASS 1/2" x 1/8" MALE x FEMALE
8	1	7388	99-14347	REV 04	HOSE ASSEMBLY, MANUAL WATER INLET VALVE TO WALL
7	2	3839	-	REV 0	BRASS 1/4" HOSE BARBx1/8" MALE NPT
6	1	6932	99-13148	REV 02	COPPER PIPE SOFT ROLL 1/4", ASSEMBLY
5	1	3889	-	REV -	ELBOW BRASS 90 DEG 1/4" x 1/8" FLARExMALE
4	1	6985	99-14410	REV 02	ASSY, INLET VALVE, 1/2"
3	1	-	99-15073	REV 00	COPPER PIPE, WATER INLET, ASSY
2	1	3628	-	REV -	ADAPTER BRASS 5/8x1/2 FLARExMALE
1	1	20406	-	REV -	SOLENOID VALVE

ALL DIMENSIONS ARE IN INCHES

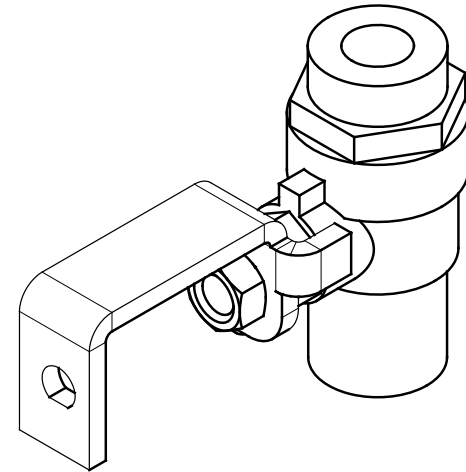
PART NAME:		WATER INLET ASSEMBLY, AT BACK	
WHERE USED:		INF-3500	
MATERIAL:		SEE BOM	
FINISH:		N/A	
DRAWN BY:	JOEY W	PART NO.:	-
APPROVED BY:		DRAWING NO.:	99-11284
		REV:	14
		SCALE:	11:32
		PAPER SIZE:	B
		SHEET:	1 OF 1

HARDT
 Responsive, Reliable Solutions

REV	DESCRIPTION	CCR	BY	DATE
0	ORIGINAL RELEASE	-	ZL	04-JAN-12
01	ITEM #99-8302 REVISED. UPDATE DRAWING ACCORDING THE NEW STANDARD	#1842	RD	11-JUL-13
02	- LOCTITE 680 APPLICATION TO NUT ON MANUAL VALVES - ADD NUT #40521	#1886	MN	17-JAN-14



02 IF APPLICABLE,
APPLY LOCTITE 680
TO THE INSIDE OF THE NUT

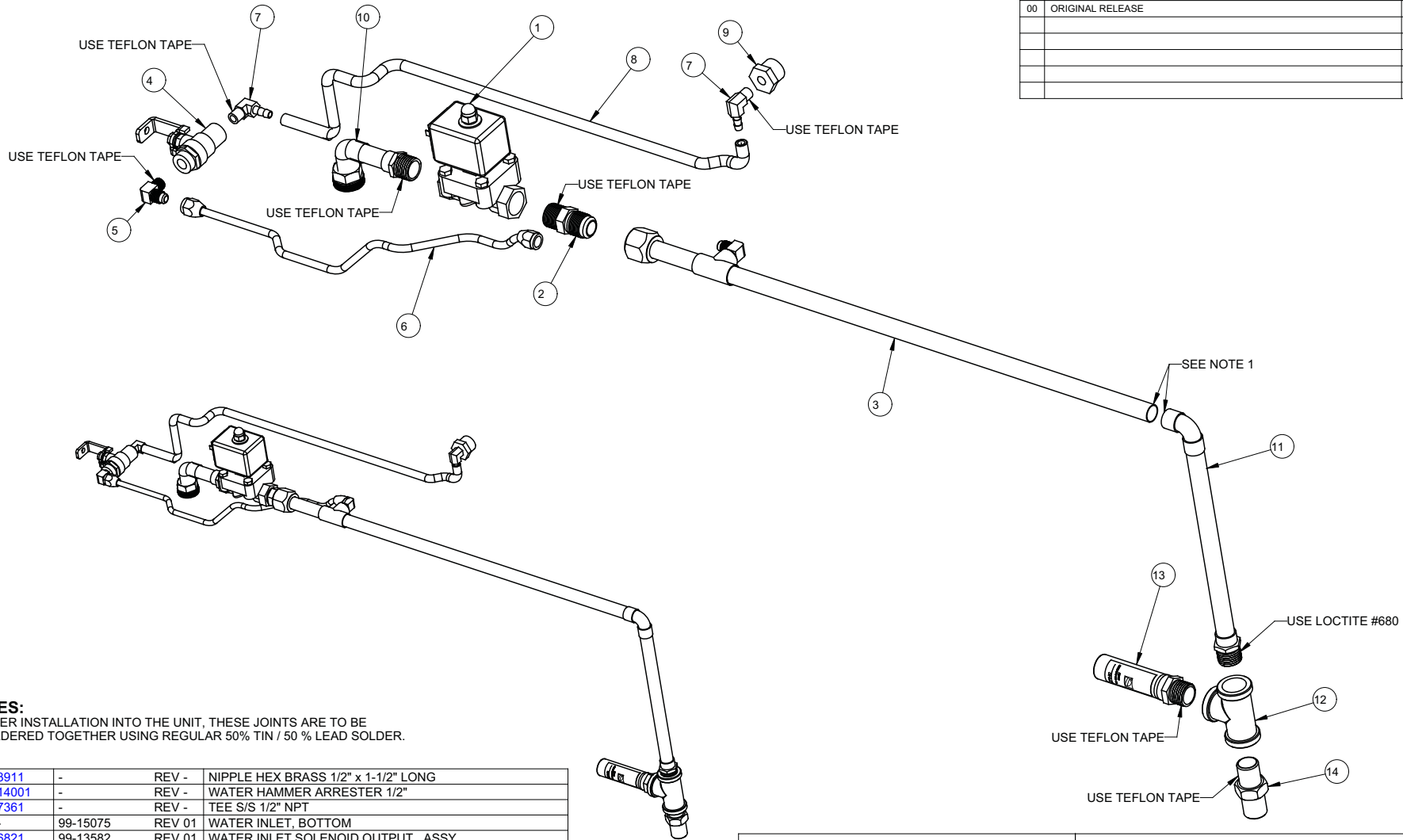


ASSEMBLED VIEW

ITEM	QTY	PART	DRAWING	DESCRIPTION
3	1	40521	-	HEX NUT S/S M6
2	1	6634.BRACKET	99-8302 REV 5	BRACKET, EXT. BAR ASSY, WATER INLET VALVE
1	1	6708.VALVE	-	VALVE BALL BRASS 1/2" 400LBS WOG SWTxSWT

THIRD ANGLE PROJECTION		CATEGORY: INF-3500	WEIGHT (LB): 0.39	PARENT ASSY: -
		MATERIAL: SEE BOM	FINISH: -	
PART NAME:		ASSY, INLET VALVE, 1/2"		
DRAWN BY: MEISSA N.		PART NO: 6985	DRAWING NO: 99-14410	
APPROVED BY:		DATE: 04-JAN-12	SCALE: 3:2	PAPER SIZE: B SHEET: 1 OF 1
		HARDT HARDT EQUIPMENT MANUFACTURING INC Responsive, Reliable Solutions TEL: (514) 631-7271 FAX: (514) 631-7172		

REV	DESCRIPTION	ECO	BY	DATE
00	ORIGINAL RELEASE	-	JW	2019-08-19



NOTES:
 1) AFTER INSTALLATION INTO THE UNIT, THESE JOINTS ARE TO BE SOLDERED TOGETHER USING REGULAR 50% TIN / 50 % LEAD SOLDER.

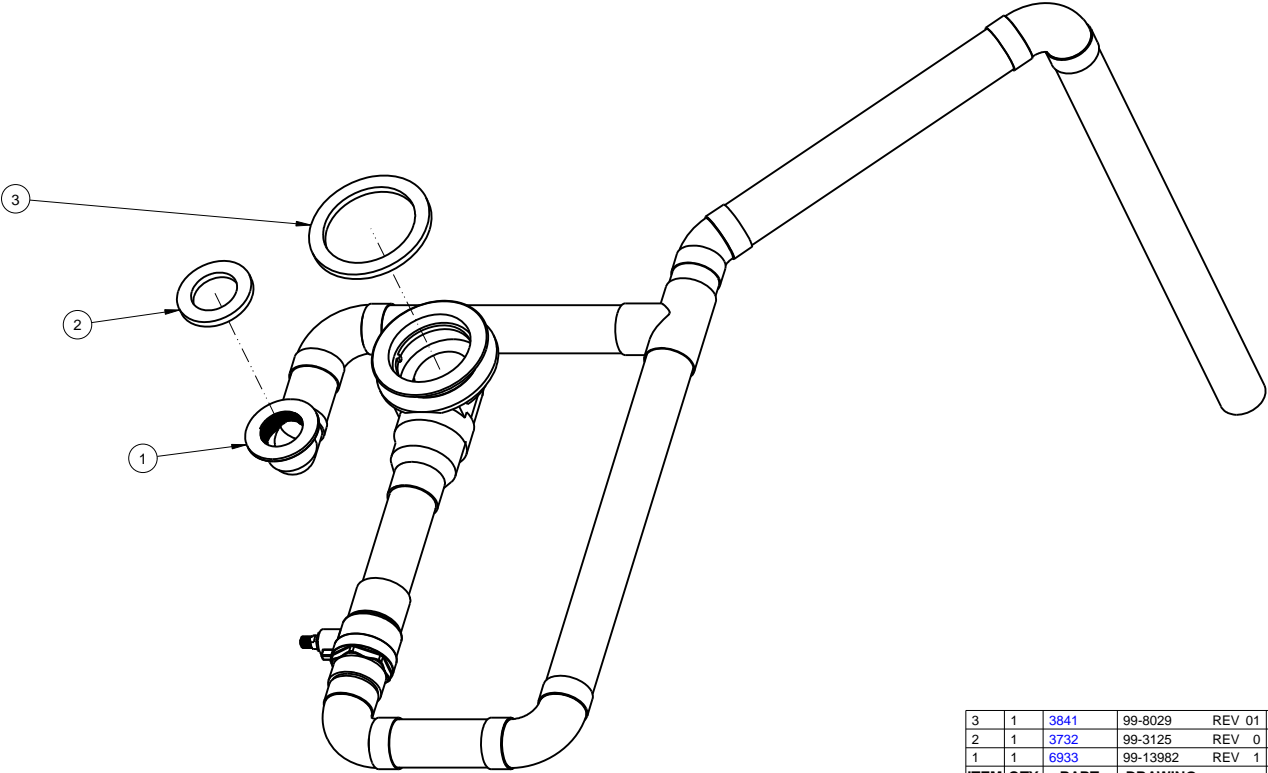
14	1	3911	-	REV -	NIPPLE HEX BRASS 1/2" x 1-1/2" LONG
13	1	14001	-	REV -	WATER HAMMER ARRESTER 1/2"
12	1	7361	-	REV -	TEE S/S 1/2" NPT
11	1	-	99-15075	REV 01	WATER INLET, BOTTOM
10	1	6821	99-13582	REV 01	WATER INLET SOLENOID OUTPUT, ASSY
9	1	3895	-	REV -	REDUCER BUSHING BRASS 1/2" x 1/8" MALE x FEMALE
8	1	7388	99-14347	REV 04	HOSE ASSEMBLY, MANUAL WATER INLET VALVE TO WALL
7	2	3839	-	REV 0	BRASS 1/4" HOSE BARBx1/8" MALE NPT
6	1	6932	99-13148	REV 02	COPPER PIPE SOFT ROLL 1/4", ASSEMBLY
5	1	3889	-	REV -	ELBOW BRASS 90 DEG 1/4" x 1/8" FLARExMALE
4	1	6985	99-14410	REV 02	ASSY, INLET VALVE, 1/2"
3	1	-	99-15073	REV 00	COPPER PIPE, WATER INLET, ASSY
2	1	3628	-	REV -	ADAPTER BRASS 5/8x1/2 FLARExMALE
1	1	20406	-	REV -	SOLENOID VALVE
ITEM	QTY	PART	DRAWING		DESCRIPTION

ALL DIMENSIONS ARE IN INCHES

PART NAME:		WATER INLET ASSEMBLY, AT BOTTOM	
WHERE USED:		INF-3500	
MATERIAL:		SEE BOM	
FINISH:		N/A	
DRAWN BY:	JOEY W	PART NO.:	-
APPROVED BY:		DRAWING NO.:	99-20040
		REV:	00
		SCALE:	19:64
		PAPER SIZE:	B
		SHEET:	1 OF 1



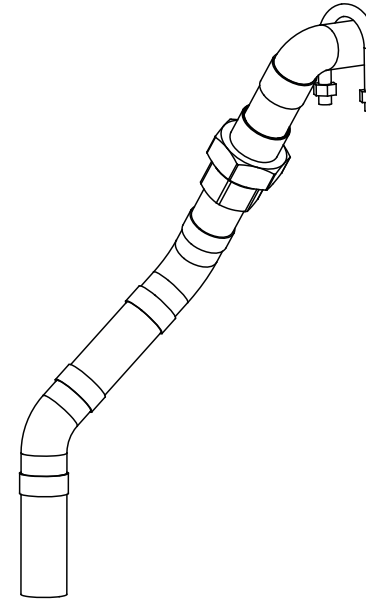
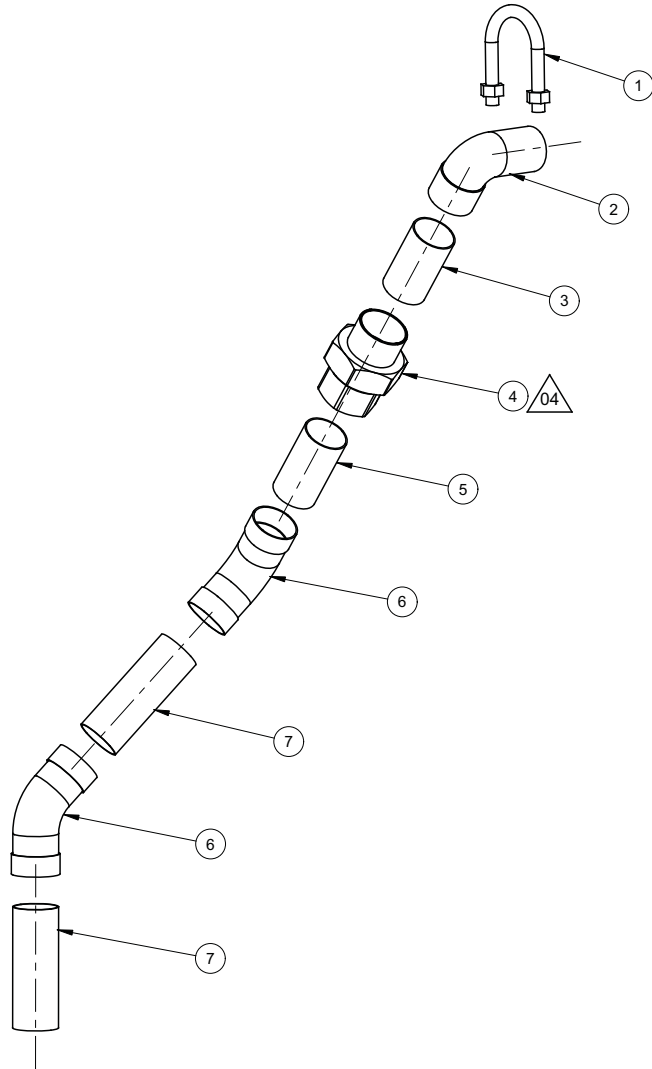
REV	DESCRIPTION	ECO	BY	DATE
00	ORIGINAL RELEASE	2440	MN	2016-02-11



ITEM	QTY	PART	DRAWING	DESCRIPTION
3	1	3841	99-8029 REV 01	AUTOCLEAN DRAIN GASKET, HI TEMP.
2	1	3732	99-3125 REV 0	DRAIN GASKET, HI TEMP., 1/4" THK
1	1	6933	99-13982 REV 1	DRAIN, GREASE CADDY, PLUMB. Ø 1 1/2

ITEM	QTY	PART	DRAWING	DESCRIPTION
THIRD ANGLE PROJECTION				
		CATEGORY: INF-3500	WEIGHT (LB): 11.63	PARENT ASSY: -
ALL DIMENSIONS ARE IN INCHES <small>UNLESS SPECIFIED OTHERWISE TOLERANCES ARE:</small> FRACTIONS: ±1/32 ANGLE: ±1° BLANK: .X: ±0.05 .XX: ±0.015 .XXX: ±0.005		MATERIAL: SEE BOM		FINISH: -
PART NAME: DRAIN, GREASE CADDY, PLUMB Ø 1-1/2				
DRAWN BY: MEISSA N.		PART NO: 6933		DRAWING NO: 99-16451
APPROVED BY:		DATE: 2016-02-11	SCALE: 1:4	PAPER SIZE: B SHEET: 1 OF 1
HARDT <small>Responsive, Reliable Solutions</small>		HARDT EQUIPMENT MANUFACTURING INC. <small>TEL: (514) 631-7271 FAX: (514) 631-7172</small>		

REV	DESCRIPTION	CCR	BY	DATE
00	ORIGINAL RELEASE	-	MD	21-AUG-09
01	#5646		MD	09-DEC-09
02	#5852		MD	26-APR-10
03	UPDATE THE ASSEMBLY BASED ON PRODUCTION	#2144	RD	24-NOV-14
04	REVERSE ORIENTATION OF UNION	#2300	MN	2015-08-05



ASSEMBLED VIEW

ITEM	QTY	PART	DRAWING	DESCRIPTION
7	2	3831	-	TUBE COPPER 1" TYPE M x 3" LONG
6	2	3898	NA	ELBOW 1" X 45 DEGREE C X C
5	1	(3831)	-	TUBE COPPER 1" TYPE M x 2" LONG
4	1	3815	3815	UNION 1" CxC
3	1	3831	-	TUBE COPPER 1" TYPE M x 1.875" LONG
2	1	3813	3813	STREET ELBOW 1" X 90 DEGREE C X FTG
1	1	8390	-	U-BOLT ZNPL 5/16 x 1-3/8 x 2-1/4 W/NUTS

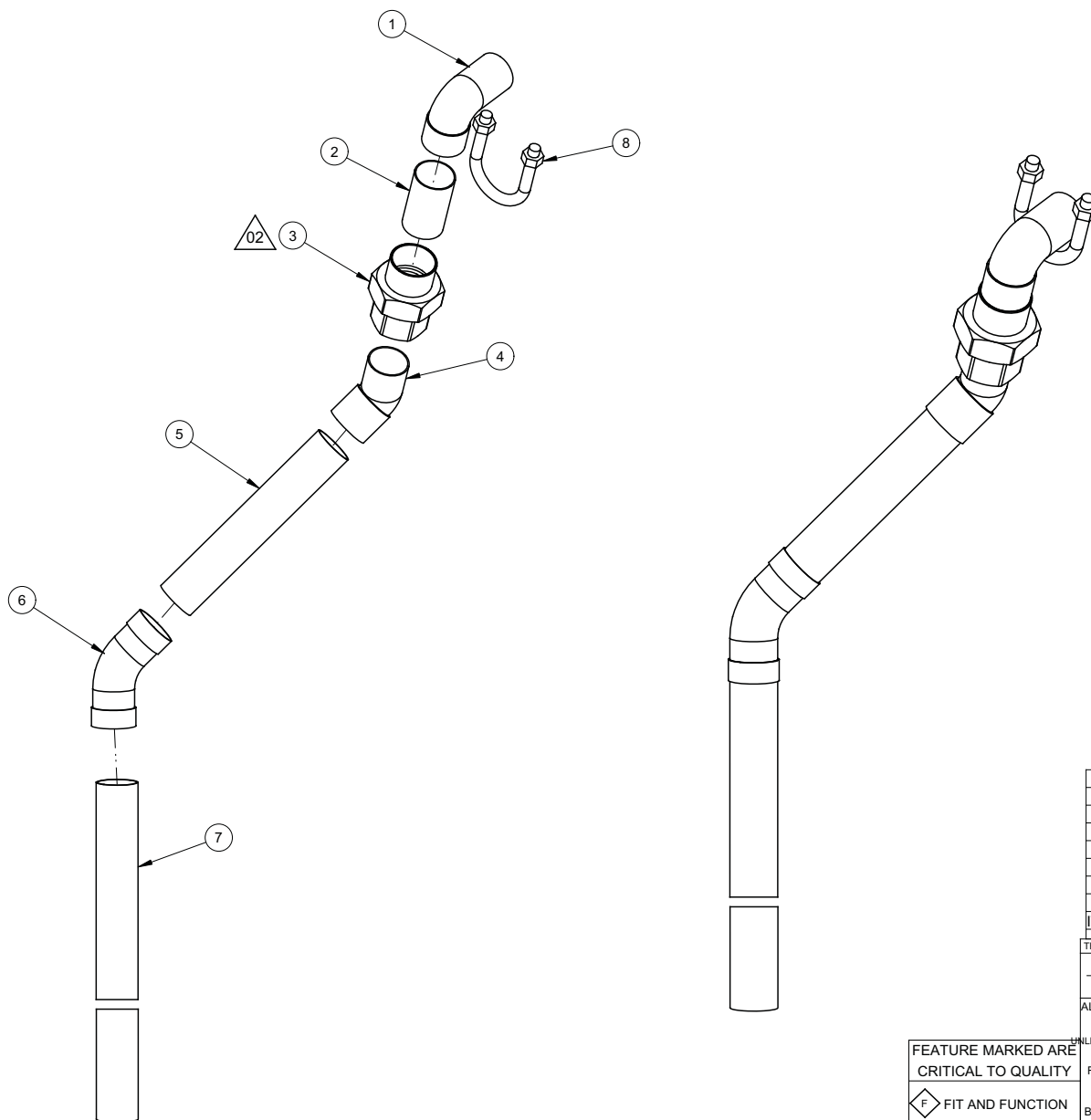
NOTE: ALL JOINTS TO BE SOLDERED TOGETHER USING REGULAR 50% TIN / 50% LEAD SOLDER

THIRD ANGLE PROJECTION	CATEGORY: INF-3500	WEIGHT (LB): 1.49	PARENT ASSY: -
	MATERIAL: SEE BOM		
ALL DIMENSIONS ARE IN INCHES	PART NAME: OUTLET, A-CLEAN, I3500, DD, BOTTOM, COSTCO		
UNLESS SPECIFIED OTHERWISE TOLERANCES ARE:	DRAWN BY: R.DIMITROV	PART NO: 6804	DRAWING NO: 99-12369
FRACTIONS: ±1/32	APPROVED BY:	DATE: 21 AUG 09	SCALE: 21:64 PAPER SIZE: B SHEET: 1 OF 1
ANGLE: ±1°			
BLANK: .X: ±0.05	HARDT EQUIPMENT MANUFACTURING INC		
.XX: ±0.015	TEL: (614) 631-7271 FAX: (614) 631-7172		
.XXX: ±0.005	Responsive, Reliable Solutions		

THINK SAFETY - REMOVE ALL BURRS, SHARP EDGES AND CORNERS

PROJ MODEL: 99-12368-ASSEM / FILE NAME: 99-12368

REV	DESCRIPTION	CCR	BY	DATE
0	ORIGINAL RELEASE		MD	21 AUG 09
1	#5852		MD	26 APR 10
02	REVERSE ORIENTATION OF UNION	#2300	MN	2015-08-05



ITEM	QTY	PART	DRAWING	DESCRIPTION
8	1	8390	-	REV - U-BOLT ZNPL 5/16 x 1-3/8 x 2-1/4 W/NUTS
7	1	3831	-	REV - TUBE COPPER 1" TYPE M x 40.500" LONG
6	1	3898	NA	REV - ELBOW 1" X 45 DEGREE C X C
5	1	3831	-	REV - TUBE COPPER 1" TYPE M x 6" LONG
4	1	3887	NA	REV - STREET ELBOW 45-DEG COPPER, 1" TYPE M CxC
3	1	3815	3815	REV 0 UNION 1" CxC
2	1	3831	-	REV - TUBE COPPER 1" TYPE M x 1.875" LONG
1	1	3813	3813	REV - STREET ELBOW 1" X 90 DEGREE C X FTG

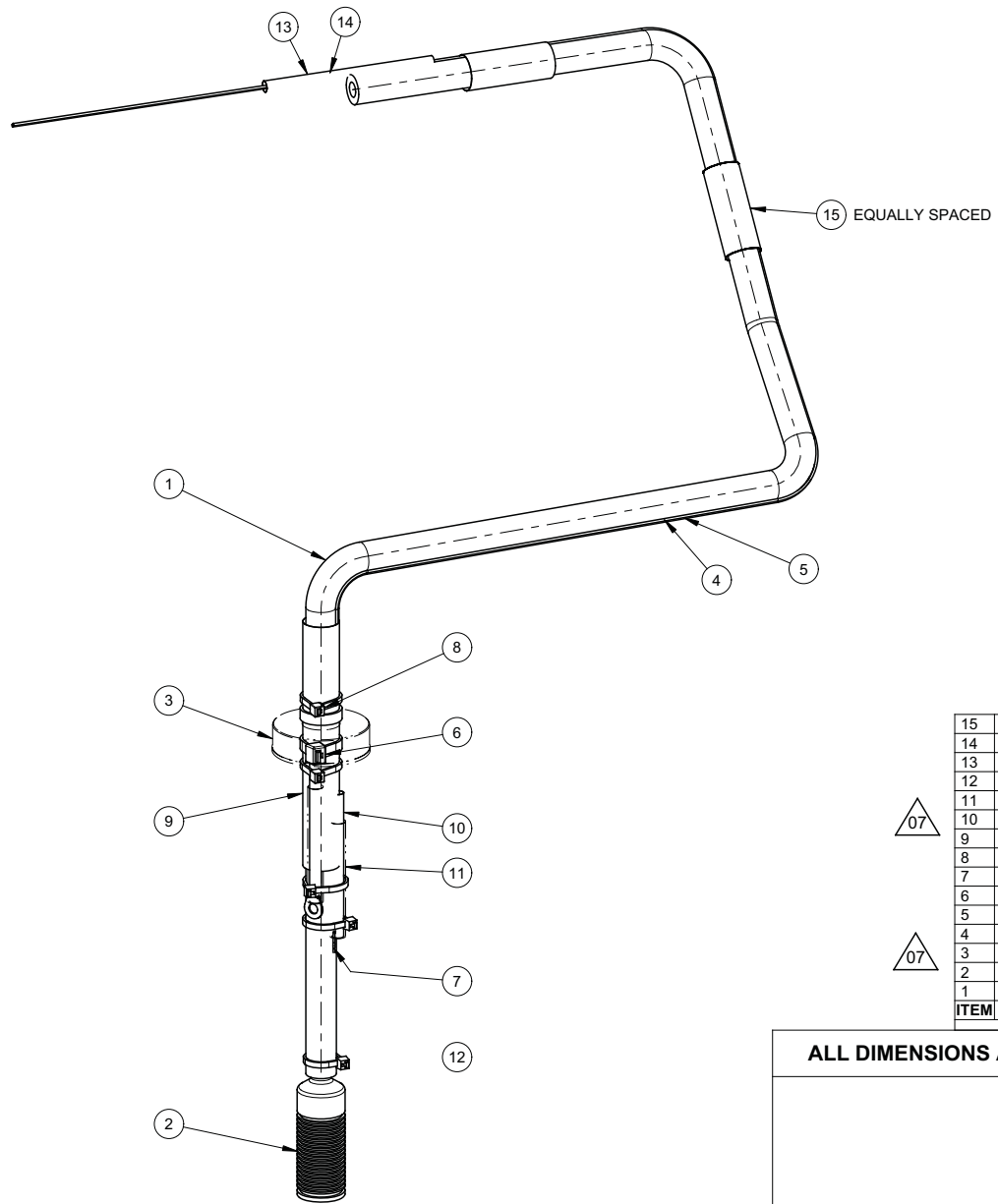
THIRD ANGLE PROJECTION	CATEGORY: -	WEIGHT (LB): 2.98	PARENT ASSY: -
	MATERIAL: SEE BOM	FINISH: -	BEND ALL: -
ALL DIMENSIONS ARE IN INCHES	PART NAME: OUTLET, A-CLEAN, I3500, DD, TOP, COSTCO		

FEATURE MARKED ARE CRITICAL TO QUALITY

FIT AND FUNCTION

APPEARANCE

UNLESS SPECIFIED OTHERWISE		DRAWN BY: DUTCHEVICI		PART NO: 6803		DRAWING NO: 99-12368	
FRACTIONS: ±1/32		APPROVED BY:		DATE: 21 AUG 09		SCALE: 1:16 PAPER SIZE: B SHEET: 1 OF 1	
ANGLE: ±1°		DATE: 21 AUG 09		SCALE: 1:16		PAPER SIZE: B SHEET: 1 OF 1	
BLANK: .X: ±0.1		DATE: 21 AUG 09		SCALE: 1:16		PAPER SIZE: B SHEET: 1 OF 1	
XX: ±0.01		DATE: 21 AUG 09		SCALE: 1:16		PAPER SIZE: B SHEET: 1 OF 1	
XXX: ±0.005		DATE: 21 AUG 09		SCALE: 1:16		PAPER SIZE: B SHEET: 1 OF 1	



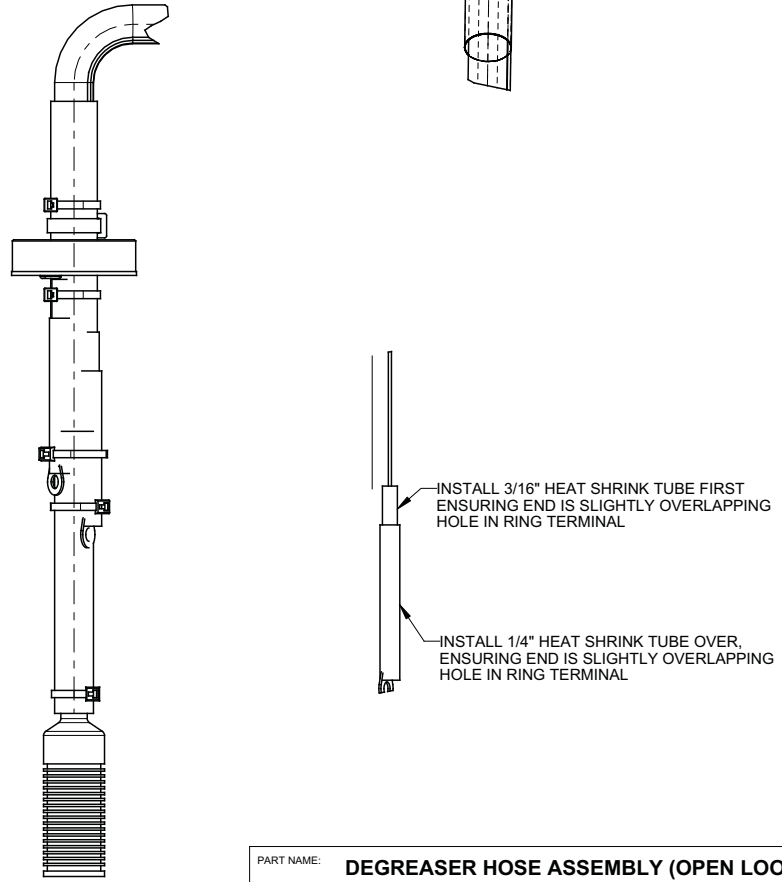
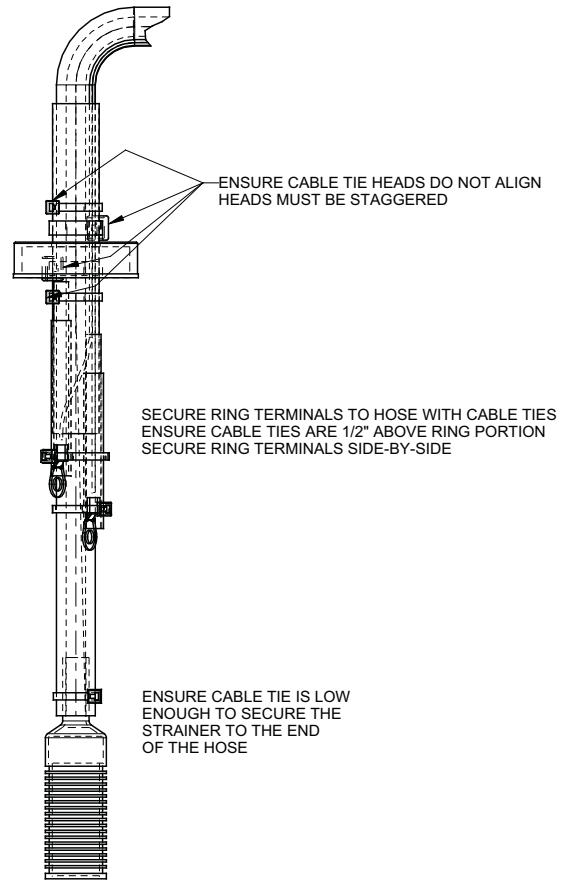
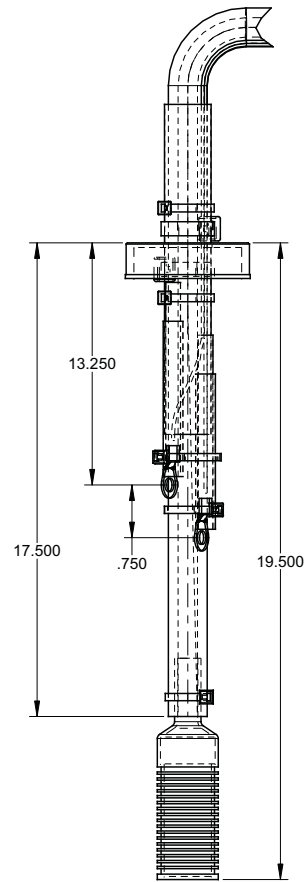
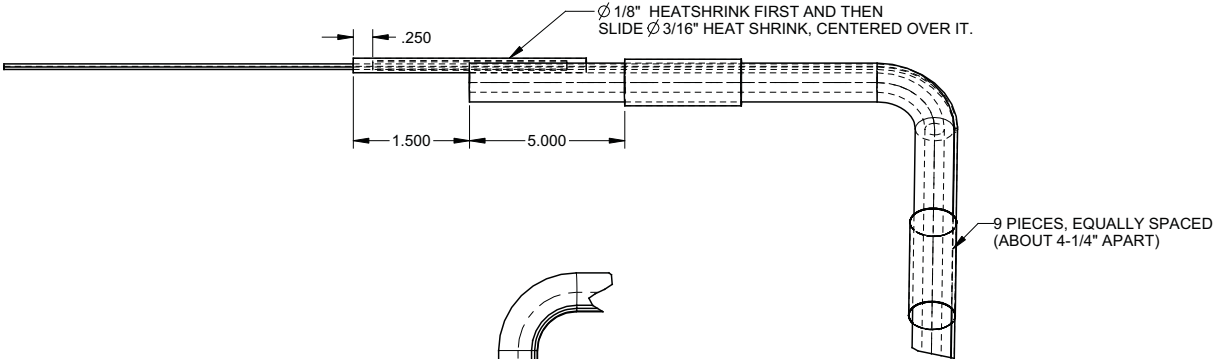
REV	DESCRIPTION	ECO	BY	DATE
04	ADDED NOTES	2411	ZL	2016-01-18
05	REMOVED NOTES, ASSEMBLY CONSIDERED 'PRODUCTION ONLY'	2736	PGS	2018-01-02
06	ADDED ADDITIONAL ASSEMBLY VIEWS REPLACED CABLE TIE 4290 WITH 4590 CORRECTED HEAT SHRINK SIZE & PART No.	2779	PGS	2018-03-06
07	REVISED ITEM 4583, TUBE LENGTH CHANGED, WAS 13", NOW 16" REVISED ITEM 7462, TUBE LENGTH CHANGED, WAS 2", NOW 2.5" REVISED ITEM 7463, TUBE LENGTH CHANGED, WAS 1.5", NOW 2" REVISED ITEM 3779.HOLE, DESCRIPTION CHANGED CHANGED PART NAME, WAS "DEGREASER, HOSE KIT (OPEN LOOP)"	2823	FB	2018-08-15

15	9	4584	1.5	-	REV -	TUBE HEAT SHRINK CLEAR 2:1 3/4" x 1.5" LONG
14	1	(4578)	-	-	REV -	TUBE HEAT SHRINK BLACK 2:1 1/8 x 2.5" LG
13	1	4579	3	-	REV -	TUBE HEAT SHRINK BLACK 2:1 3/16 x 3" LONG
12	3	4567	-	-	REV -	CABLE TIE 4" BLACK HIGH TEMP
11	2	7463	2	-	REV -	TUBE HEAT SHRINK FLAME RETARDANT RED 1/4 x 2"
10	2	7462	2.5	-	REV -	TUBE HEAT SHRINK FLAME RETARDANT RED 3/16 x 2.5"
9	1	4583	16	-	REV -	TUBE HEAT SHRINK BLACK 2:1 3/4" x 16" LONG
8	2	4233	-	-	REV -	CABLE TIE 4" WHITE PLT1M-M
7	2	4291	-	-	REV -	TERMINAL RING #10 STUD 16-14 AWG HIGH TEMP
6	2	4590	-	-	REV -	CABLE TIE 7.4" WHITE PLT2S-M
5	1	11116	120	-	REV -	WIRE UL1815 18AWG WHITE 120" LONG
4	1	11365	121	-	REV -	WIRE UL1815 18AWG RED 121" LONG
3	1	3779.HOLE	-	-	REV -	DEGREASER BOTTLE CAP WHITE
2	1	3999M	-	-	REV -	STRAINER CHEMICAL W/ CHECK VALVE
1	1	5753	78	-	REV -	HOSE SUPRENE 1/4"ID X 1/2"OD X 78" LONG

07

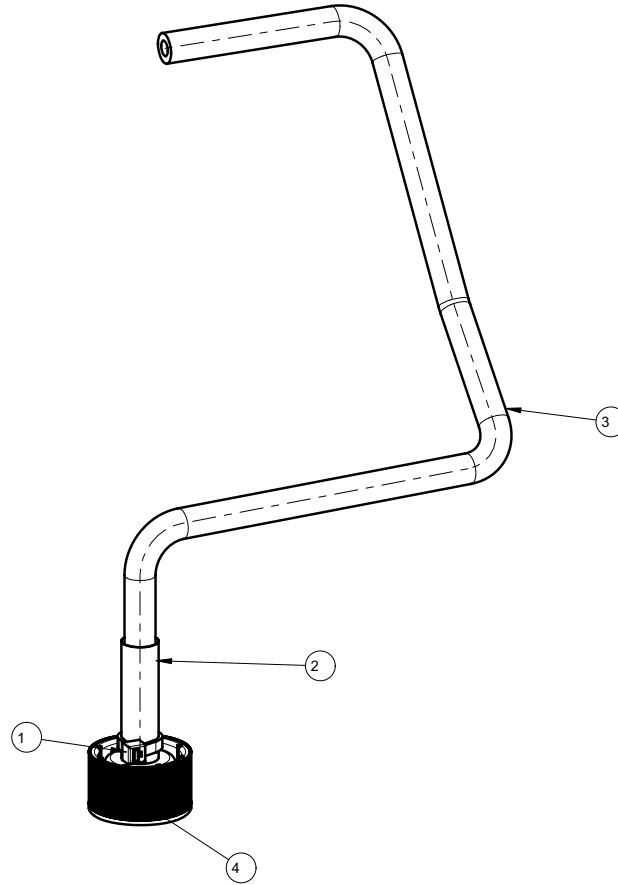
07

ITEM	QTY	PART	DRAWING	DESCRIPTION
ALL DIMENSIONS ARE IN INCHES				
PART NAME:		DEGREASER HOSE ASSEMBLY (OPEN LOOP)		
WHERE USED:		GC/3500/4500		
MATERIAL:		SEE BOM		
FINISH:		N/A		
DRAWN BY: ZHANBO LI		PART NO:	3849	DRAWING NO: 99-8447
APPROVED BY:				REV: 07
SCALE: 1:2		PAPER SIZE: B		 HARDT Responsive, Reliable Solutions
SHEET: 1 OF 2				



PART NAME: DEGREASER HOSE ASSEMBLY (OPEN LOOP)		DRAWING NO: 99-8447		REV: 07
DRAWN BY: ZHANBO LI	PART NO: 3849			
APPROVED BY:		SCALE: 5:8	PAPER SIZE: B	
		SHEET: 2 OF 2		

REV	DESCRIPTION	CCR	BY	DATE
00	ORIGINAL RELEASE	-	MD	13 OCT 09
01	APPLIED NEW DRAWING FORMAT		ZL	07-OCT-14
02	REMOVED WIRE AND HEAT SHRINK	#2209	ZL	24-MAR-14
03	ADDED PART NUMBER FOR DEGREASER BOTTLE CAP	#2411	ZL	2016-01-18

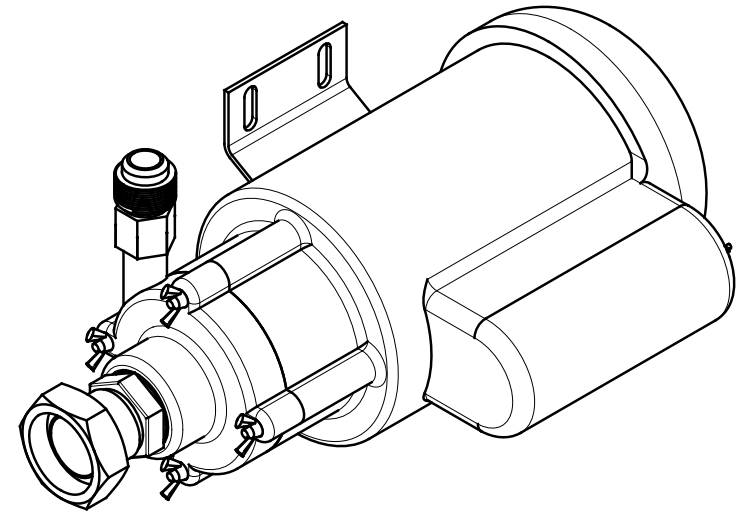
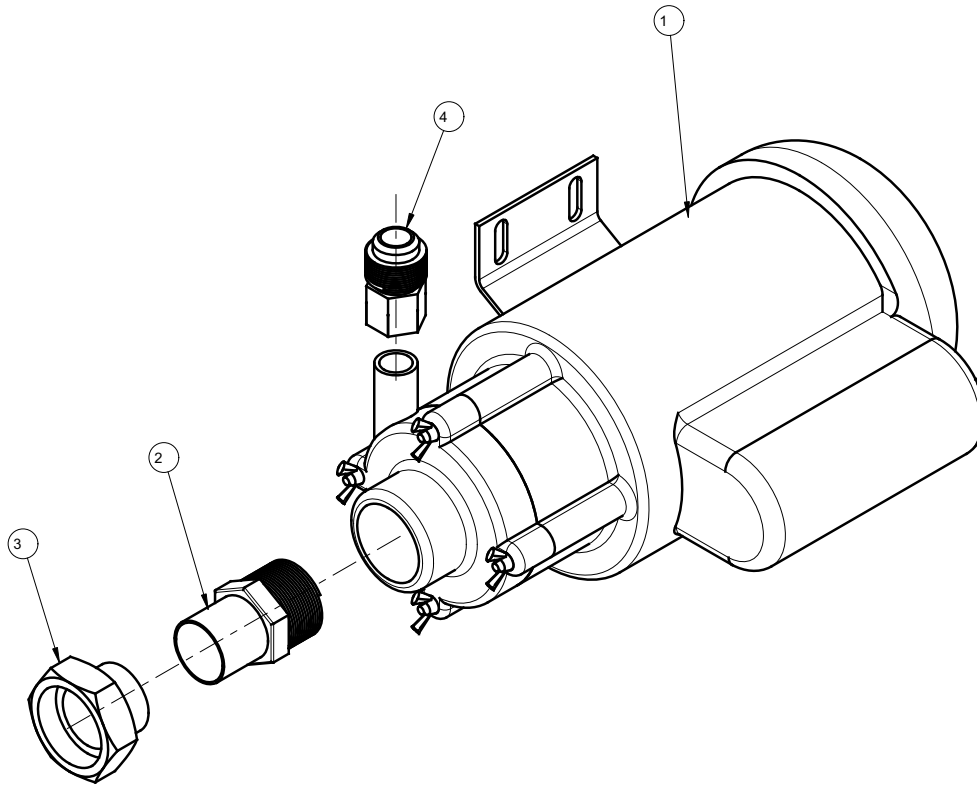


THIRD ANGLE PROJECTION		CATEGORY: ACCY	WEIGHT (LB): 0.39	PARENT ASSY: -
		MATERIAL: SEE BOM		FINISH: -
ALL DIMENSIONS ARE IN INCHES UNLESS SPECIFIED OTHERWISE TOLERANCES ARE: FRACTIONS: ±1/32 ANGLE: ±1° BLANK: .X: ±0.05 .XX: ±0.015 .XXX: ±0.005		PART NAME: HOSE KIT, DEGREASER, CLOSED LOOP DRAWN BY: ZHANBO LI APPROVED BY:		PART NO: 5883 DRAWING NO: 99-12424
DATE: 13 OCT 09		SCALE: 3:8	PAPER SIZE: B	SHEET: 1 OF 1
HARDT Responsive, Reliable Solutions		HARDT EQUIPMENT MANUFACTURING INC TEL: (514) 631-7271 FAX: (514) 631-7172		

03

ITEM	QTY	PART	DRAWING	DESCRIPTION
4	1	5883.CAP	DEGREASER_BOTTLE_CAP	BOTTLE CAP, DEGREASER
3	1	5753.65	5747-65_IN	HOSE SUPRENE 1/4"ID X 1/2"OD x 65" LG, DEGREASER
2	1	4583.2	4583_2	HEAT SHRINK BLACK 3/4"X 2"
1	1	4290	4290	CABLE TIE 8" WHITE

REV	DESCRIPTION	CCR	BY	DATE
0	ORIGINAL RELEASE		NL	24-MAR-09
1	#5083		NL	30-MAR-09
02	UPDATE DRAWING ACCORDING THE NEW STANDARD. ADD ITEM #3893	#1842	RD	18-JUL-13



ASSEMBLED VIEW

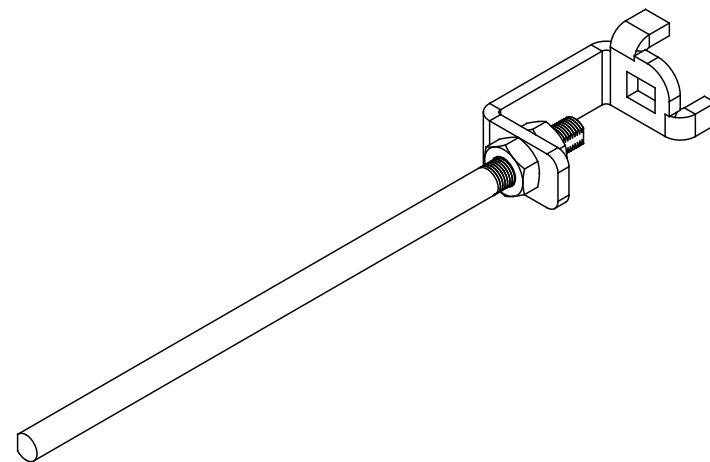
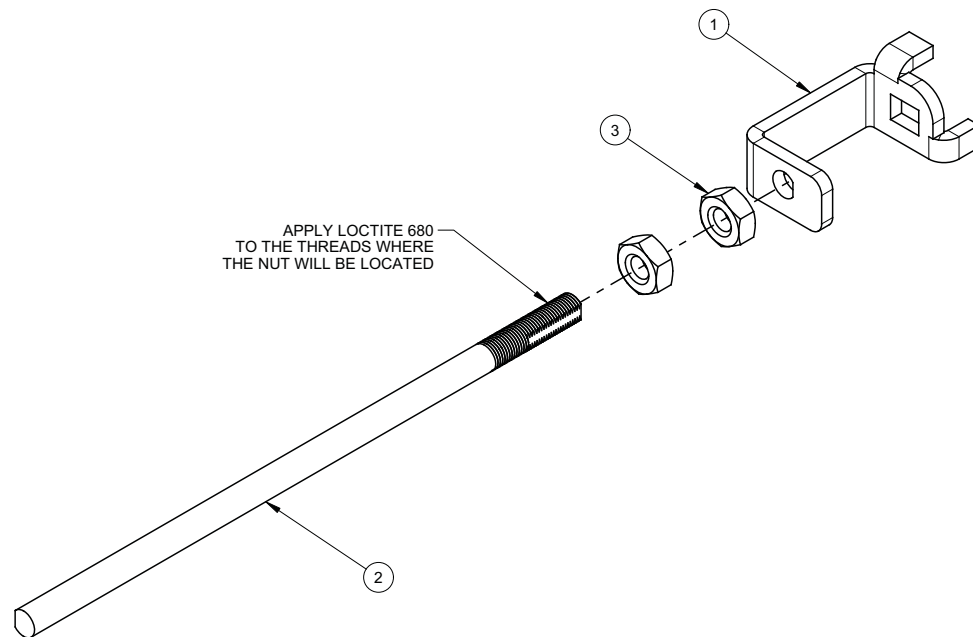
4	1	3893	3893	REV	ADAPTER BRASS 5/8" X 1/2" FLARE X FEMALE NPT
3	1	3815 FEMALE	3815 FEMALE	REV -	UNION BRASS 1" C X UNF1-9/16-16 (FEMALE SIDE)
2	1	3818	NA	REV -	ADAPTER 1" C X MALE FLANGE LENGHT 5/8"
1	1	3763	3763	REV 0	RECIRCULATION PUMP
ITEM	QTY	PART	DRAWING		DESCRIPTION

THIRD ANGLE PROJECTION		CATEGORY: INF-3500	WEIGHT (LB): -	PARENT ASSY: -
		MATERIAL: SEE BOM	FINISH: -	
PART NAME: KIT, PUMP				
ALL DIMENSIONS ARE IN INCHES UNLESS SPECIFIED OTHERWISE. TOLERANCES ARE: FRACTIONS: ±1/32 ANGLE: ±1° BLANK: .X: ±0.05 .XX: ±0.015 .XXX: ±0.005		DRAWN BY: R.DIMITROV	PART NO: 6682	DRAWING NO: 99-11918
		APPROVED BY:	DATE: 24-MAR-09	SCALE: 1:2 PAPER SIZE: B SHEET: 1 OF 1
		HARDT HARDT EQUIPMENT MANUFACTURING INC Responsive, Reliable Solutions TEL: (514) 631-7271 FAX: (514) 631-7172		

THINK SAFETY - REMOVE ALL BURRS, SHARP EDGES AND CORNERS

PROJ MODEL:99-11914/ASSEM / FILE NAME 99-11914

REV	DESCRIPTION	CCR	BY	DATE
0	ORIGINAL RELEASE		NL	24-MAR-09
1	#5083		NL	30-MAR-09
2	#5730		MD	19 FEB 10
3	#6781		ZL	03-JAN-12
04	LOCTITE 680 APPLICATION TO NUT ON MANUAL VALVES, ADD NUT #40521 REPLACED PART 3645 BY 6708.VALVE	#1886 #2001	MN ZL	17-JAN-14 12-FEB-14
05	CHANGE ORIENTATTION OF BRACKET	#2291	MN	2015-07-31
06	REMOVE COMPONENTS	#2301	MN	2015-08-07



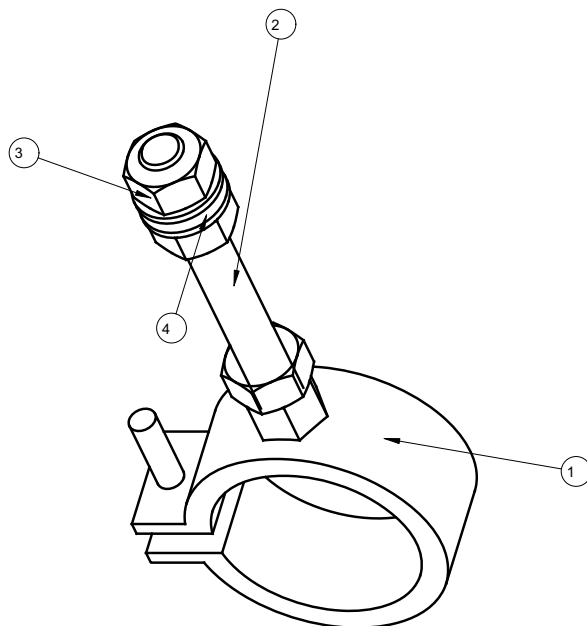
06

3	2	8378	-	REV -	HEX NUT 1/4-20, S/S
2	1	6654	99-10853	REV 3	STEM, EXT. BAR ASSY, WATER INLET VALVE, I-3500
1	1	6634.BRACKET	99-8302	REV 06	BRACKET, EXT. BAR ASSY, WATER INLET VALVE
ITEM	QTY	PART	DRAWING	DESCRIPTION	
THIRD ANGLE PROJECTION		CATEGORY:	INF-3500	WEIGHT (LB):	0.16
		MATERIAL:	SEE BOM		PARENT ASSY:
ALL DIMENSIONS ARE IN INCHES		PART NAME:	KIT, EXT. BAR, WATER INLET VALVE		
UNLESS SPECIFIED OTHERWISE TOLERANCES ARE:		DRAWN BY:	ZHANBO LI	PART NO:	6654.KIT
FRACTIONS: ±1/32		APPROVED BY:			
ANGLE: ±1°		DATE:	24-MAR-09	SCALE:	1:1
BLANK: .X: ±0.1		HARDT EQUIPMENT MANUFACTURING INC.		PAPER SIZE:	B
XX: ±0.01		1756 50 AVE. LACHINE, QUEBEC, CANADA H8T 2V5 TEL: (514) 631-7271 FAX: (514) 631-7172		SHEET:	1 OF 1
XXX: ±0.005					

THINK SAFETY - REMOVE ALL BURRS, SHARP EDGES AND CORNERS

THE FLAT VIEW IS SHOWN FOR REFERENCE ONLY, THE VENDOR IS RESPONSIBLE FOR PROVIDING THE CORRECT FLAT IN ORDER TO OBTAIN THE FINISHED PART AS DIMENSIONED.

REV	DESCRIPTION	BY	DATE
0	ORIGINAL RELEASE	MD	29 OCT 09
1	#5714	MD	09 FEB 10



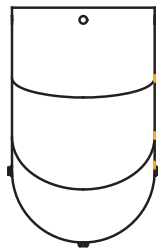
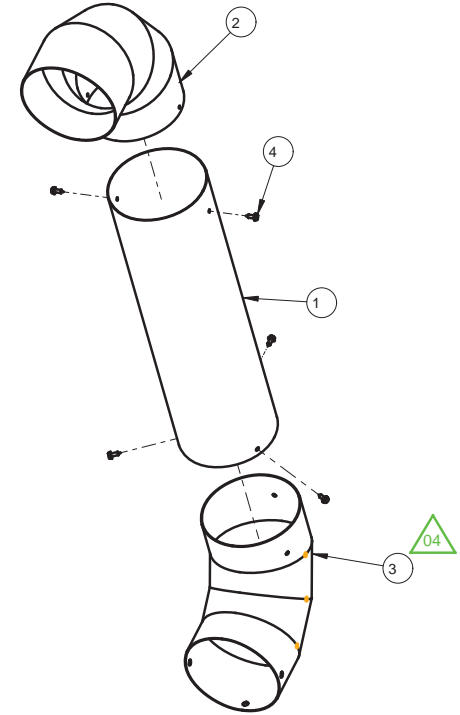
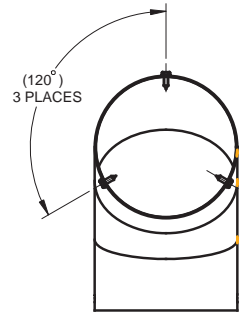
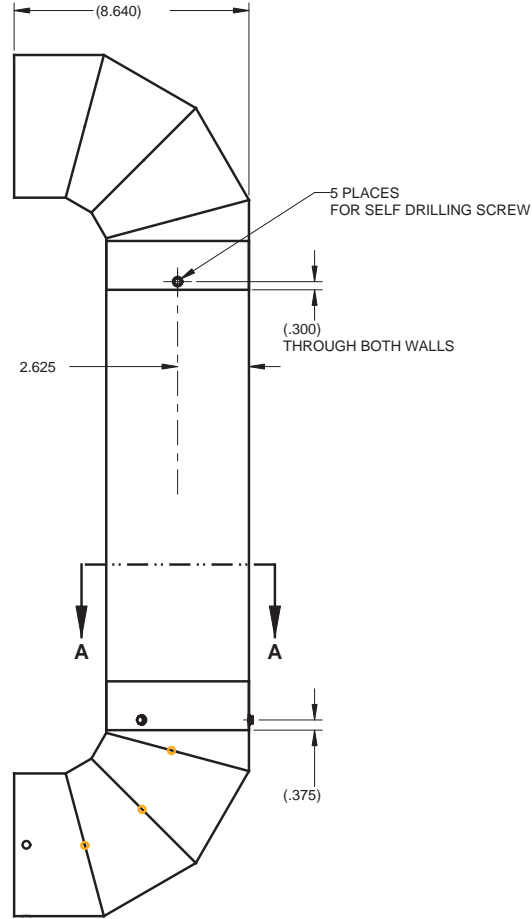

4	2	8283	-	REV	WASHER, FLAT, S/S, 3/8"
3	3	8285	-	REV	HEX NUT 3/8-16, SS
2	1	3228	ROD-THREADED	REV 0	THREADED ROD 3/8" X3.25" LG
1	1	6773	6773	REV 0	CLAMPING HANGER VIBRATION-DAMPING 1-1/2 OD
ITEM	QTY	PART	DRAWING		DESCRIPTION

THIRD ANGLE PROJECTION	CATEGORY:	I3500	WEIGHT (LB):	0.62	PARENT ASSY:	-
	MATERIAL:	SEE BOM			FINISH:	-
	CUT SIZE:				BEND ALL:	-
ALL DIMENSIONS ARE IN INCHES	PART NAME:	KIT, CLAMPING HANGER				
UNLESS SPECIFIED OTHERWISE TOLERANCES ARE:	DRAWN BY:	M. DUTCHEVICI	PART NO:	6773.KIT	DRAWING NO:	99-12450
FRACTIONS: ±1/32	APPROVED BY:		DATE:	29 OCT 09	SCALE:	1:1
ANGLE: ±1°			PAPER SIZE:	B	SHEET:	1 OF 1
BLANK: X: ±0.1	HARDT EQUIPMENT MANUFACTURING INC. 1756 50 AVE. LACHINE, QUEBEC, CANADA H8T 2V5 TEL: (514) 631-7271 FAX: (514) 631-7172					
XX: ±0.01						
XXX: ±0.005						

NOTE:

- * REMOVE ALL BURRS, SHARP EDGES AND CORNERS.
- * UNLESS OTHERWISE SPECIFIED, AFTER-BEND DIMENSIONS ARE:
 - OD (OUTSIDE DIMENSION) FOR 90° BENDS AND MORE.
 - ID (INSIDE DIMENSION) FOR BENDS LESS THAN 90°
 - HAVE A TOLERANCE OF ±0.031

REV	DESCRIPTION	ECO	BY	DATE
00	ORIGINAL RELEASE	-	NL	15-SEP-08
01	#4825		MD	28-JAN-09
02	#5380		MD	02 JUL 09
03	NEW FORMAT SHOW WELDING ON BOTTOM ELBOW 120° FOR BOTTOM SCREWS	#2529	JM	2016-08-31
04	1 x 4797 REPLACED BY 99-17073 REVISED FORMAT DRAWING REMOVED ONE SCREW 8545	2652 2669	JM	2017-07-21



- NOTES:**
1. REMOVE ALL BURRS, SHARP EDGES AND CORNERS
 2. FOR ASSEMBLY PROCESS - USING A JIG IS RECOMMENDED

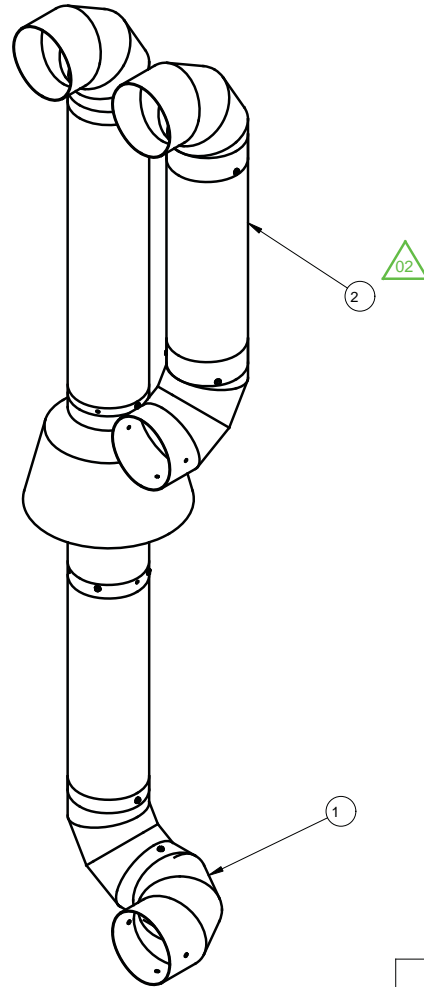
04	4	5	8545	-	REV -	SELF DRILLING SCREW, 8-18 x 1/2" S/S	8545
	3	1	99-17073	99-17073	REV 00	WELDMENT, CHIMNEY ELBOW 90°, Ø5" S/S WITH MOUNTING HOLES	99-17073
	2	1	4797	-	REV -	CHIMNEY ELBOW 90°, Ø5" S/S	4797
	1	1	4794	-	REV -	CHIMNEY 18" x Ø5", S/S	4794

ITEM		QTY	PART	DRAWING	DESCRIPTION	SERVICE NO
ALL DIMENSIONS ARE IN INCHES						
UNLESS SPECIFIED OTHERWISE TOLERANCES ARE:					PART NAME: CHIMNEY ASSEMBLY, SINGLE, 5 IN. S/S	
AUTOMATED PROCESSES					WHERE USED: INF-3500	
FEATURE PROFILE DIMENSIONS (UNDER 6 INCHES)					MATERIAL: SEE BOM	
FEATURE PROFILE DIMENSIONS (OVER 6 INCHES)					FINISH: -	
FEATURE POSITIONING (DISTANCE BETWEEN FEATURES)					DRAWN BY: JUAN M.	
FEATURE POSITIONING (DISTANCE FROM MATERIAL EDGE)					PART NO: 4779	
FEATURE POSITIONING (DISTANCE FROM BEND)					DRAWING NO: 99-10913	
FLANGE LENGTH (DISTANCE FROM BEND TO MATERIAL EDGE)					REV: 04	
FLANGE LENGTH (DISTANCE BETWEEN TWO BENDS)					APPROVED BY: [Signature]	
MANUAL PROCESSES					SCALE: 7:32	
WELDED FEATURE POSITIONING					PAPER SIZE: B	
					SHEET: 1 OF 1	


CLASS: MISCELLANEOUS

GROUP: SERVICE PARTS

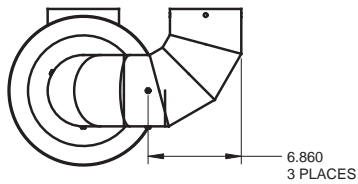
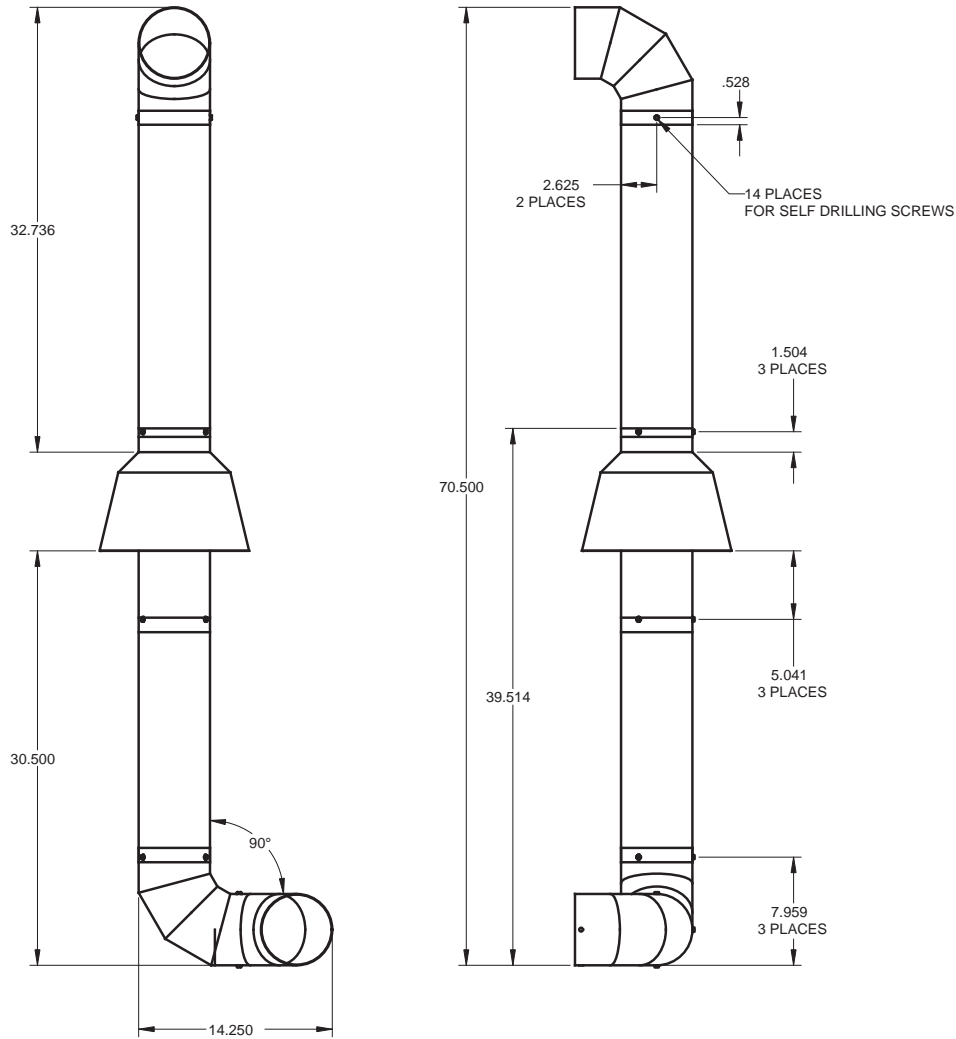
REV	DESCRIPTION	ECO	BY	DATE
00	ORIGINAL RELEASE	-	NL	16-SEP-08
01			MD	22 JAN 09
02	DRAWING FORMAT REVISED ITEM REPLACED 99-10913 BY 99-17066	2652	JM	2017-06-27



2	1	99-17066	99-17066	REV 00	CHIMNEY ASSEMBLY, TOP, 5 IN. S/S	99-17066
1	1	4777	99-10915	REV 5	CHIMNEY ASSEMBLY, BOTTOM, 5 IN. S/S	99-10915
ITEM	QTY	PART	DRAWING		DESCRIPTION	SERVICE NO

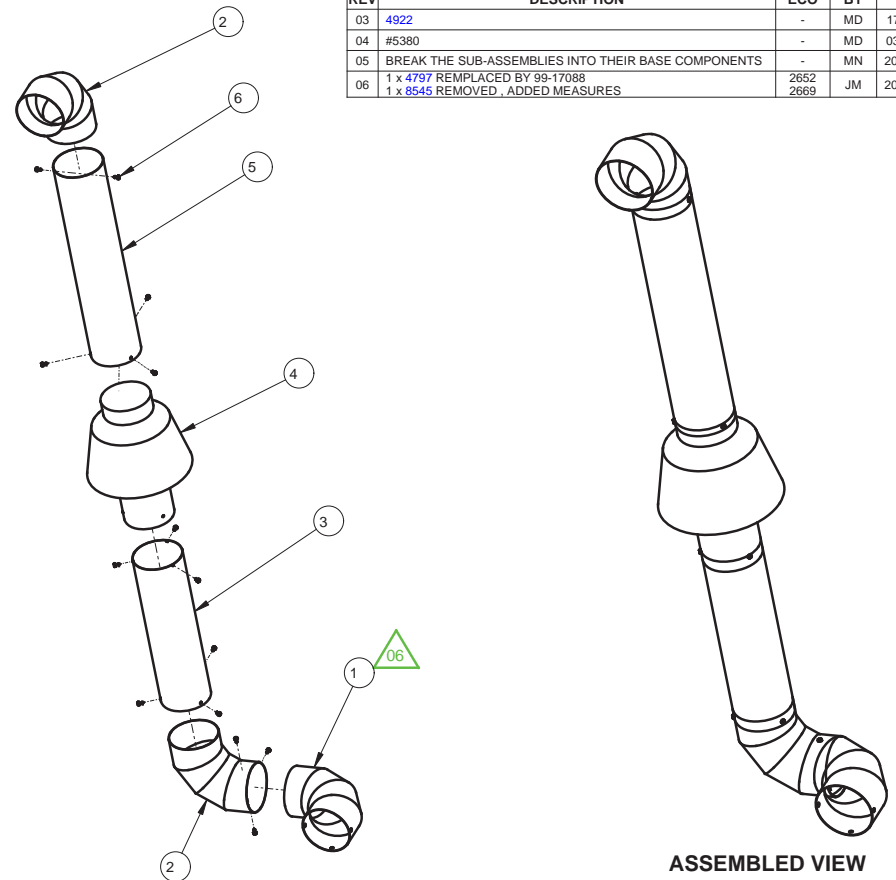
ALL DIMENSIONS ARE IN INCHES		PART NAME: CHIMNEY SET, D.D., 5 IN., S/S			
		WHERE USED: INF-3500			
		MATERIAL: SEE BOM			
		FINISH: -			
DRAWN BY: JUAN M		PART NO:		DRAWING NO: 99-10917	
APPROVED BY:				REV 02	
		SCALE: 1:16		PAPER SIZE: B	
		SHEET: 1 OF 1		 HARDT Responsive, Reliable Solutions	

CLASS: MISCELLANEOUS
GROUP: SERVICE PARTS



NOTES:

1. REMOVE ALL BURRS, SHARP EDGES AND CORNERS
2. FOR ASSEMBLY PROCESS - USING A JIG IS RECOMMENDED



ASSEMBLED VIEW

REV	DESCRIPTION	ECO	BY	DATE
03	4922	-	MD	17 FEB 09
04	#5380	-	MD	03 JUL 09
05	BREAK THE SUB-ASSEMBLIES INTO THEIR BASE COMPONENTS	-	MN	2017-05-15
06	1 x 4797 REPLACED BY 99-17088 1 x 8545 REMOVED, ADDED MEASURES	2652 2669	JM	2017-07-21

ITEM	QTY	PART	DRAWING	DESCRIPTION	SERVICE NO
6	14	8545	-	SELF DRILLING SCREW, 8-18 x 1/2" S/S	8545
5	1	4981	-	CHIMNEY 24" x Ø5", S/S	4981
4	1	5934	-	DRAFT DIVERTER 5 INCH, S/S	5934
3	1	4794	-	CHIMNEY 18" x Ø5", S/S	4794
2	2	4797	-	CHIMNEY ELBOW 90°, Ø5" S/S	4797
1	1	99-17088	99-17088	CHIMNEY ELBOW 90°, Ø5" S/S WITH MOUNTING HOLES	99-17087

ALL DIMENSIONS ARE IN INCHES

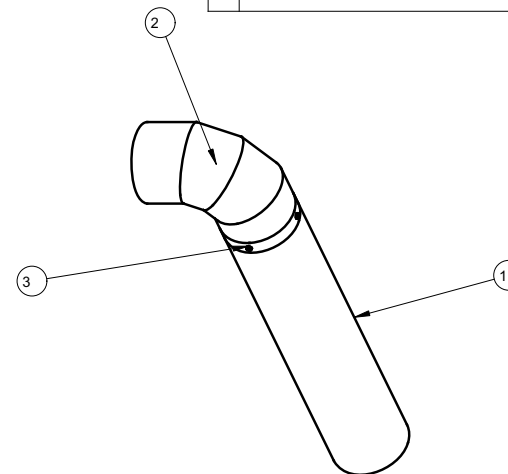
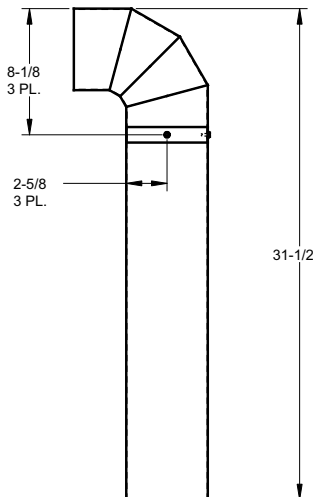

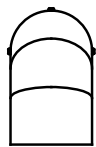
PROCESS	TOLERANCE
AUTOMATED PROCESSES	
FEATURE PROFILE DIMENSIONS (UNDER 6 INCHES)	±0.005
FEATURE PROFILE DIMENSIONS (OVER 6 INCHES)	±0.010
FEATURE POSITIONING (DISTANCE BETWEEN FEATURES)	±0.010
FEATURE POSITIONING (DISTANCE FROM MATERIAL EDGE)	±0.010
FEATURE POSITIONING (DISTANCE FROM BEND)	±0.025
FLANGE LENGTH (DISTANCE FROM BEND TO MATERIAL EDGE)	±0.015
FLANGE LENGTH (DISTANCE BETWEEN TWO BENDS)	±0.030
MANUAL PROCESSES	
WELDED FEATURE POSITIONING	±0.030

PART NAME: CHIMNEY ASSEMBLY, BOTTOM, 5 IN. S/S	
WHERE USED: INF - 3500	
MATERIAL: SEE BOM	
FINISH: -	
DRAWN BY: JUAN M.	PART NO: 4777
APPROVED BY:	DRAWING NO: 99-10915
	REV: 06
SCALE: 7:64	PAPER SIZE: B
SHEET: 1 OF 1	HARDT Responsive, Reliable Solutions

THINK SAFETY - REMOVE ALL BURRS, SHARP EDGES AND CORNERS

PROJ. MODEL: 99-11634-ASSEM / FILE NAME: 99-11634

REV	DESCRIPTION	BY	DATE
0	ORIGINAL RELEASE	MD	23 JAN 09
1	#4923	MD	17 FEB 09
2	#5380	MD	03 JUL 09



3	3	8545		REV	SELF DRILLING SCREW, 8-18 x 1/2" S/S
2	1	4797	N/A	REV -	CHIMNEY ELBOW 90°, Ø5" S/S
1	1	4981	-	REV -	CHIMNEY 24" x Ø5", S/S
ITEM	QTY	PART	DRAWING	DESCRIPTION	

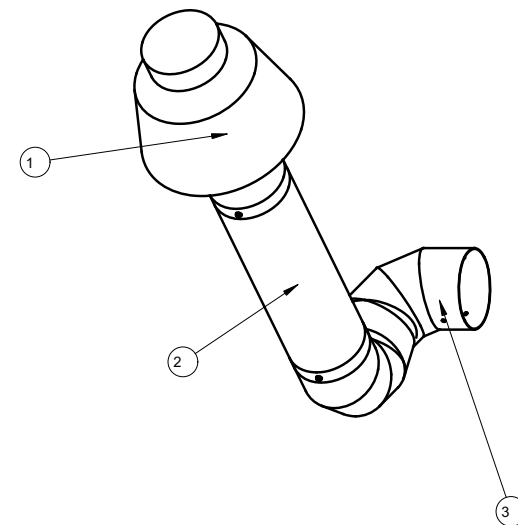
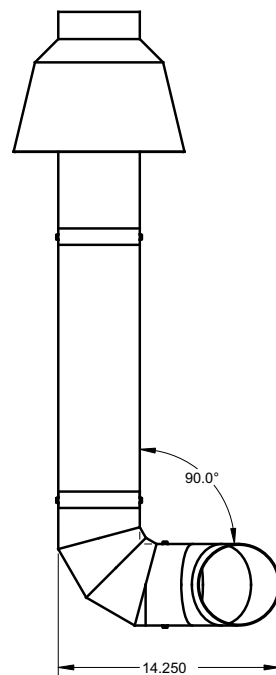
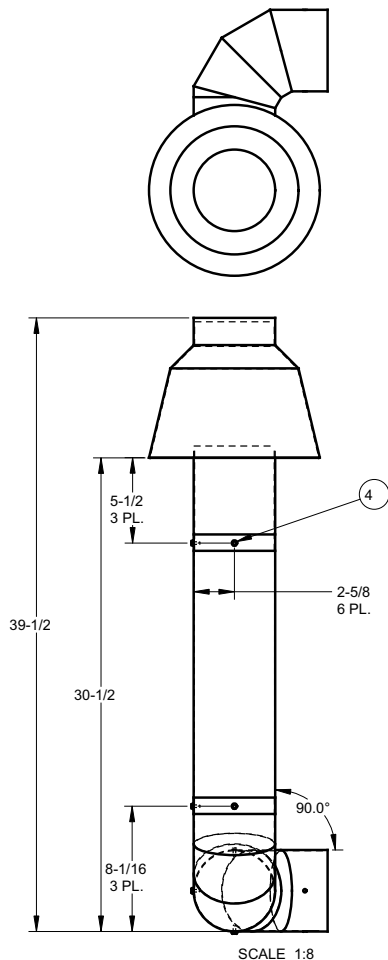
THIRD ANGLE PROJECTION		CATEGORY: INF 3500	WEIGHT (LB): 6.84	PARENT ASSY: 99-10915
		MATERIAL: SEE BOM	FINISH: -	
ALL DIMENSIONS ARE IN INCHES UNLESS SPECIFIED OTHERWISE TOLERANCES ARE:		CUT SIZE: -	BEND ALL: -	
FRACTIONS: ±1/32		PART NAME: UPPER HALF, CHIMNEY ASS'Y		
ANGLE: ±1°		DRAWN BY: M. DUTCHEVICI	PART NO: 4759	DRAWING NO: 99-11634
BLANK: .X: ±0.1		APPROVED BY:	DATE: 22 JAN 09	SCALE: 1:8 PAPER SIZE: B SHEET: 1 OF 1
.XX: ±0.01		HARDT EQUIPMENT MANUFACTURING INC.		
.XXX: ±0.005		1756 50 AVE. LACHINE, QUEBEC, CANADA H8T 2V5 TEL: (514) 631-7271 FAX: (514) 631-7172		

NOTE:
* REMOVE ALL BURRS, SHARP EDGES AND CORNERS.

THINK SAFETY - REMOVE ALL BURRS, SHARP EDGES AND CORNERS

PROJ. MODEL: 99-11635/ASSEM / FILE NAME: 99-11635

REV	DESCRIPTION	BY	DATE
0	ORIGINAL RELEASE	MD	23 JAN 09
1	#4922	MD	17 FEB 09
2	#5380	MD	03 JUL 09



4	6	8545		REV		SELF DRILLING SCREW, 8-18 x 1/2" S/S
3	1	4797.FIXED	99-10911	REV	3	2 ELBOWS WELDED - 5 IN. DIAM. S/S
2	1	4794	-	REV	-	CHIMNEY 18" x Ø5", S/S
1	1	5934	5934	REV	0	DRAFT DIVERTER 5 INCH, S/S
ITEM	QTY	PART	DRAWING	DESCRIPTION		

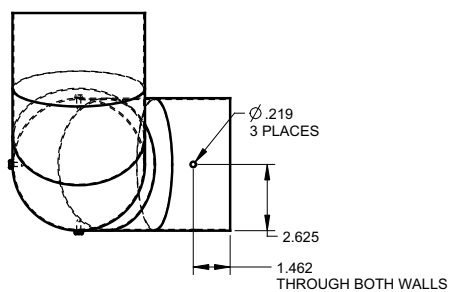
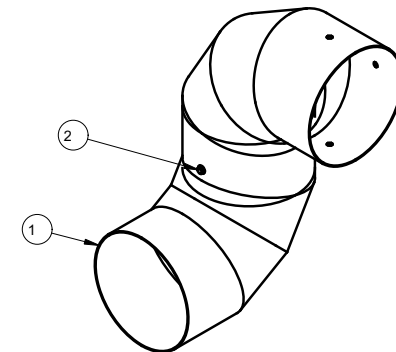
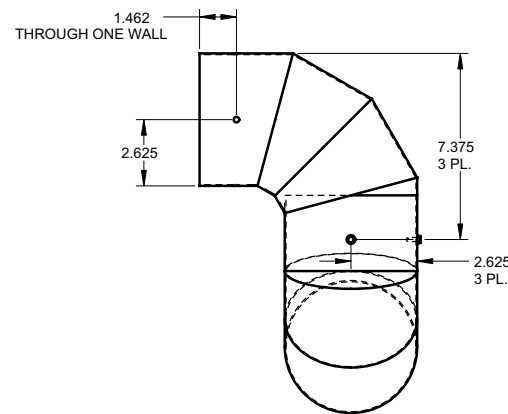
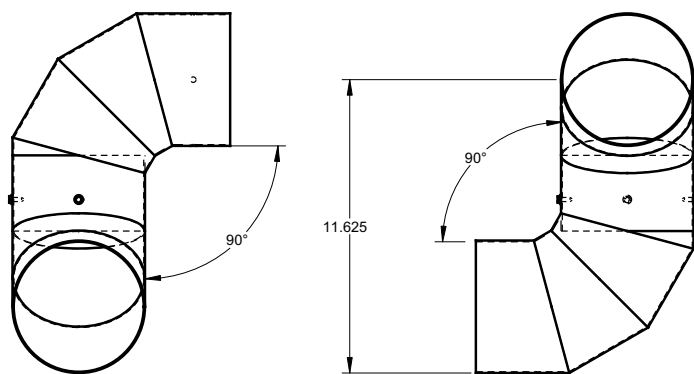
THIRD ANGLE PROJECTION		CATEGORY:	INF 3500	WEIGHT (LB):	16.11	PARENT ASSY:	99-10915	
MATERIAL:		SEE BOM				FINISH:		-
CUT SIZE:						BEND ALL:		-
ALL DIMENSIONS ARE IN INCHES		PART NAME:						LOWER HALF, CHIMNEY ASSY
UNLESS SPECIFIED OTHERWISE TOLERANCES ARE:		DRAWN BY: M. DUTCHEVICI		PART NO:		DRAWING NO:		
FRACTIONS: ±1/32				4760		99-11635		
ANGLE: ±1°		APPROVED BY:						
BLANK: .X: ±0.1		DATE: 22 JAN 09		SCALE: 5:64		PAPER SIZE: B		
.XX: ±0.01						SHEET: 1 OF 1		
.XXX: ±0.005								
HARDT		HARDT EQUIPMENT MANUFACTURING INC.						
		1756 50 AVE. LACHINE, QUEBEC, CANADA H8T 2V5 TEL: (514) 631-7271 FAX: (514) 631-7172						

NOTE:
* REMOVE ALL BURRS, SHARP EDGES AND CORNERS.

THINK SAFETY - REMOVE ALL BURRS, SHARP EDGES AND CORNERS

PROJ. MODEL: 99-10911-ASSEM / FILE NAME: 99-10911

REV	DESCRIPTION	BY	DATE
0	ORIGINAL RELEASE	NL	15-SEP-08
1	#4582	NL	24-NOV-08
2	#4825	MD	28-JAN-09
3	#5380	MD	02 JUL 09




2	3	8545	REV	SELF DRILLING SCREW, 8-18 x 1/2" S/S
1	2	4797	REV -	CHIMNEY ELBOW 90°, Ø5" S/S
ITEM	QTY	PART	DRAWING	DESCRIPTION

THIRD ANGLE PROJECTION	CATEGORY:	-	WEIGHT (LB):	4.97	PARENT ASSY:	-
	MATERIAL:	SEE BOM			FINISH:	-
	CUT SIZE:				BEND ALL:	-
ALL DIMENSIONS ARE IN INCHES UNLESS SPECIFIED OTHERWISE TOLERANCES ARE: FRACTIONS: ±1/32 ANGLE: ±1° BLANK: X: ±0.1 XX: ±0.01 XXX: ±0.005	PART NAME:	2 ELBOWS WELDED - 5 IN. DIAM. S/S				
	DRAWN BY:	M. DUTCHEVICI	PART NO:	4797.FIXED	DRAWING NO:	99-10911
	APPROVED BY:		DATE:	15-SEP-08	SCALE:	13:64 PAPER SIZE: B SHEET: 1 OF 1
	HARDT EQUIPMENT MANUFACTURING INC. 1756 50 AVE. LACHINE, QUEBEC, CANADA H8T 2V5 TEL: (514) 631-7271 FAX: (514) 631-7172					

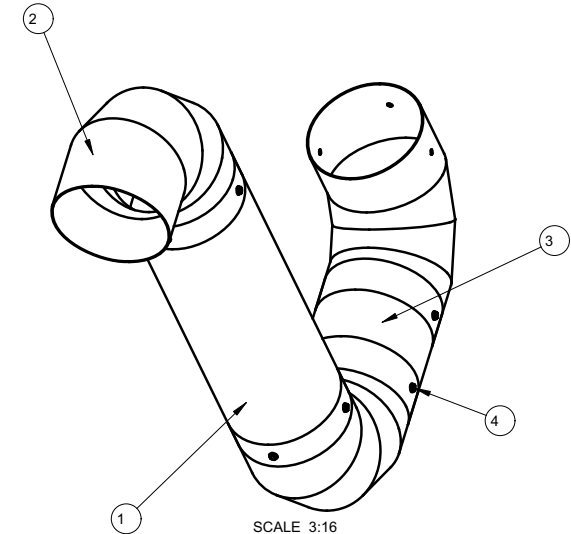
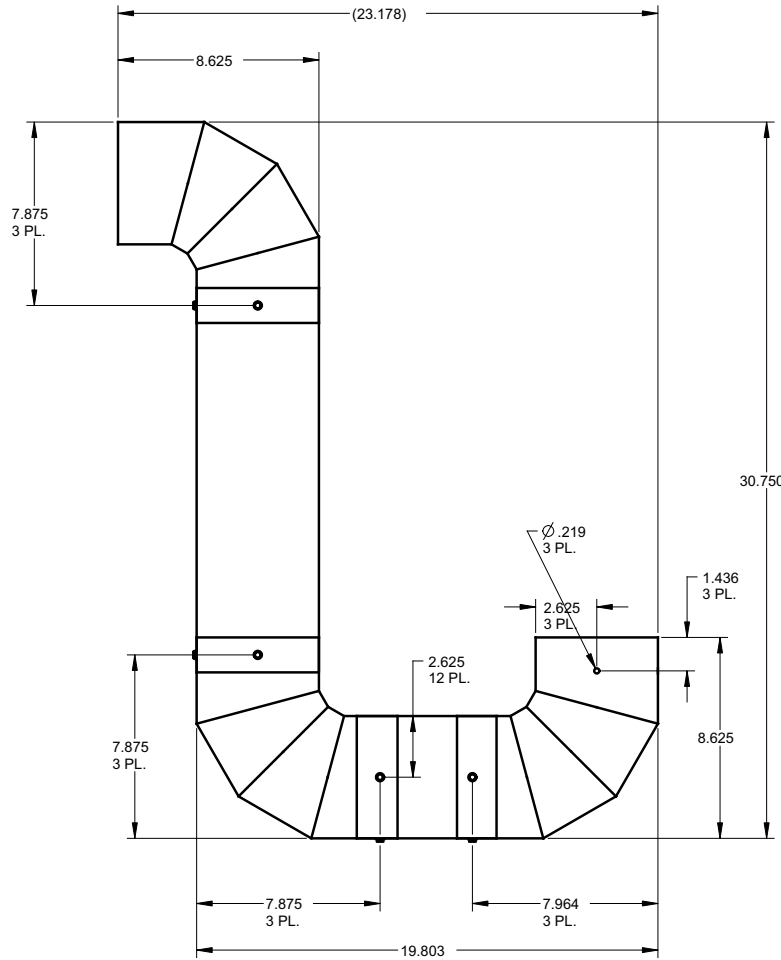
THINK SAFETY - REMOVE ALL BURRS, SHARP EDGES AND CORNERS

THE FLAT VIEW IS SHOWN FOR REFERENCE ONLY, THE VENDOR IS RESPONSIBLE FOR PROVIDING THE CORRECT FLAT IN ORDER TO OBTAIN THE FINISHED PART AS DIMENSIONED.

REV	DESCRIPTION	BY	DATE
0	ORIGINAL RELEASE	MD	27 JUL 09



SCALE 3:16



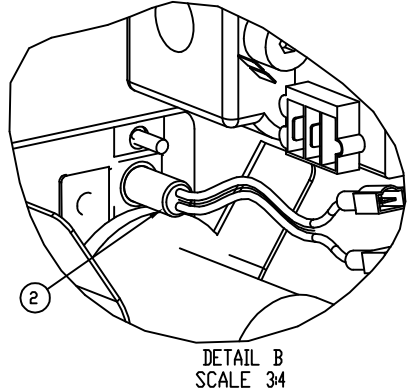
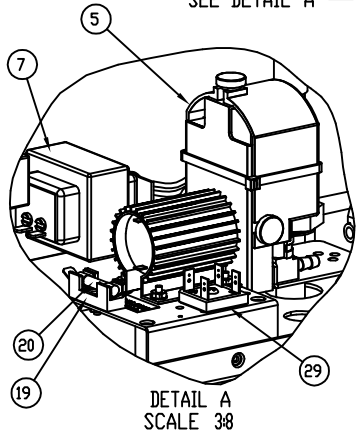
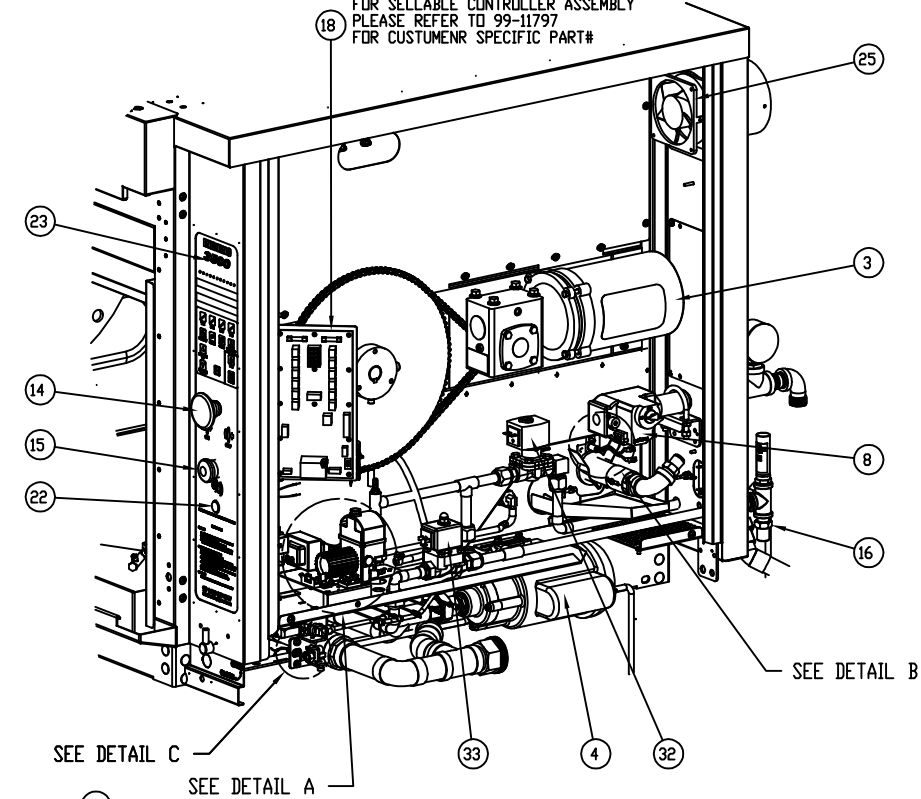
SCALE 3:16

NOTE:
 * REMOVE ALL BURRS, SHARP EDGES AND CORNERS.
 * UNLESS OTHERWISE SPECIFIED, AFTER-BEND DIMENSIONS ARE:
 - OD (OUTSIDE DIMENSION) FOR 90° BENDS AND MORE.
 - ID (INSIDE DIMENSION) FOR BENDS LESS THAN 90°
 - HAVE A TOLERANCE OF ±0.031

4	12	8545		REV	SELF DRILLING SCREW, 8-18 x 1/2" S/S
3	1	NA	-	REV -	CHIMNEY 6" x Ø5", S/S
2	3	4797	N/A	REV -	CHIMNEY ELBOW 90°, Ø5" S/S
1	1	p/n???	-	REV -	CHIMNEY 16.5" x Ø5", S/S

ITEM	QTY	PART	DRAWING	DESCRIPTION
THIRD ANGLE PROJECTION				
CATEGORY:		-	WEIGHT (LB):	11.64
MATERIAL:		SEE BOM		PARENT ASSY:
CUT SIZE:				FINISH:
PART NAME:		CHIMNEY ASS'Y, COUNTER TOP, 5 IN. S/S		
DRAWN BY:		M. DUTCHEVICI	PART NO:	6784
APPROVED BY:				DRAWING NO:
DATE:		27 JUL 09	SCALE:	5:64
		PAPER SIZE:	B	SHEET:
		1 OF 1		
HARDT EQUIPMENT MANUFACTURING INC. 1756 50 AVE. LACHINE, QUEBEC, CANADA H8T 2V5 TEL: (514) 631-7271 FAX: (514) 631-7172				

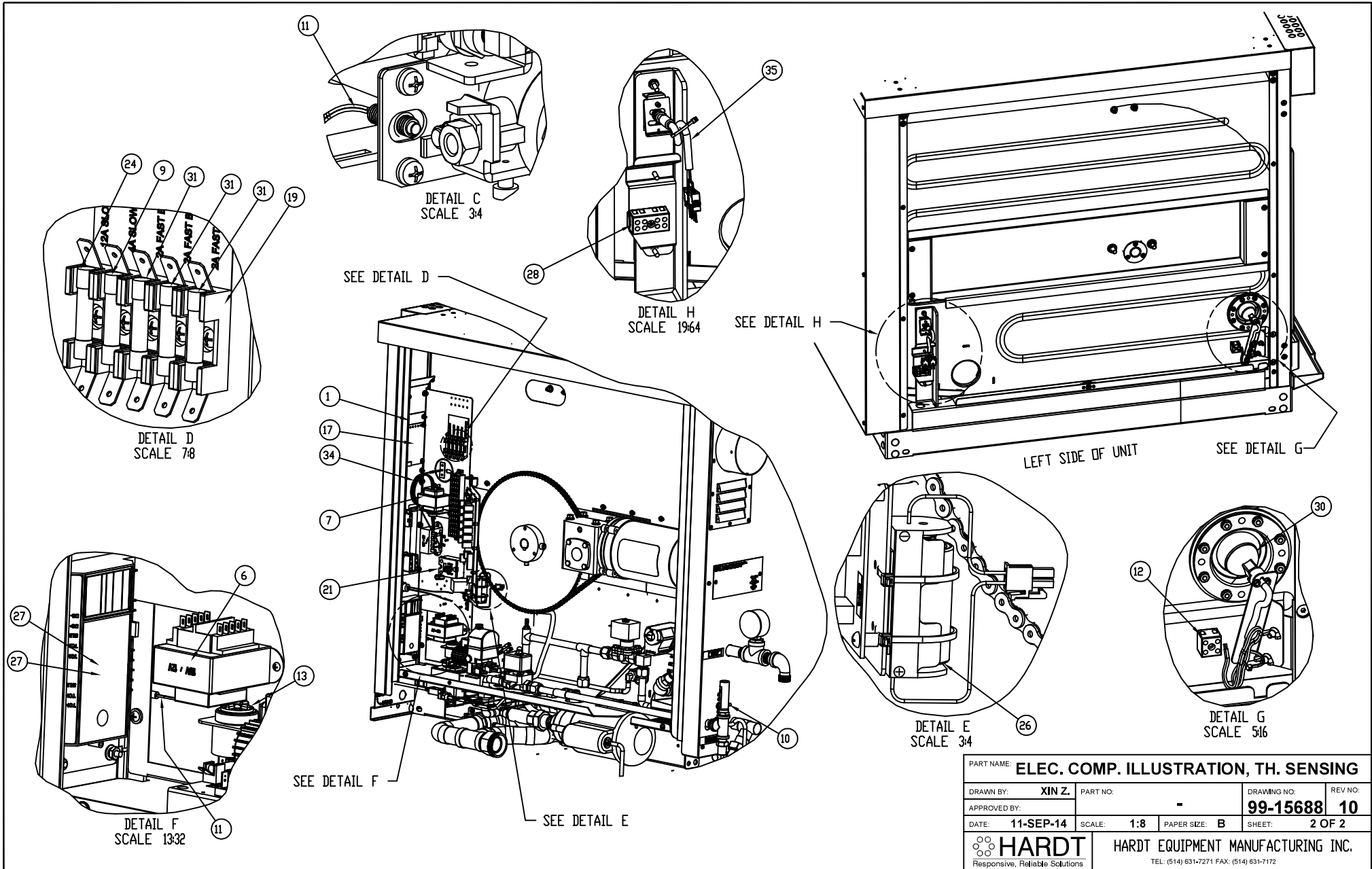
CONTROLLER:
FOR SELLABLE CONTROLLER ASSEMBLY
PLEASE REFER TO 99-11797
FOR CUSTOMER SPECIFIC PART#



REV	DESCRIPTION	CCR	BY	DATE
03	REPLACED RELAY 4052M WITH 6517 UPDATE COMPONENTS.	#2402	MN	2015-12-17
04	ADD SERVICE TO SSR RELAY ASSY PN 6517,UPDATE	#2424	MN	2016-01-25
05	ITEM 7803 REPLACED BY 7803,ASSY. ITEM 14010, 14008 AND 14000 ADDED	#2576	JFM	2016-12-07
06	REMOVED FAN GUARD (P/N 7598) REPLACED P/N 14000 AND 7803,ASSY WITH ASSY 99-16860	#2606 #2618	ZL	2017-01-10
07	REPLACED P/N 6999 WITH 99-16663, ADDED SERVICE NO, COLUMN, REMOVED P/N 14008	#2596	ZL	2017-08-10
08	REPLACE ITEM 14010 BY 7457, 99-16860 BY 7803,ASSY	#2753	JG	2018-02-13
09	ORIENTATION CHANGED ITEM 3787 ITEM 3763 REPLACED BY 99-16671 ITEM 7803, ASSY REPLACED BY 99-16860	#2802 #2949	JM XZ	2019-06-20
10	SERVICE NO. OF 99-16860 CHANGED TO 99-16860 SERVICE NO. OF 6517 CHANGED TO 6517,UPGRADE	#2953 #2954	XZ	2019-07-10

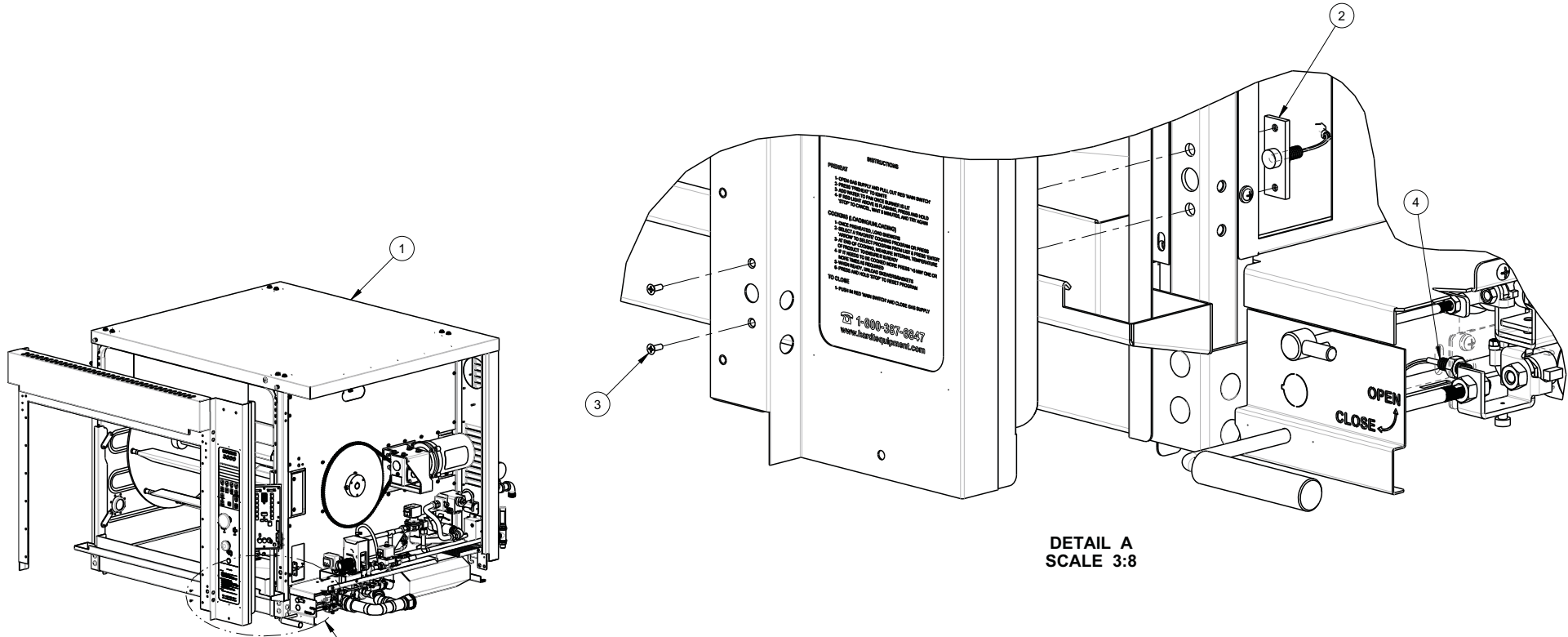
35	1	99-16860	99-16860	REV 04	THERMOCOUPLE TYPE K 6" MI STYLE, ASSEMBLY	99-16860
34	1	4220,2.875	99-8685	REV 1	TEMPERATURE PROBE TYPE-K THERMOCOUPLE	4220,2.875
33	1	20406	-	REV -	SOLENOID VALVE	20406
32	1	20267	-	REV -	SOLENOID VALVE	20267
31	3	20260	-	REV -	FUSE GLASS 1/4x1-1/4 2-AMP FAST-BLOW	20260
30	1	8998	-	REV -	LAMP, HALOGEN, MR-11, 12V/20W, W/GLASS COVER	8998
29	1	8265	-	REV -	BRIDGE RECTIFIER	8265
28	1	7457	-	REV -	TERMINAL BLOCK EURO CERAMIC 30A 300V	7457
27	2	7453	-	REV -	MODULE, IGNITION, CHANNEL PRODUCTS, TH. SENSING	7453
26	1	7413	-	REV -	BATTERY LITHIUM C CELL 3.6V	7413
25	1	7410	-	REV -	FAN TUBEAXIAL 18W 115V 119x119x38mm	7410
24	1	7127	-	REV -	FUSE 12-AMP SLOW-BLOW 1/4x1-1/4	7127
23	1	6644	99-13070	REV 07	OVERLAY, 3500, ENGLISH, BLACK	6644
22	1	6643	-	REV -	INDICATOR LIGHT PANEL MOUNT RED LED 12V	6669
21	1	6517	-	REV -	RELAY SOLID STATE 110-230V COIL, 24-230V, 20A SWITCHING, 50/60HZ	6517,UPGRADE
20	1	5581	-	REV -	FUSE GLASS 1/4x1-1/4 1.5-AMP FAST-BLOW	5581
19	6	5474	-	REV -	FUSE HOLDER SINGLE (FOR 1/4 X 1-1/4" FUSES)	5474
18	1	4592	-	REV	CONTROLLER BOARD ASSEMBLY	SEE NOTE
17	1	4591	-	REV -	DISPLAY BOARD ASSEMBLY	4591,NEW
16	1	4571	-	REV -	POWER CORD MOLDED 14/3 SJTOW 9-FOOT LENGTH	4571
15	1	4563	-	REV -	SWITCH MANUAL ADVANCE / IGNITION RESET, NOX2	4563
14	1	4320	-	REV -	SWITCH RED MAIN ON/OFF, NC	4320
13	1	4302	-	REV -	BUZZER 24V	4302
12	1	4268	-	REV -	TERMINAL CERAMIC, 2-POLE	4268
11	2	4102	-	REV -	REED SENSOR MK11, M5 THREAD, S/S	14064
10	1	4067	-	REV -	CIRCUIT BREAKER SEALED 12.5A 240VAC 15A TRIP	4067
9	1	4065	-	REV -	FUSE GLASS 4-AMP SLOW-BLOW 1/4x1-1/4	4065
8	1	4021	-	REV -	GAS VALVE #VR8205A2123B/HONEYWELL/5A7W.C.	4021
7	2	4010	-	REV	TRANSFORMER 120V/24V	4010
6	1	3787	-	REV -	TRANSFORMER 115V/12VAC	3787
5	2	3766	-	REV -	DEGREASER PUMP	99-16964
4	1	99-16671	99-16671	REV 02	RECIRCULATION PUMP ASSEMBLY 100 -130V	99-16671
3	1	3120	-	REV -	MOTOR 1/4-HP 120V/60HZ	3120
2	1	99-16663	99-16663	REV 00	IGNITER ASSEMBLY 120V	99-16663
1	1	99-15310	99-15310	REV 00	KEYPAD ASSEMBLY	99-15310
ITEM	QTY	PART	DRAWING		DESCRIPTION	SERVICE NO

<p>THIRD ANGLE PROJECTION</p> <p>ALL DIMENSIONS ARE IN INCHES</p> <p>UNLESS SPECIFIED OTHERWISE TOLERANCES ARE:</p> <p>FRACTIONS: ± 1/32</p> <p>ANGLE: ± 1°</p> <p>BLANK: .X: ± 0.05 .XX: ± 0.015 .XXX: ± 0.005</p>	CATEGORY: INF3500 DD	WEIGHT (LB): -	PARENT ASSY: -	
	MATERIAL: SEE BOM			FINISH: -
	PART NAME: ELEC. COMP. ILLUSTRATION, TH. SENSING			
	DRAWN BY: XIN Z.	PART NO: -	DRAWING NO: 99-15688	
APPROVED BY:	-			
DATE: 11-SEP-14	SCALE: 1:8	PAPER SIZE: B	SHEET: 1 OF 2	
<p>HARDT Responsive, Reliable Solutions</p>		<p>HARDT EQUIPMENT MANUFACTURING INC. TEL: (514) 631-7271 FAX: (514) 631-7172</p>		



PART NAME: ELEC. COMP. ILLUSTRATION, TH. SENSING			
DRAWN BY: XIN Z.	PART NO: -	DRAWING NO: 99-15688	REV NO: 10
APPROVED BY:			
DATE: 11-SEP-14	SCALE: 1:8	PAPER SIZE: B	SHEET: 2 OF 2
HARDT Responsive, Reliable Solutions		HARDT EQUIPMENT MANUFACTURING INC. TEL: (514) 631-7271 FAX: (514) 631-7172	

REV	DESCRIPTION	ECO	BY	DATE
0	ORIGINAL RELEASE	-	RH	23-SEP-09
01	SENSOR PARTS REVISED. SERVICE NUMBER ADDED.	2997	JX	2021-09-23



SEE DETAIL A

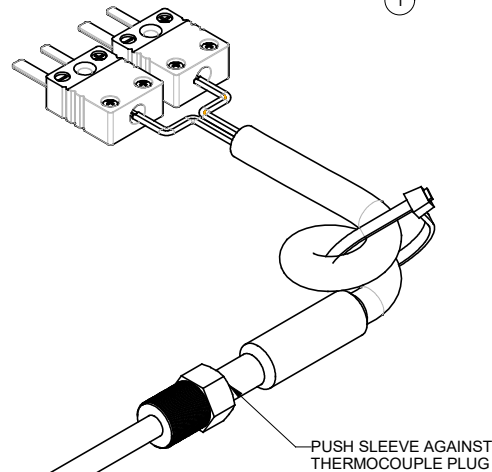
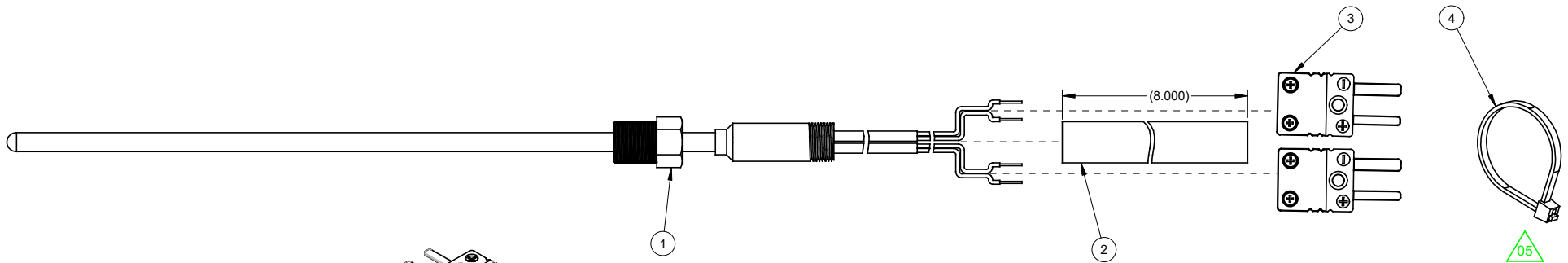
FOR CLARIFICATION PURPOSES
SOME ITEMS ARE OMITTED
FROM THE DRAWING



ITEM	QTY	PART	DRAWING	DESCRIPTION	SERVICE NO
4	1	99-16879	99-16879 REV 02	DRAIN VALVE SENSOR MK11 ASSEMBLY	14064
3	2	11343	- REV -	SCREW PHILLIPS FLAT S/S U/CUT #6-32 x 3/8" LONG	11343
2	1	99-17404	99-17404 REV 00	DOOR SENSOR ASSEMBLY	99-16883
1	1	1238	99-9904 REV 36	SHELL ASSEMBLY, w. INSULATION	

THIRD ANGLE PROJECTION	CATEGORY: INF-3500/BLAZE	WEIGHT (LB):	PARENT ASSY: -
	MATERIAL: SEE BOM		FINISH: -
ALL DIMENSIONS ARE IN INCHES	CUT SIZE:		BEND ALL: -
UNLESS SPECIFIED OTHERWISE TOLERANCES ARE:	PART NAME: MOUNT, DOOR SENSOR, ASSEMBLED, GEN II		
FRACTIONS: ±1/32	DRAWN BY: JIA HUI XU	PART NO: -	DRAWING NO: 99-12417
ANGLE: ±1°	APPROVED BY:		
BLANK: .X: ±0.1	DATE: 10 JUL 09	SCALE: 1:16	PAPER SIZE: B SHEET: 1 OF 1
.XX: ±0.01	HARDT EQUIPMENT MANUFACTURING INC. 1756 50 AVE. LACHINE, QUEBEC, CANADA H8T 2V5 TEL: (514) 631-7271 FAX: (514) 631-7172		
.XXX: ±0.005			

REV	DESCRIPTION	ECO	BY	DATE
00	ORIGINAL RELEASE	-	ZL	2017-01-03
01	REMOVED GC AND 3500 FROM WHERE USED	2753	ZL	2018-04-05
02	REPLACED P/N 11146_025 WITH P/N 14128_8, ADDED NOTE	-	ZL	2018-10-25
03	REDRAWN STRAIGHT	-	MMO	2019-01-16
04	REVISED BOM TABLE	-	XZ	2019-04-08
05	ADDED CABLE TIE	#2949	XZ	2019-06-21



**ASSEMBLED VIEW
AS INSTALLED**

ASSEMBLY:

1. INSTALL SLEEVE
2. OPEN CONNECTORS
3. ATTACH THE YELLOW WIRES TO "+" CONTACTS AND THE RED WIRES TO "-" CONTACTS ON THE SCREW TERMINALS
4. CLOSE CONNECTORS

4	1	4567	-	REV -	CABLE TIE 4" BLACK HIGH TEMP
3	2	14000	-	REV 00	THERMOCOUPLE CONNECTOR CERAMIC MALE
2	1	14128_8	-	REV -	SILICONE RUBBER SLEEVING WHITE 1/4" x 8" LONG
1	1	7803	-	REV	THERMOCOUPLE TYPE K 6" MI STYLE
ITEM	QTY	PART	DRAWING		DESCRIPTION

ALL DIMENSIONS ARE IN INCHES

PART NAME: **THERMOCOUPLE TYPE K 6" MI STYLE, ASSEMBLY**

WHERE USED: **INF-4500, INF-3500, INF-GC**

MATERIAL: **SEE BOM**

FINISH: -

DRAWN BY: **XIN Z.**

PART NO.:

DRAWING NO.:

REV

APPROVED BY:

99-16860

99-16860

05

SCALE: **1:1**

PAPER SIZE: **B**

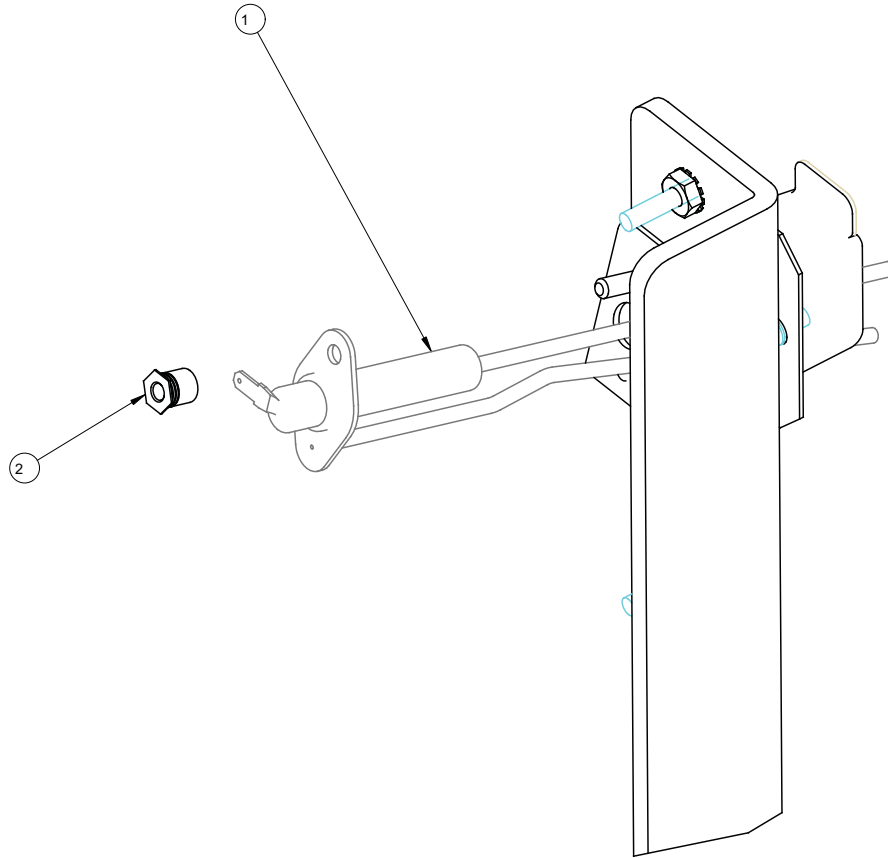
SHEET: **1 OF 1**

HARDT
Responsive, Reliable Solutions

THINK SAFETY - REMOVE ALL BURRS, SHARP EDGES AND CORNERS

PROJ MODEL: 99-12682-ASSEM / FILE NAME: 99-12682

REV	DESCRIPTION	CCR	BY	DATE
0	ORIGINAL RELEASE		MD	01 FEB 10
1	REMOVE DIELECTRIC GREASE	#1796	MN	22-APR-13
02	P/N ADDED PART DESCRIPTION REVISED	#2597	CM	2016-11-18

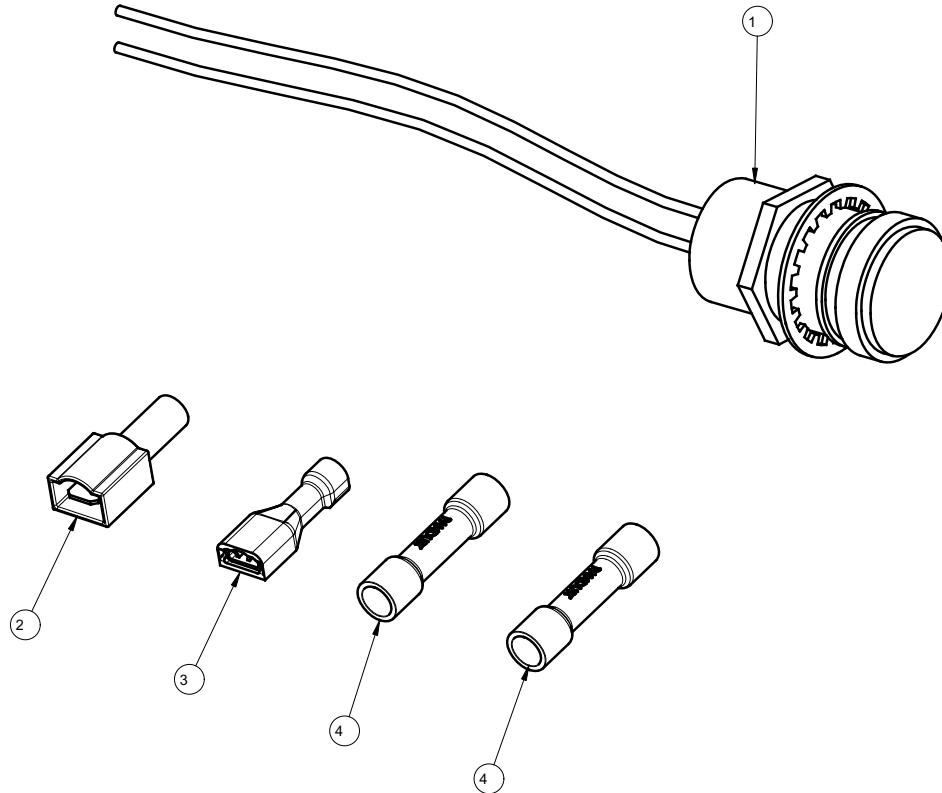


FEATURE MARKED ARE
CRITICAL TO QUALITY

- FIT AND FUNCTION
- APPEARANCE

2	1	10280	REV	STANDOFFTHRU-HOLE THREADED S/S 8-32 x .5/16 (PEM# SOS-832-10)
1	1	6719	6719 REV 0	FLAME SENSOR, DUAL PROBE
ITEM	QTY	PART	DRAWING	DESCRIPTION
THIRD ANGLE PROJECTION		CATEGORY: BLAZE/INF-3500/INF-GC	WEIGHT (LB): 0.00	PARENT ASSY: -
		MATERIAL: SEE BOM	FINISH: -	
ALL DIMENSIONS ARE IN INCHES UNLESS SPECIFIED OTHERWISE TOLERANCES ARE:		CUT SIZE:	BEND ALL: -	
FRACTIONS: ±1/32		PART NAME: SERVICE DRAWING, CP FLAME SENSOR		
ANGLE: ±1°		DRAWN BY: CARLOS M.	PART NO: 6719.KIT	DRAWING NO: 99-12682
BLANK: .X: ±0.1		APPROVED BY:		
.XX: ±0.01		DATE: 01 FEB 10	SCALE: 1:1	PAPER SIZE: B SHEET: 1 OF 1
.XXX: ±0.005		HARDT EQUIPMENT MANUFACTURING INC. 1756 50 AVE. LACHINE, QUEBEC, CANADA H8T 2V5 TEL: (514) 631-7271 FAX: (514) 631-7172		

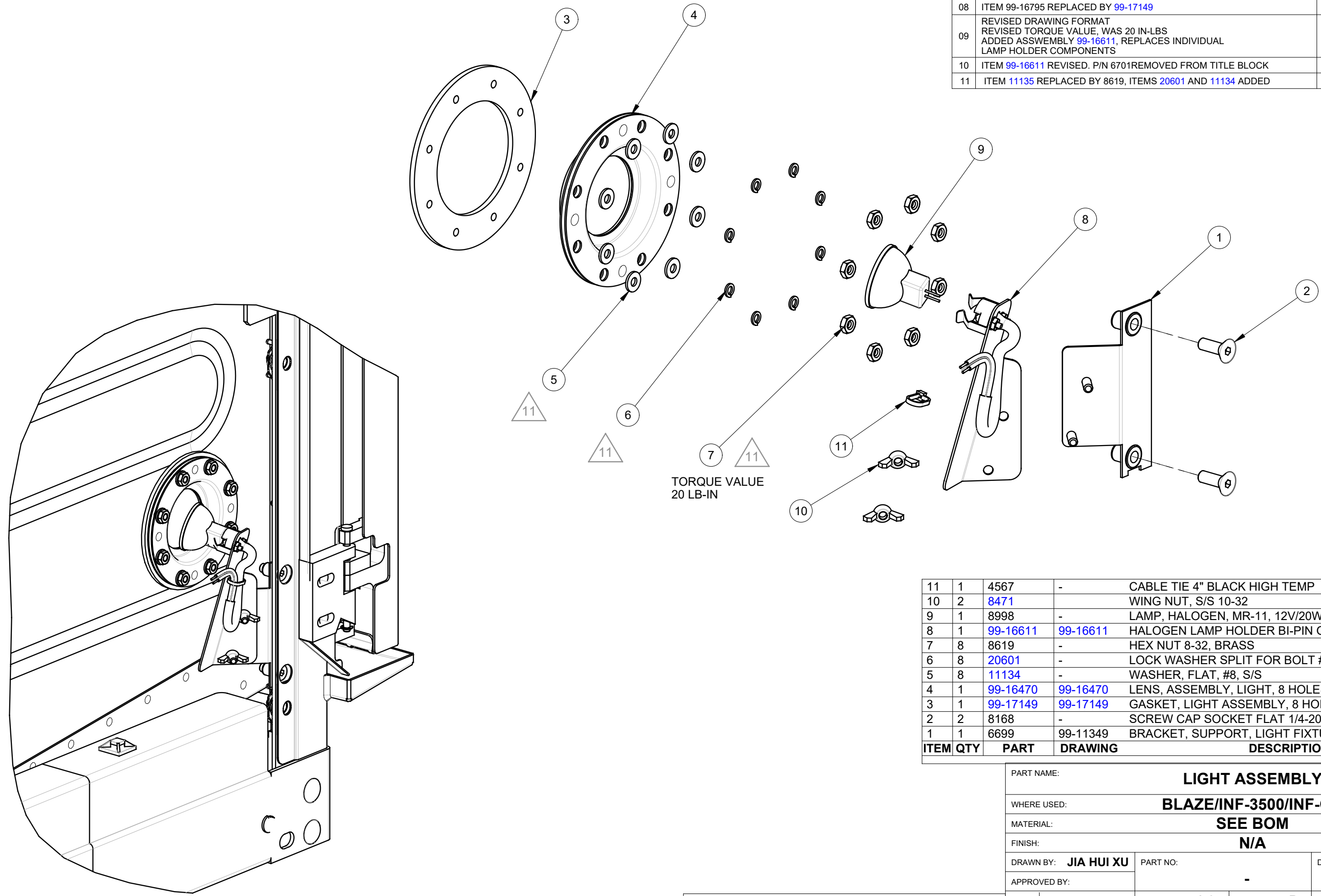
REV	DESCRIPTION	CCR	BY	DATE
00	ORIGINAL RELEASE	-	RD	17-OCT-14



4	2	4293	4293	REV 00	TERMINAL BUTT SPLICE VINIL, RED, #18-20
3	1	11111		REV	TERMINAL FEMALE FULL-INS .25 X.032 22-18 AWG LOOSE
2	1	11110	11110	REV 0	TERMINAL MALE FULL-INS .250 X .032 22-18 AWG LOOSE
1	1	6643	6643	REV -	INDICATOR LIGHT PANEL MOUNT RED LED 12V (USE 6669)
ITEM	QTY	PART	DRAWING		DESCRIPTION

THIRD ANGLE PROJECTION		CATEGORY: INF-GC	WEIGHT (LB): -	PARENT ASSY: -
		MATERIAL: SEE BOM		
ALL DIMENSIONS ARE IN INCHES UNLESS SPECIFIED OTHERWISE TOLERANCES ARE: FRACTIONS: ±1/32 ANGLE: ±1° BLANK .X: ±0.05 .XX: ±0.015 .XXX: ±0.005		PART NAME: INDICATOR LIGHT ASSEMBLY, RED, LED, 12V, UNIVERSAL DRAWN BY: R.DIMITROV APPROVED BY:		PART NO: 6669 DRAWING NO: 99-15720
		DATE: 17-OCT-14	SCALE: 3:2	PAPER SIZE: B
		HARDT Responsive, Reliable Solutions		HARDT EQUIPMENT MANUFACTURING INC TEL: (514) 631-7271 FAX: (514) 631-7172

REV	DESCRIPTION	ECO	BY	DATE
06	ADDED TORQUE VALUE	2644	RD	2017-06-13
07	TORQUE VALUE CHANGED	2679	JM	2017-07-31
08	ITEM 99-16795 REPLACED BY 99-17149	2718	CM	2017-11-28
09	REVISED DRAWING FORMAT REVISED TORQUE VALUE, WAS 20 IN-LBS ADDED ASSWEMBLY 99-16611, REPLACES INDIVIDUAL LAMP HOLDER COMPONENTS	2881	PGS	2019-02-25
10	ITEM 99-16611 REVISED. P/N 6701REMOVED FROM TITLE BLOCK	3126	JX	2022-03-18
11	ITEM 11135 REPLACED BY 8619, ITEMS 20601 AND 11134 ADDED	3228	MG	2023-10-17

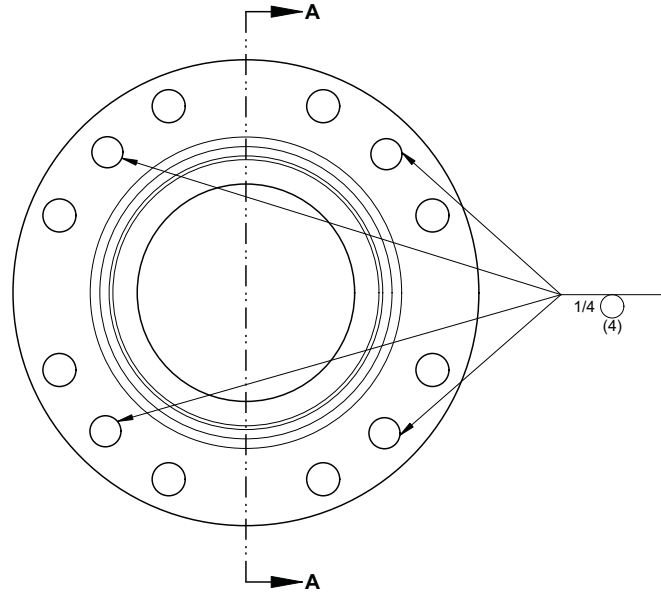
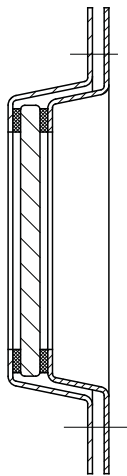
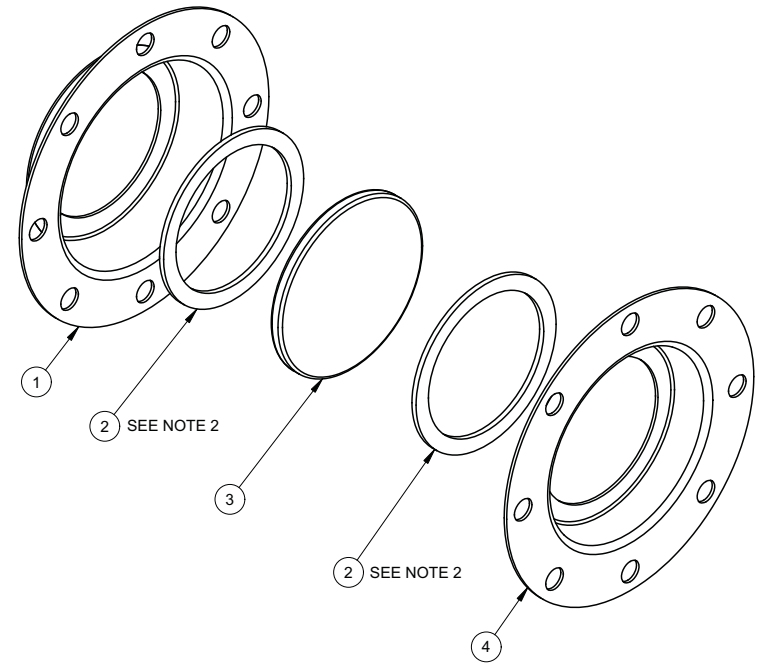
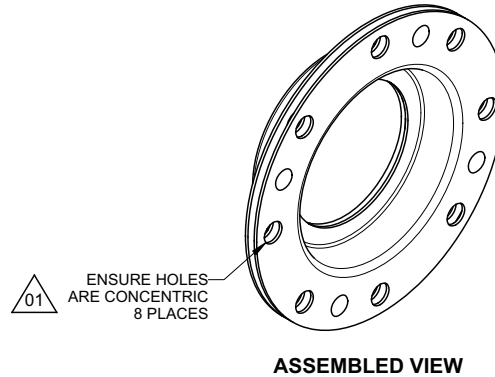


ITEM	QTY	PART	DRAWING	DESCRIPTION
11	1	4567	-	CABLE TIE 4" BLACK HIGH TEMP
10	2	8471	-	WING NUT, S/S 10-32
9	1	8998	-	LAMP, HALOGEN, MR-11, 12V/20W, W/GLASS COVER
8	1	99-16611	99-16611	HALOGEN LAMP HOLDER BI-PIN G4, ASSY
7	8	8619	-	HEX NUT 8-32, BRASS
6	8	20601	-	LOCK WASHER SPLIT FOR BOLT #8 S/S
5	8	11134	-	WASHER, FLAT, #8, S/S
4	1	99-16470	99-16470	LENS, ASSEMBLY, LIGHT, 8 HOLES
3	1	99-17149	99-17149	GASKET, LIGHT ASSEMBLY, 8 HOLES
2	2	8168	-	SCREW CAP SOCKET FLAT 1/4-20 X 3/4" S/S
1	1	6699	99-11349	BRACKET, SUPPORT, LIGHT FIXTURE

PART NAME:		LIGHT ASSEMBLY	
WHERE USED:		BLAZE/INF-3500/INF-GC	
MATERIAL:		SEE BOM	
FINISH:		N/A	
DRAWN BY: JIA HUI XU	PART NO:	-	DRAWING NO: 99-11907
APPROVED BY:			REV: 11
SCALE: 1:2	PAPER SIZE: B	HARDT Responsive, Reliable Solutions	
SHEET: 1 OF 1			

ALL DIMENSIONS ARE IN INCHES

REV	DESCRIPTION	ECO	BY	DATE
00	ORIGINAL RELEASE	-	RD	2017-01-20
01	REVISED PART 99-16641, 99-11715 & 99-11353 ADDED NOTE FOR ASSEMBLED VIEW ALSO USED IN BLAZE, INF-GC, & INF-3500	2845	FB	2018-08-31



01

ITEM	QTY	PART	DRAWING	DESCRIPTION
4	1	99-11715	99-11715 REV 04	BACK COVER, LIGHT, WRAPPER ASS'Y
3	1	8995	99-11353 REV 03	GLASS, LIGHT
2	2	99-15111	99-15111 REV 03	GASKET, LENS ASSEMBLY, SMALL
1	1	99-16641	99-16641 REV 01	COVER, LIGHT, WRAPPER ASS'Y, NO STUDS

ALL DIMENSIONS ARE IN INCHES

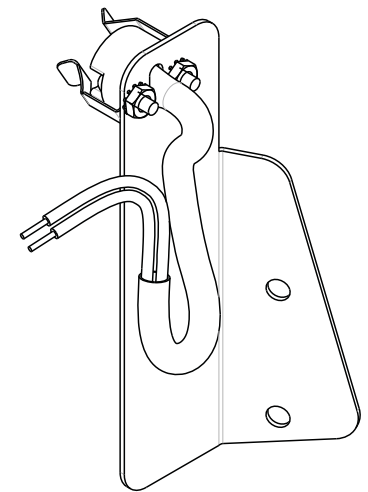
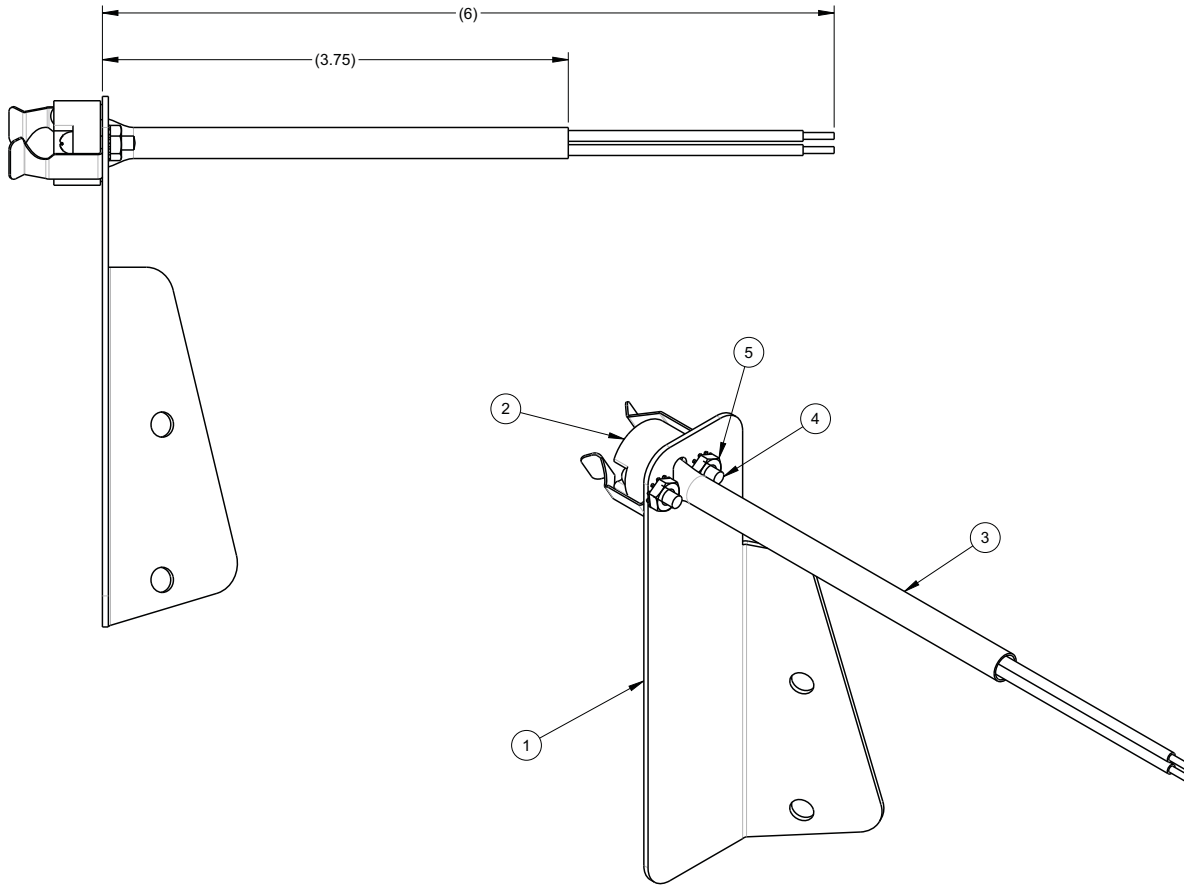
UNLESS SPECIFIED OTHERWISE TOLERANCES ARE:
MANUAL PROCESSES ±0.030
WELDED FEATURE POSITIONING

PART NAME: LENS, ASSEMBLY, LIGHT, 8 HOLES	
WHERE USED: BLAZE, INF-GC, INF-3500, INF-4500, INF-2500	
MATERIAL: SEE BOM	
FINISH: N/A	
DRAWN BY: FYRIALE B.	PART NO: 99-16470
APPROVED BY:	DRAWING NO: 99-16470 REV 01
SCALE: 1:1	PAPER SIZE: B
SHEET: 1 OF 1	HARDT Responsive, Reliable Solutions

NOTES:

- 1) ASSEMBLED PARTS AS SHOWN
- 2) ENSURE SMALL GASKETS ARE CONCENTRIC TO GLASS AND COVER
- 3) SERVICE BULLETIN AVAILABLE: SVC-016-0059-01

REV	DESCRIPTION	ECO	BY	DATE
00	ORIGINAL RELEASE	-	CM	2017-09-14
01	REPLACED 11146.1/4 BY 14128_4 MODIFIED NOTE FOR STEP 3	-	CM	2018-08-31
02	REDRAWN STRAIGHT	-	MMO	2019-01-31
03	UPDATED THE GEOMETRY OF P/N 9013	3126	JX	2022-03-18



ASSEMBLED VIEW
AS INSTALLED

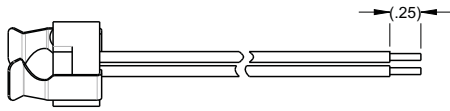
NOTES:

1) ITEMS MARKED AS N/A ARE NOT AVAILABLE FOR ORDER BY SERVICE PARTNERS.
IF THIS ITEM IS NEEDED, PLEASE ORDER THIS ASSEMBLY (P/N 99-16611)

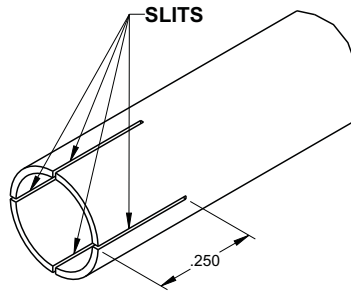
ITEM	QTY	PART	DRAWING	DESCRIPTION	SERVICE NO
5	2	11132	-	REV - NUT, K-LOCK, S/S, #4-40	11132
4	2	8572	-	REV - MACH. SCREW 4-40 x 1/2 S/S PHILLIPS FILLISTER HEAD	8572
3	1	14128_4	-	REV - SILICONE RUBBER SLEEVING WHITE 1/4" x 4" LONG	14128_4
2	1	9013	-	REV - HALOGEN LAMP HOLDER BI-PIN G4 W/18" LEADS	9013
1	1	6698	99-11347 REV 08	BRACKET, HOLDER, LIGHT FIXTURE	N/A

PART NAME: HALOGEN LAMP HOLDER BI-PIN G4, ASSY			
WHERE USED: BLAZE / INF-3500 / INF-GC / INF-4500			
MATERIAL: SEE BOM			
FINISH: -			
DRAWN BY: JIA HUI XU	PART NO: 99-16611	DRAWING NO: 99-16611	REV: 03
APPROVED BY:	SCALE: 1:1	PAPER SIZE: B	 Responsive, Reliable Solutions
	SHEET: 1 OF 2		

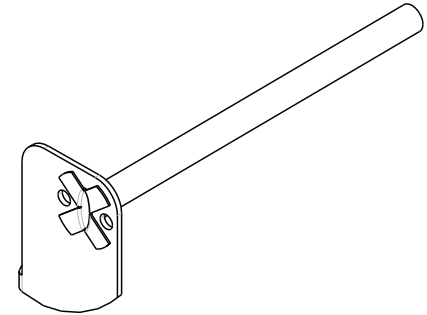
CLASS: N/A
GROUP: N/A



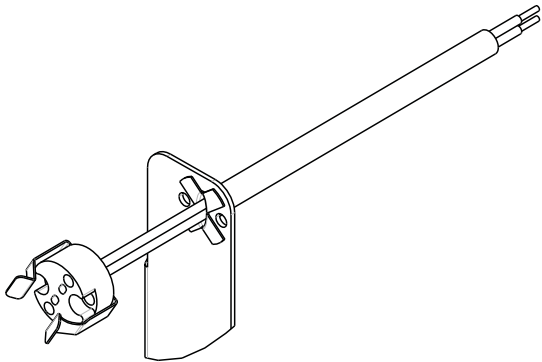
STEP 1: REMOVE INSULATION AND TIN EXPOSED WIRES BY POT SOLDERING



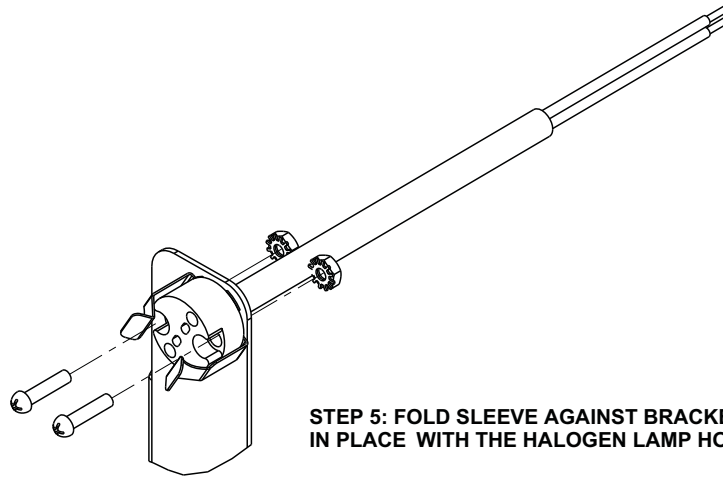
STEP 2: SLIT SLEEVE 1/4", 4 PLACES



STEP 3: ROUTE SLEEVE THROUGH BRACKET OBOARD HOLE FOLD TABS OVER



STEP 4: INSERT THE HALOGEN LAMP HOLDER WIRES INTO THE SLEEVE



STEP 5: FOLD SLEEVE AGAINST BRACKET AND CLAMP SLEEVE IN PLACE WITH THE HALOGEN LAMP HOLDER AND HARDWARE

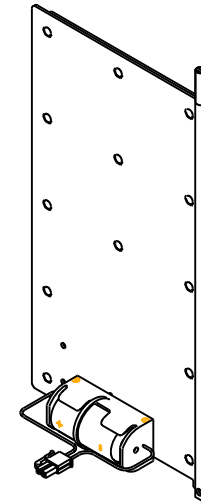
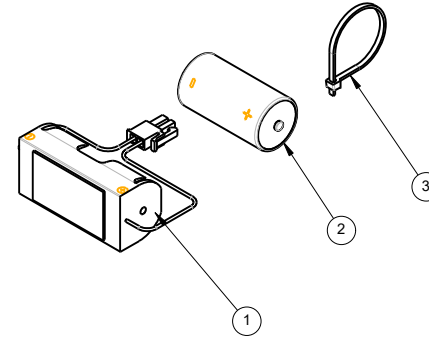
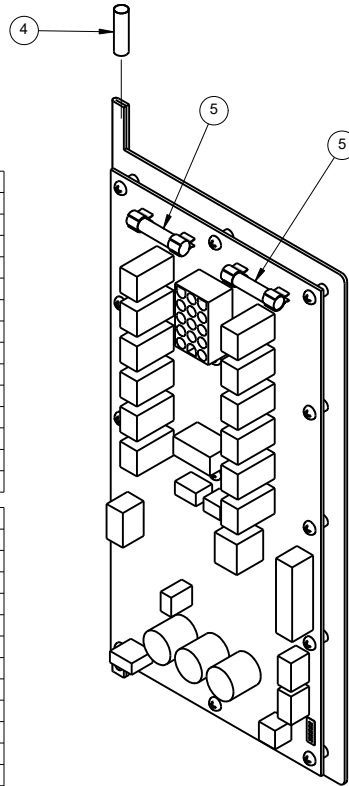
PART NAME: HALOGEN LAMP HOLDER BI-PIN G4, ASSY			
DRAWN BY: JIA HUI XU	PART NO: 99-16611	DRAWING NO: 99-16611	REV: 03
APPROVED BY:			
 		SCALE: 1:1	PAPER SIZE: B
SHEET: 2 OF 2		 Responsive, Reliable Solutions	

REV	DESCRIPTION	ECO	BY	DATE
00	ORIGINAL RELEASE	#2679 #2908	ZL	2019-05-16
01	NEW 4114 AND 4089 VERSIONS ADDED	-	XZ	2019-08-21
02	ADDED TABLE FOR INF-3500, MOVED BATTERY HOLDER	#2951 #3002	ZL	2019-10-23
03	4114 PART NUMBERS ADDED / CHANGED	-	JW	2020-01-02
04	ADDED P/N 4089.COSAU TO GC TABLE	-	ZL	2020-02-28

INF-3500 PROGRAMMED CONTROLLER	
PART #	PART NAME
4086.BJ	CONTROLLER PROGRAMMED INF3500 BJ'S
4086.COS	CONTROLLER PROGRAMMED INF3500 COSTCO
4086.COSMX	CONTROLLER PROGRAMMED INF3500 COSTCO MEXICO
4086.ENG	CONTROLLER PROGRAMMED INF3500 STANDARD ENGLISH
4086.FR	CONTROLLER PROGRAMMED INF3500 STANDARD FRENCH
4086.M	CONTROLLER PROGRAMMED INF3500 MEIJER
4086.SAM	CONTROLLER PROGRAMMED INF3500 SAMS
4086.SAMPR	CONTROLLER PROGRAMMED INF3500 SAMS PUERTO RICO
4086.SOB	CONTROLLER PROGRAMMED INF3500 SOBEYS
4086.SP	CONTROLLER PROGRAMMED INF3500 STANDARD SPANISH
4086.WMX	CONTROLLER PROGRAMMED INF3500 WALMART MEXICO
4086.CEL	CONTROLLER PROGRAMMED INF3500 STANDARD CELSIUS ENGLISH
4086.CELE	CONTROLLER PROGRAMMED INF3500 CELSIUS ENGLISH KOREA TOTAL F&B

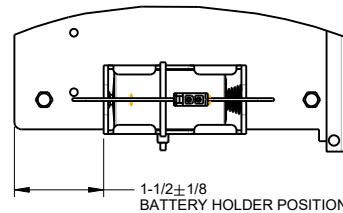
INF-GC PROGRAMMED CONTROLLER	
PART #	PART NAME
4089	CONTROLLER PROGRAMMED INFGC GENERIC
4089.BJ	CONTROLLER PROGRAMMED INFGC BJ
4089.COS	CONTROLLER PROGRAMMED INFGC COSTCO
4089.COSAU	CONTROLLER PROGRAMMED INFGC COSTCO AUSTRALIA
4089.COSCA	CONTROLLER PROGRAMMED INFGC COSTCO CAN ENG
4089.COSCAFR	CONTROLLER PROGRAMMED INFGC COSTCO CAN FR
4089.COS-FR	CONTROLLER PROGRAMMED INFGC COSTCO FRANCE
4089.COS-IS	CONTROLLER PROGRAMMED INFGC COSTCO ICELAND
4089.COS-JP	CONTROLLER PROGRAMMED INFGC COSTCO JAPAN
4089.COSKR	CONTROLLER PROGRAMMED INFGC COSTCO KOREA
4089.COSMX	CONTROLLER PROGRAMMED INFGC COSTCO MEXICO
4089.COSSP	CONTROLLER PROGRAMMED INFGC COSTCO SPAIN
4089.COSUK	CONTROLLER PROGRAMMED INFGC COSTCO UK
4089.IGAFR	CONTROLLER PROGRAMMED INFGC IGA FR
4089.M	CONTROLLER PROGRAMMED INFGC MEIJER E
4089.COSCN	CONTROLLER PROGRAMMED INFGC COSTCO CHINA
4089.GFS	CONTROLLER PROGRAMMED INFGC GFS

INF-4500 PROGRAMMED CONTROLLER	
PART #	PART NAME
4114.COS	CONTROLLER PROGRAMMED INF4500 COSTCO USA/MEXICO
4114.COS-CA	CONTROLLER PROGRAMMED INF4500 COSTCO CAN ENG
4114.COS-QC	CONTROLLER PROGRAMMED INF4500 COSTCO CAN FRENCH
4114.COS-ES	CONTROLLER PROGRAMMED INF4500 COSTCO SPAIN
4114.COS-AU	CONTROLLER PROGRAMMED INF4500 COSTCO AUSTRALIA
4114.COS-MX	CONTROLLER PROGRAMMED INF4500 COSTCO MEXICO
4114.COS-TW	CONTROLLER PROGRAMMED INF4500 COSTCO TAIWAN
4114.SAM	CONTROLLER PROGRAMMED INF4500 SAMS
4114.BJ	CONTROLLER PROGRAMMED INF4500 BJ'S
4114.WM	CONTROLLER PROGRAMMED INF4500 WALMART



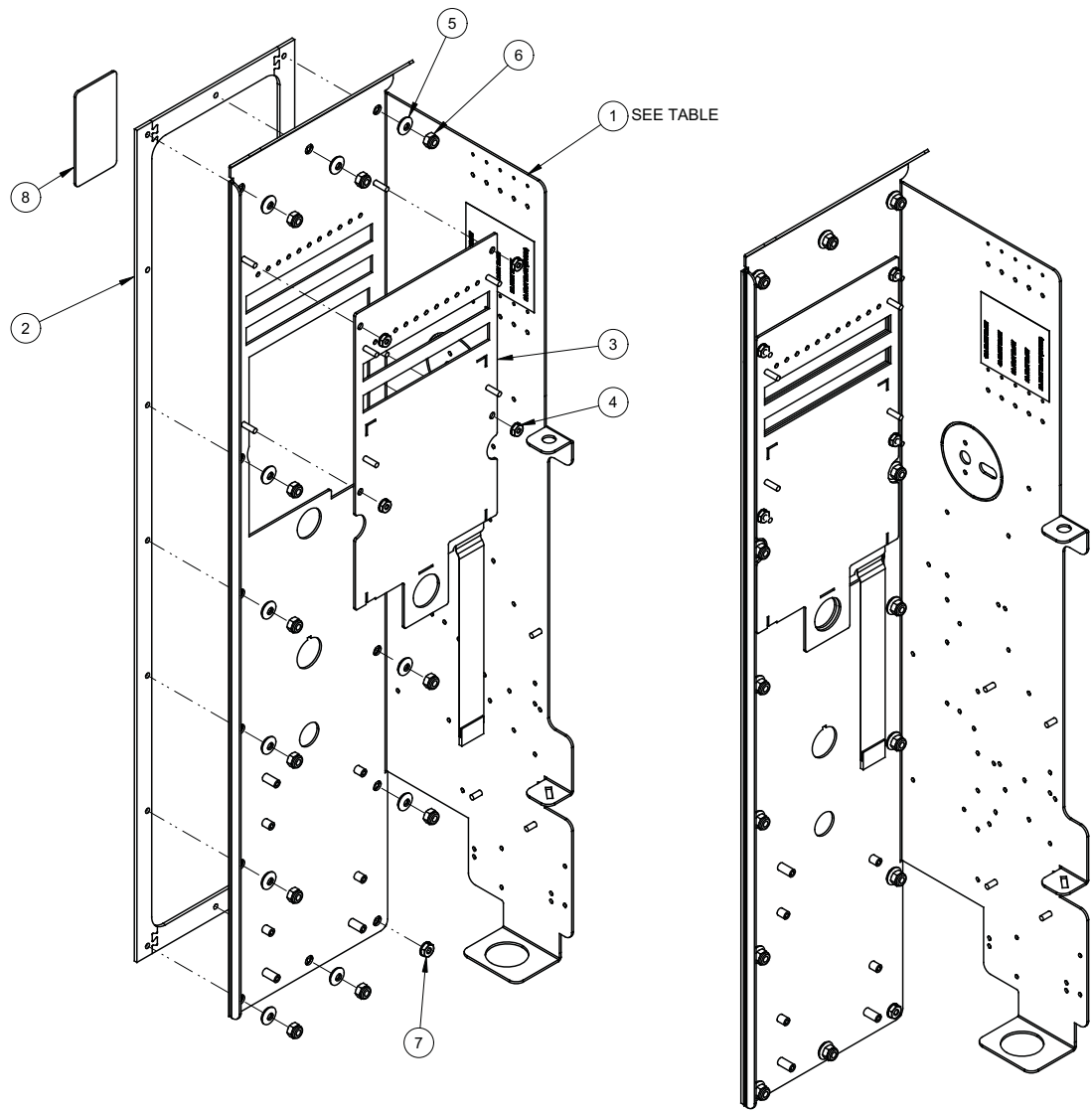
NOTES:
ITEM 1 TO 5 ARE INCLUDED WITH CONTROLLER ASSEMBLY
BUT MAY BE ORDERED INDIVIDUALLY IF NEEDED

ITEM	QTY	PART	DESCRIPTION
5	2	4105	FUSE 6.25-AMP SLOW-BLOW 1/4X1-1/4
4	1	11144-0.875	TUBE HEAT SHRINK BLACK 2:1 1/4", 7/8" LONG
3	1	4290	CABLE TIE 8" WHITE PLT2M-M
2	1	7413	BATTERY LITHIUM C CELL 3.6V
1	1	14050	HOLDER, BATTERY, "C" SIZE, ASSEMBLY



PART NAME: CONTROLLER, PROGRAMMED			
WHERE USED: INF-3500/INF-GC / INF-4500			
MATERIAL: SEE BOM			
FINISH: N/A			
DRAWN BY: ZHANBO LI	PART NO:	DRAWING NO: 99-17105	REV: 04
APPROVED BY:	SEE TABLE		
SCALE: 1:2		PAPER SIZE: B	 RESPONSIVE, RELIABLE SOLUTIONS
SHEET: 1 OF 1			

CLASS: N/A GROUP: N/A



REV	DESCRIPTION	CCR	BY	DATE
00	ORIGINAL RELEASE	-	PGS	13-AUG-14
01	REPLACED 99-15012, 99-13078 WITH 99-15416, ADDED TABLE		PGS	13-FEB-14
02	REVISED TABLE	#2092	PGS	13-AUG-14
03	REVISED TABLE		ZL	22-AUG-14
04	REVISED TABLE		ZL	27-AUG-14
05	REPLACE OVARLEY GASKET ASSY #99-14931 WITH THE NEW MODEL#2365		MN	2015-11-30
06	REPLACED P/N 11387 WITH P/N 9000	#2512	ZL	2016-06-13
07	REMOVE WASHER #11134, NUT #11135 MOVE TO BOTTOM RIGHT	#2511	MN	2016-06-20
08	ADDED FUSE LABEL ON ITEM #1 (SEE TABLE)	#2631	ZL	2017-04-03

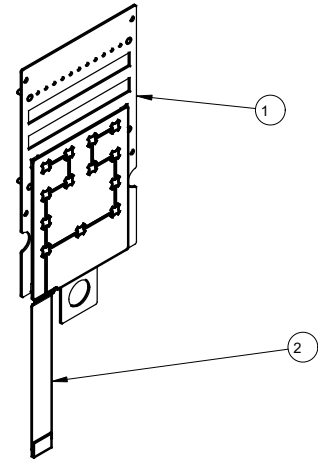
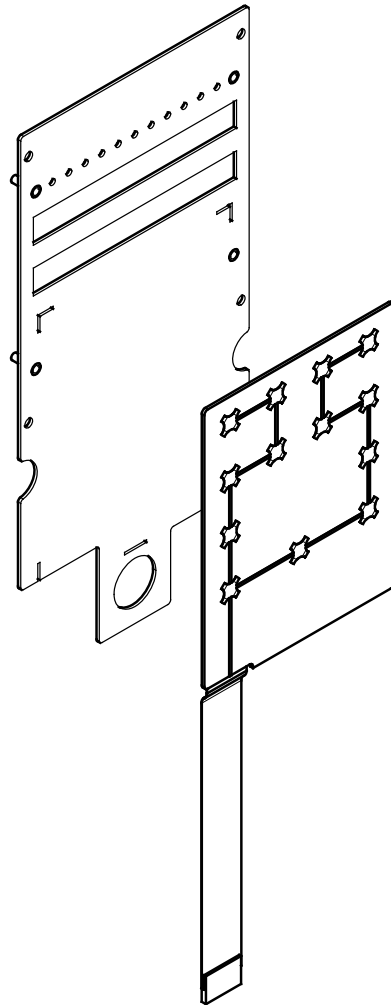
	FULL ASSEMBLY	DESCRIPTION	ITEM #1 ONLY
REGULAR DOORS	99-15311.1	OVERLAY W/ CONTROL PANEL, INF 3500, FRENCH, BLACK, NO FOAM	99-15673
	99-15311.3	OVERLAY W/ CONTROL PANEL, INF 3500, SPANISH, BLACK, NO FOAM, NO TEL	99-15661
	99-15311.4	OVERLAY W/ CONTROL PANEL, INF 3500, ENGLISH, RED, NO FOAM	99-15416
	99-15311.5	OVERLAY W/ CONTROL PANEL, INF 3500, ENGLISH, BLACK, NO FOAM	99-15417
	99-15311.6	OVERLAY W/ CONTROL PANEL, INF 3500, SPANISH, RED, NO FOAM, NO TEL	99-15659
	99-15311.7	OVERLAY W/ CONTROL PANEL, INF 3500, ENGLISH, BLACK, NO FOAM, NO TEL	99-15660
FRENCH DOORS	99-15311.2	OVERLAY W/ CONTROL PANEL, INF 3500, FD, FRENCH, BLACK, NO FOAM	99-15674
	99-15311.8	OVERLAY W/ CONTROL PANEL, INF 3500, FD, ENGLISH, RED, NO FOAM	99-15675
	99-15311.9	OVERLAY W/ CONTROL PANEL, INF 3500, FD, ENGLISH, BLACK, NO FOAM	99-15671

8	1	99-15309	99-15309	REV 00	GAUGE, OVERLAY GASKET COMPRESSION
7	1	11135	-	REV -	NUT, K-LOCK, S/S, #8-32
6	13	9000	-	REV -	NYLON INSERT LOCK NUT, 8-32, PLATED
5	13	7312	-	REV -	WASHER, NEOPRENE BONDED, GALV.230*ID x 1/2*OD.
4	4	11125	-	REV -	K-LOCKNUT S/S 6-32
3	1	99-15310	99-15310	REV 00	KEYPAD ASSEMBLY
2	1	99-16266	99-16266	REV 00	GASKET, OVERLAY, GC/3500, ASSEMBLY
1	1	-	SEE TABLE	REV -	OVERLAY W/ PANEL

ITEM	QTY	PART	DRAWING	DESCRIPTION
THIRD ANGLE PROJECTION				
CATEGORY:		INF 3500	WEIGHT (LB):	7.77
MATERIAL:		SEE BOM	PARENT ASSY:	-
PART NAME:		OVERLAY w/ CONTROL PANEL		
DRAWN BY:		ZHANBO LI	PART NO:	SEE TABLE
APPROVED BY:			DRAWING NO:	99-15311
DATE:		18-NOV-13	SCALE:	5:16
			PAPER SIZE:	B
			SHEET:	1 OF 1
		HARDT HARDT EQUIPMENT MANUFACTURING INC Responsive, Reliable Solutions TEL: (614) 631-7271 FAX: (614) 631-7172		

NOTE: ENSURE ALL PARTS ARE CLEAN AND FREE OF DEBRIS BEFORE ASSEMBLY

REV	DESCRIPTION	CCR	BY	DATE
00	ORIGINAL RELEASE	-	PGS	18-NOV-13



NOTES:
 1) CLEAN ALL MATING SURFACES PRIOR TO ASSEMBLY
 2) ALIGN KEY PAD WITH xx ON PANEL
 3) PRESS IN PLACE

ITEM	QTY	PART	DRAWING	DESCRIPTION
2	1	-	99-15031 REV 01	KEYPAD
1	1	-	99-15013 REV 03	SUPPORT / BACK PLATE

<p>THIRD ANGLE PROJECTION</p> <p>ALL DIMENSIONS ARE IN INCHES UNLESS SPECIFIED OTHERWISE. TOLERANCES ARE: FRACTIONS: ±1/32 ANGLE: ±1° BLANK .X: ±0.05 .XX: ±0.015 .XXX: ±0.005</p>	CATEGORY: GC	WEIGHT (LB): 1.25	PARENT ASSY: -	
	MATERIAL: SEE BOM		FINISH: -	
	PART NAME: KEYPAD ASSEMBLY			DRAWING NO: 99-15310
	DRAWN BY: PAUL S	PART NO: -	APPROVED BY:	
DATE: 18-NOV-13	SCALE: 1:2	PAPER SIZE: B	SHEET: 1 OF 1	
HARDT Responsive, Reliable Solutions		HARDT EQUIPMENT MANUFACTURING INC TEL: (514) 631-7271 FAX: (514) 631-7172		

TITLE: BX CABLE ASSEMBLY

PART #: 99-18400

DRAWING: 99-18400

REVISION: 01

WHERE USED: GC (with Thermal Sensing only), Inf 3500

DATE: 2018-06-20

DRAWN BY: FYRIALE BOLO

BILL OF MATERIALS				
ITEM	PART	DESCRIPTION	QUANTITY	FIGURE
1	99-17551	THERMOCOUPLE WIRE ASSEMBLY	2	2, 3
2	8213_83.5	WIRE UL5107 16 AWG TAN 450°C 600V x 83.5" LONG	2	2, 3
3	11145_42	TUBE HEAT SHRINK BLACK 2:1 3/8" x 42" LONG	1	1
4	7461_40	FLEXIBLE METAL CONDUIT 1/2" x 40" LONG	1	1
5	7891	BUSHING, RED 1/2" (FOR FLEXIBLE METAL CONDUIT)	2	1
6	7460.MOD	FLEXIBLE METAL CONDUIT, CONNECTOR, 90° (MODIFIED)	2	1
7	14128_4	SLEEVING SILICONE RUBBER COATED SG-200 A 1/4" WHITE x 4" LONG	1	2
8	14128_6	SLEEVING SILICONE RUBBER COATED SG-200 A 1/4" WHITE x 6" LONG	1	3
9	14128_10	SLEEVING SILICONE RUBBER COATED SG-200 A 1/4" WHITE x 10" LONG	1	3
10	4567	CABLE TIE 4" HIGH TEMP BLACK	2	1
11	7491	FERRULE SLEEVE NON-INSULATE 22 AWG	4	3




FIGURE 1




FIGURE 2

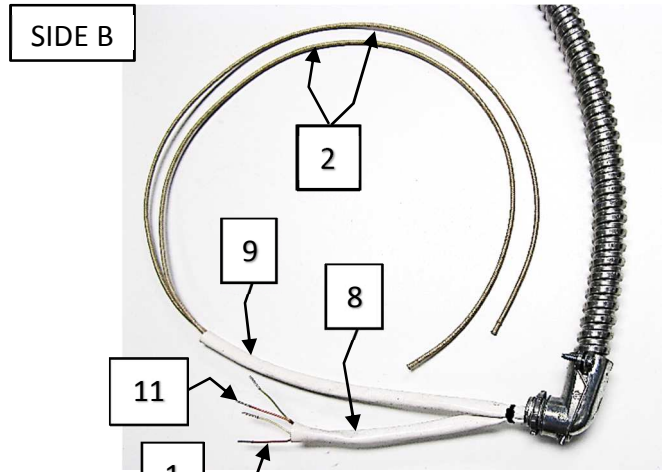


FIGURE 3

ITEM	PART #	LENGTH SUPPLIED APPROXIMATELY (as measured from end of flexible metal conduit connector)	
		SIDE A	SIDE B
1	99-17551	56.0"	7.0"
2	8213_83.5	7.0"	33.0"
7	14128_4	3.5"	-
8	14128_6	-	5.5"
9	14128_10	-	9.5"

1. Insert thermocouple wire assemblies (1) and tan wires (2) through black heat shrink tubing (3). Do not shrink. Note terminated ends.
2. Insert wires and heat shrink tubing assembly through flexible metal conduit (4). Leave approximately 1" of heat shrink tubing exposed at one end. Other end may be longer and will be trimmed in step 6.
3. Place metal conduit with wires and heat shrink tubing assembly into jig provided.
4. Insert red bushings (5) on both ends of wires and heat shrink tubing assembly, note orientation, (see Fig.1), and press into metal conduit.
5. Adjust wires to required exposed lengths at each end, measured from the end of metal conduit (see **Length Supplied** table), while adding an extra 1" to the lengths.
6. Install first flexible metal conduit connector (6) at the end of metal conduit with 1" of heat shrink tubing exposed. If heat shrink tubing extends longer at the other end, trim it to the proper exposed length of 1" and proceed to install second connector. Ensure that both connectors are oriented in the same direction, (see Fig.1).
7. If needed, adjust wires again to required exposed lengths, measuring from the end of connectors (see **Length Supplied** table).
8. Add silicone sleeving (7, 8, and 9) to exposed wires. Note piece placement and wire groupings, (see Fig. 2 and 3). Push ends of silicone sleeving into connectors so that exposed ends are at the required lengths, (see **Length Supplied** table).
9. Secure silicone sleeving in place with cable ties (10).
10. Crimp ferrule sleeves (11) onto thermocouple wire assemblies, (see Fig. 3).

TITLE: BX CABLE ASSEMBLY

PART #: 99-21302

DRAWING: 99-21302

REVISION: 00 (Original released under ECO #3109)

WHERE USED: BLAZE (except FD double decks) and 100-120V GCs and 3500s with flame rectification (SERVICE ONLY)

DATE: 2021-04-08

MODIFIED BY: JIA HUI XU

BILL OF MATERIALS

ITEM	PART	DESCRIPTION	QUANTITY	FIGURE
1	99-21301	DUAL PROBE FLAME SENSOR WIRE ASSEMBLY	1	2, 3
2	8213_83.5	WIRE UL5107 16 AWG TAN 450°C 600V x 83.5" LONG	2	2, 3
3	11145_42	TUBE HEAT SHRINK BLACK 2:1 3/8" x 42" LONG	1	1
4	7461_40	CABLE FLEXIBLE METAL CONDUIT 1/2" x 40" LONG	1	1
5	7891	BUSHING, RED 1/2" (FOR FLEXIBLE METAL CONDUIT)	2	1
6	7460.MOD	FLEXIBLE METAL CONDUIT, CONNECTOR, 90° (MODIFIED)	2	1
7	14128_4	SLEEVING SILICONE RUBBER COATED SG-200 A 1/4" WHITE x 4" LONG	1	2
8	14128_8	SLEEVING SILICONE RUBBER COATED SG-200 A 1/4" WHITE x 8" LONG	1	3
9	14128_10	SLEEVING SILICONE RUBBER COATED SG-200 A 1/4" WHITE x 10" LONG	1	3
10	4567	CABLE TIE 4" HIGH TEMP BLACK	3	1

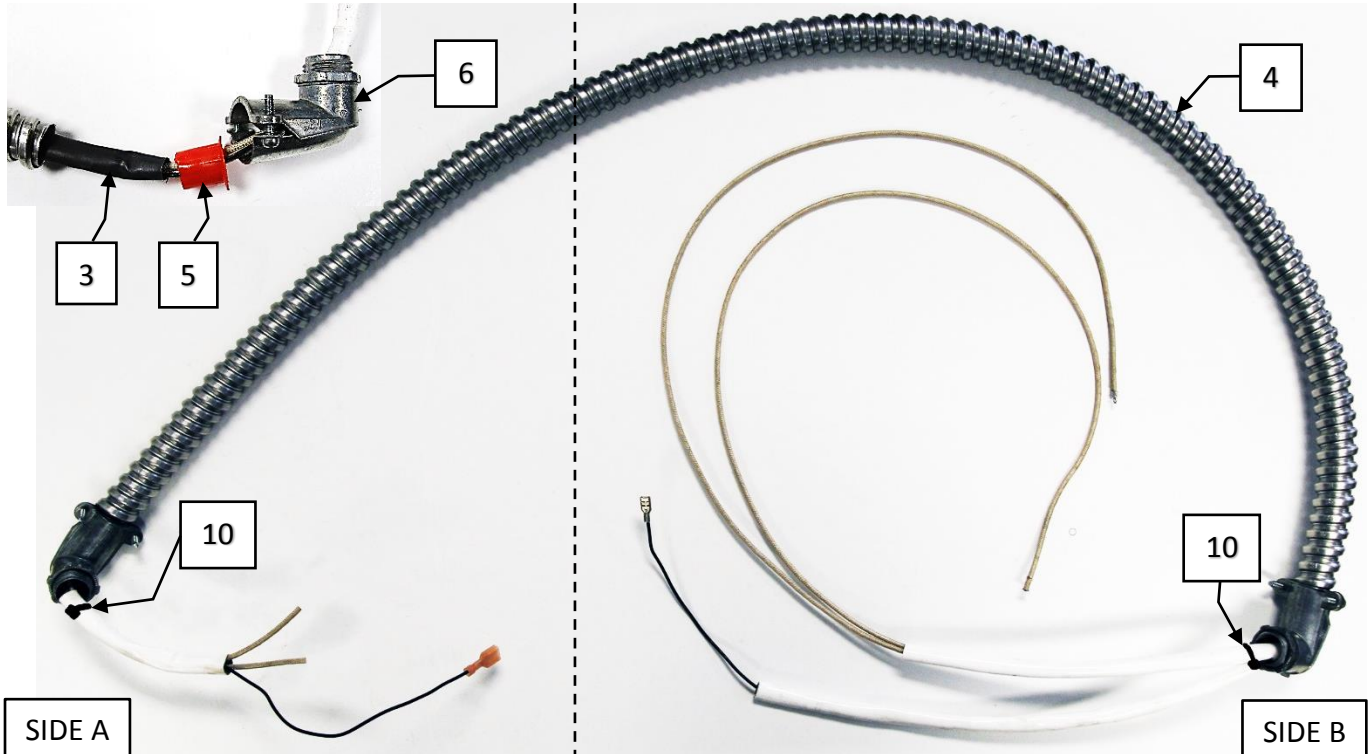


FIGURE 1

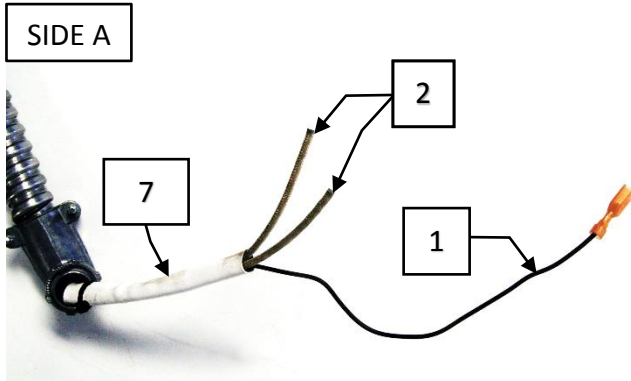


FIGURE 2

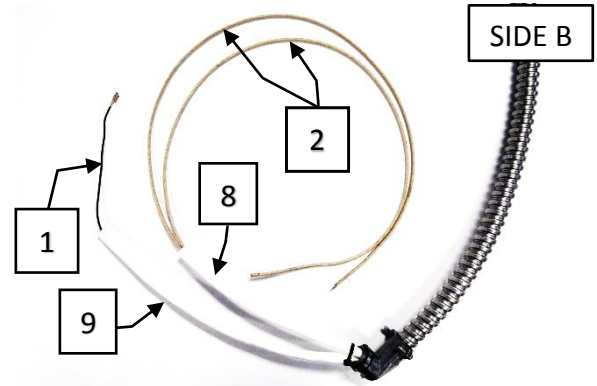



FIGURE 3

ITEM	PART #	LENGTH SUPPLIED APPROXIMATELY (as measured from end of flexible metal conduit connector)	
		SIDE A	SIDE B
1	99-21301	59.0"	16.0"
2	8213_83.5	7.0"	33.0"
7	14128_4	3.5"	-
8	14128_8	-	7.5"
9	14128_10	-	9.5"

1. Insert flame sensor wire assembly (1) and tan wires (2) through black heat shrink tubing (3). Do not shrink. Note terminated ends.
2. Insert wires and heat shrink tubing assembly through flexible metal conduit (4). Leave approximately 1" of heat shrink tubing exposed at one end. Other end may be longer and will be trimmed in step 6.
3. Place metal conduit with wires and heat shrink tubing assembly into jig provided.
4. Insert red bushings (5) on both ends of wires and heat shrink tubing assembly, note orientation, (see Fig. 1), and press into metal conduit.
5. Adjust wires to required exposed lengths at each end, measured from the end of metal conduit (see **Length Supplied** table), while adding an extra 1" to the lengths.
6. Install first flexible metal conduit connector (6) at the end of metal conduit with 1" of heat shrink tubing exposed. If heat shrink tubing extends longer at the other end, trim it to the proper exposed length of 1" and proceed to install second connector. Ensure that both connectors are oriented in the same direction, (see Fig.1)
7. If needed, adjust wires again to required exposed lengths, measuring from the end of connectors (see **Length Supplied** table).
8. Add silicone sleeving (7, 8, and 9) to exposed wires. Note piece placement and wire groupings, (see Fig. 2 and 3). Push ends of silicone sleeving into connectors so that exposed ends are at the required lengths (see **Length Supplied** table).
9. Secure silicone sleeving in place with cable ties (10).

99-15494-02, Universal Harness for J5 Connector Repair



SBT#	Description	Quantity
4072	RECEPTACLE HOUSING DUAL 18 CIRCUITS MINI-FIT INF3500	1
4071.REEL	CRIMP TERMINAL FEMALE 18-24 AWG MINI-FIT BLAZE/3500/GC	6
20364	WIRE CSA TR64 300V 18/16 AWG ORANGE	0.5
20386	WIRE CSA TR64 300V 18/16 AWG BLACK	0.5
11365	WIRE UL1815 18 AWG RED 250C	0.5
20368	WIRE CSA TR64 300V 18/16 AWG GREY	0.5
20365	WIRE CSA TR64 300V 18/16 AWG YELLOW	0.5
11661	WIRE CSA TR64 300V 18/16 BROWN	0.5
4293	TERMINAL BUTT SPLICE VINYL INS. BUTTED-SEAM RED #18-20	6
9043	WIRE MARKER LETTER BLACK ON YELLOW 0.15mm - 0.50mm	6
9042	WIRE MARKER NUMBER 0.15mm - 0.5mm	6

NOTE: DEplete STOCK OF ORIGINAL VERSION (P/N 6989) FIRST FOR SERVICE

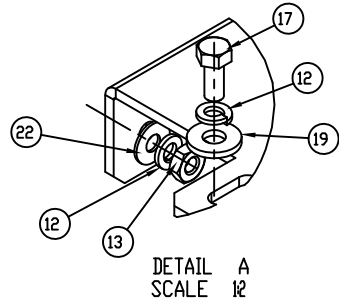
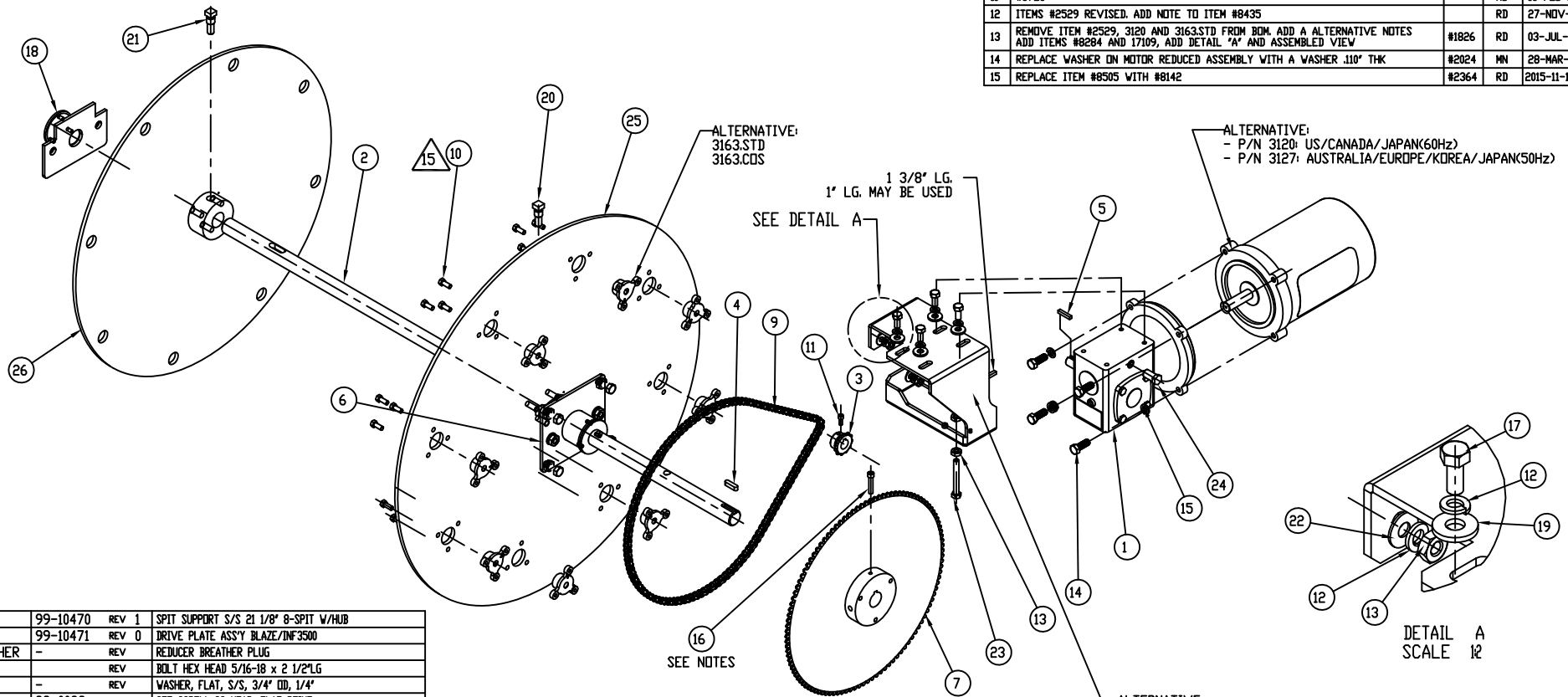
99-16571 (P/N 7803.ASSY), THERMOCOUPLE ASSEMBLY



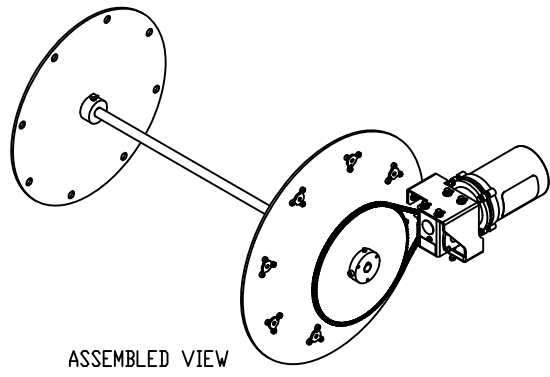
SBT#	Description	Quantity
7803	THERMOCOUPLE TYPE K 6" MI STYLE	1
7491	FERRULE SLEEVE NON-INSULATE 22 AWG	1
4233	CABLE TIES 4" WHITE PLT1M-M	1

NOTE: WIRES (INSIDE HEAT SHRINK TUBE) ON THERMOCOUPLE SHOULD BE WRAPPED IN A 1" DIAMETER COIL

REV	DESCRIPTION	ECD	BY	DATE
11	#5725		MD	16 FEB 10
12	ITEMS #2529 REVISED. ADD NOTE TO ITEM #8435		RD	27-NOV-12
13	REMOVE ITEM #2529, 3120 AND 3163.STD FROM BOM. ADD A ALTERNATIVE NOTES ADD ITEMS #8284 AND 17109, ADD DETAIL "A" AND ASSEMBLED VIEW	#1826	RD	03-JUL-13
14	REPLACE WASHER ON MOTOR REDUCED ASSEMBLY WITH A WASHER .110" THK	#2024	MN	28-MAR-14
15	REPLACE ITEM #8505 WITH #8142	#2364	RD	2015-11-11



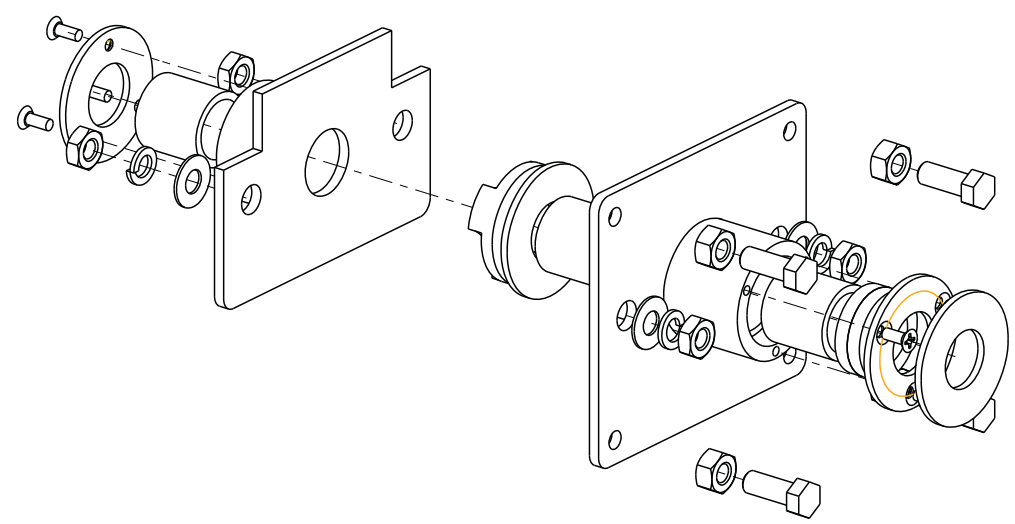
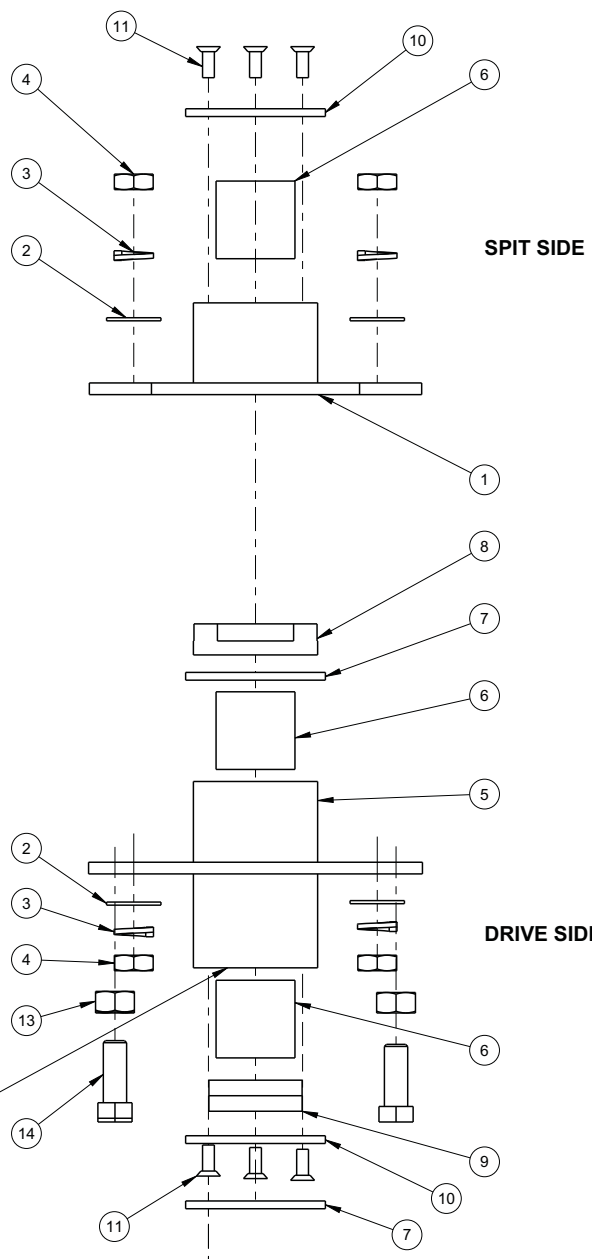
26	1	3490.BLAZE	99-10470	REV 1	SPIT SUPPORT S/S 21 1/8" 8-SPIT W/HUB
25	1	3440.BLAZE	99-10471	REV 0	DRIVE PLATE ASS'Y BLAZE/INF3500
24	1	3130.BREATHER	-	REV	REDUCER BREATHER PLUG
23	1	17109	-	REV	BOLT HEX HEAD 5/16-18 x 2 1/2" LG
22	3	8708	-	REV	WASHER, FLAT, S/S, 3/4" OD, 1/4"
21	1	8703	99-0088	REV -	SET SCREW, SQ HEAD, FLAT POINT
20	1	8702	99-0059	REV -	SET SCREW, SQ HEAD, CONE POINT
19	4	8630	-	REV	WASHER, FLAT, ZINC, 7/8" OD, 5/16"
18	3	8527	-	REV	SCREW PHILLIPS C/S UNDERCUT S/S#10-32 x 1/2" LONG
17	4	8437	-	REV	BOLT HEX HEAD 5/16-18 x 3/4" LG, S/S
16	1	8435	-	REV 0	SCREW CAP BLK 1/4-20x1-1/4" LG
15	4	8321	-	REV	LOCK WASHER STEEL, ZN-PL REGULAR FOR BOLT 3/8
14	4	8318	-	REV	BOLT HEX HEAD 3/8-16 x 1.00" LG, ZN PLATED
13	5	8284	-	REV	HEX NUT 5/16-18, SS
12	7	8280	-	REV	LOCK WASHER S/S REGULAR FOR BOLT 5/16 S/S
11	1	8143	-	REV 0	SCREW CAP BLK 10-32X1/2" LG
10	24	8142	-	REV	BOLT HEX HEAD 1/4-20 x 5/8" LG, S/S
9	1	6816	-	REV 0	CHAIN, 46S, SMALL SPROCKET
8	1	6674	-	REV	SILICONE SEALANT ADHESIVE BLK
7	1	6493	99-0856	REV 2	SPROCKET ASSEMBLY, DRIVE ASS'Y
6	1	6384	99-11633	REV 4	KIT, BUSHING
5	2	3362	3362	REV 0	KEYSTOCK 3/16X3/16X1"
4	1	3355	3355	REV 0	KEYSTOCK 1/4X1/4X1"
3	1	3303	99-3003	REV F	SPROCKET GEAR H35 B1X5/8" (11 TEETH)
2	1	3242	99-10860	REV 1	SHAFT, CENTER
1	1	3130	-	REV -	REDUCER, RIGHT-HAND
ITEM QTY	PART	DRAWING	DESCRIPTION		



- NOTES:
- INSTALL THE SCREW #8435 UNTIL 1/2" THREAD IS REMAINING
 - APPLY LOCTITE TO THE EXPOSED THREAD
 - CONTINUE TO INSTALL THE SCREW UNTIL YOU GET 13 FT/LBS

THIRD ANGLE PROJECTION	CATEGORY:	BLAZE / 13500	WEIGHT (LB):	2481.10	PARENT ASSY:	-
	MATERIAL:	SEE BOM			FINISH:	-
	PART NAME:	DRIVE ASSEMBLY, COMPLETE				
	DRAWN BY:	R.DIMITROV	PART NO:	-	DRAWING NO:	99-8411
	APPROVED BY:					
	DATE:	17-NOV-08	SCALE:	5:32	PAPER SIZE:	B
					SHEET:	1 OF 1
			HARDT EQUIPMENT MANUFACTURING INC.			
	Responsive, Reliable Solutions		TEL: (614) 631-7271 FAX: (614) 631-7172			

THE INFORMATION CONTAINED HEREIN IS THE PROPERTY OF HARDT EQUIPMENT MANUFACTURING INC. ANY REPRODUCTION, DISCLOSURE OR USE THEREOF IS PERMITTED ONLY AS PROVIDED BY CONTRACT, OR AS AUTHORIZED IN WRITING BY HARDT EQUIPMENT MANUFACTURING INC.



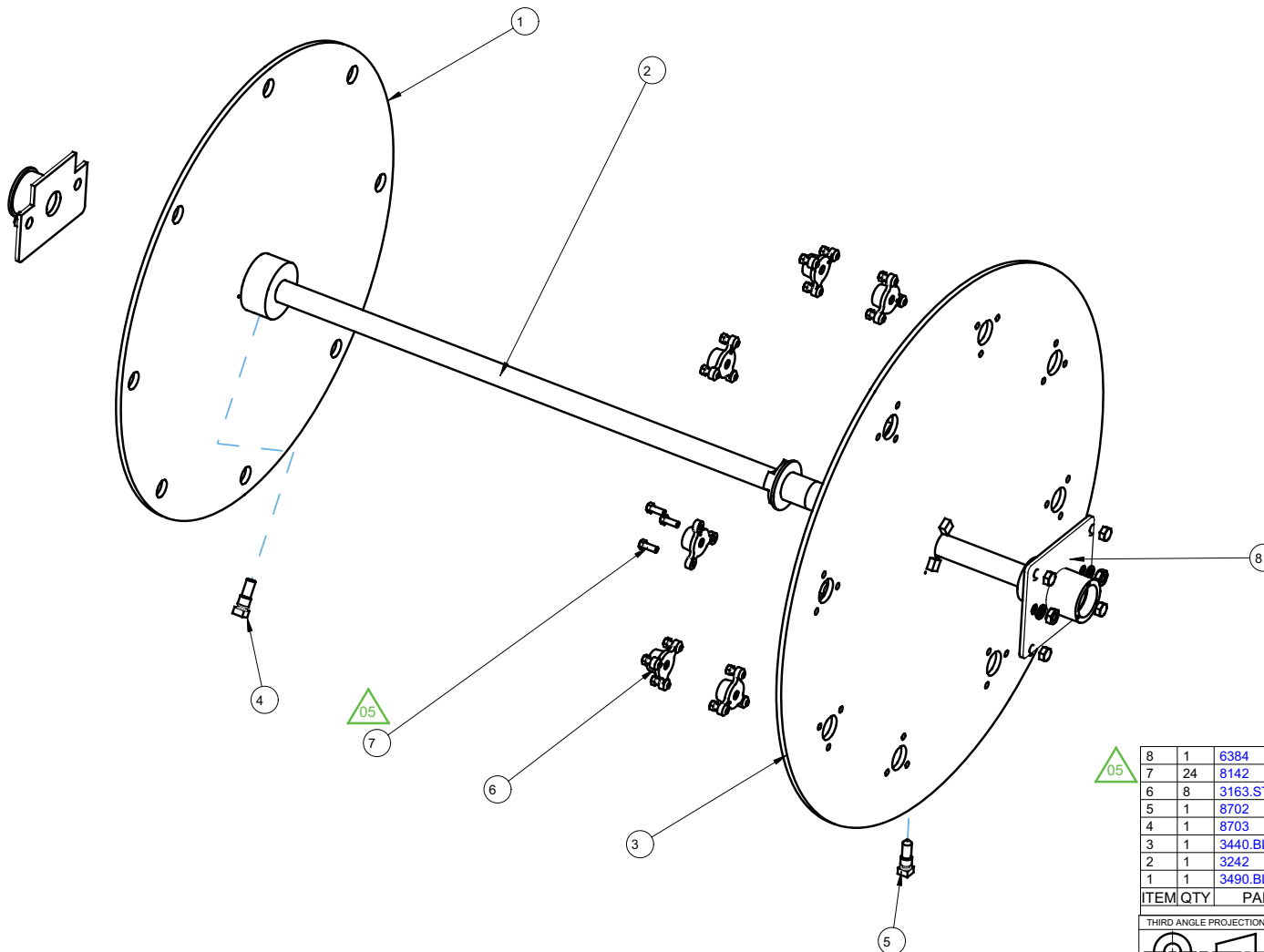
REV	DESCRIPTION	ECO	BY	DATE
0	ORIGINAL RELEASE		MD	23 JAN 09
1	#4934		NL	18-FEB-09
2	4979		MD	03 MAR 09
3	#5548		MD	05-OCT-09
4	SCREW P/N 8527 WAS P/N 8403		MN	22-APR-13
05	REPLACED P/N 8354 WITH P/N 8285, UPDATED ILLUSTRATION		ZL	2015-11-30
06	NO LONGER SELLABLE AS ONE KIT		XZ	2018-09-19
07	BOM REVISED. PART NAME WAS "KIT, BUSHING". P/N WAS 6384	3072	JX	2021-11-30

14	4	8288	-	REV -	BOLT HEX HEAD 3/8-16 x 1.00" LONG, S/S
13	4	8285	-	REV -	HEX NUT 3/8-16, S/S
12	1	6674	-	REV	SILICONE SEALANT ADHESIVE BLK
11	6	8527	-	REV -	SCREW PHILLIPS C/S UNDERCUT S/S #10-32 x 1/2" LONG
10	2	6397	99-11511	REV 02	CAP PACKING
9	1	3832.2-PACK	99-6657	2P REV 00	PACKING SYN. GRAPH. 1/4" SQR BRAID (CUT 5"), 2 PCS
8	1	6396	99-11518	REV 01	SPACER, BUSHING, DRIVE SIDE
7	2	6623	99-3055	REV 01	WASHER, TEFLON 1.000 x 2.250 x .120"
6	3	6619	99-3008	REV 01	BUSHING TEFLON, CENTERSHAFT, 1.270 x 1 x 1.250"
5	1	6398	99-11517	REV 02	BUSHING, CENTERSHAFT DRIVE SIDE
4	4	8354	-	REV -	HEX NUT 3/8-16, ZINC PLATED
3	4	8281	-	REV -	LOCK WASHER S/S SPLIT FOR BOLT 3/8 S/S
2	4	8283	-	REV -	WASHER, FLAT, S/S, 3/8"
1	1	6399	99-11514	REV 02	BUSHING, CENTERSHAFT SUPPORT SIDE



ITEM	QTY	PART	DRAWING	DESCRIPTION
THIRD ANGLE PROJECTION				
CATEGORY: BLAZE/INF-3500/GC		WEIGHT (LB): 7.07		PARENT ASSY: -
MATERIAL: SEE BOM		FINISH: -		BEND ALL: -
CUT SIZE: -		PART NAME: BUSHING ASSEMBLY		
DRAWN BY: JIA HUI XU		PART NO: -		DRAWING NO: 99-11633
APPROVED BY: -		DATE: 2018-09-19		
SCALE: 1:2		PAPER SIZE: B		SHEET: 1 OF 1
HARDT		HARDT EQUIPMENT MANUFACTURING INC.		
1756 50 AVE. LACHINE, QUEBEC, CANADA H8T 2V5 TEL: (514) 631-7271 FAX: (514) 631-7172				

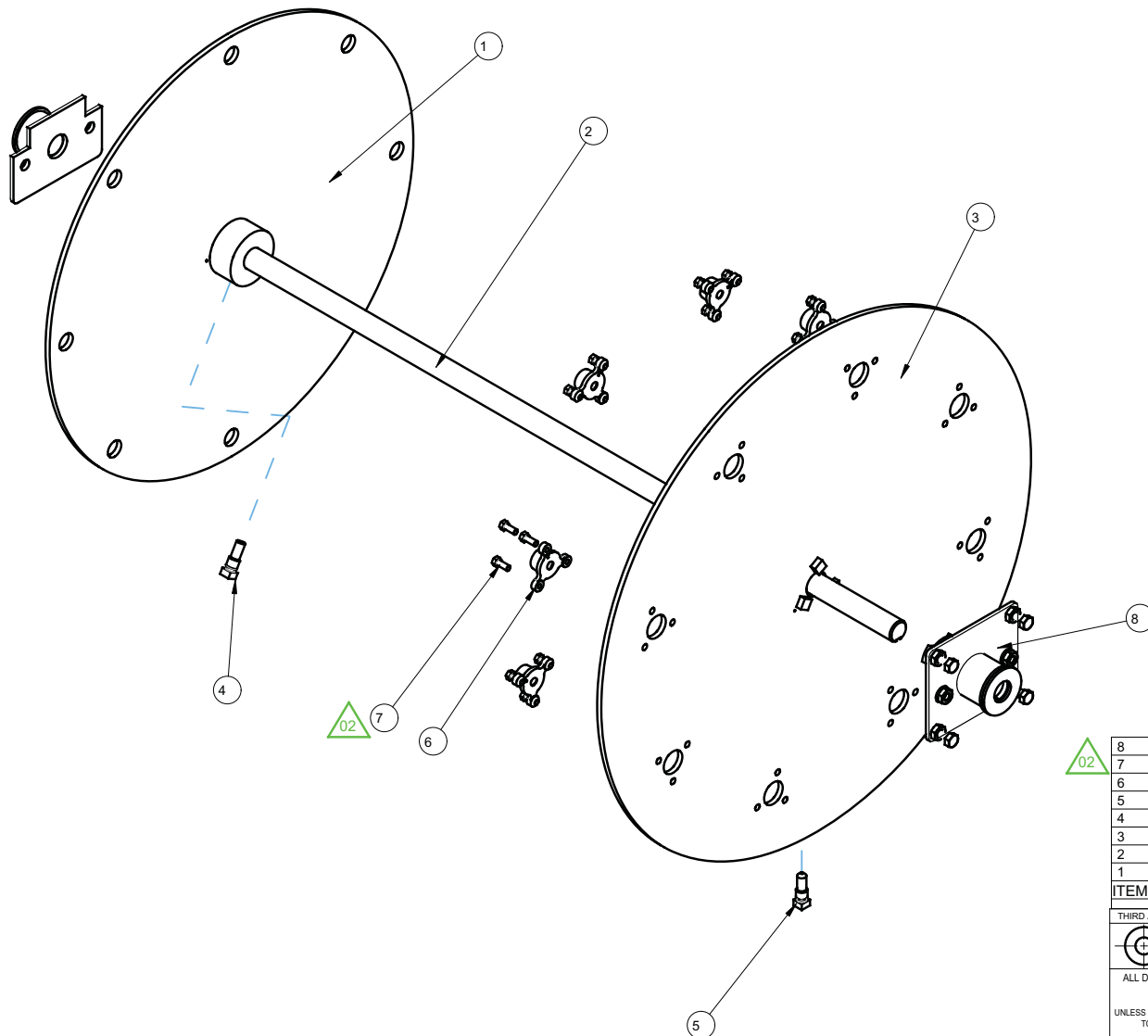
REV	DESCRIPTION	ECO	BY	DATE
0	ORIGINAL RELEASE		JDP	30 JUN 08
1	#4444		NL	17-SEP-08
2	#4641		NL	10-DEC-08
3	#5089		MD	02 APR 09
4	#5701		MD	04 FEB 10
05	REPLACE ITEM #8505 WITH #8142	#2364	RD	2015-11-11



8	1	6384	99-11633	REV 4	KIT, BUSHING
7	24	8142		REV	BOLT HEX HEAD 1/4-20 x 5/8"LG, S/S
6	8	3163.STD	99-10788	REV 3	SOCKET CASTING, SINGLE ROTATION DRIVE, SAM'S
5	1	8702	99-0059	REV -	SET SCREW, SQ HEAD, CONE POINT
4	1	8703	99-0088	REV -	SET SCREW, SQ HEAD, FLAT POINT
3	1	3440.BLAZE	99-10471	REV 0	DRIVE PLATE ASS'Y BLAZE/INF3500
2	1	3242	99-10860	REV 1	SHAFT, CENTER
1	1	3490.BLAZE	99-10470	REV 1	SPIT SUPPORT S/S 21 1/8" 8-SPIT W/HUB

ITEM	QTY	PART	DRAWING	DESCRIPTION
THIRD ANGLE PROJECTION				
CATEGORY: BLAZE/INF3500		WEIGHT (LB): 87.18		PARENT ASSY: -
MATERIAL: SEE BOM		CUT SIZE:		FINISH: -
CUT SIZE:		BEND ALL:		-
ALL DIMENSIONS ARE IN INCHES				
UNLESS SPECIFIED OTHERWISE TOLERANCES ARE:				
FRACTIONS: ±1/32				
ANGLE: ±1°				
BLANK: .X: ±0.1				
.XX: ±0.01				
.XXX: ±0.005				
DRAWN BY: R.DIMITROV		PART NO: 6711		DRAWING NO: 99-10469
APPROVED BY:		DATE: 30 JUN 08		SHEET: 1 OF 1
SCALE: 3:64		PAPER SIZE: B		
HARDT EQUIPMENT MANUFACTURING INC. 1756 50 AVE. LACHINE, QUEBEC, CANADA H8T 2V5 TEL: (514) 631-7271 FAX: (514) 631-7172				

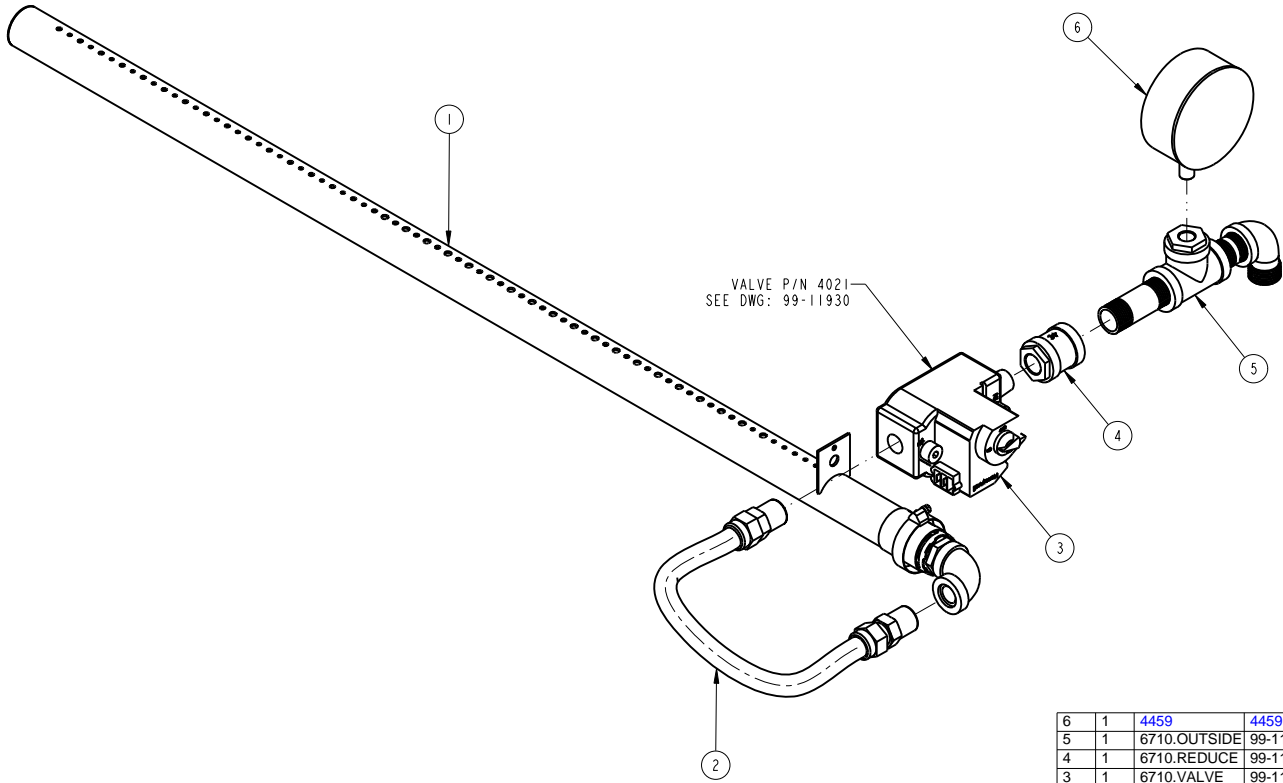
REV	DESCRIPTION	ECO	BY	DATE
0	ORIGINAL RELEASE		MD	02 APR 09
1	#5701		MD	04 FEB 10
02	REPLACE ITEM #8505 WITH #8142	#2364	RD	2015-11-11



ITEM	QTY	PART	DRAWING	DESCRIPTION
8	1	6384	99-11633 REV 4	KIT, BUSHING
7	24	8142	REV	BOLT HEX HEAD 1/4-20 x 5/8"LG, S/S
6	8	3163.COS	99-10482 REV 4	SOCKET CASTING, SINGLE ROTATION, MODIFIED
5	1	8702	99-0059 REV -	SET SCREW, SQ HEAD, CONE POINT
4	1	8703	99-0088 REV -	SET SCREW, SQ HEAD, FLAT POINT
3	1	3440.BLAZE	99-10471 REV 0	DRIVE PLATE ASS'Y BLAZE/INF3500
2	1	3242	99-10860 REV 1	SHAFT, CENTER
1	1	3490.BLAZE	99-10470 REV 1	SPIT SUPPORT S/S 21 1/8" 8-SPIT W/HUB

THIRD ANGLE PROJECTION	CATEGORY: BLAZE/INF3500	WEIGHT (LB): 85.78	PARENT ASSY: -
	MATERIAL: SEE BOM	FINISH: -	
ALL DIMENSIONS ARE IN INCHES UNLESS SPECIFIED OTHERWISE TOLERANCES ARE:	CUT SIZE: -		
FRACTIONS: ±1/32	BEND ALL: -		
ANGLE: ±1°	PART NAME: KIT, DRIVE, REPLACEMENT, COSTCO		
BLANK: .X: ±0.1	DRAWN BY: M. DUTCHEVICI	PART NO: 6711.COS	DRAWING NO: 99-11942
.XX: ±0.01	APPROVED BY:	DATE: 02 APR 09	SCALE: 3:64 PAPER SIZE: B SHEET: 1 OF 1
.XXX: ±0.005	HARDT EQUIPMENT MANUFACTURING INC.		
	1756 50 AVE. LACHINE, QUEBEC, CANADA H8T 2V5 TEL: (514) 631-7271 FAX: (514) 631-7172		

REV	DESCRIPTION	ECO	BY	DATE
00	ORIGINAL RELEASE	-	ZL	02-APR-09
01	ASSEMBLY #99-11929 IS REVISED	#2389	MN	2015-12-16

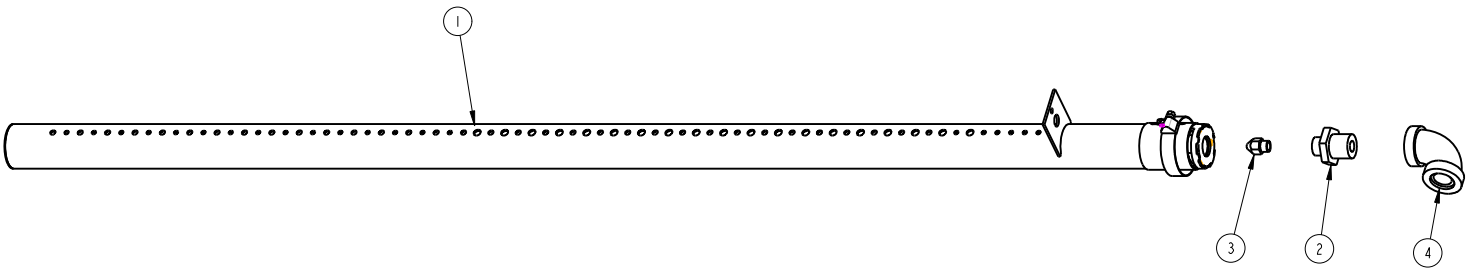


6	1	4459	4459	REV -	PRESSURE GAUGE 0/15IN. W/C 2-1/2IN.NPT
5	1	6710.OUTSIDE	99-11932	REV 01	GAS INTAKE COMPONENTS, OUTSIDE
4	1	6710.REDUCE	99-11931	REV 0	REDUCER BUSHING WITH COUPLING
3	1	6710.VALVE	99-11930	REV 1	GAS VALVE WITH NIPPLE
2	1	4875.12	99-6613-03	REV 0	FLEXHOSE 1/2"DIA x 24"LG (30-3131-24) S/S
1	1	6710.BURNER	99-11929	REV 02	BURNER, BACK WITH JET ASS'Y, INF 3500



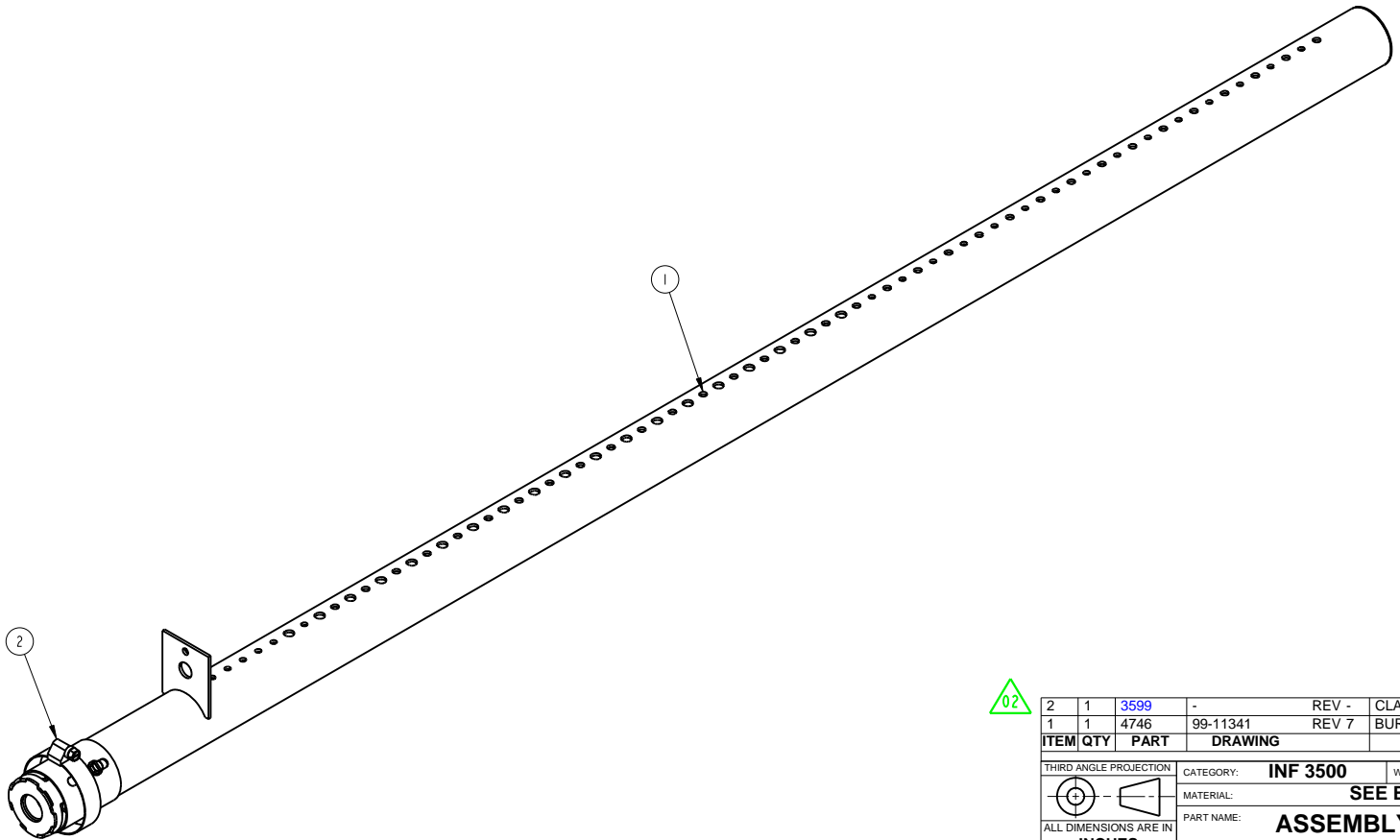
ITEM	QTY	PART	DRAWING	DESCRIPTION
THIRD ANGLE PROJECTION				
CATEGORY: -			WEIGHT (LB): 11.36	PARENT ASSY: -
MATERIAL: SEE BOM			FINISH: -	
PART NAME: GAS INTAKE ASSEMBLY, INF 3500				
DRAWN BY: ZHANBO LI		PART NO: 6710		DRAWING NO: 99-11928
APPROVED BY:				
DATE: 02-APR-09	SCALE: 1:4	PAPER SIZE: B	SHEET: 1 OF 1	
 Responsive, Reliable Solutions		HARDT EQUIPMENT MANUFACTURING INC. TEL: (514) 631-7271 FAX: (514) 631-7172		

REV	DESCRIPTION	ECO	BY	DATE
00	ORIGINAL RELEASE	-	ZL	31-MAR-09
1	#5719		MD	11-FEB-10
02	ASSEMBLY #99-12700 IS REVISED	#2389	MN	2015-12-16



4	1	3620	99-6622	REV -	ELBOW 1/2" NPT BLK 150LBS WOG 90DEG	
3	1	4923	99-4700	REV -	JET # 25	
2	1	4864	99-6612	REV -	JET SUPPORT	
1	1	4746 CLAMP	99-12700	REV 02	ASSEMBLY, BURNER AND CLAMP	
ITEM	QTY	PART	DRAWING	DESCRIPTION		
THIRD ANGLE PROJECTION		CATEGORY:	-	WEIGHT (LB):	4.50	
		MATERIAL:	SEE BOM		PARENT ASSY:	-
ALL DIMENSIONS ARE IN INCHES <small>UNLESS SPECIFIED OTHERWISE TOLERANCES ARE:</small>		PART NAME:	BURNER, BACK WITH JET ASS'Y, INF 3500			
FRACTIONS: $\pm 1/32$ ANGLE: $\pm 1^\circ$ BLANK: .X: ± 0.05 .XX: ± 0.015 .XXX: ± 0.005		DRAWN BY:	M. DUTCHEVICI	PART NO.:	6710.BURNER	
		APPROVED BY:			DRAWING NO.:	99-11929
		DATE:	31-MAR-09	SCALE:	5:64	
				PAPER SIZE:	B	
				SHEET:	1 OF 1	
		HARDT Responsive, Reliable Solutions		HARDT EQUIPMENT MANUFACTURING INC. TEL: (514) 631-7271 FAX: (514) 631-7172		

REV	DESCRIPTION	ECO	BY	DATE
00	ORIGINAL RELEASE	-	MD	09-FEB-10
1	#6643		RD	04-NOV-11
02	CLAMP P/N WAS 3598	#2389	MN	2015-12-16



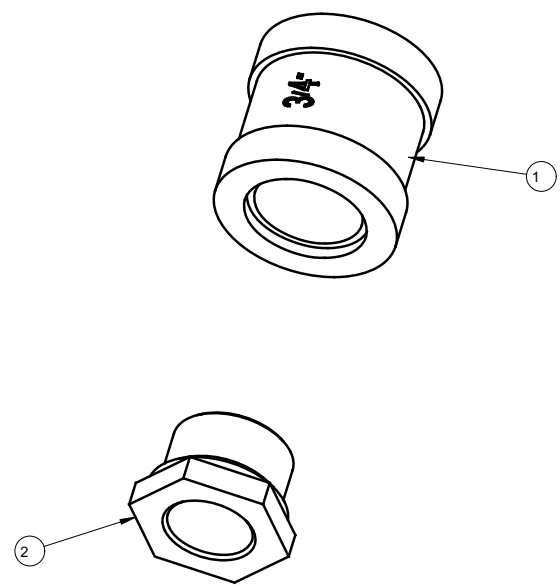
2	1	3599	-	REV -	CLAMP HOSE, 2"X1-1/2" #24 SERIES, S/S
1	1	4746	99-11341	REV 7	BURNER, COMPLETE ASSEMBLY
ITEM	QTY	PART	DRAWING		DESCRIPTION

THIRD ANGLE PROJECTION		CATEGORY: INF 3500	WEIGHT (LB): 3.80	PARENT ASSY: NA
		MATERIAL: SEE BOM	FINISH: NA	
PART NAME: ASSEMBLY, BURNER AND CLAMP				
DRAWN BY: R.DIMITROV		PART NO: 4746.CLAMP	DRAWING NO: 99-12700	
APPROVED BY:		DATE: 11 FEB 10	SCALE: 1:4	PAPER SIZE: B
ALL DIMENSIONS ARE IN INCHES		SHEET: 1 OF 1		
UNLESS SPECIFIED OTHERWISE TOLERANCES ARE:		HARDT HARDT EQUIPMENT MANUFACTURING INC. Responsive, Reliable Solutions TEL: (514) 631-7271 FAX: (514) 631-7172		
FRACTIONS: ±1/32				
ANGLE: ±1°				
BLANK: .X: ±0.05				
.XX: ±0.015				
.XXX: ±0.005				

THINK SAFETY - REMOVE ALL BURRS, SHARP EDGES AND CORNERS

PROJ MODEL: 99-11931-ASSEM / FILE NAME: 99-11931

REV	DESCRIPTION	BY	DATE
0	ORIGINAL RELEASE	ZL	02-APR-09



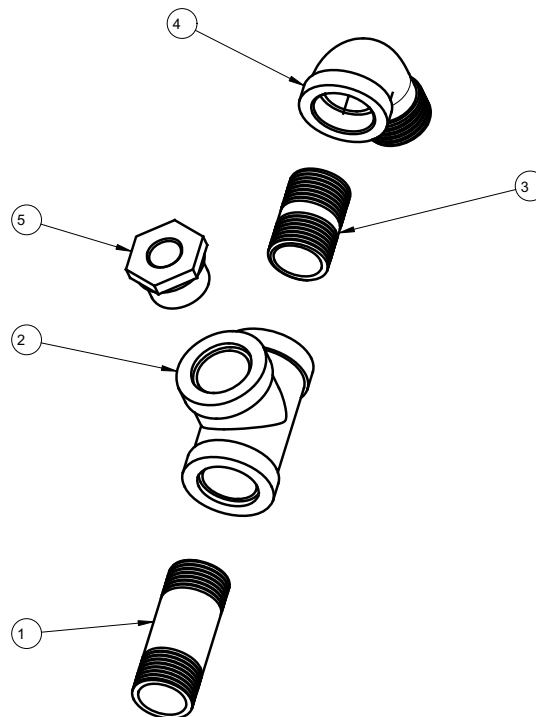
2	1	3657	99-6629	REV -	REDUCER BUSHING 3/4X1/2 NPT BLK 150LNS WOG
1	1	3678	3678	REV -	COUPLING 3/4 IN. NPT BLK SCH-40
ITEM	QTY	PART	DRAWING		DESCRIPTION

	CATEGORY:	-	WEIGHT (LB):	0.57	PARENT ASSY:	-
	MATERIAL:	SEE BOM			FINISH:	-
ALL DIMENSIONS ARE IN INCHES UNLESS SPECIFIED OTHERWISE TOLERANCES ARE: FRACTIONS: ±1/32 ANGLE: ±1° BLANK: .X: ±0.1 .XX: ±0.01 .XXX: ±0.005		PART NAME: REDUCER BUSHING WITH COUPLING		PART NO: 6710.REDUCE		DRAWING NO: 99-11931
DRAWN BY: ZHANBO LI APPROVED BY:		DATE: 02-APR-09 SCALE: 1:1		PAPER SIZE: B SHEET: 1 OF 1		HARDT EQUIPMENT MANUFACTURING INC. 1756 50 AVE. LACHINE, QUEBEC, CANADA H8T 2V5 TEL: (514) 631-7271 FAX: (514) 631-7172

THINK SAFETY - REMOVE ALL BURRS, SHARP EDGES AND CORNERS

PROJ MODEL: 99-11932/ASSEM / FILE NAME: 99-11932

REV	DESCRIPTION	BY	DATE
0	ORIGINAL RELEASE	ZL	02-APR-09
01	ITEM 1 WAS P/N 3616	ZL	1-DEC-14

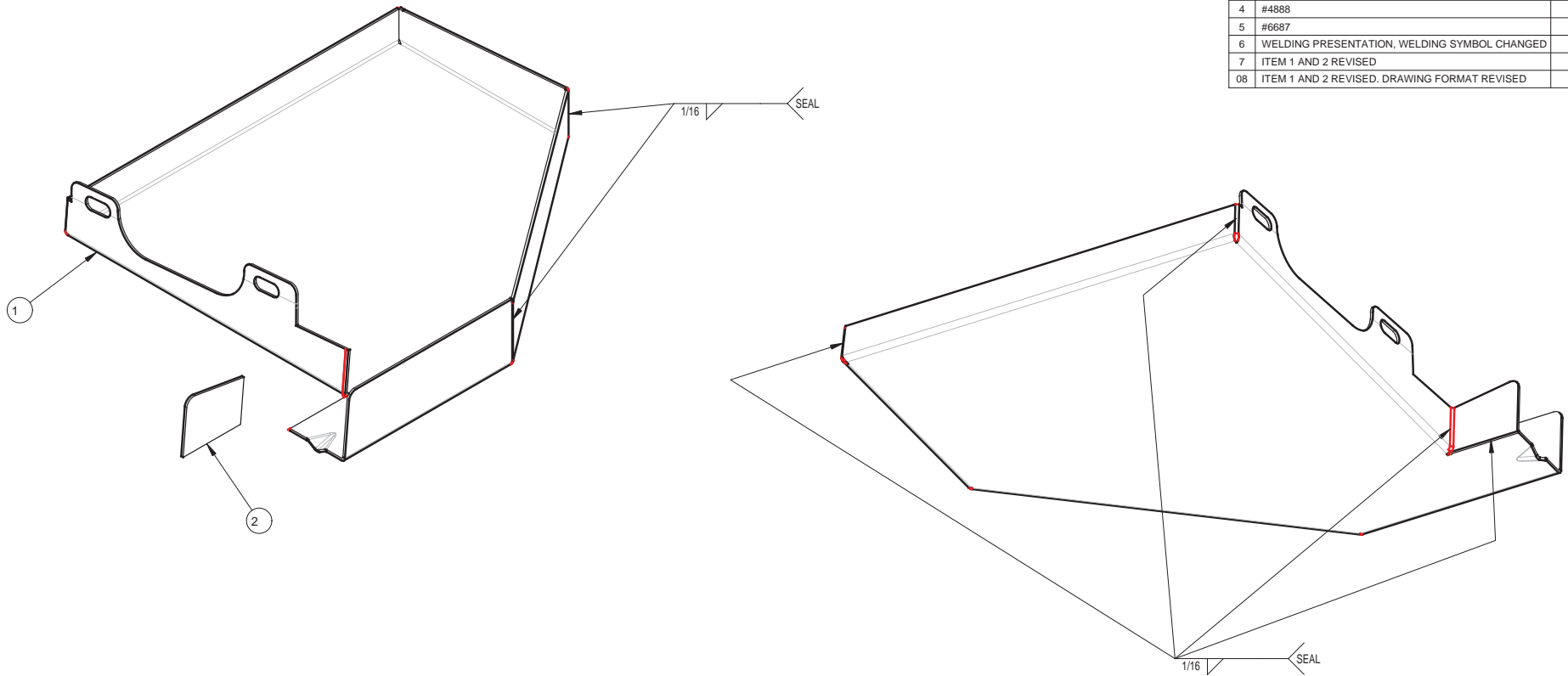


ITEM	QTY	PART	DRAWING	DESCRIPTION
5	1	3589	3589	REDUCER BUSHING 3/4X1/4 NPT BLK 150LBS WOG
4	1	3700	99-6621	ELBOW 3/4" STREET NPT M/F 150LBS WOG
3	1	3720	99-6618	NIPPLE 3/4"x1-1/2" BLK NPT 150LBS WOG
2	1	3653	99-6616	TEE 3/4"x3/4"x3/4" BLK 150LBS WOG
1	1	3696	99-6619	NIPPLE 3/4"x2-1/2" BLK NPT 150LBS WOG

01

THIRD ANGLE PROJECTION	CATEGORY: -	WEIGHT (LB): 1.94	PARENT ASSY: -
	MATERIAL: SEE BOM	FINISH: -	
ALL DIMENSIONS ARE IN INCHES UNLESS SPECIFIED OTHERWISE TOLERANCES ARE:	CUT SIZE: -		
FRACTIONS: ±1/32	PART NAME: GAS INTAKE COMPONENTS, OUTSIDE		
ANGLE: ±1°	DRAWN BY: ZHANBO LI	PART NO: 6710.OUTSIDE	DRAWING NO: 99-11932
BLANK: .X: ±0.1	APPROVED BY:	DATE: 02-APR-09	SCALE: 1:2 PAPER SIZE: B SHEET: 1 OF 1
.XX: ±0.01	HARDT EQUIPMENT MANUFACTURING INC.		
.XXX: ±0.005	1756 50 AVE. LACHINE, QUEBEC, CANADA H8T 2V5 TEL: (514) 631-7271 FAX: (514) 631-7172		

REV	DESCRIPTION	ECO	BY	DATE
0	ORIGINAL RELEASE		RH	07 JAN 08
1	#4321, 4322, 4358		JDP	08 AUG 08
2	#4477		NL	01-OCT-08
3	#4631		JDP	15 DEC 08
4	#4888		JDP	23 FEB 09
5	#6687		RD	14-NOV-11
6	WELDING PRESENTATION, WELDING SYMBOL CHANGED		RD	20-NOV-12
7	ITEM 1 AND 2 REVISED		RD	26-FEB-13
08	ITEM 1 AND 2 REVISED. DRAWING FORMAT REVISED		JM	2018-01-11

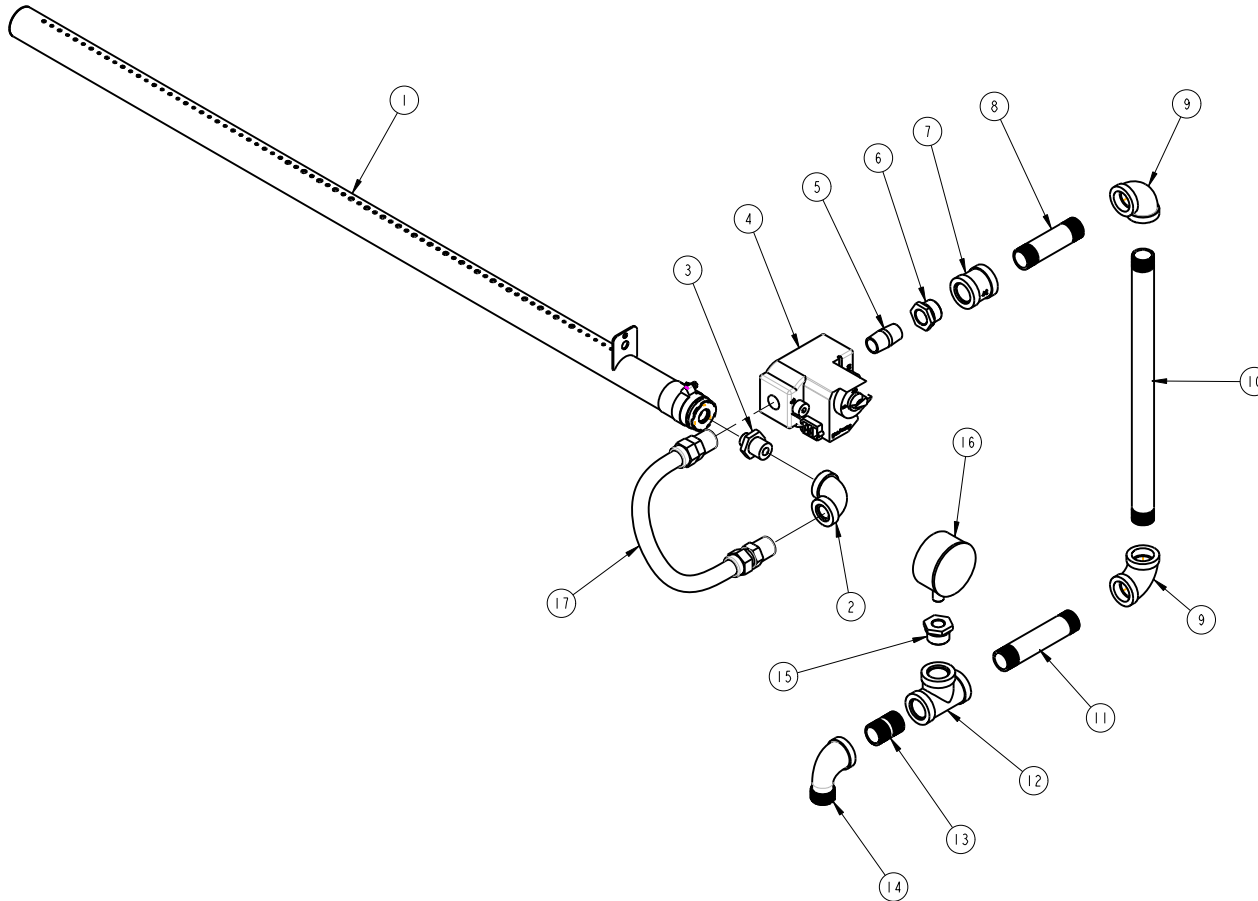


NOTE:
 1) REMOVE ALL BURRS, SHARP EDGES AND CORNERS.
 2) REMOVE WELD DISCOLORATION

2	1	99-9902	99-9902	REV 06	EXTENSION, DRIP PAN ASS'Y
1	1	99-9899	99-9899	REV 07	PAN, DRIP PAN ASS'Y
ITEM	QTY	PART	DRAWING		DESCRIPTION

ALL DIMENSIONS ARE IN INCHES					
PART NAME:		DRIP PAN FOR BURNER ASSEMBLY			
WHERE USED:		BLAZE / INF-3500			
MATERIAL:		SEE BOM			
FINISH:		-			
DRAWN BY:	JUAN M.	PART NO:	6792	DRAWING NO:	99-9898
APPROVED BY:				REV:	08
		SCALE:	3:4	PAPER SIZE:	B
		SHEET:	1 OF 1		
		HARDT Responsive, Reliable Solutions			

REV	DESCRIPTION	ECO	BY	DATE
00	ORIGINAL RELEASE	-	KR	18-APR-12
01	ASSEMBLY #99-12700 IS REVISED	#2389	MN	2015-12-16
02	REVISED BOM	#2994	ZL	2019-11-11



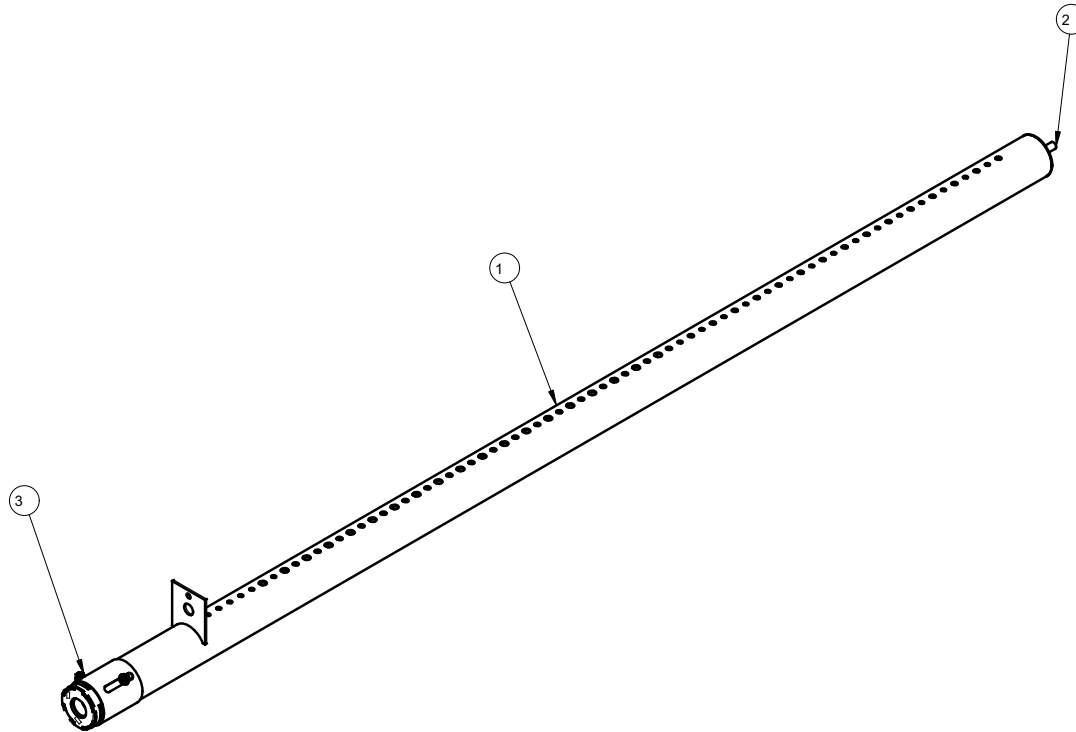
17	1	4875.12	FLEXHOSE 1/2"DIA x 24"LG (30-3131-24) S/S
16	1	4459	PRESSURE GAUGE 0/15IN. W/C 2-1/2IN.NPT
15	1	3589	REDUCER BUSHING 3/4" X 1/4" BLK NPT 150LBS WOG
14	1	3700	ELBOW STREET BLK 3/4" X 1/4" NPT M/F 150LBS WOG 90 DEG
13	1	3720	NIPPLE 3/4" X 1 1/2" NPT 150LBS WOG
12	1	3653	TEE BLACK 3/4 X 3/4 X 3/4IN. 150LBS WOG
11	1	3616	NIPPLE 3/4" X 4-1/2" BLK NPT 150LBS WOG
10	1	7496	NIPPLE 3/4"X14-1/2" BLK NPT 150LBS WOG
9	2	3699	ELBOW 3/4" STREET NPT M/F 150LBS WOG
8	1	3702	NIPPLE 3/4"x3-1/2" BLK NPT 1500LBS WOG
7	1	3678	COUPLING 3/4 IN. NPT BLK SCH-40
6	1	3657	REDUCER BUSHING 3/4X1/2 NPT BLK 150LBS WOG
5	1	3626	NIPPLE 1/2x1-1/2 BLK NPT 150LBS WOG
4	1	4021	GAS VALVE #VR8205A2123B/HONEYWELL/5A7W.C.
3	1	4864	JET SUPPORT MP11
2	1	3620	ELBOW 1/2" NPT BLK 150LBS WOG 90 DEG
1	1	4746.CLAMP	ASSEMBLY, BURNER AND CLAMP
ITEM	QTY	PART	DESCRIPTION

PART NAME: GAS INTAKE ASS'Y, BT CONNECTION			
WHERE USED: BLAZE / INF-3500			
MATERIAL: SEE BOM			
FINISH: -			
DRAWN BY: ZHANBO LI	PART NO: -	DRAWING NO: 99-14506	REV: 02
APPROVED BY:	-		
	SCALE: 3:16	PAPER SIZE: B	HARDT Responsive, Reliable Solutions
	SHEET: 1 OF 1		

THINK SAFETY - REMOVE ALL BURRS, SHARP EDGES AND CORNERS

PROJ MODEL: 99-13134/ASSEM / FILE NAME: 99-13134

REV	DESCRIPTION	BY	DATE
0	ORIGINAL RELEASE	NL	13-OCT-10
1	#6646	RD	07-NOV-11



3	1	3598	-	REV 0	CLAMP HOSE, S/S, 1-1/4 IN
2	1	-	-	REV	Ø 1/4" x 3/4" S/S NON-FLANGED WELD PIN
1	1	4746	99-11341	REV 7	BURNER, COMPLETE ASSEMBLY
ITEM	QTY	PART	DRAWING	DESCRIPTION	

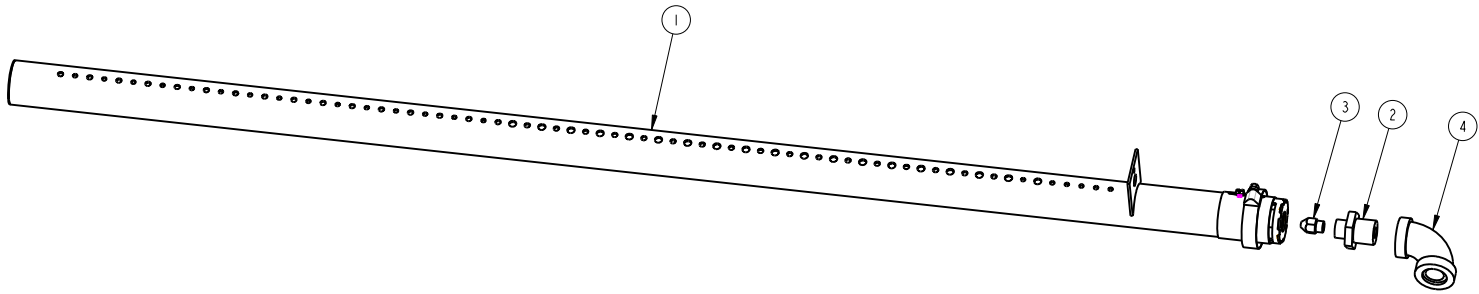
THIRD ANGLE PROJECTION	CATEGORY: INF3500	WEIGHT (LB): 0.00	PARENT ASSY: -
	MATERIAL: SEE BOM	FINISH: -	
ALL DIMENSIONS ARE IN INCHES UNLESS SPECIFIED OTHERWISE TOLERANCES ARE:	CUT SIZE:	BEND ALL: -	
FRACTIONS: ±1/32	PART NAME: ASSEMBLY, BURNER, W/PIN AND CLAMP		
ANGLE: ±1°	DRAWN BY: R.DIMITROV	PART NO: 4746.ASSY	DRAWING NO: 99-13134
BLANK: .X: ±0.1	APPROVED BY:	DATE: 13-OCT-10	
.XX: ±0.01	SCALE: 1:4		
.XXX: ±0.005	PAPER SIZE: B		
	SHEET: 1 OF 1		
	HARDT EQUIPMENT MANUFACTURING INC.		
	1756 50 AVE. LACHINE, QUEBEC, CANADA H8T 2V5 TEL: (514) 631-7271 FAX: (514) 631-7172		

FEATURE MARKED ARE
CRITICAL TO QUALITY

FIT AND FUNCTION

APPEARANCE

REV	DESCRIPTION	ECO	BY	DATE
00	ORIGINAL RELEASE	-	NL	17-SEP-08
1	#6642		RD	04-NOV-11
02	ASSEMBLY #99-12700 IS REVISED	#2389	MN	2015-12-16




4	1	3620	99-6622	REV -	ELBOW 1/2" NPT BLK 150LBS WOG 90DEG
3	1	4923	99-4700	REV -	JET # 25
2	1	4864	99-6612	REV -	JET SUPPORT
1	1	4746 CLAMP	99-12700	REV 02	ASSEMBLY, BURNER AND CLAMP




ITEM	QTY	PART	DRAWING	DESCRIPTION
THIRD ANGLE PROJECTION				
			CATEGORY: -	WEIGHT (LB): 4.50
ALL DIMENSIONS ARE IN INCHES UNLESS SPECIFIED OTHERWISE TOLERANCES ARE: FRACTIONS: ±1/32 ANGLE: ±1° BLANK: .X: ±0.05 .XX: ±0.015 .XXX: ±0.005			MATERIAL: SEE BOM	PARENT ASSY: -
PART NAME: BURNER, BACK WITH JET ASS'Y, BLAZE				
DRAWN BY: R.DIMITROV		PART NO: -		DRAWING NO: 99-10918
APPROVED BY:				
DATE: 17-SEP-08	SCALE: 5:64	PAPER SIZE: B	SHEET: 1 OF 1	
 Responsive, Reliable Solutions		HARDT EQUIPMENT MANUFACTURING INC. TEL: (514) 631-7271 FAX: (514) 631-7172		

4746.PRO.CLAMP



4848



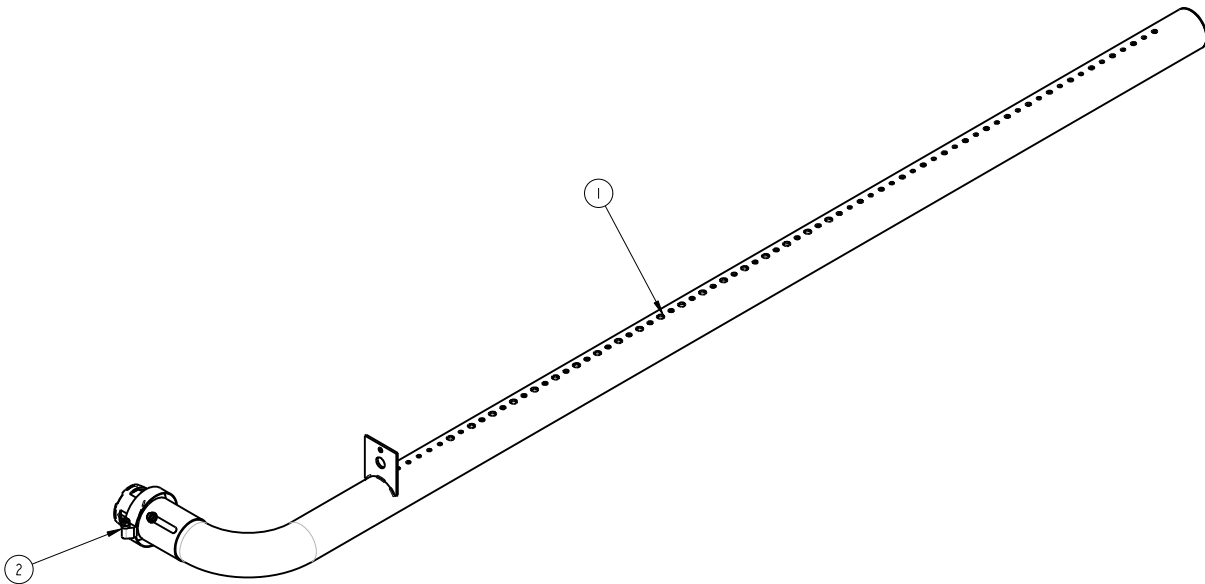
6874



4846 (jet 39)

BURNER TUBE ASSEMBLY
CONVERSION KIT NAT. TO PRO.
Drawing #: 99-7620 rev0
SBT #: 6958

REV	DESCRIPTION	ECO	BY	DATE
00	ORIGINAL RELEASE	-	NL	13-OCT-10
1	#6645		RD	07-NOV-11
02	CLAMP P/N WAS 3598	#2389	MN	2015-12-16



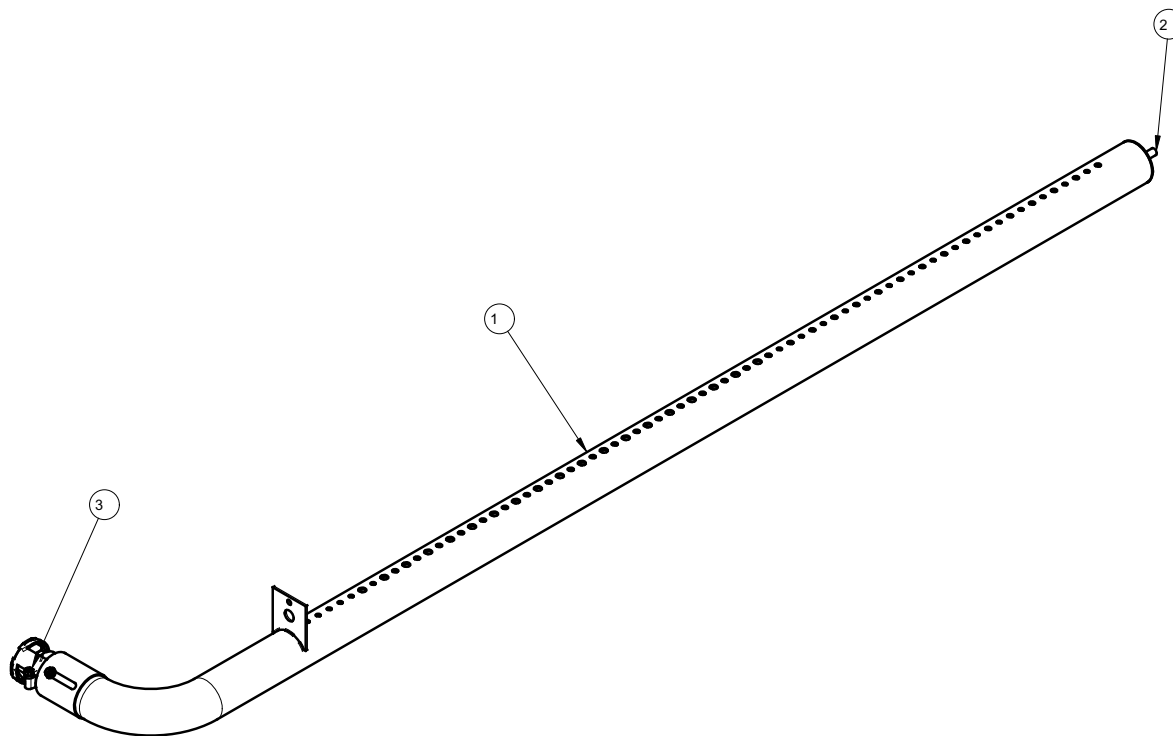
2	1	3599	-	REV -	CLAMP HOSE, 2"X1-1/2" #24 SERIES, S/S
1	1	4746.PRO	99-13838	REV 3	ASSEMBLY, BURNER, PROPANE, BENT

ITEM	QTY	PART	DRAWING	DESCRIPTION
THIRD ANGLE PROJECTION				
		CATEGORY: INF3500	WEIGHT (LB): 4.29	PARENT ASSY: -
ALL DIMENSIONS ARE IN INCHES <small>UNLESS SPECIFIED OTHERWISE TOLERANCES ARE:</small> FRACTIONS: ± 1/32 ANGLE: ± 1° BLANK: .X: ± 0.05 .XX: ± 0.015 .XXX: ± 0.005		MATERIAL: SEE BOM	FINISH: -	
PART NAME: ASSEMBLY, BURNER, PROPANE, W/CLAMP				
DRAWN BY: R.DIMITROV		PART NO: 4746.PRO.CLAMP	DRAWING NO: 99-13132	
APPROVED BY:		DATE: 13-OCT-10	SCALE: 1:4	PAPER SIZE: B SHEET: 1 OF 1
 HARDT <small>Responsive, Reliable Solutions</small>		HARDT EQUIPMENT MANUFACTURING INC. <small>TEL: (514) 631-7271 FAX: (514) 631-7172</small>		

THINK SAFETY - REMOVE ALL BURRS, SHARP EDGES AND CORNERS

PROJ. MODEL: 99-13133/ASSEM / FILE NAME: 99-13133

REV	DESCRIPTION	BY	DATE
0	ORIGINAL RELEASE	NL	13-OCT-10
1	#6645	RD	07-NOV-11



3	1	3598	-	REV 0	CLAMP HOSE, S/S, 1-1/4 IN
2	1	-	-	REV	Ø 1/4" x 3/4" S/S NON-FLANGED WELD PIN
1	1	4746.PRO	99-13838	REV 3	ASSEMBLY, BURNER, PROPANE, BENT
ITEM	QTY	PART	DRAWING	DESCRIPTION	


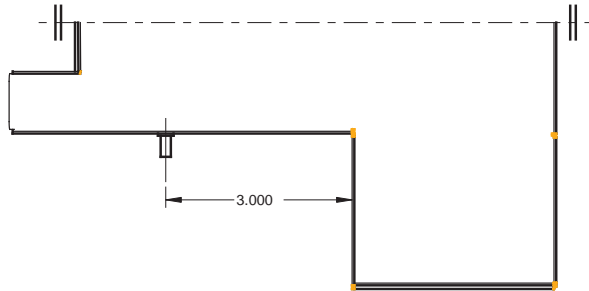
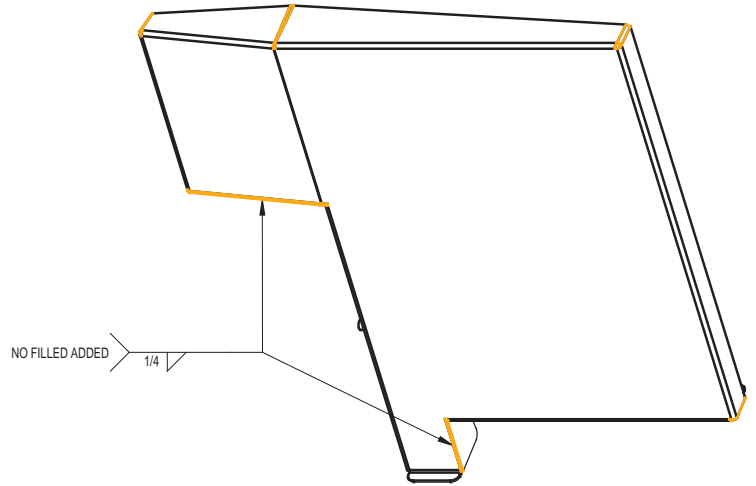
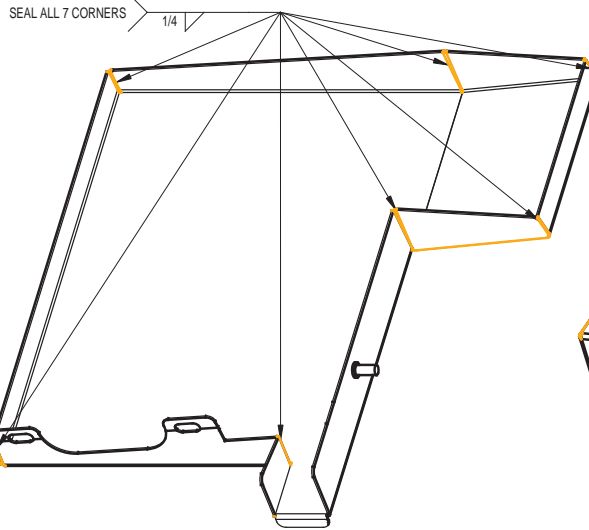
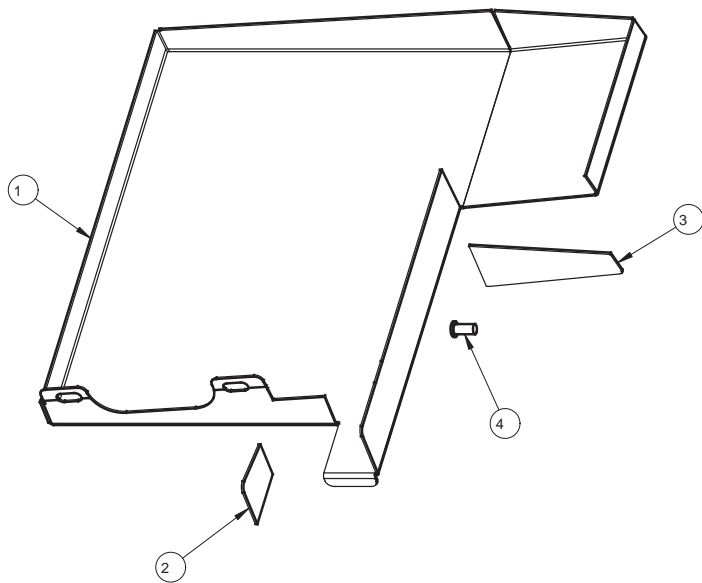
THIRD ANGLE PROJECTION		CATEGORY: INF3500	WEIGHT (LB): 0.00	PARENT ASSY: -
		MATERIAL: SEE BOM	FINISH: -	
ALL DIMENSIONS ARE IN INCHES UNLESS SPECIFIED OTHERWISE TOLERANCES ARE: FRACTIONS: ±1/32 ANGLE: ±1° BLANK: .X: ±0.1 .XX: ±0.01 .XXX: ±0.005		CUT SIZE: -	BEND ALL: -	
PART NAME: ASSEMBLY, BURNER, PROPANE, W/PIN AND CLAMP		DRAWN BY: R.DIMITROV	PART NO: 4746.PROASSY	DRAWING NO: 99-13133
APPROVED BY:		DATE: 13-OCT-10	SCALE: 1:4	PAPER SIZE: B
SHEET: 1 OF 1		HARDT EQUIPMENT MANUFACTURING INC. 1756 50 AVE. LACHINE, QUEBEC, CANADA H8T 2V5 TEL: (514) 631-7271 FAX: (514) 631-7172		

FEATURE MARKED ARE CRITICAL TO QUALITY

F FIT AND FUNCTION

A APPEARANCE

REV	DESCRIPTION	CCR	BY	DATE
0	ORIGINAL RELEASE		MD	13 JUL 10
1	#6523		RD	28-SEP-11
2	#6666		ZL	09-NOV-11
03	ADD WELD STUD	#1798	MN	16-MAY-13
04	CHANGE REV 03 TO 02 FOR P/N 99-12989		MN	11-MAR-14
05	ITEMS 99-12989, 99-12991 REVISED, DRAWING FORMAT REVISED		JM	2018-01-15



ITEM	QTY	PART	DRAWING	DESCRIPTION
4	1	7819	REV	WELD STUD, NELSON TFTS #8-32 x 3/8" S/S
3	1	99-12990	99-12990 REV 01	EXTENSION, LONG, DRIP PAN ASS'Y
2	1	99-12991	99-12991 REV 01	EXTENSION, SHORT, DRIP PAN ASS'Y
1	1	99-12989	99-12989 REV 03	DRIP PAN

05

ALL DIMENSIONS ARE IN INCHES

MANUAL PROCESSES
WELDED FEATURE POSITIONING

±0.030

PART NAME:		ASS'Y, DRIP PAN	
WHERE USED:		BLAZE - INF - 3500 / GC / 4500	
MATERIAL:		SEE BOM	
FINISH:		-	
DRAWN BY:	JUAN M.	PART NO:	6874
APPROVED BY:		DRAWING NO:	99-12988
		REV:	05
SCALE: 1:2		PAPER SIZE: B	HARDT Responsive, Reliable Solutions
SHEET: 1 OF 1			