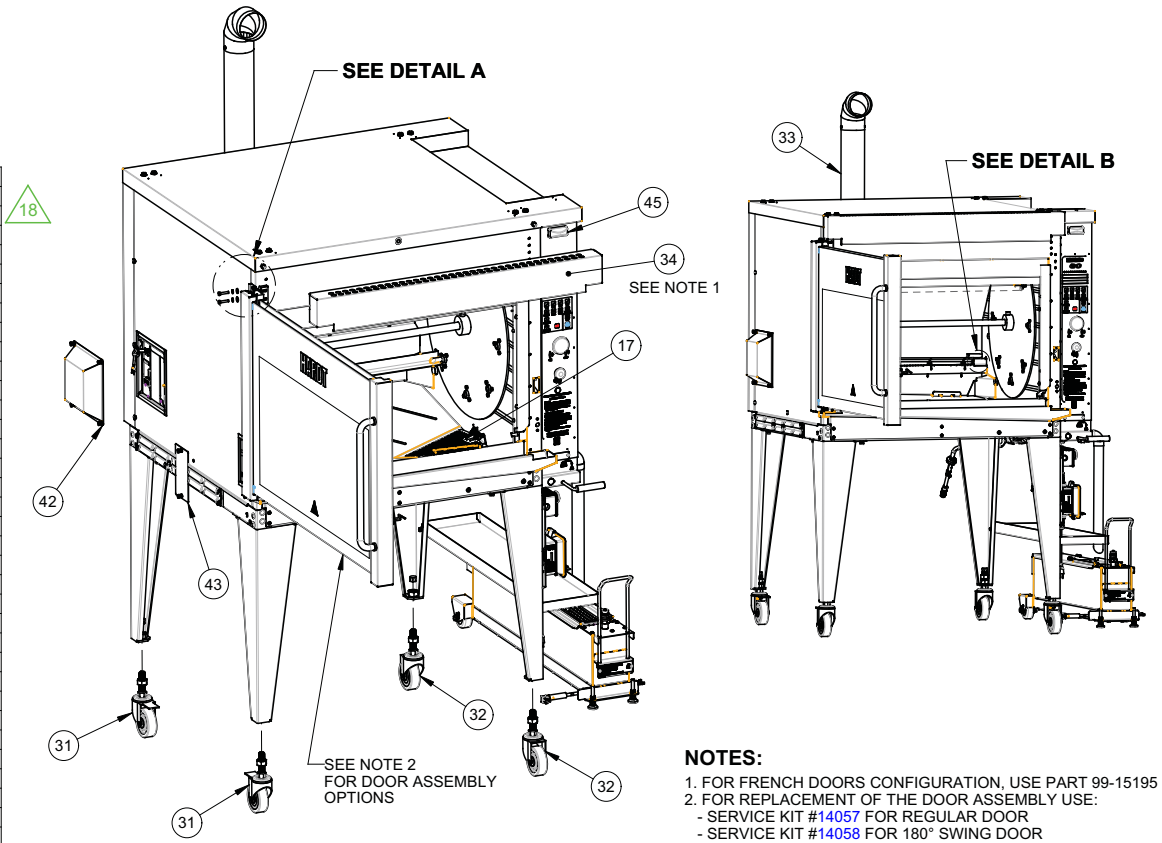



REV	DESCRIPTION	ECO	BY	DATE
14	ITEMS ADDED: 8290, 8327, & 8316 (DETAIL B) ITEMS 3849 & 99-14462 REVISED REMOVED DETAIL A	2788	JM	2018-04-25
15	ADDED LINES TO THE NOTE	2886	MMO	2019-01-04
16	REPLACED PART 7377 BY 99-17371	2976	JW	2019-09-04
17	REMOVED PUMP 99-16472, REPALCED WITH 99-17108	2906 2883	PGS	2020-06-29
18	ITEM P/N 3849 REPLACED WITH 99-17444.	3156	JX	2021-09-03

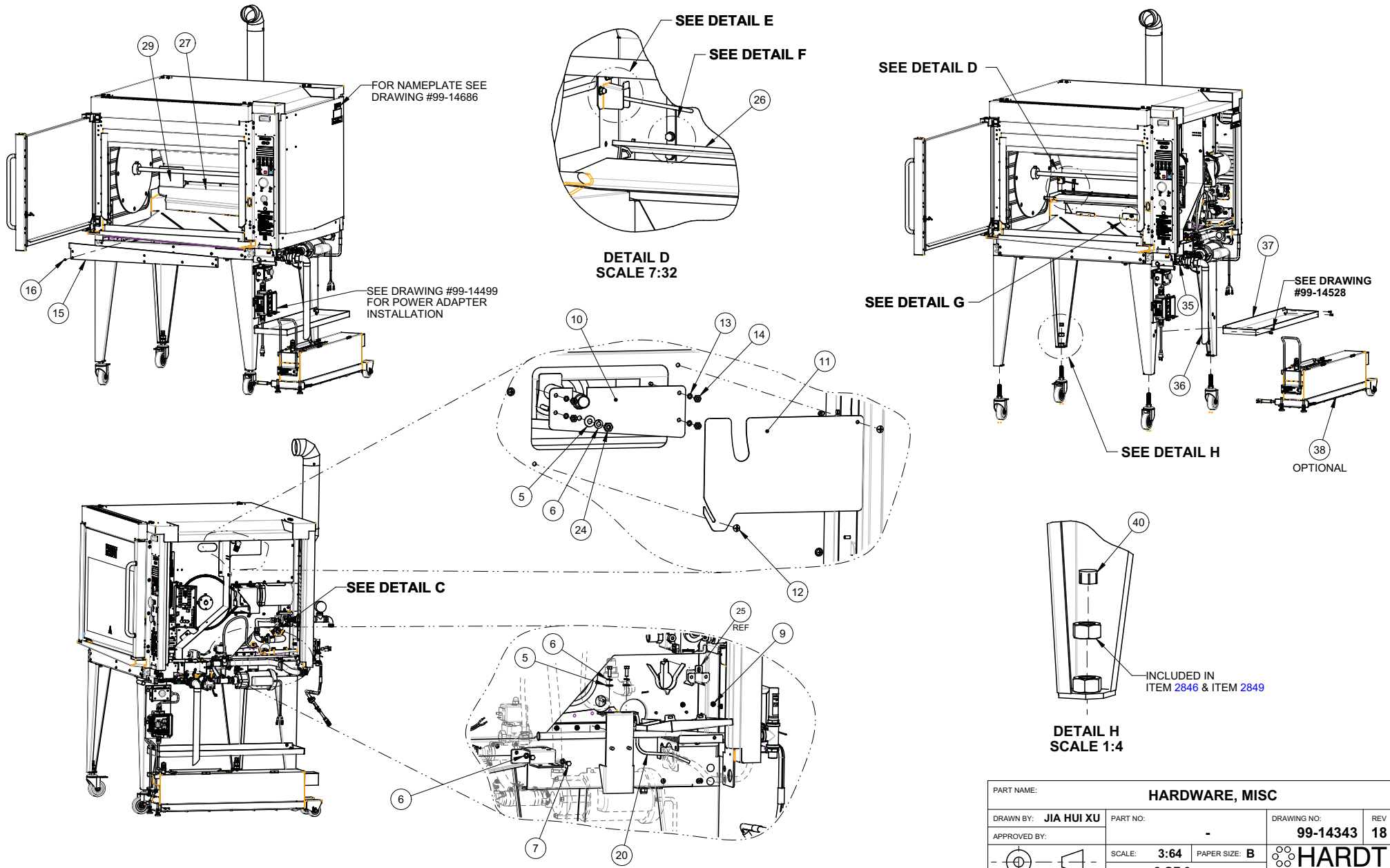
46	4	8316	-	REV -	BOLT HEX HEAD 1/4-20 x 1-1/4" LONG, S/S	8316
45	1	99-17371	99-17371	REV 01	INDICATOR LIGHT, AMBER, ASSEMBLY	7317
44	1	99-17444	99-17444	REV 04	DEGREASER HOSE ASSEMBLY (OPEN LOOP)	SEE NOTE 3
43	1	99-17157	99-17157	REV 00	COVER ASSEMBLY, LIGHT FIXTURE	99-17157
42	1	99-17155	99-17155	REV 00	COVER ASSEMBLY, THERMAL SENSOR	99-17155
41	16	8290	-	REV -	WASHER, FLAT, S/S, 1/4"	8290
40	4	8623	-	REV -	CAP PLASTIC ORANGE 3/4-16 THREAD	8623
39	8	8327	-	REV -	LOCK WASHER S/S SPLIT FOR BOLT 1/4 S/S	8327
38	1	2608	99-14360	REV 25	GREASE RESERVOIR GR-124 120VAC 60Hz	2608
37	1	6667	99-10961	REV 02	SHELF, DEGREASER CONTAINER, INF-3500	6667
36	1	99-14462	99-14462	REV 03	OUTER DRAIN ASS'Y, SINGLE OVEN, TO GR-124 (SIDE)	99-14462
35	1	99-14326	99-14326	REV 07	DRAIN VALVE SUB ASSEMBLY	99-14326
34	1	7350	99-13178	REV 03	PANEL, FRONT, TOP, ASSEMBLY	SEE NOTE 1
33	1	99-14165	99-14165	REV 04	CHIMNEY ASSEMBLY, SINGLE, 4 IN, S/S	99-14165
32	2	2846	-	REV 06	CASTER ADJUSTABLE 4" W/O BRAKE	2878.S
31	2	2849	-	REV 06	CASTER ADJUSTABLE 4" W/BRAKE	2878.S
30	2	11343	-	REV -	SCREW PHILLIPS FLAT S/S U/CUT #6-32 x 3/8" LONG	11343
29	1	99-14349	99-14349	REV 0	FLAME SENSOR SHIELD	99-14349
28	1	99-14950	99-14950	REV 2	HOOK, BURNER & SENSOR, LG 6"	99-14950
27	1	99-13163	99-13163	REV 05	ASS'Y, COVER, BURNER, TILT	99-13163
26	1	99-12095	99-12095	REV 08	COVER, BURNER, ASSEMBLY	99-12095
25	1	99-13925	99-13925	REV 3	GUARD, IGNITER	99-13925
24	1	8620	-	REV -	HEX NUT 1/4-20, BRASS	8620
23	1	99-15829	99-15829	REV 02	COVER, ENCLOSURE, DEGREASER PUMP	99-15829
22	1	99-17108	99-17108	REV 05	DEGREASER PUMP SUB-ASSEMBLY	99-17792
21	1	6874	99-12988	REV 05	ASS'Y, DRIP PAN	6874
20	1	99-17161	99-17161	REV 01	TUBE, DEGREASER OUTLET	99-17161
19	2	20512	-	REV -	ACORN NUT 8-32, S/S	20512
18	1	6765	99-12130	REV 04	GUARD, FLAME SENSOR, ASSEMBLY	6765
17	1	99-14078	99-14078	REV 06	COARSE STRAINER SUB/ASSY	99-14078
16	6	8124	-	REV -	SCREW TRUSS PHIL S/S 10-32 x 3/8	8124
15	1	99-14186	99-14186	REV 05	PLATE, CLOSURE, FRONT BASE	99-14186
14	4	8619	-	REV -	HEX NUT 8-32, BRASS	8619
13	10	20601	-	REV -	LOCK WASHER S/S SPLIT FOR BOLT #8 S/S	20601
12	4	11418	-	REV -	MACH. SCREW 8-32 x .375 S/S PHILLIPS TRUSS HEAD	11418
11	1	99-14361	99-14361	REV 00	COVER PLATE, INSULATION, MACHINE ROOM	99-14361
10	1	99-14023	99-14023	REV 04	COVER, MANIFOLD, SPRINKLERS	99-14023
9	18	11135	-	REV -	NUT, K-LOCK, S/S, #8-32	11135
8	5	5760	-	REV -	MACH. SCREW 10-32 x 1/2 S/S PHILPS TRUSS HEAD	5760
7	14	8505	-	REV -	BOLT HEX HEAD 1/4-20 x 1/2" LONG, S/S	8505
6	43	8327	-	REV -	LOCK WASHER S/S SPLIT FOR BOLT 1/4 S/S	8327
5	53	8290	-	REV -	WASHER, FLAT, S/S, 1/4"	8290
4	2	6664	99-11415	REV 02	MOUNTING PIN, HEAT SHEILD, 10-32	6664
3	1	8505	-	REV -	BOLT HEX HEAD 1/4-20 x 1/2" LONG, S/S	8505
2	1	8708	-	REV -	WASHER, FLAT, S/S, 3/4" OD, 1/4"	8708
1	5	8327	-	REV -	LOCK WASHER S/S SPLIT FOR BOLT 1/4 S/S	8327
ITEM	QTY	PART	DRAWING		DESCRIPTION	SERVICE NO



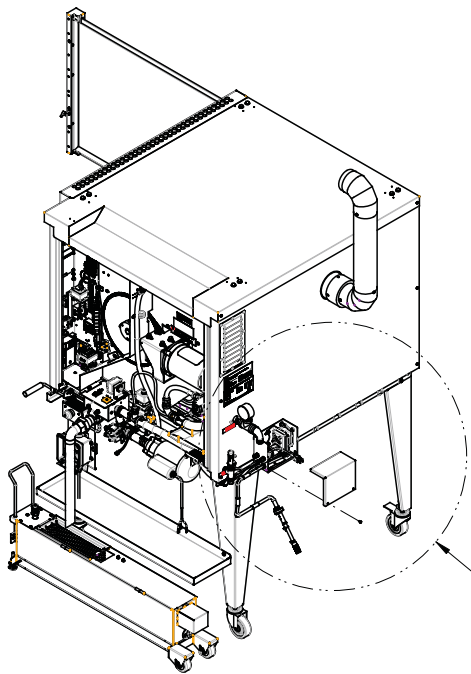
- NOTES:**
1. FOR FRENCH DOORS CONFIGURATION, USE PART 99-15195
 2. FOR REPLACEMENT OF THE DOOR ASSEMBLY USE:
 - SERVICE KIT #14057 FOR REGULAR DOOR
 - SERVICE KIT #14058 FOR 180° SWING DOOR

ALL DIMENSIONS ARE IN INCHES		PART NAME: HARDWARE, MISC	
		WHERE USED: INF-GC, SINGLE	
		MATERIAL: SEE BOM	
		FINISH: N/A	
DRAWN BY: JIA HUI XU	PART NO: -	DRAWING NO: 99-14343	REV: 18
APPROVED BY:		 HARDT Responsive, Reliable Solutions	
	SCALE: 3:64 PAPER SIZE: B		
	SHEET: 1 OF 3		

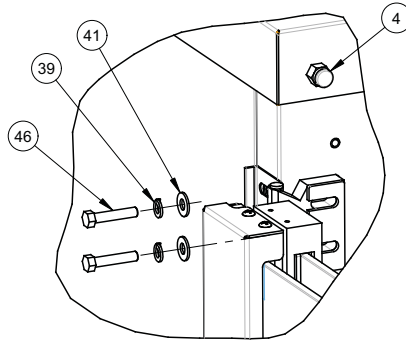
CLASS: N/A GROUP: N/A



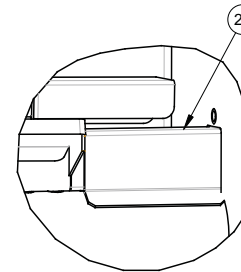
PART NAME:		HARDWARE, MISC	
DRAWN BY: JIA HUI XU	PART NO.:	-	
APPROVED BY:	DRAWING NO.:	99-14343	REV 18
SCALE: 3:64		PAPER SIZE: B	HARDT Responsive, Reliable Solutions
SHEET: 2 OF 3			



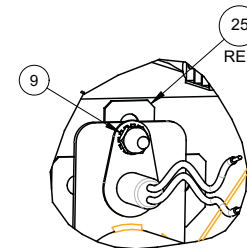
SEE DETAIL K



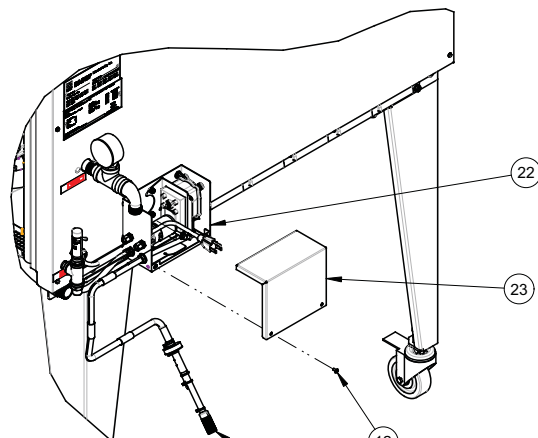
DETAIL A
SCALE 5:16



DETAIL B
SCALE 1:2

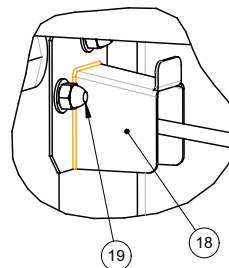


DETAIL C
SCALE 5:8

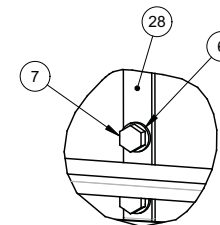


DETAIL K
SCALE 3:32

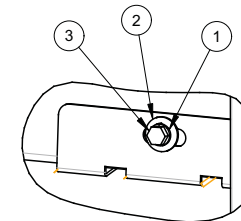
SEE NOTE 3 FOR DEGREASER
HOSE OPTIONS



DETAIL E
SCALE 5:8



DETAIL F
SCALE 1:2

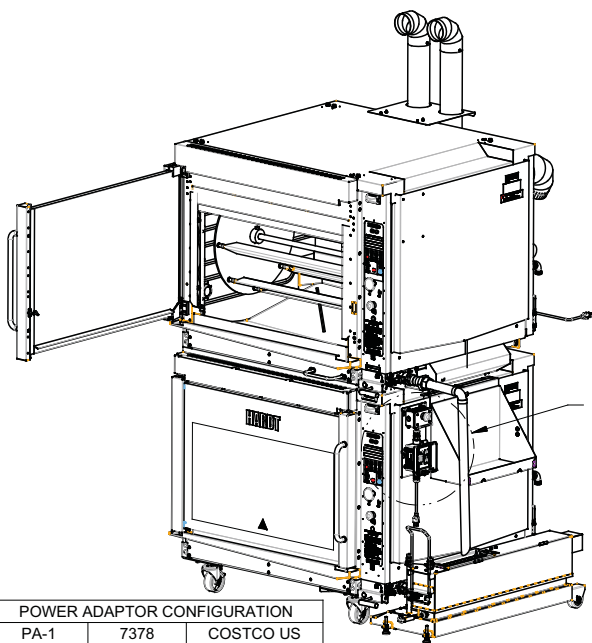


DETAIL G
SCALE 3:8

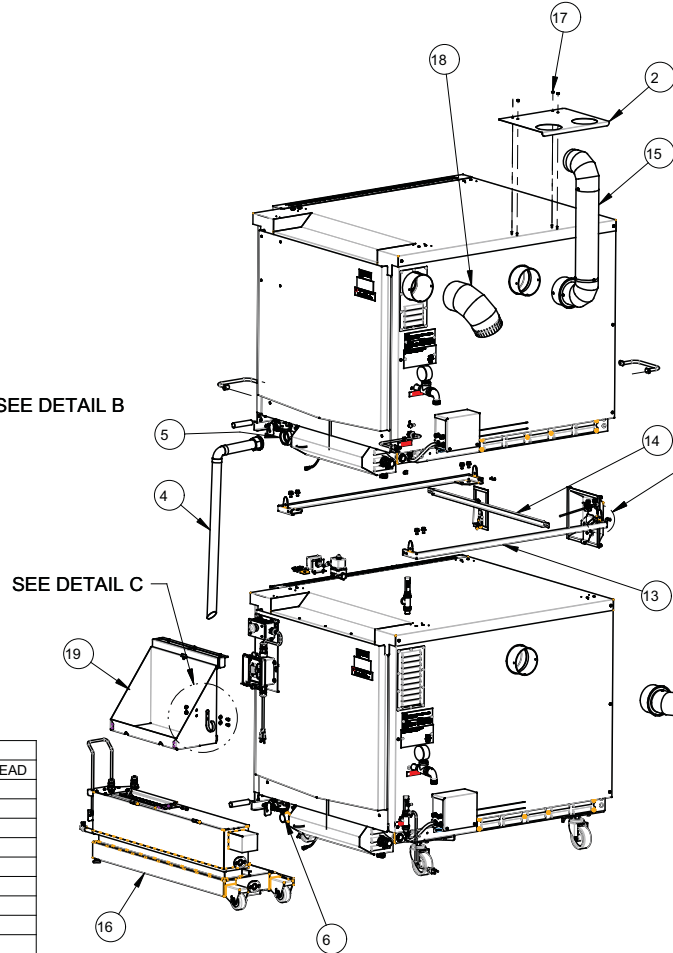
NOTES:

3. FOR OPEN LOOP DEGREASER HOSE USE KIT #14110
FOR CLOSE LOOP DEGREASER HOSE USE PART #5883

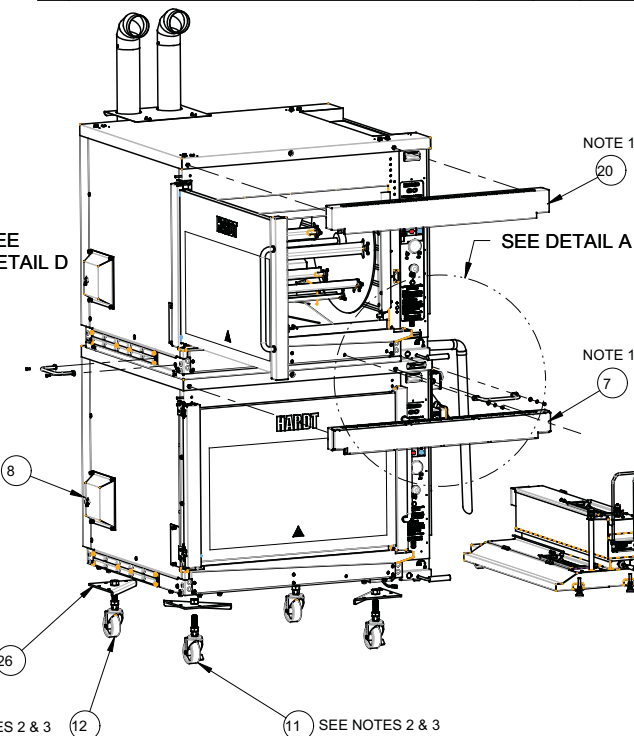
PART NAME:		HARDWARE, MISC	
DRAWN BY: JIA HUI XU	PART NO.:	-	
APPROVED BY:	DRAWING NO.:	99-14343	REV 18
SCALE: 3:64	PAPER SIZE: B	 HARDT Responsive, Reliable Solutions	
SHEET: 3 OF 3			



POWER ADAPTOR CONFIGURATION		
PA-1	7378	COSTCO US
PA-2	TBD	TBD
PA-3	7416	COSTCO CA/BJ/S



REV	DESCRIPTION	ECO	BY	DATE
02	ADD NOTE 1		RD	01-AUG-14
03	REMOVED ITEM (P/N 8124), REVISED 99-11360, 99-14218	#2160	ZL	16-DEC-14
04	CASTERS NOW DEFINED AS INDIVIDUAL ITEMS	#2310	PGS	2015-08-29
05	- REPLACE ITEM #99-16456 WITH #99-14404 REV. 3 - ITEM 99-13184 REPLACED BY 99-16563, 99-16566 AND 11418 DETAIL D ADDED. ITEMS 99-14165, 99-14218, 99-11360, 99-13178, 99-14326 AND 99-14395 REVISED.	#2585 #2602	MN JFM	2016-11-30
06	ITEM 99-14165 REPLACED BY 99-17061 ITEM 2609 99-14259 REVISED	2652	JM	2017-07-24
07	ADDED ITEM 99-13202	#3046	XZ	2020-03-02



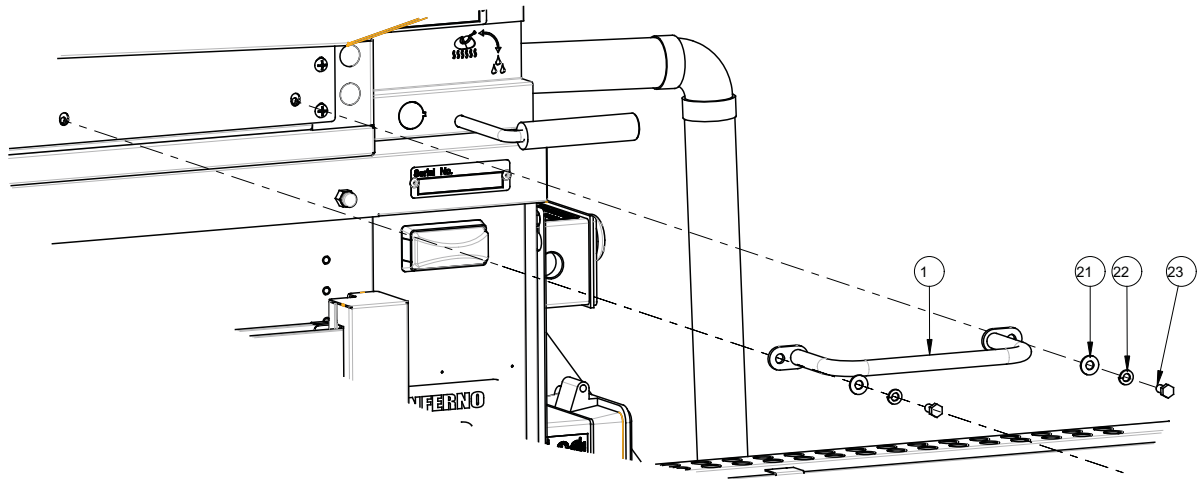
26	4	99-13202	99-13202	REV 04	WELDMENT, PLATE, CASTER
25	4	11418	-	REV -	MACH. SCREW 8-32 x .375 S/S PHILLIPS TRUSS HEAD
24	2	11138	-	REV -	NUT, K-LOCK, S/S, 1/4-20 UNC
23	8	8505	-	REV -	BOLT HEX HEAD 1/4-20 x 1/2" LONG, S/S
22	16	8327	-	REV -	LOCK WASHER S/S SPLIT FOR BOLT 1/4 S/S
21	22	8290	-	REV -	WASHER, FLAT, S/S, 1/4"
20	1	7350	99-13178	REV 03	PANEL, FRONT, TOP, ASSEMBLY
19	1	6717	99-11360	REV 07	DEGREASER SHELF S/ASSY, SIDE
18	1	4797	-	REV -	CHIMNEY ELBOW 90°, Ø5" S/S
17	8	3796	-	REV -	HEX NUT 8-32, S/S
16	1	2609	99-14218	REV 25	GREASE RESERVOIR GR-224 120VAC 60Hz
15	1	99-17061	99-17061	REV 00	CHIMNEY ASSEMBLY, TOP, 4 IN, S/S
14	1	99-16566	99-16566	REV 00	CHANNEL, W/HARDWARE, SPACER SET
13	2	99-16563	99-16563	REV 02	CHANNEL WELDMENT, SPACER SET
12	2	99-14606	99-14606	REV 05	CASTER ADJUSTABLE 4" W/O BRAKE
11	2	99-14605	99-14605	REV 05	CASTER ADJUSTABLE 4" W/BRAKE
10	1	99-14593	99-14593	REV 00	POWER ADAPTER OPTIONAL
9	1	99-14567	99-14567	REV 00	BRACKET, DEGREASER SHELF, INF-GC
8	1	99-14404	99-14404	REV 03	COVER, FLAME SENSOR
7	1	99-14395	99-14395	REV 02	ASSEMBLY, BOTTOM HEAT SHIELD, COMPLETE
6	1	99-14327	99-14327	REV 05	OUTER DRAIN ASSY, BOTTOM OVEN, TO GR-224
5	1	99-14326	99-14326	REV 07	DRAIN VALVE SUB ASSEMBLY
4	1	99-14324	99-14324	REV 03	OUTER DRAIN ASSY, GR-224 (SIDE)
3	1	99-14259	99-14259	REV 02	CHIMNEY ASSEMBLY, BOTTOM DD, 4 IN., S/S
2	1	99-14238	99-14238	REV 03	BRACE, VENT, INF-GC
1	2	99-14108	99-14108	REV 01	HANDLE ASSEMBLY

NOTES:

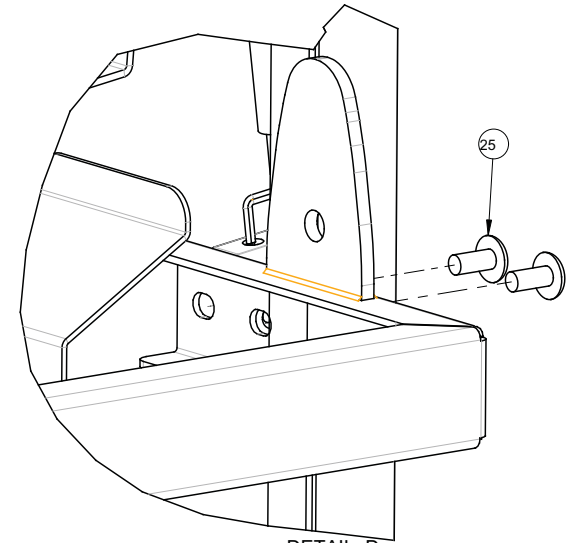
- 1) FOR FRENCH DOORS CONFIGURATION:
TOP UNIT USE PART# 99-15195
BOTTOM UNIT USE PART# 99-15383
- 2) CASTERS CAN BE PURCHASED AS A SET OF 4 CASTERS
ORDER PART# [2954.SET4.S](#)
- 3) FOR GREATER ADJUSTABILITY (HEIGHT) CASTERS WITH
LONGER THREADED STUD CAN BE PURCHASED.
USE PART# 99-14921

THIRD ANGLE PROJECTION	
ALL DIMENSIONS ARE IN INCHES	
UNLESS SPECIFIED OTHERWISE TOLERANCES ARE:	
FRACTIONS:	±1/32
ANGLE:	±1°
BLANK: X:	±0.1
XX:	±0.01
XXX:	±0.005

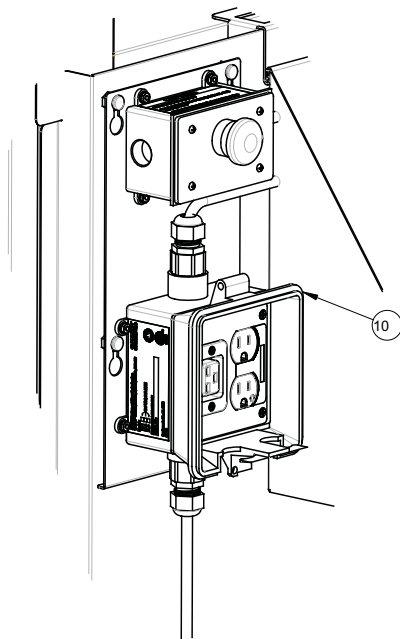
CATEGORY:	INF-GC, DD	WEIGHT (LB):	-	PARENT ASSY:	-
MATERIAL:	SEE BOM			FINISH:	-
CUT SIZE:	-			BEND ALL:	-
PART NAME: HARDWARE, MISC, INF-GC DD					
DRAWN BY:	XIN Z.	PART NO:	-	DRAWING NO:	99-14405
APPROVED BY:		DATE:	20-APR-12	SCALE:	29:640
		PAPER SIZE:	B	SHEET:	1 OF 2
HARDT EQUIPMENT MANUFACTURING INC.					
1756 50 AVE. LACHINE, QUEBEC, CANADA H8T 2V5 TEL: (514) 631-7271 FAX: (514) 631-7172					



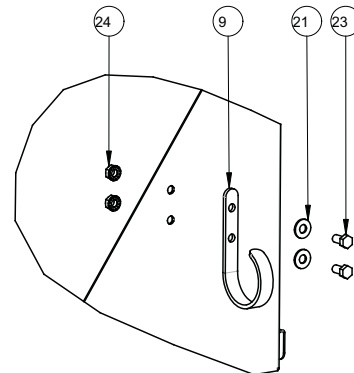
DETAIL A
SCALE 1:4



DETAIL D
SCALE 1:1

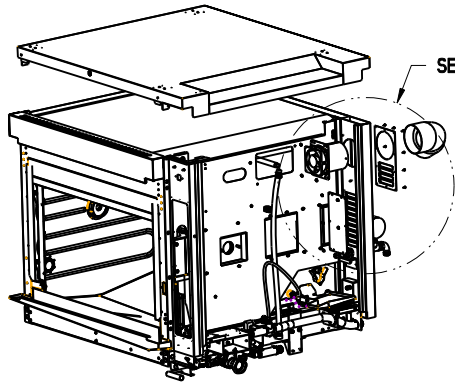


DETAIL B
SCALE 1:4

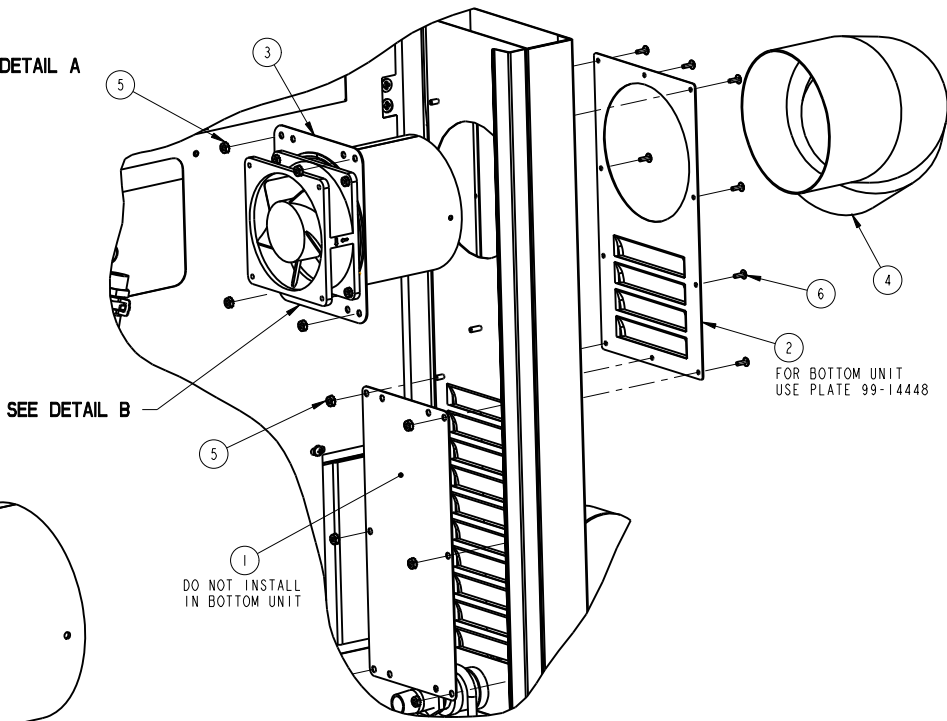


DETAIL C
SCALE 1:4

PART NAME:		HARDWARE, MISC, INF-GC DD	
DRAWN BY:	XIN Z.	PART NO:	-
APPROVED BY:		DRAWING NO:	99-14405
DATE:	20-APR-12	SCALE:	29:640
		PAPER SIZE:	B
		SHEET:	2 OF 2
HARDT Responsive, Reliable Solutions		HARDT EQUIPMENT MANUFACTURING INC TEL: (614) 631-7271 FAX: (614) 631-7172	



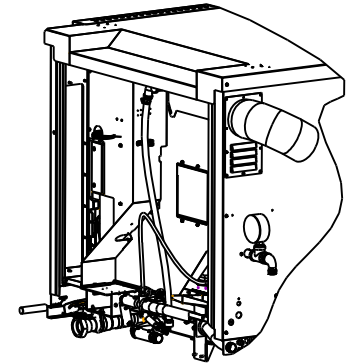
SEE DETAIL A



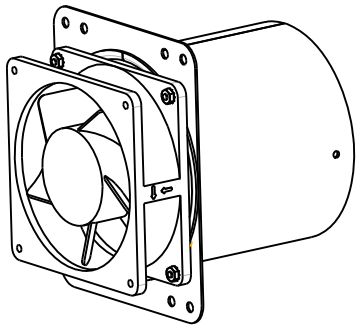
SEE DETAIL B

DO NOT INSTALL IN BOTTOM UNIT

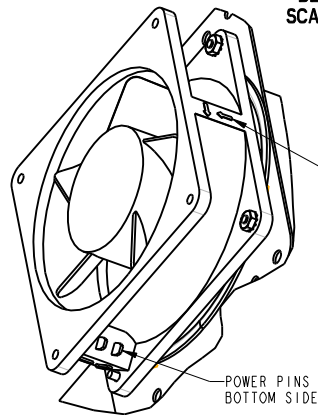
FOR BOTTOM UNIT USE PLATE 99-14448



ENSURE TO KEEP TAPPED HOLES IN THIS ORIENTATION



DETAIL B
SUB-ASSEMBLY

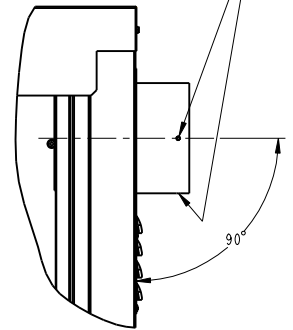


DETAIL A
SCALE 15:64

ENSURE THE FAN IS INSTALLED FOLLOWING THE ROTATION AND AIR-FLOW ARROWS

VIEW A
SCALE 1:2

POWER PINS
BOTTOM SIDE



RIGHT VIEW
SCALE 3:16

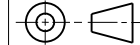
ITEM QTY	PART	DRAWING	DESCRIPTION
6	10	823.S/S	POP RIVET 1/8" DIA x 0.40 LONG, S/S
5	10	11135	NUT, K-LOCK, S/S, #8-32
4	1	4797	CHIMNEY ELBOW 90°, Ø5" S/S
3	1	-	99-16437 REV 01 FAN, BACK, MACHINE ROOM, 110V ASSEMBLY
2	1	-	99-14447 REV 2 PLATE, COOLING FAN, BACK
1	1	-	99-14444 REV 0 COVER, LOUVERS, INSIDE BACK

FEATURE MARKED ARE CRITICAL TO QUALITY

F FIT AND FUNCTION

A APPEARANCE

THIRD ANGLE PROJECTION



ALL DIMENSIONS ARE IN INCHES

UNLESS SPECIFIED OTHERWISE, TOLERANCES ARE:

FRACTIONS: ±1/32

ANGLE: ±1°

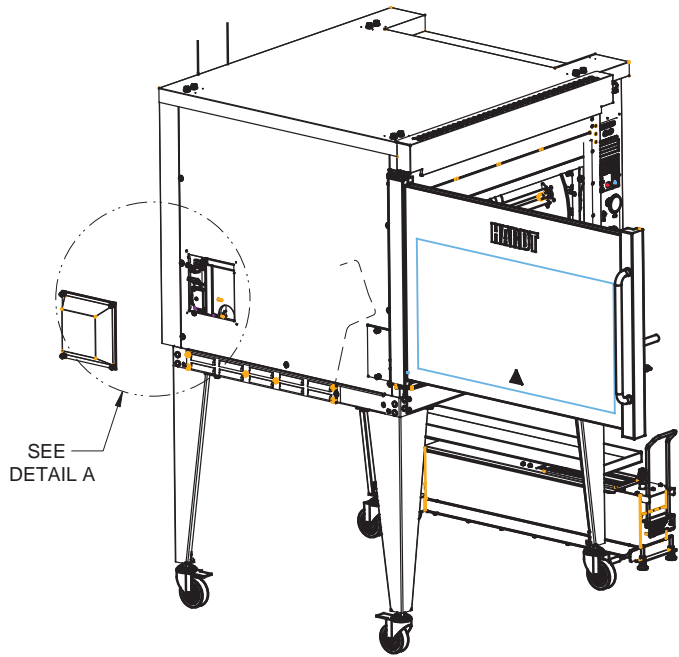
BLANK: .X: ±0.1

.XX: ±0.01

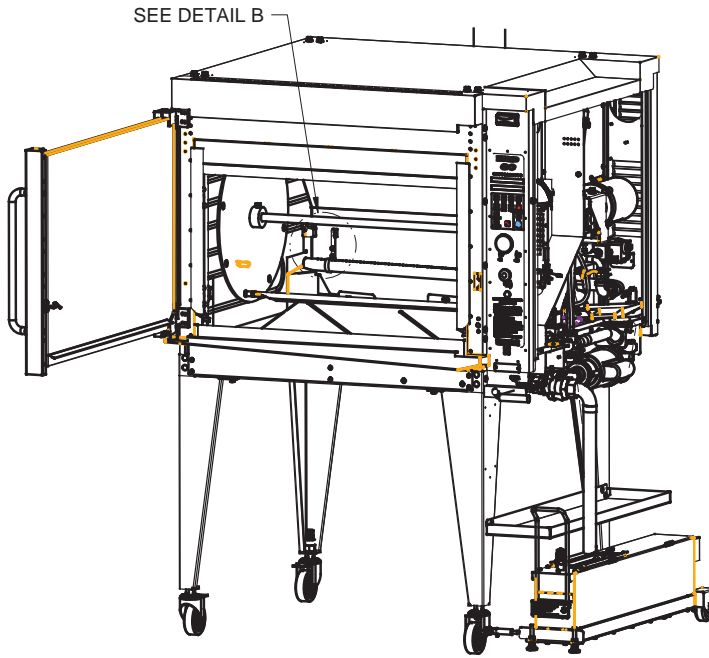
.XXX: ±0.005

CATEGORY:	INF-GC, DD	WEIGHT (LB):	-	PARENT ASSY:	-	
MATERIAL:	SEE BOM				FINISH:	-
CUT SIZE:	-				BEND ALL:	-
PART NAME:	FAN INTEGRATION, TOP UNIT, INF-GC-DD					
DRAWN BY:	ZHANBO LI	PART NO.:	-			
APPROVED BY:						
DATE:	20-FEB-12	SCALE:	1:16	PAPER SIZE:	B	
				SHEET:	1 OF 1	
		HARDT EQUIPMENT MANUFACTURING INC. 1756 50 AVE. LACHINE, QUEBEC, CANADA H8T 2V5 TEL: (514) 631-7271 FAX: (514) 631-7172				

REV	DESCRIPTION	CCR	BY	DATE
0	ORIGINAL RELEASE		RD	20-FEB-12
1	#6907		RD	02-MAR-12
2	UPDATE WIRE AND FAN INSTALLATION	#1680	MN	02-DEC-12
03	FAN GUARD AND HARDWARES ARE CHANGES	#2379	MN	2015-12-08
04	MULTIPLE CHANGES	#2606	ZL	2017-01-17

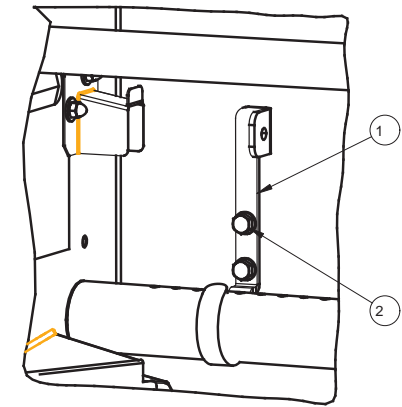


SEE
DETAIL A

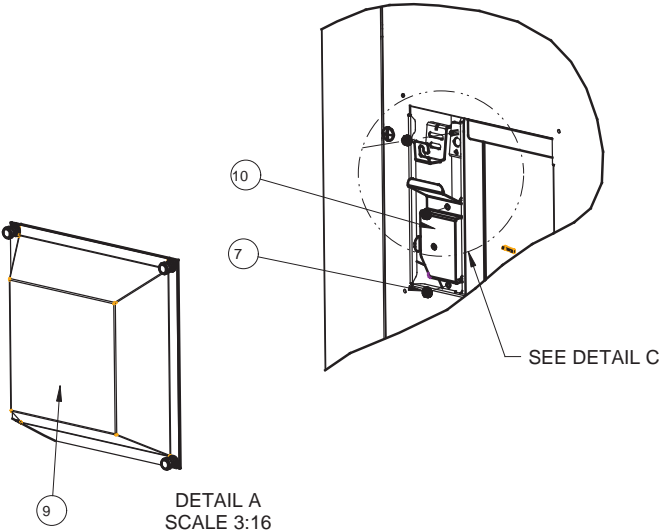


SEE DETAIL B

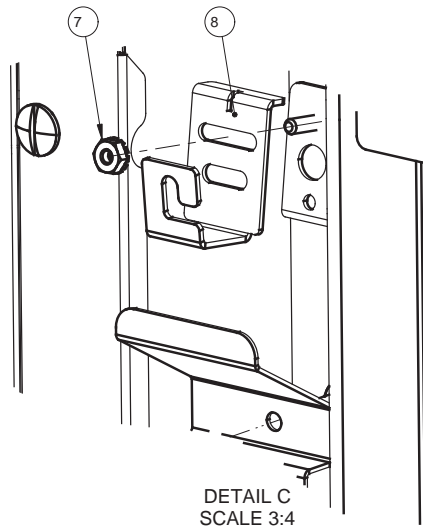
REV	DESCRIPTION	ECO	BY	DATE
00	ORIGINAL RELEASE	#1825	MN	12-JUL-13
01	REMOVE TABLE AND UPDATE BOM WITH THC, HOOK AND ADAPTOR PART NUMBERS	#2141	RD	06-NOV-14
02	REMOVE ITEM 99-15093 AND RELATED VIEWS QTY IN BOM IS UPDATED	#2179	RD	24-FEB-15
03	ADD VIEW C, REPLACE ITEM #10280 BY #11135 AND ITEM 99-14364 BY 99-15813	#2198	RD	27-MAR-15
04	REPLACED P/N 11565 WITH P/N 8456 REPLACED 99-14404 WITH 99-16456, REMOVED P/N 11414	#2482 #2491	ZL	2016-05-18
05	REMOVED ITEM 7803, 7457 AND 8458. REPLACED ITEM 99-14951 BY 99-16493. REPLACE 99-14656 WITH 99-14404 REV.03	#2576 #2585	JFM MN	2016-12-07
06	REPLACED 99-15813 WITH 99-16380, REVISED 99-16493	#2618	ZL	2017-01-06
07	REPLACED ITEM 99-14404 BY 99-17155, 99-16493 BY 99-14951	#2703 #2753	CM JG	2018-02-14



DETAIL B
SCALE 3:8



DETAIL A
SCALE 3:16

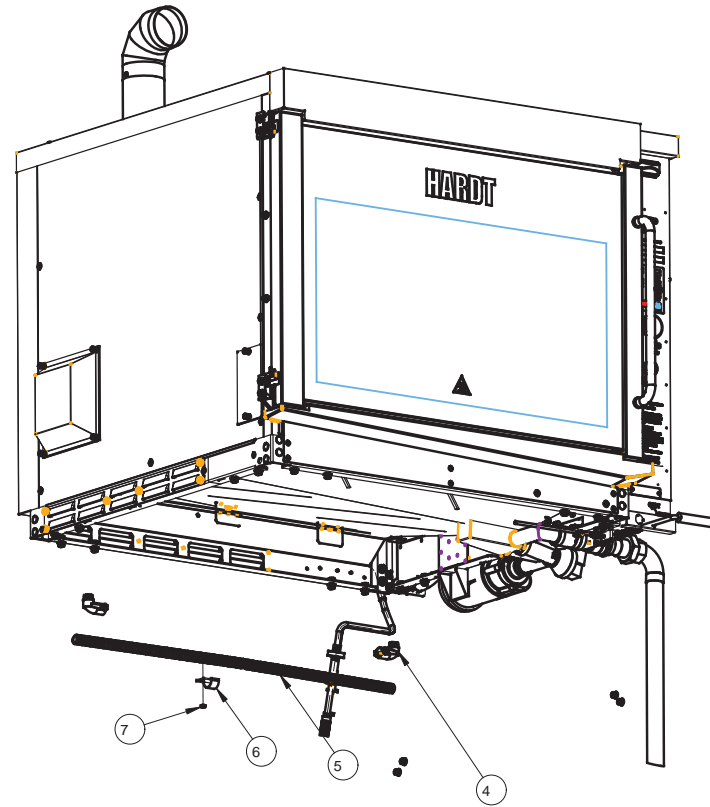
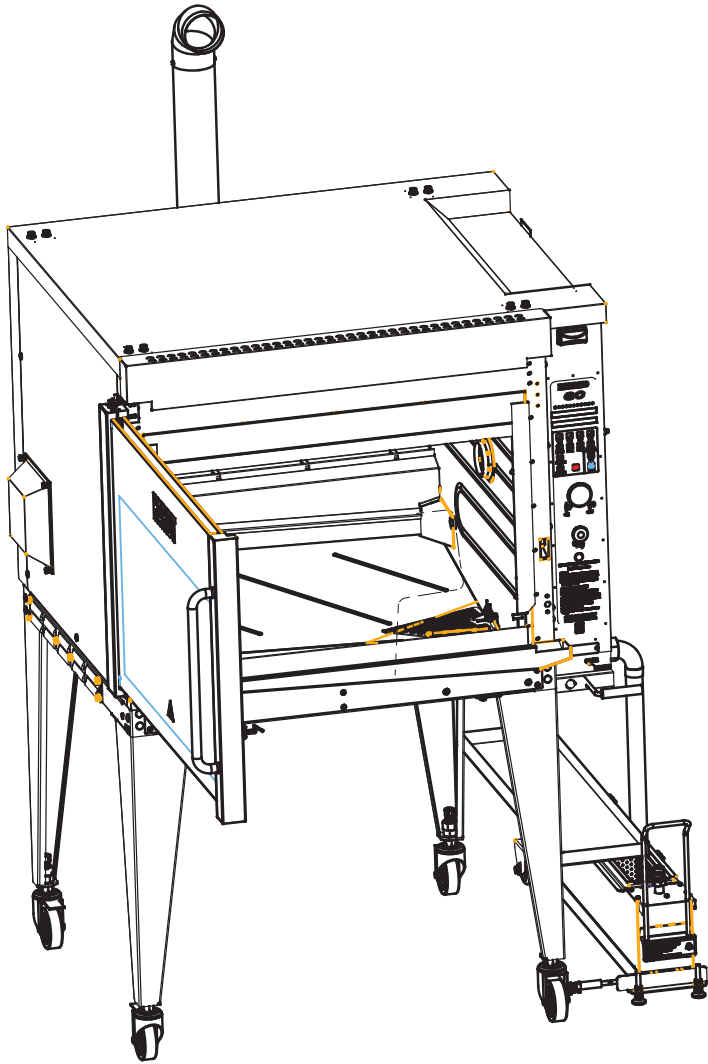


DETAIL C
SCALE 3:4



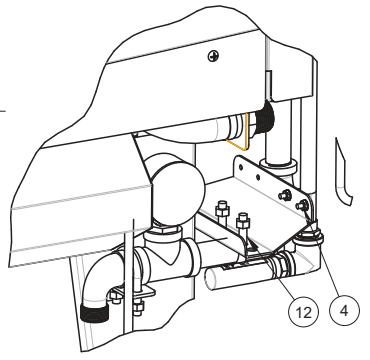
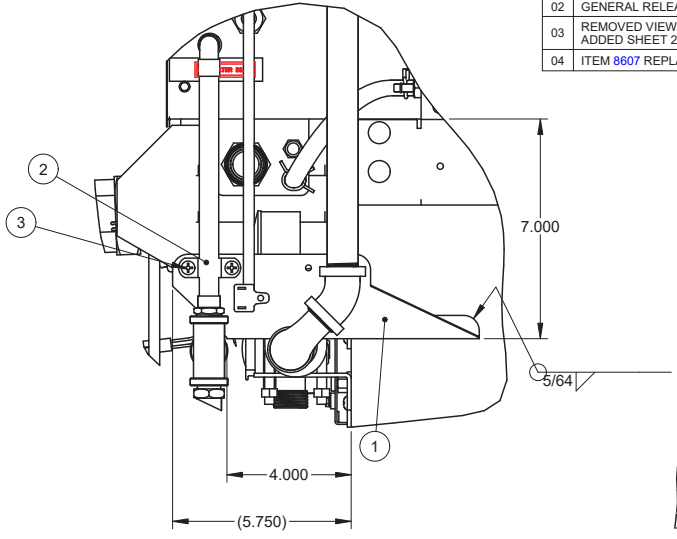
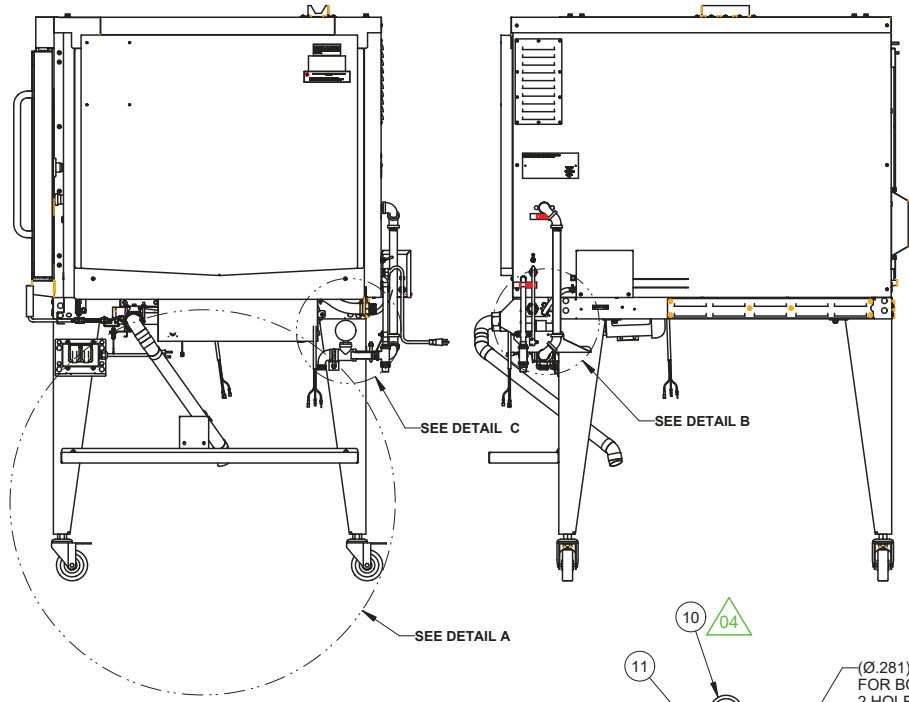
10	1	99-14951	99-14951	REV 01	TERMINAL HOLDER
9	1	99-17155	99-17155	REV 00	COVER ASSEMBLY, THERMAL SENSOR
8	1	99-16380	99-16380	REV 00	FLAME SENSOR, HOLDER
7	4	11135	-	REV -	NUT, K-LOCK, S/S, #8-32
6	1	7458	7458	REV 0	PIPE CLAMP 3/4" ZN-PL
5	1	7461	-	REV 0	CONDUIT, FLEX, FLAME SENSOR WIRE
4	2	7460	-	REV 0	CONNECTOR 90 DEG. 1/2" BX
3	4	3796	-	REV -	HEX NUT 8-32, SS
2	2	8505	-	REV -	BOLT HEX HEAD 1/4-20 x 1/2"LG, S/S
1	1	99-14950	99-14950	REV 2	HOOK, BURNER & SENSOR, LG 6"
ITEM	QTY	PART	DRAWING	DESCRIPTION	

THIRD ANGLE PROJECTION		CATEGORY:	INF-GC	WEIGHT (LB):	-	PARENT ASSY:	-	
		MATERIAL:	SEE BOM		FINISH:		-	
ALL DIMENSIONS ARE IN INCHES UNLESS SPECIFIED OTHERWISE. TOLERANCES ARE: FRACTIONS: ±1/32 ANGLE: ±1° BLANK .X: ±0.05 .XX: ±0.015 .XXX: ±0.005		PART NAME:	HARDWARE MISC. NEW IGNITION, SINGLE					
APPROVED BY:		DRAWN BY:	JULIEN G.	PART NO:	99-15072	DRAWING NO:	99-15072	
DATE:		24-JUL-13	SCALE:	1:16	PAPER SIZE:	B	SHEET:	1 OF 2
		HARDT EQUIPMENT MANUFACTURING INC					TEL: (514) 631-7271 FAX: (514) 631-7172	
Responsive, Reliable Solutions								

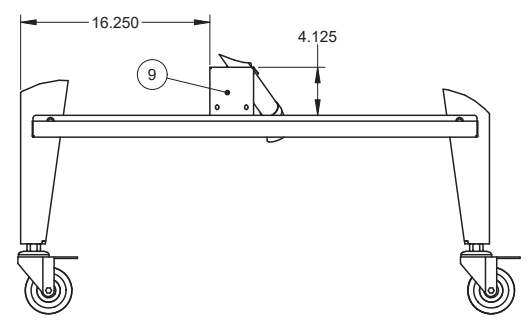


PART NAME: HARDWARE MISC. NEW IGNITION, SINGLE			
DRAWN BY: JULIEN G.	PART NO: 99-15072	DRAWING NO: 99-15072	REV NO: 07
APPROVED BY:			
DATE: 24-JUL-13	SCALE: 53:640	PAPER SIZE: B	SHEET: 2 OF 2
HARDT Responsive, Reliable Solutions		HARDT EQUIPMENT MANUFACTURING INC TEL: (514) 631-7271 FAX: (514) 631-7172	

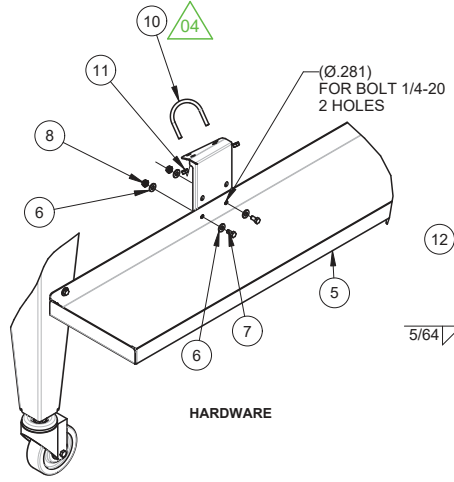
REV	DESCRIPTION	CCR	BY	DATE
0	ORIGINAL RELEASE	-	RD	18-MAR-13
01	ADDED ITEM 99-15779 AND P/N 8390	#2172	ZL	21-JAN-15
02	GENERAL RELEASE		ZL	2015-10-29
03	REMOVED VIEW "LOCATION OF 2 ADDITIONAL HOLES" ADDED SHEET 2	#3005	MMO	2020-02-24
04	ITEM 8607 REPLACED WITH 99-21041	#2948	JX	2020-07-15



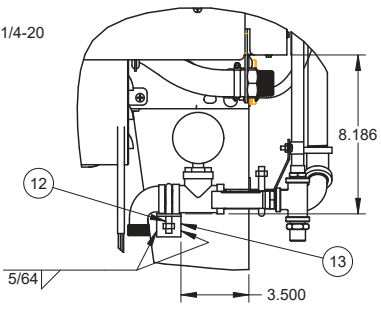
DETAIL B
SCALE 1:4



DETAIL A
SCALE 3:32



HARDWARE



DETAIL C
SCALE 5:32

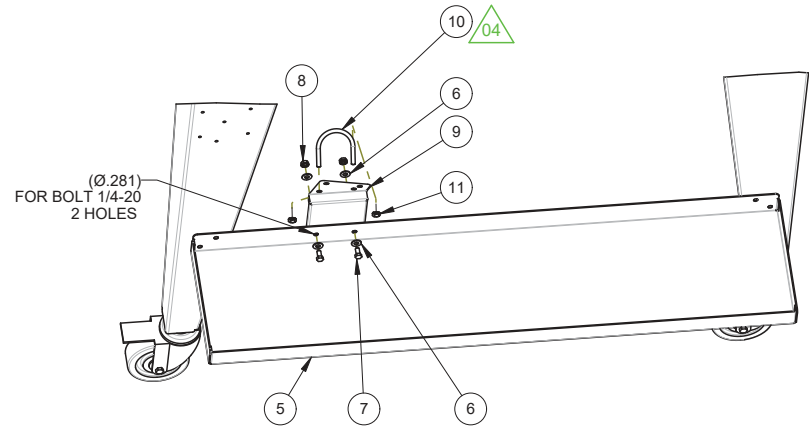
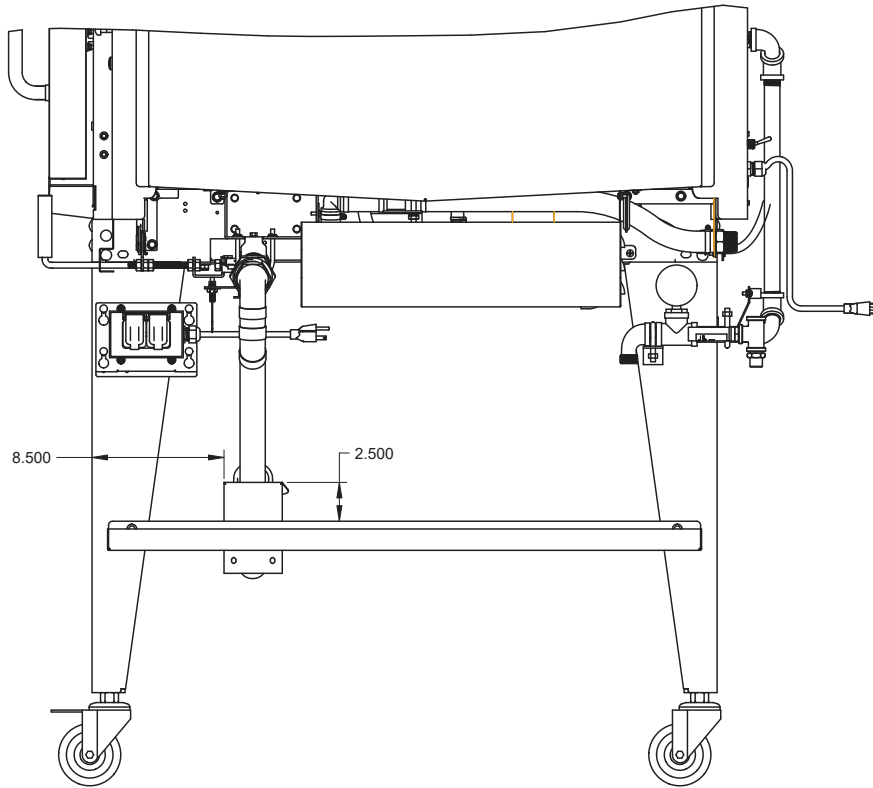
ITEM	QTY	PART	DRAWING	REV	DESCRIPTION
13	1	99-15779	99-15779	REV 00	BRACKET, GAS, BOTTOM CONNECTION, INF GC
12	2	8390	-	REV -	U-BOLT ZNPL 5/16-18 x 1-3/8 x 2-1/4 W/NUTS
11	2	8378	-	REV -	HEX NUT 1/4-20, S/S
10	1	99-21041	99-21041	REV 00	U-BOLT 1/4-20 x 2"ID (w/o NUTS)
9	1	99-14798	99-14798	REV 01	SUPPORT BRACKET, DRAIN PIPE, CADDY
8	6	11138	-	REV -	NUT, K-LOCK, S/S, 1/4-20 UNC
7	9	8505	-	REV -	BOLT HEX HEAD 1/4-20 x 1/2" LONG, S/S
6	28	8290	-	REV -	WASHER, FLAT, S/S, 1/4"
5	1	6667	99-10961	REV 02	SHELF, DEGREASER CONTAINER, INF-3500
4	2	11128	-	REV -	K-LOCKNUT S/S 10-32
3	2	5760	-	REV -	MACH. SCREW 10-32 x 1/2 S/S PHILPS TRUSS HEAD
2	1	3869	-	REV -	PIPE STRAP, 2-HOLES, 3/8" PIPE
1	1	6953	99-13243	REV 1	BRACKET, PLUMBING, BOTTOM CONNECTION

ALL DIMENSIONS ARE IN INCHES


MANUAL PROCESSES ±0.030
 WELDED FEATURE POSITIONING ±0.125
 OTHER

PART NAME: INSTALLATION, COMPONENTS, INF-GC, TOP VENT	
WHERE USED:	INF-GC
MATERIAL:	SEE BOM
FINISH:	-
DRAWN BY: MIKHAIL O.	PART NO: -
APPROVED BY:	DRAWING NO: 99-14934
	REV: 04
SCALE: 1:16	PAPER SIZE: B
SHEET: 1 OF 2	HARDT Responsive, Reliable Solutions

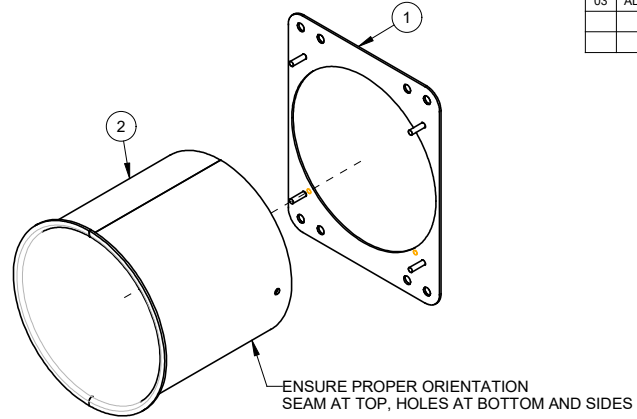
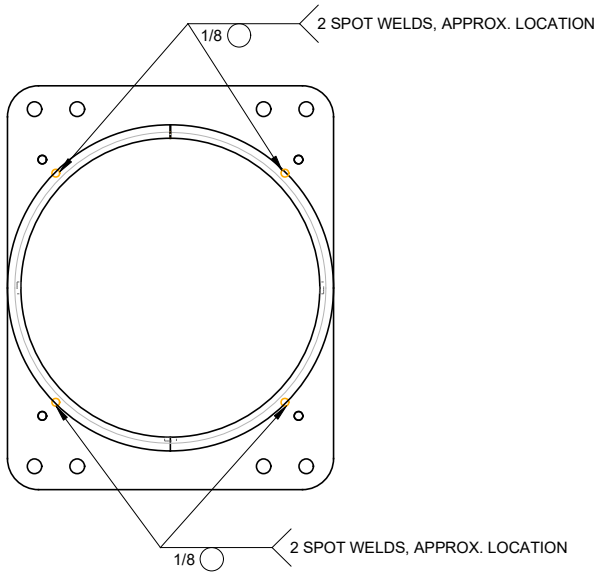
SINGLE OVEN PLUMBED TO A FRONTLINE GREASE CADDY LOCATED UNDER THE OVEN (D4)



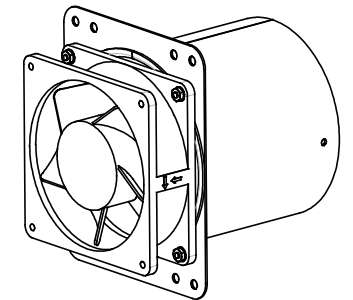
SINGLE OVEN PLUMBED TO GR-124 LOCATED UNDER THE OVEN (D3)

PART NAME:		INSTALLATION, COMPONENTS, INF-GC, TOP VENT	
DRAWN BY: MIKHAIL O.	PART NO. -	DRAWING NO. 99-14934	REV 04
APPROVED BY:			
SCALE: 1:8	PAPER SIZE: B	 HARDT Responsive, Reliable Solutions	
SHEET: 2 OF 2			

STEP 1

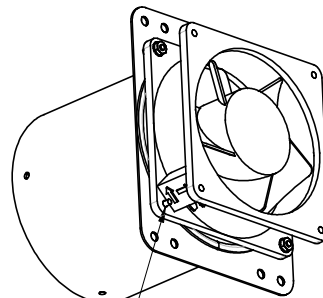
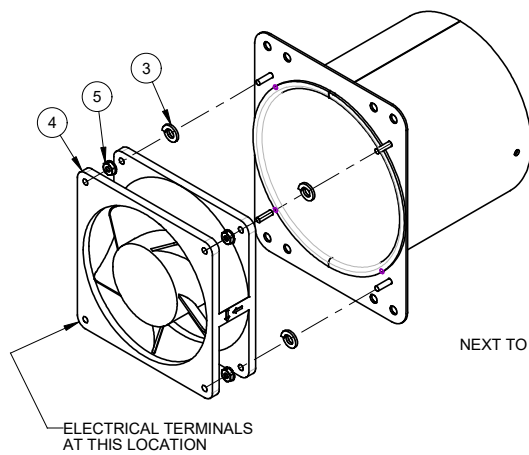


REV	DESCRIPTION	ECO	BY	DATE
00	ORIGINAL RELEASE	-	RD	2016-01-05
01	REMOVED PART #7598, #8124 AND TAPPING OPERATION, REVISED 99-14446	2606	ZL	2017-01-03
02	ADDED P/N 8327	2638	CM	2018-03-28
03	ADDED ASSEMBLY OF PLATE AND TUBE		XZ	2019-05-09



ASSEMBLED VIEW

STEP 2



ELECTRICAL TERMINALS
NUT IS NOT REQUIRED
NEXT TO THE ELECTRICAL TERMINALS

ELECTRICAL TERMINALS
AT THIS LOCATION

5	3	11125	-	REV -	K-LOCKNUT S/S 6-32
4	1	7410	-	REV -	FAN TUBEAXIAL 18W 115V 119x119x38mm
3	3	8327	-	REV -	LOCK WASHER S/S SPLIT FOR BOLT 1/4 S/S
2	1	99-8874	99-8874	REV 12	TUBE, CHIMNEY
1	1	99-14445	99-14445	REV 02	PLATE, SUPPORT FAN & CHIMNEY, BACK
ITEM	QTY	PART	DRAWING		DESCRIPTION

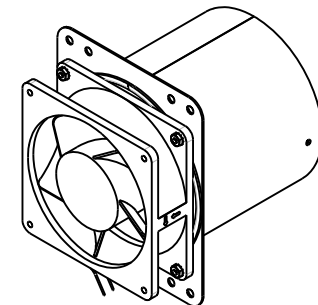
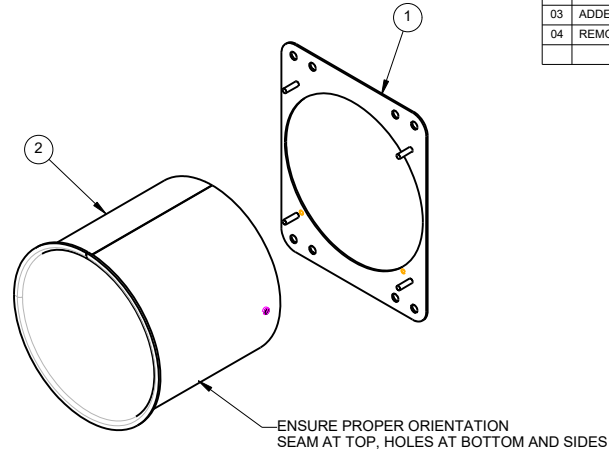
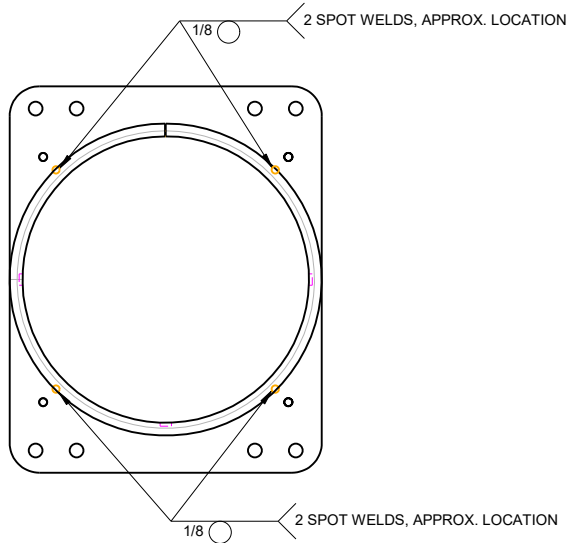


ALL DIMENSIONS ARE IN INCHES

PART NAME:		FAN ASSEMBLY 100-130V MACHINE ROOM	
WHERE USED:		INF3500/INF GC/INF 4500	
MATERIAL:		SEE BOM	
FINISH:		-	
DRAWN BY:	XIN Z.	PART NO:	99-16437
APPROVED BY:		DRAWING NO:	99-16437
		REV:	03
SCALE: 21:64		PAPER SIZE: B	 HARDT Responsive, Reliable Solutions
SHEET: 1 OF 1			

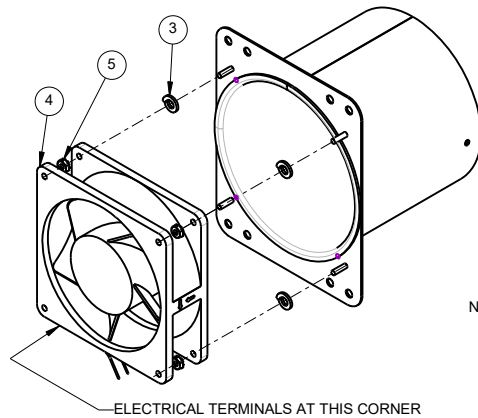
REV	DESCRIPTION	ECO	BY	DATE
00	ORIGINAL RELEASE	-	RD	2016-01-05
01	REMOVED PART #7411, #11418 AND TAPPING OPERATION, REVISED 99-14446	2606	ZL	2017-01-03
02	ADDED P/N 7598, P/N 8124 AND P/N 8327	2638	CM	2018-03-28
03	ADDED ASSEMBLY OF PLATE AND TUBE		XZ	2019-05-09
04	REMOVED FAN GUARD P/N 7598 AND SCREWS P/N 8124	3020	ZL	2021-05-07

STEP 1

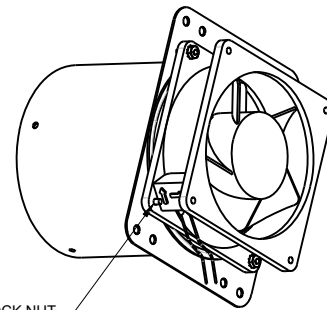


ASSEMBLED VIEW

STEP 2



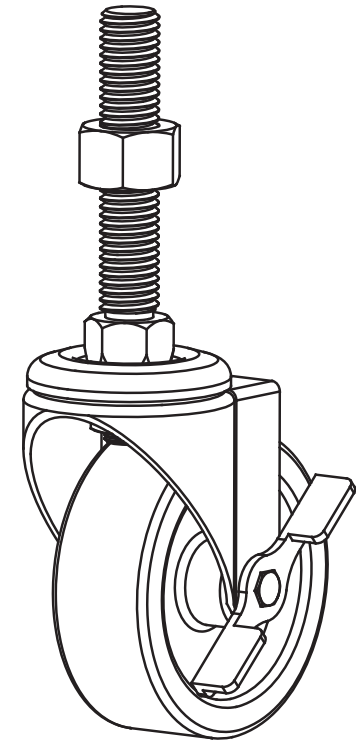
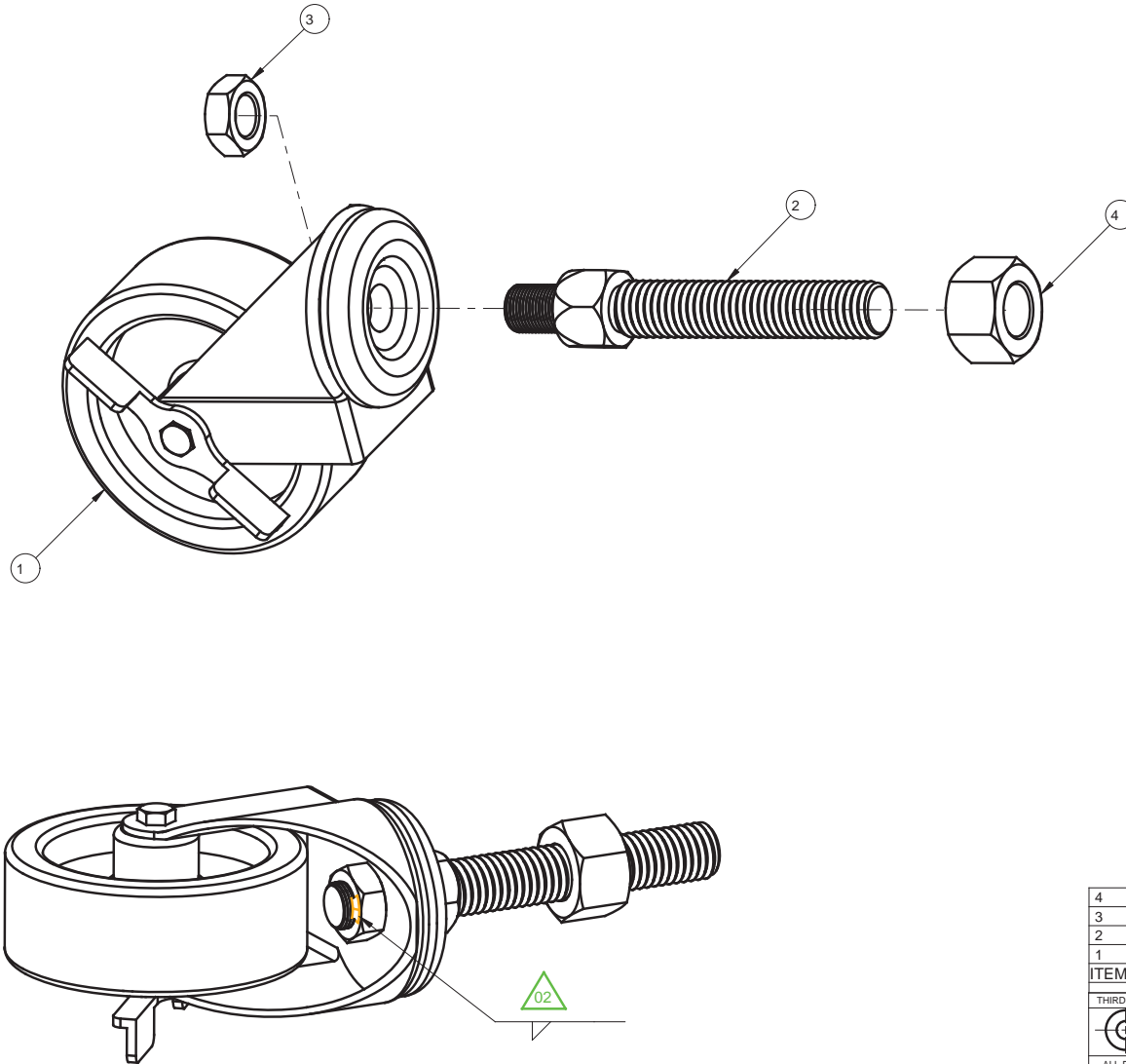
LOCK WASHER AND K-LOCK NUT ARE NOT REQUIRED ON THE STUD NEXT TO THE ELECTRICAL TERMINAL



5	3	11125	-	REV -	K-LOCKNUT S/S 6-32
4	1	7419	-	REV	FAN TUBE AXIAL, 18W, 230V
3	3	8327	-	REV -	LOCK WASHER S/S SPLIT FOR BOLT 1/4 S/S
2	1	99-8874	99-8874	REV 12	TUBE, CHIMNEY
1	1	99-14445	99-14445	REV 02	PLATE, SUPPORT FAN & CHIMNEY, BACK
ITEM	QTY	PART	DRAWING	DESCRIPTION	

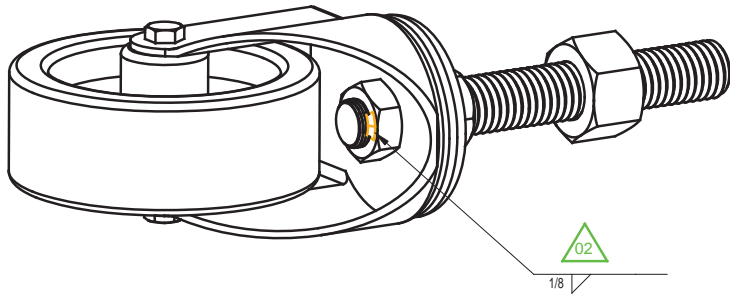
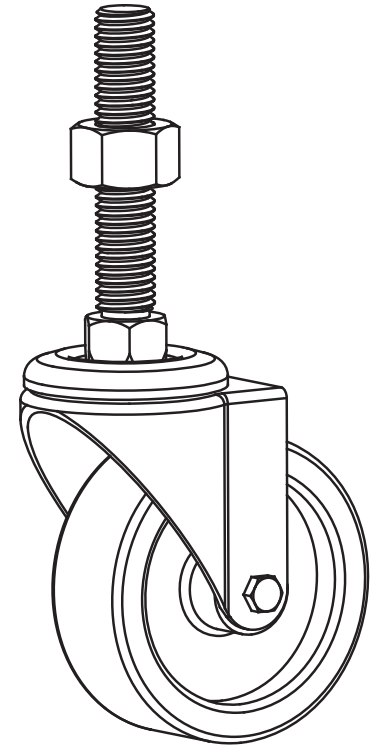
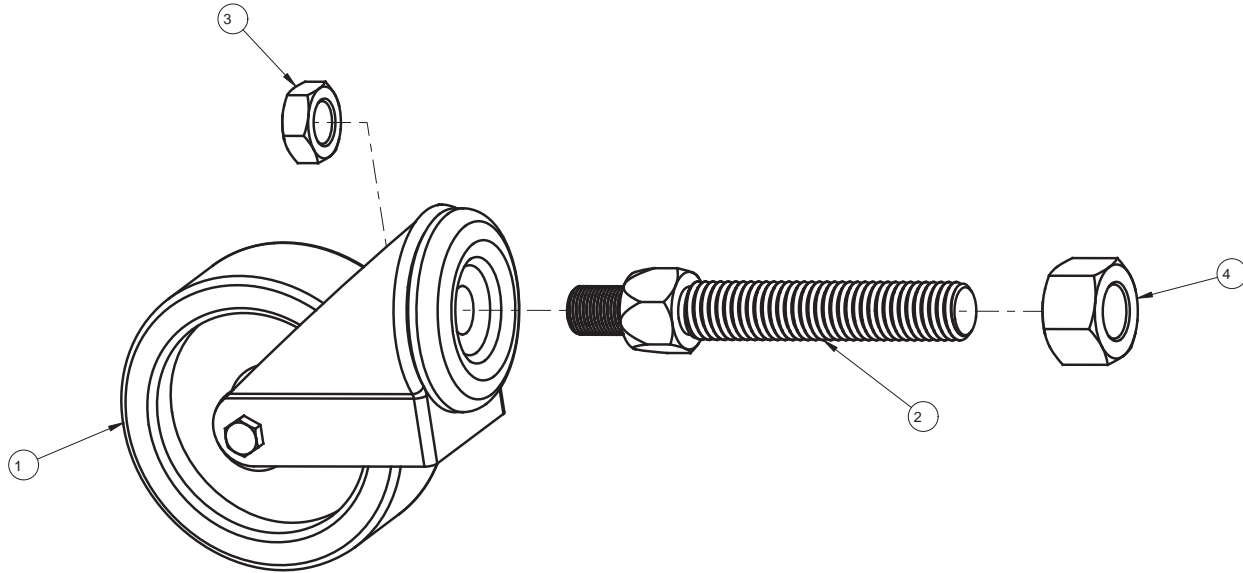
ALL DIMENSIONS ARE IN INCHES		PART NAME: FAN ASSEMBLY 200-240V MACHINE ROOM	
WHERE USED:		INF GC	
MATERIAL:		SEE BOM	
FINISH:		-	
DRAWN BY: ZHANBO LI	PART NO: 99-16438	DRAWING NO: 99-16438	REV 04
APPROVED BY:	SCALE: 21:64	PAPER SIZE: B	 Responsive, Reliable Solutions
	SHEET: 1 OF 1		

REV	DESCRIPTION	CCR	BY	DATE
0	ORIGINAL RELEASE	-	MN	04-JAN-12
01	ITEM 99-14788 IS REVISED	#1879	MN	24-JAN-14
02	CHANGE 2 WELDS TO 1	#2258	MN	2015-05-07



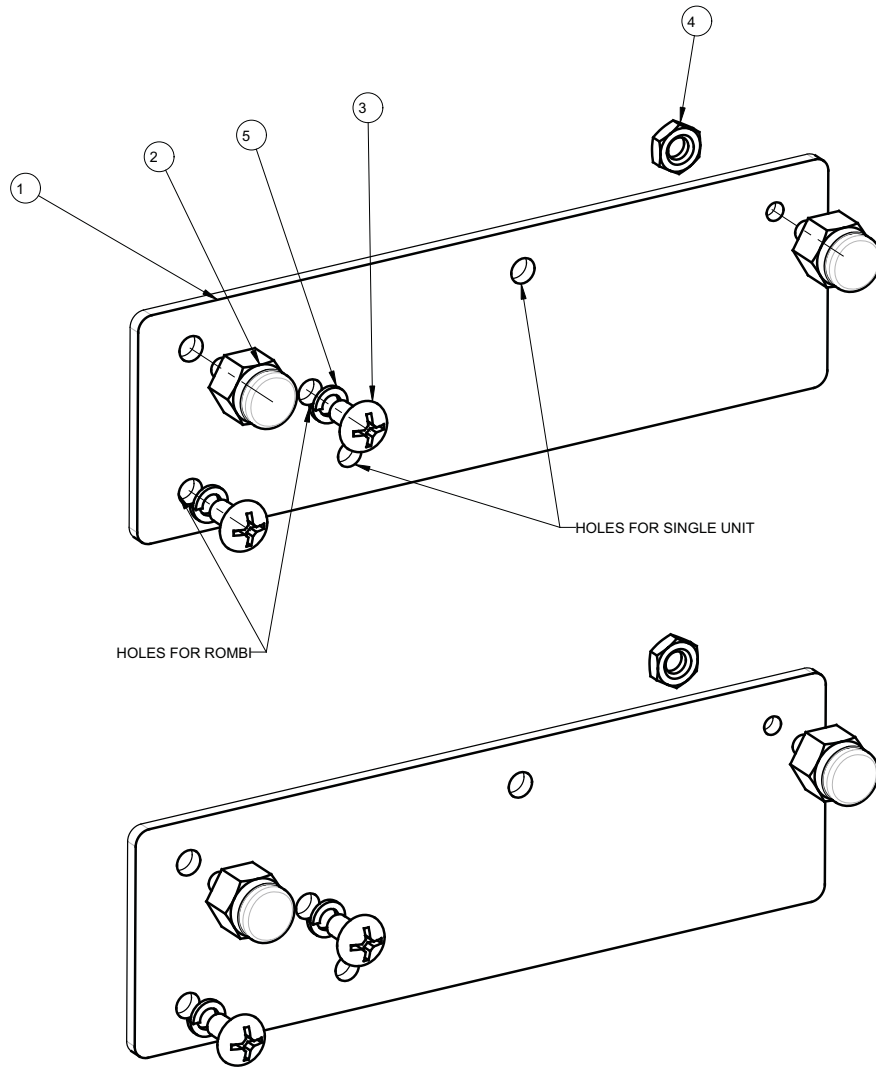
4	1	8551	REV	HEX NUT 3/4-10, SS
3	1	8396	REV	HEX NUT 5/8-18, PLTD
2	1	-	99-14788 REV 01	STUD, "ADJUSTABLE" STYLE CASTER LENGTH 5"-5/8
1	1	2952	- REV	CASTER, SWIVEL W/BRAKE, 4"
ITEM QTY	PART	DRAWING	DESCRIPTION	
THIRD ANGLE PROJECTION				
		CATEGORY: BLAZE/3500/GC	WEIGHT (LB): 4.04	PARENT ASSY: -
		MATERIAL: SEE BOM		
		PART NAME: CASTER SWIVEL 4 IN. ADJ. ASS'Y W/BRAKE, EXTENDED, DD		
		DRAWN BY: MEISSA N.	PART NO: 99-14680	DRAWING NO: 99-14680
		APPROVED BY:	DATE: 04-JAN-13	SCALE: 5:8 PAPER SIZE: B SHEET: 1 OF 1
		HARDT Responsive, Reliable Solutions HARDT EQUIPMENT MANUFACTURING INC TEL: (514) 631-7271 FAX: (514) 631-7172		

REV	DESCRIPTION	CCR	BY	DATE
0	ORIGINAL RELEASE	-	MN	04-JAN-13
01	ITEM 99-14788 IS REVISED	#1879	MN	24-JAN-14
02	CHANGE 2 WELDS TO 1	#2258	MN	2015-05-07



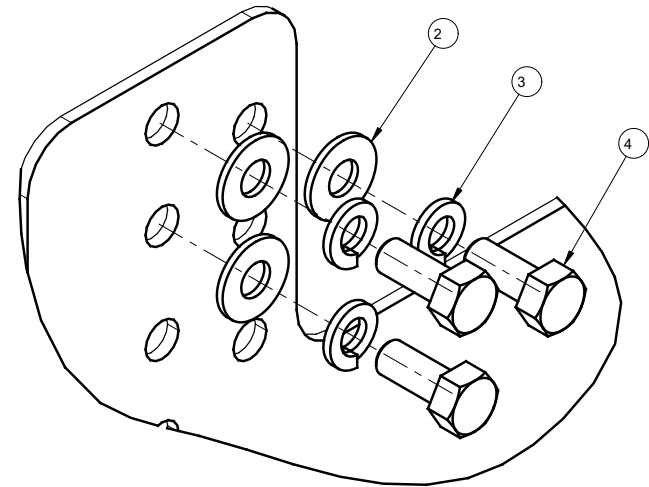
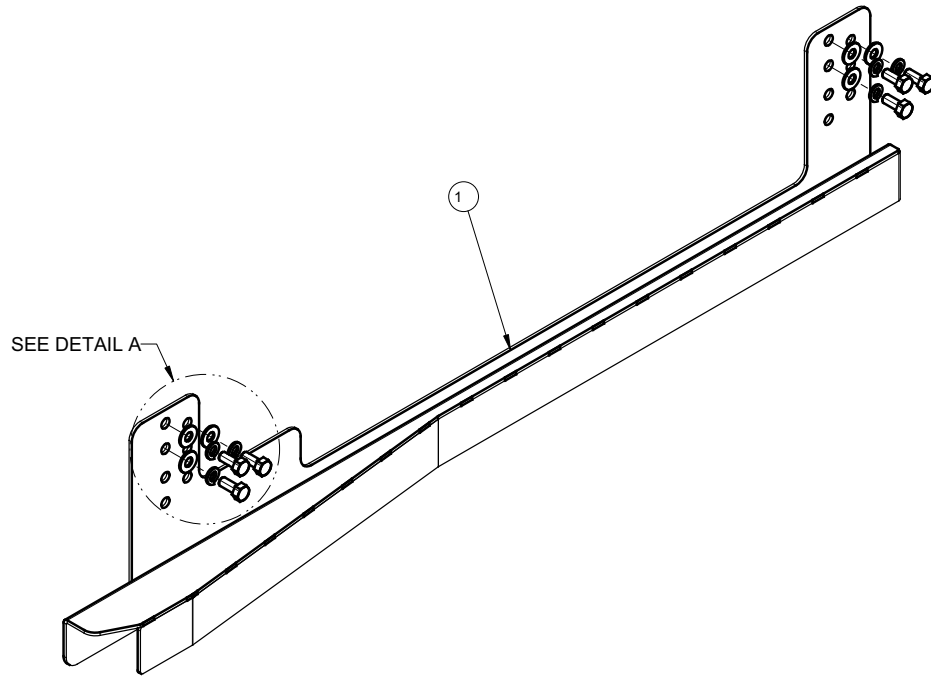
4	1	8551	REV	HEX NUT 3/4-10, SS
3	1	8396	REV	HEX NUT 5/8-18, PLTD
2	1	-	99-14788 REV 01	STUD, "ADJUSTABLE" STYLE CASTER LENGHT 5"-5/8
1	1	2953	- REV	CASTER, SWIVEL W/O BRAKE, 4"
ITEM QTY	PART	DRAWING	DESCRIPTION	
THIRD ANGLE PROJECTION				
CATEGORY: BLAZE/3500/GC		WEIGHT (LB): 3.98	PARENT ASSY: -	
MATERIAL: SEE BOM		FINISH: -		
PART NAME: CASTER SWIVEL 4 IN. ADJ. ASS'Y W/O BRAKE EXTENDED, DD				
DRAWN BY: MEISSA N.		PART NO: 99-14681	DRAWING NO: 99-14681	
APPROVED BY:		DATE: 04-JAN-13	SCALE: 5:8	PAPER SIZE: B SHEET: 1 OF 1
HARDT Responsive, Reliable Solutions		HARDT EQUIPMENT MANUFACTURING INC TEL: (514) 631-7271 FAX: (514) 631-7172		

REV	DESCRIPTION	CCR	BY	DATE
00	ORIGINAL RELEASE	-	RD	30-SEP-14
01	REPLACE ITEM #11128 WITH #8445, ADD 2 ITEMS #8289		RD	2017-05-02



5	4	8289	-	REV -	LOCK WASHER S/S REGULAR FOR BOLT #10 S/S	
4	2	8445	-	REV -	HEX NUT 10-32, SS	
3	4	8124	-	REV -	MACH. SCREW 10-32X.375 SST PHILLIPS TRUSS HEAD	
2	4	6664	99-11415	REV 1	MOUNTING PIN, HEAT SHEILD, 10-32	
1	2	99-14493	99-14493	REV 01	PLATE, MONTING POWER ADAPTER PA1/PA3	
ITEM	QTY	PART	DRAWING	DESCRIPTION		
THIRD ANGLE PROJECTION						
		CATEGORY:	ROMBI	WEIGHT (LB):	0.54	
		MATERIAL:	SEE BOM		PARENT ASSY:	-
		PART NAME:	PA, MOUNTING SET W/ HARDWARE, ROMBI			
		DRAWN BY:	R.DIMITROV	PART NO:	-	
		APPROVED BY:			DRAWING NO:	99-15710
		DATE:	30-SEP-14	SCALE:	1:1	
				PAPER SIZE:	B	
				SHEET:	1 OF 1	
		HARDT Responsive, Reliable Solutions		HARDT EQUIPMENT MANUFACTURING INC TEL: (614) 631-7271 FAX: (614) 631-7172		

REV	DESCRIPTION	CCR	BY	DATE
00	ORIGINAL RELEASE	-	RD	30-SEP-14

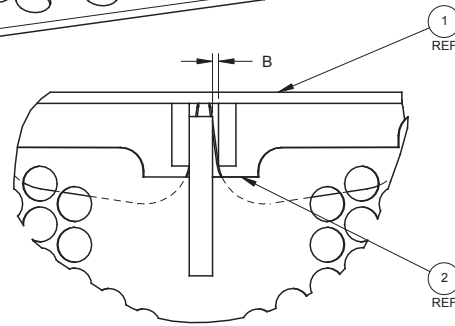
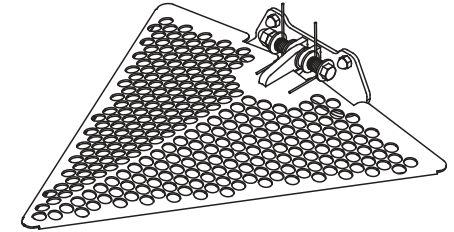
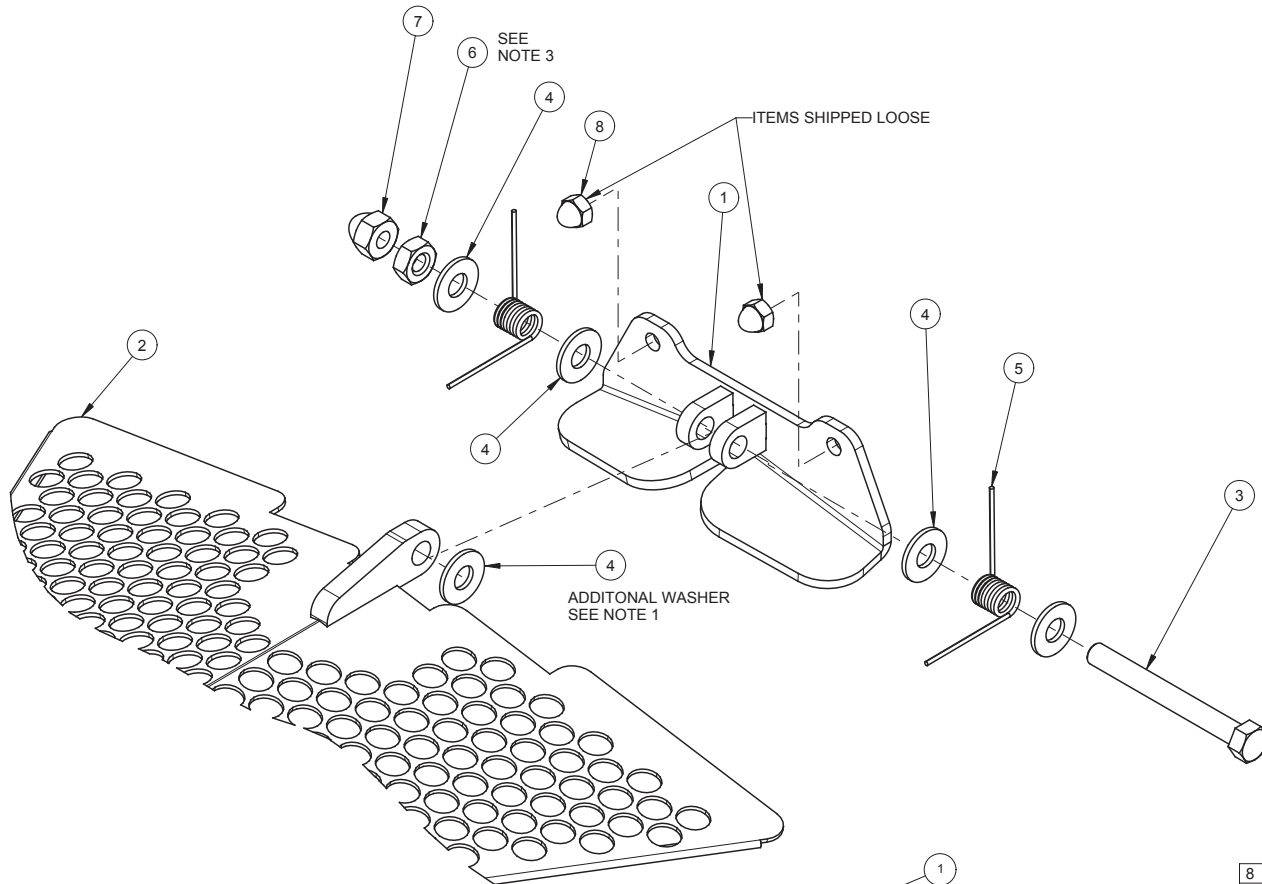


DETAIL A
SCALE 1:1

4	6	8437	REV	BOLT HEX HEAD 5/16-18 x 3/4"LG, S/S
3	6	8280	REV	LOCK WASHER S/S REGULAR FOR BOLT 5/16 S/S
2	6	8282	REV	WASHER, FLAT, S/S, 5/16"
1	1	-	REV 07	99-14233 ASSEMBLY, DOCKING STATION, GC-ROMBI
ITEM	QTY	PART	DRAWING	DESCRIPTION

THIRD ANGLE PROJECTION		CATEGORY:	ROMBI	WEIGHT (LB):	10.74	PARENT ASSY:	-					
		MATERIAL:	SEE BOM		FINISH:			-				
ALL DIMENSIONS ARE IN INCHES UNLESS SPECIFIED OTHERWISE: TOLERANCES ARE: FRACTIONS: ±1/32 ANGLE: ±1° BLANK: .X: ±0.05 .XX: ±0.015 .XXX: ±0.005		PART NAME:	DOCKING STATION SET W/ HARDWARE, ROMBI									
DRAWN BY:		R.DIMITROV	PART NO:		-			DRAWING NO:	99-15708			
APPROVED BY:				DATE:		30-SEP-14	SCALE:	1:4	PAPER SIZE:	B	SHEET:	1 OF 1
		HARDT Responsive, Reliable Solutions					HARDT EQUIPMENT MANUFACTURING INC TEL: (514) 631-7271 FAX: (514) 631-7172					

REV	DESCRIPTION	ECO	BY	DATE
01	#7165		RD	08-JUN-12
02	- ADD ACORN NUT #20512 - ADD NOTE	#2006	MN	13-MAR-14
03	ADDED 1/4 FLAT WASHERS, REVISED 99-14071	#2140	ZL	31-OCT-14
04	ADDED NOTE	#2143	ZL	20-NOV-14
05	REPLACED 99-14076 WITH 99-15789		ZL	2015-09-22
06	REMOVED #8514, REPLACED WITH #14150 ADDED #8378, CHANGED QTY FOR #8290 FROM 3 TO 5	#2827	MMO	2018-09-24



VIEW A
SEE NOTE 1

NOTES:

1. ASSEMBLE PART #99-15789 WITH PART #99-14071 AND CHECK THE GAP B (SEE VIEW A). IF THE GAP IS BIG ENOUGH, USE THE ADDITIONAL WASHER #8290
2. CHECK THE OPERATION OF THE MECHANISM. THE MECHANISM SHOULD OPERATE FREELY. SPRINGS SHOULD NOT BE RESTRAINED.
3. WHEN THE OPERATION OF THE MECHANISM IS ADJUSTED USE HEX NUT #8378 TO LOCK ACORN NUT #8609

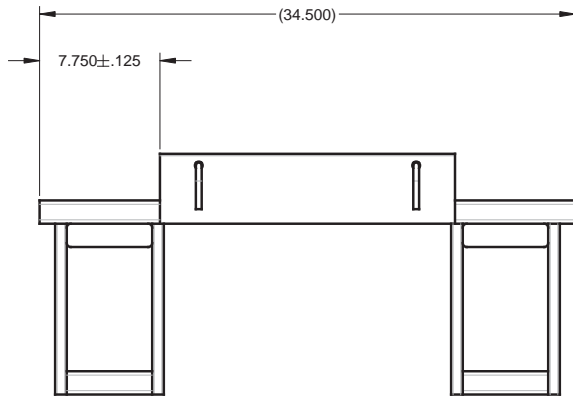
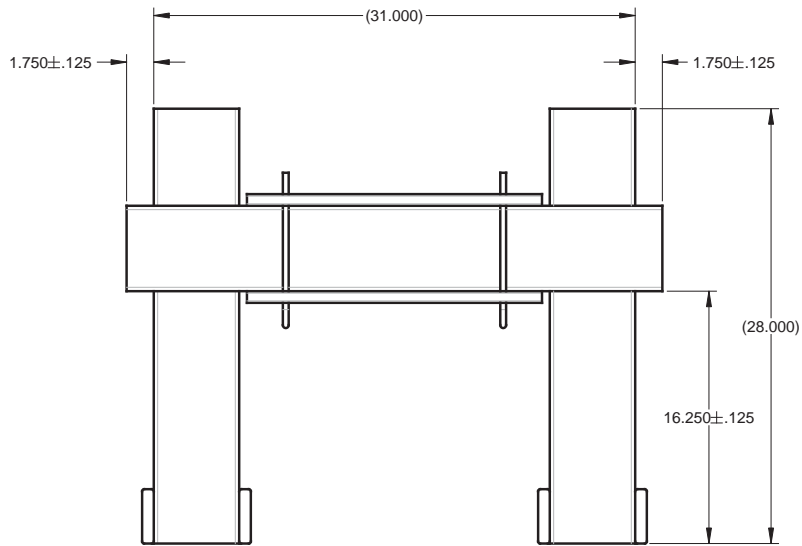
8	2	20512	-	REV -	ACORN NUT 8-32, S/S
7	1	8609	-	REV -	ACORN NUT 1/4-20, S/S
6	1	8378	-	REV -	HEX NUT 1/4-20, S/S
5	2	8605	-	REV -	TORSION SPRING, S/S
4	5	8290	-	REV -	WASHER, FLAT, S/S, 1/4"
3	1	14150	-	REV -	BOLT HEX HEAD 1/4-20 x 2 1/4" LG, S/S
2	1	99-14071	99-14071	REV 07	COARSE FILTER S/ ASSY
1	1	99-15789	99-15789	REV 00	HOLDER ASSEMBLY, COARSE FILTER
ITEM	QTY	PART	DRAWING		DESCRIPTION



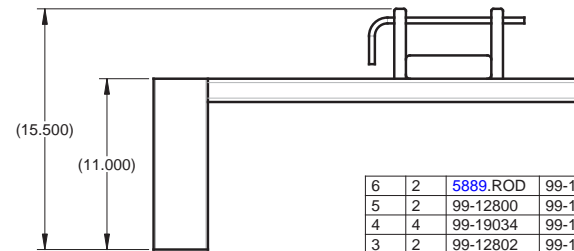
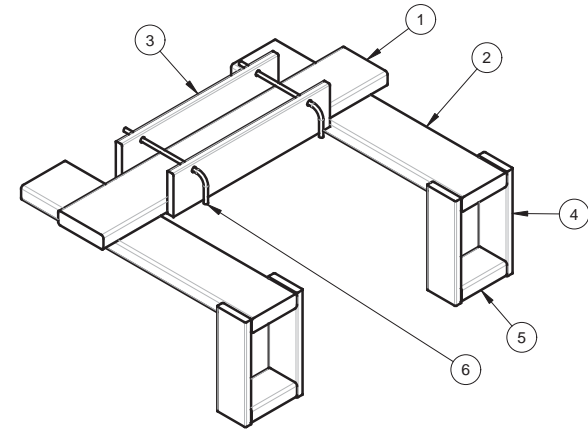
ALL DIMENSIONS ARE IN INCHES

PART NAME:		COARSE STRAINER SUB/ASSY	
WHERE USED:		INF GC / ING-4500	
MATERIAL:		SEE BOM	
FINISH:		N/A	
DRAWN BY:	MIKHAIL O.	PART NO:	99-14078
APPROVED BY:		DRAWING NO:	99-14078
		REV	06
SCALE: 3:4		PAPER SIZE: B	
SHEET: 1 OF 1		HARDT Responsive, Reliable Solutions	

CLASS: N/A GROUP: N/A



REV	DESCRIPTION	ECO	BY	DATE
00	ORIGINAL RELEASE	-	PGS	07-MAR-13
01	DRAWING FORMAT REVISED MULTIPLE CHANGES ASSEMBLY RENAMED (WAS PACKING, GC, LIFTING RIG)	2557	CM	2016-11-11
02	IMPROVED WOOD GRADE ASSEMBLY RENAMED (WAS LIFTING RIG, 3500/GC)	N/A	CM	2017-09-08



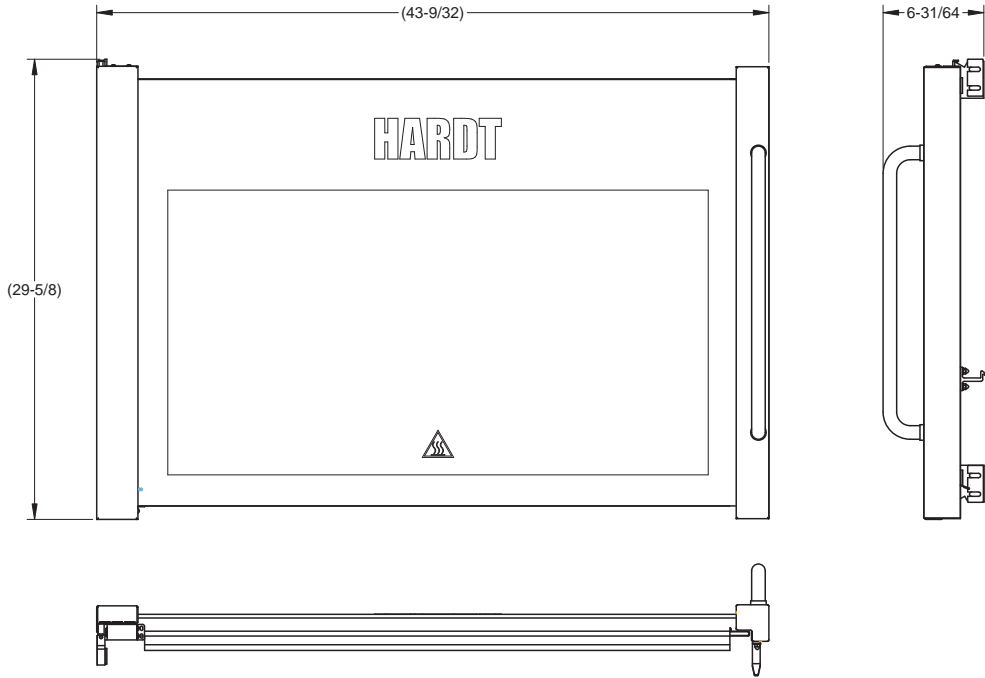
ITEM	QTY	PART	DRAWING	DESCRIPTION
6	2	5889.ROD	99-12458 REV 02	ROD, LIFTING RIG
5	2	99-12800	99-12800 REV 02	GUIDE, HORIZONTAL, FORK LIFT BLADE
4	4	99-19034	99-19034 REV 00	GUIDE, VERTICAL, FORK LIFT BLADE
3	2	99-12802	99-12802 REV 02	STOPPPER, SHAFT, LIFTING RIG
2	2	99-19033	99-19033 REV 01	SUPPPER, FORK LIFT BLADE
1	1	99-12801	99-12801 REV 03	CROSSMEMBER, LIFTING RIG



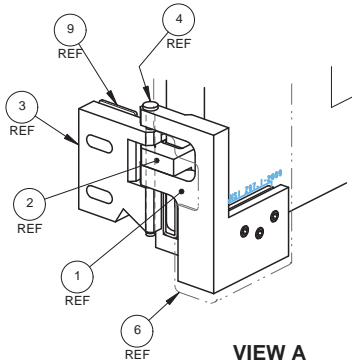
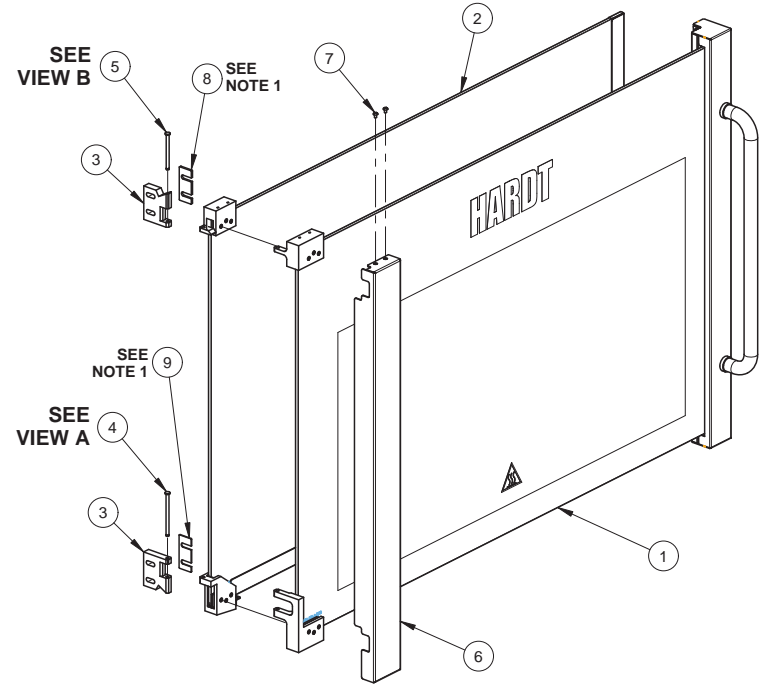
- NOTES:**
- 1) FIRMLY SECURE WOOD TOGETHER AS SHOWN WITH NAILS (P/N 10422) QTY AS REQUIRED
 - 2) FOLD OVER NAILS THAT PROTUDE ON BACK-SDE, TO AVOID INJURY AND/OR DAMAGE TO THE OVEN

ALL DIMENSIONS ARE IN INCHES

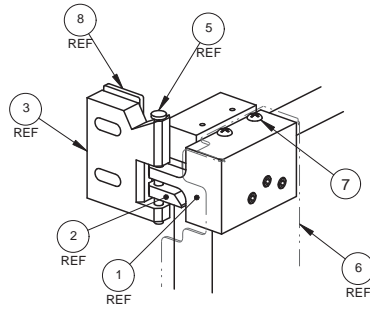
PART NAME:		LIFTING RIG	
WHERE USED:		BLAZE/ INF3500/ INFGC/ INF4500	
MATERIAL:		SEE BOM	
FINISH:		-	
DRAWN BY: CARLOS M.	PART NO: 99-14924	DRAWING NO: 99-14924	REV: 02
APPROVED BY:		SCALE: 1:8	PAPER SIZE: B
		SHEET: 1 OF 1	 HARDT Responsive, Reliable Solutions



REV	DESCRIPTION	ECO	BY	DATE
14	ITEM #99-13213 IS REVISED	#2660	ZL	2017-06-19
15	ITEM #99-13211 IS REVISED	#2677	MN	2017-08-09
16	ITEM #7367 IS REVISED	#2695	MN	2017-09-11
17	ITEM #7352 AND PART NAME IS REVISED	#2705	JM	2017-11-20
18	ITEM #7367 REVISED	#2704	CM	2017-11-23
19	ITEM #7352 REVISED	#2865	JX	2019-06-14



VIEW A
SCALE 3:8
LOWER HINGE ASSEMBLED



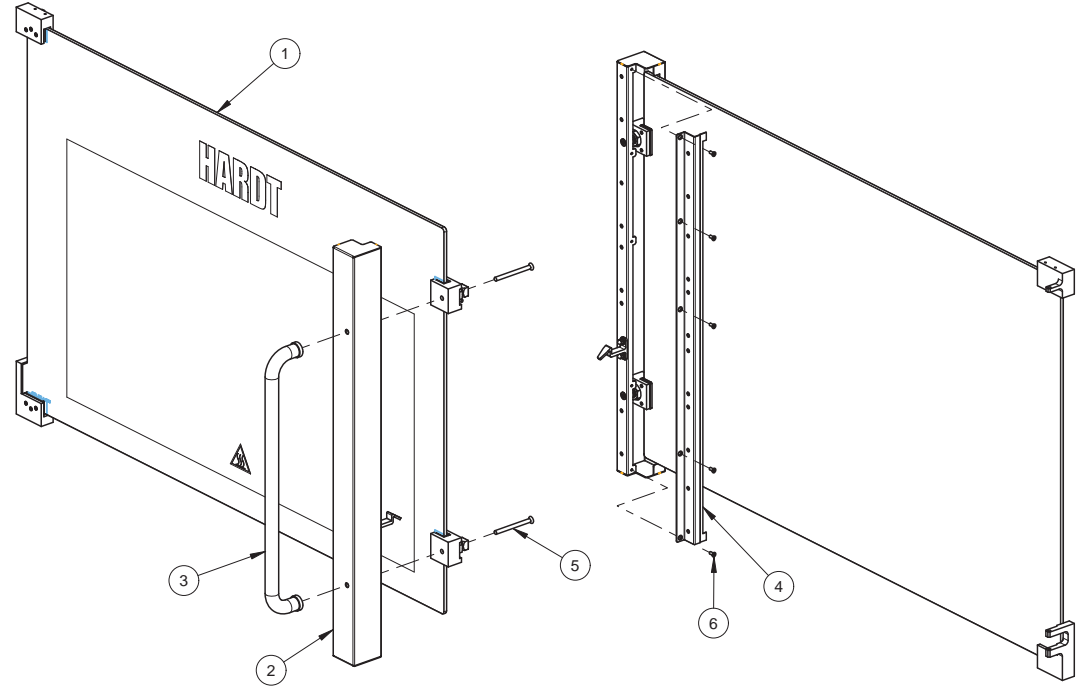
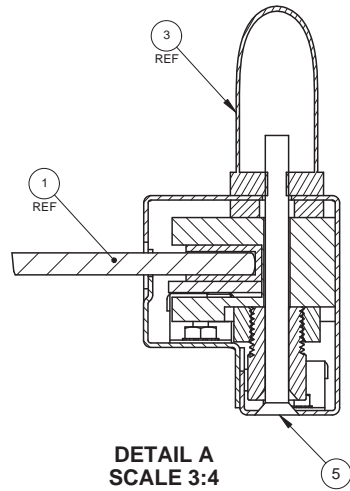
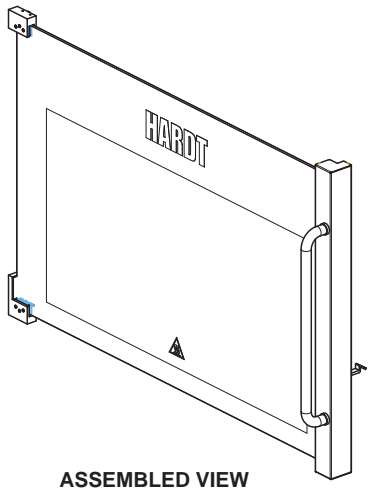

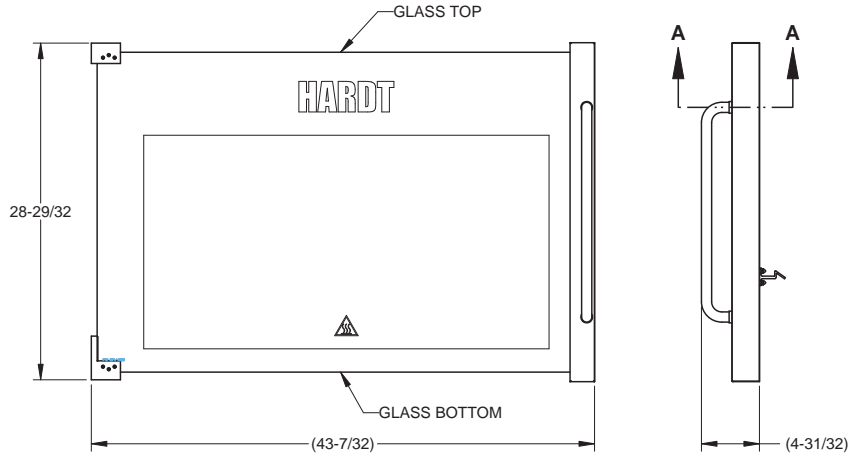
VIEW B
SCALE 3:8
UPPER HINGE ASSEMBLED

- NOTE:**
- ITEMS 8 AND 9 ARE TO BE USED ONLY IF REQUIRED FOR ALIGNMENT PURPOSES
 - INCLUDE SERVICE BULLETIN SVC-016-0025-04

ITEM	QTY	PART	DRAWING	DESCRIPTION	SERVICE NO
9	1	6774	99-9994 REV 03	SHIM .063 THK, DOOR HINGE	6774
8	1	5967	99-9993 REV 03	SHIM .125 THK, DOOR HINGE	5967
7	2	8533	- REV -	MACH. SCREW 6-32 x .250 SS PHILLIPS TRUSS HEAD	8533
6	1	99-14738	99-14738 REV 02	CLADDING, OUTER GLASS	99-14738
5	1	5972	- REV -	CLEVIS PIN S/S 3/16 x 2-1/2	5972
4	1	5970	- REV -	CLEVIS PIN S/S 3/16 x3"	5970
3	2	6016	99-10358 REV 12	HINGE, CHASSIS	6016
2	1	7367	99-13216 REV 09	DOOR, INNER GLASS SUBASSY, SINGLE AXIS	99-16024
1	1	7352	99-13213 REV 13	DOOR INF-GC, OUTER GLASS SUBASSY, SINGLE AXIS	99-16023



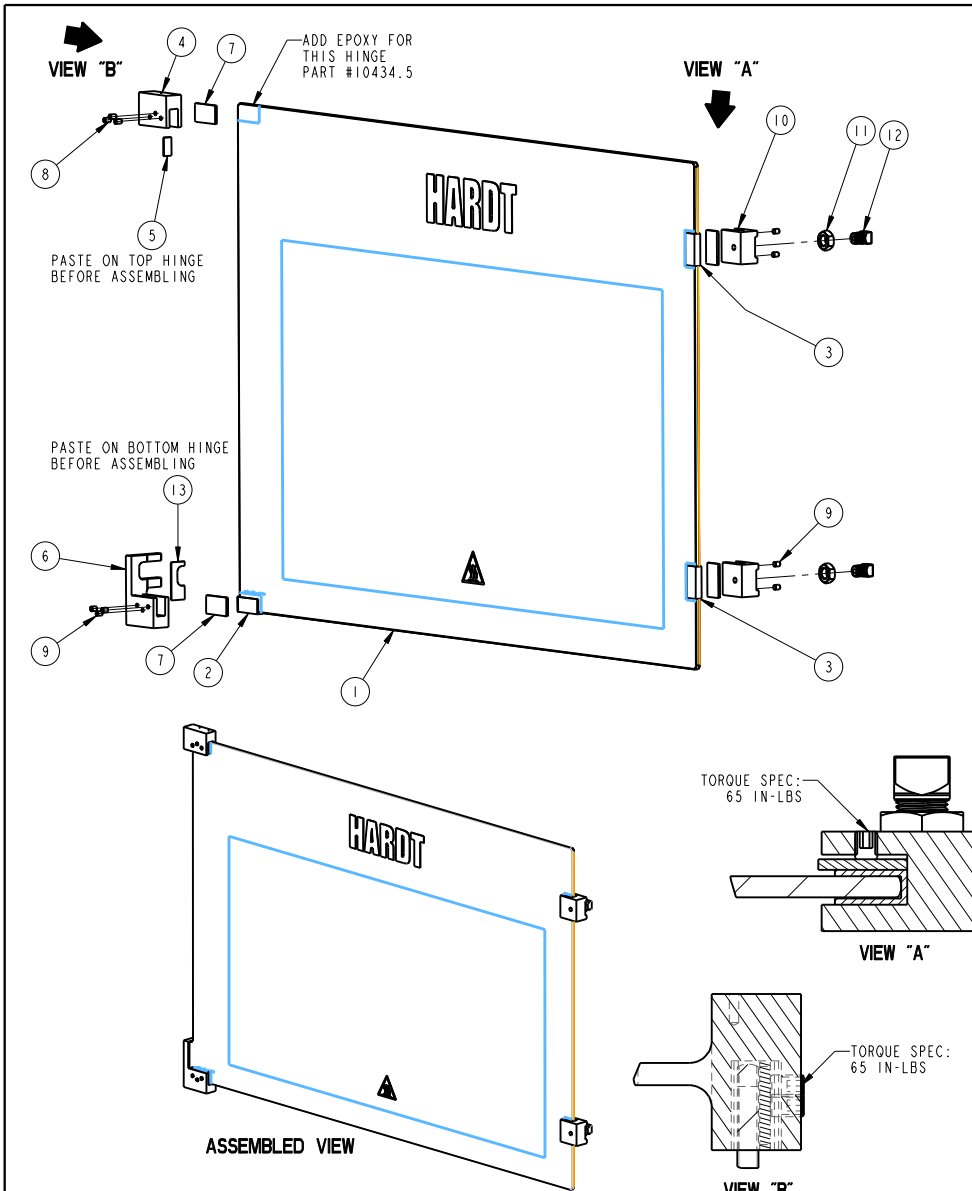
ALL DIMENSIONS ARE IN INCHES		PART NAME: DOOR, INF-GC, COMPLETE ASSEMBLY	
UNLESS SPECIFIED OTHERWISE TOLERANCES ARE:		WHERE USED: INF-GC	
AUTOMATED PROCESSES		MATERIAL: SEE BOM	
FEATURE PROFILE DIMENSIONS (UNDER 6 INCHES)	±0.005	FINISH: -	
FEATURE PROFILE DIMENSIONS (OVER 6 INCHES)	±0.010	DRAWN BY: JIA HUI XU PART NO: 7351	
FEATURE POSITIONING (DISTANCE BETWEEN FEATURES)	±0.010	DRAWING NO: 99-13219	
FEATURE POSITIONING (DISTANCE FROM MATERIAL EDGE)	±0.010	REV: 19	
FEATURE POSITIONING (DISTANCE FROM BEND)	±0.025	APPROVED BY:	
FLANGE LENGTH (DISTANCE FROM BEND TO MATERIAL EDGE)	±0.015	SCALE: 1:8 PAPER SIZE: B	
FLANGE LENGTH (DISTANCE BETWEEN TWO BENDS)	±0.030	SHEET: 1 OF 1	
MANUAL PROCESSES		HARDT	
WELDED FEATURE POSITIONING	±0.030	Responsive, Reliable Solutions	



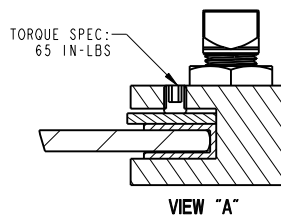
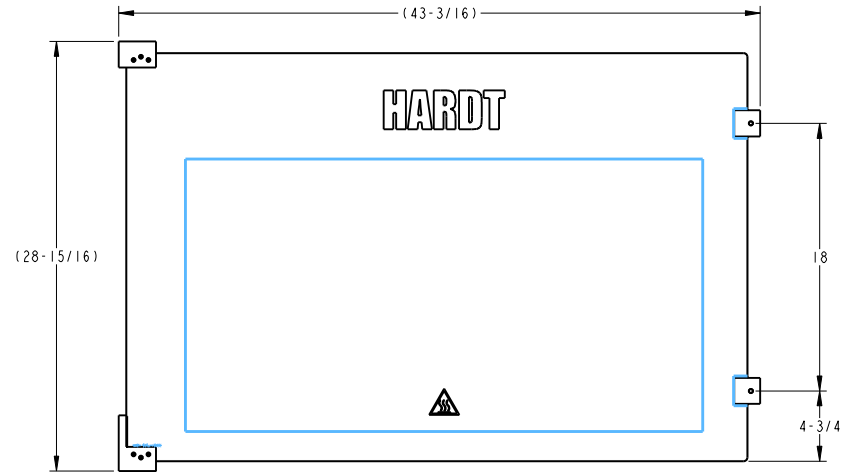
REV	DESCRIPTION	ECO	BY	DATE
07	ITEM 99-13211 REVISED	#2610	CM	2016-12-12
08	ITEM 99-14274 REVISED	#2624	ZL	2017-02-01
09	ITEM #99-14274 IS REVISED	#2647	MN	2017-04-25
10	REVISED 99-14274 AND 99-13212	#2660	ZL	2017-06-19
11	ITEM #99-13211 IS REVISED	#2677	MN	2017-08-09
12	REVISED ITEM 99-14274	2705	JM	2017-11-20
13	ITEM 99-14274 REVISED	2865	JX	2019-06-14

ITEM	QTY	PART	DRAWING	DESCRIPTION	SERVICE NO
6	5	11342	-	REV - SCREW PHILLIPS FLAT S/S U/CUT #8-32 x 3/8" LONG	11342
5	2	8590	-	REV - SCREW PHILLIPS C/S S/S 1/4-20 x 3" LONG	8590
4	1	99-13212	99-13212	REV 03 ASSEMBLY, INNER SIDE CLADDING - WITH MAGNET	99-13212
3	1	6009	-	REV - HANDLE S/S 7/8 x18"	6009
2	1	99-14274	99-14274	REV 14 CLADDING, HANDLE, OUTER SIDE, W/STRIKER	99-14274
1	1	7354	99-13211	REV 09 DOOR, OUTER GLASS REPLACEMENT, SINGLE AXIS	6965

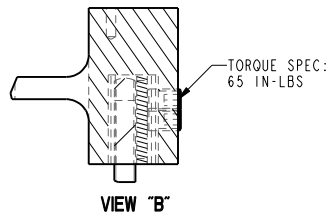
ALL DIMENSIONS ARE IN INCHES		PART NAME: DOOR INF-GC, OUTER GLASS SUBASSY, SINGLE AXIS	
UNLESS SPECIFIED OTHERWISE TOLERANCES ARE:		WHERE USED: INF-GC	
AUTOMATED PROCESSES		MATERIAL: SEE BOM	
FEATURE PROFILE DIMENSIONS (UNDER 6 INCHES)	±0.005	FINISH: -	
FEATURE PROFILE DIMENSIONS (OVER 6 INCHES)	±0.010	DRAWN BY: JIA HUI XU	
FEATURE POSITIONING (DISTANCE BETWEEN FEATURES)	±0.010	PART NO: 7352	
FEATURE POSITIONING (DISTANCE FROM MATERIAL EDGE)	±0.010	DRAWING NO: 99-13213	
FEATURE POSITIONING (DISTANCE FROM BEND)	±0.025	REV: 13	
FLANGE LENGTH (DISTANCE FROM BEND TO MATERIAL EDGE)	±0.015	APPROVED BY:	
FLANGE LENGTH (DISTANCE BETWEEN TWO BENDS)	±0.030	SCALE: 3:32 PAPER SIZE: B	
MANUAL PROCESSES		SHEET: 1 OF 1	
WELDED FEATURE POSITIONING	±0.030	 Responsive, Reliable Solutions	



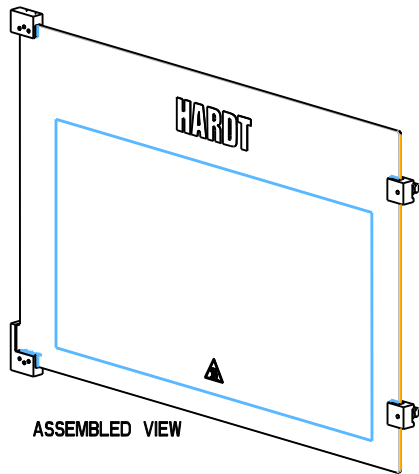
REV	DESCRIPTION	CCR	BY	DATE
06	ITEM 99-13022 REVISED, ADD A NOTE AND VIEW	#2234	RD	2015-04-28
07	ADD NOTE FOR SERVICE BULLETIN SVC-016-0025-01	#2438	MN	2016-02-09
08	REORIENT ITEM 99-12423 TO REFLECT REALITY DIMENSIONS REVISED	#2610	CM	2016-12-12
09	ADD GASKET ON TOP	#2677	MN	2017-08-08



VIEW "A"



VIEW "B"

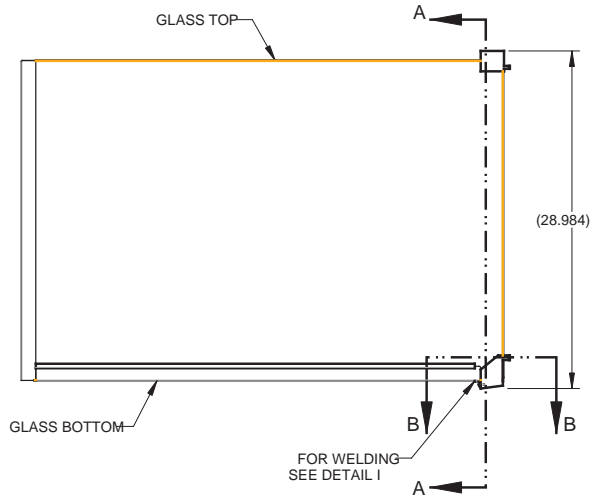


13	1	99-14472	99-14472	REV 02	GASKET	99-14472
12	2	6779	99-12207	REV 03	BUSHING, HANDLE WITH THREAD - SQ. HEAD	6779
11	2	8300	-	REV -	HEX JAM NUT 5/8-18UNF, ZN PL	8300
10	2	6798	99-12423	REV 4	CLAMP, DOOR HANDLE	6798
9	7	8627	8627	REV -	SET SCREW 1/4-20X5/16"	8627
8	3	8563	8563	REV -	SET SCREW 1/4" X 3/8"	8563
7	4	6662	99-10450	REV 05	PLATE, HINGE	6662
6	1	6900	99-13021	REV 6	HINGE, BOTTOM, OUTER	6900
5	1	6724	-	REV -	SILICONE FOAM RUBBER, 1/16" THK x 1/2" WIDE x 38"; 1" LG	6724
4	1	6901	99-13022	REV 08	HINGE, TOP, OUTER	6901
3	2	6659	99-10997	REV 02	GASKET PYRO-TEX 1-3/4" X 1-7/8"	6659
2	1	6940	99-10991	REV 01	GASKET PYRO-TEX, PRE-CUT	6940
1	1	6978	99-12857	REV 03	GLASS, OUTER, HARDT	6978



ITEM	QTY	PART	DRAWING	DESCRIPTION	SERVICE NO
ALL DIMENSIONS ARE IN INCHES					
UNLESS SPECIFIED OTHERWISE TOLERANCES ARE:			PART NAME: DOOR, OUTER GLASS REPLACEMENT, SINGLE AXIS		
AUTOMATED PROCESSES			WHERE USED: INF-GC		
FEATURE PROFILE DIMENSIONS (UNDER 6 INCHES)			MATERIAL: SEE BOM		
FEATURE PROFILE DIMENSIONS (OVER 6 INCHES)			FINISH: -		
FEATURE POSITIONING (DISTANCE BETWEEN FEATURES)			DRAWN BY: MEISSA ND.		
FEATURE POSITIONING (DISTANCE FROM MATERIAL EDGE)			PART NO: 7354		
FEATURE POSITIONING (DISTANCE FROM BEND)			DRAWING NO: 99-13211		
FLANGE LENGTH (DISTANCE FROM BEND TO MATERIAL EDGE)			REV: 09		
FLANGE LENGTH (DISTANCE BETWEEN TWO BENDS)			APPROVED BY: 7354		
MANUAL PROCESSES			SCALE: 5:32		
WELDED FEATURE POSITIONING			PAPER SIZE: B		
			SHEET: 1 OF 1		
			 HARDT Responsive, Reliable Solutions		

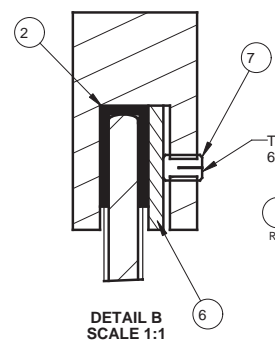
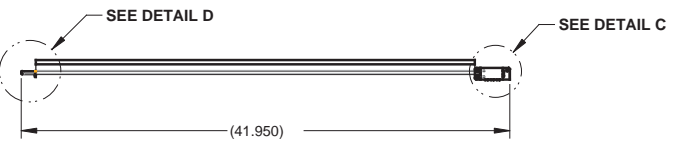
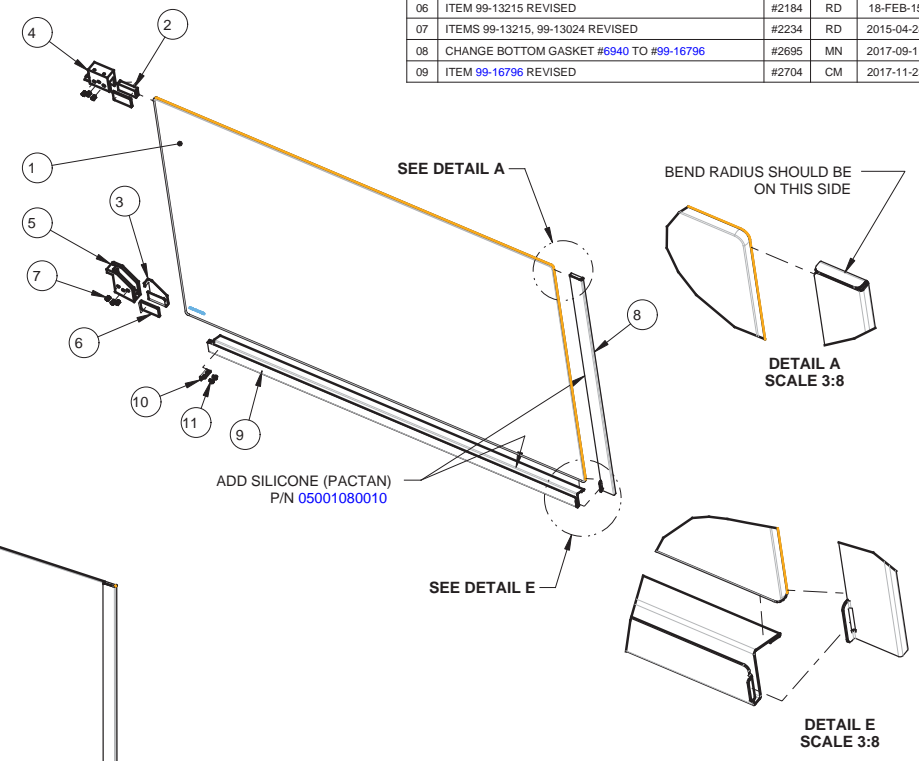
NOTE:
INCLUDE SERVICE BULLETIN SVC-016-0025-01



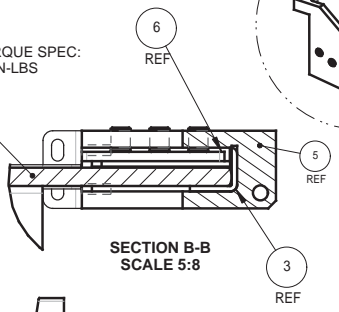
SEE DETAIL B

SECTION A-A

REV	DESCRIPTION	CCR	BY	DATE
06	ITEM 99-13215 REVISED	#2184	RD	18-FEB-15
07	ITEMS 99-13215, 99-13024 REVISED	#2234	RD	2015-04-28
08	CHANGE BOTTOM GASKET #6940 TO #99-16796	#2695	MN	2017-09-11
09	ITEM 99-16796 REVISED	#2704	CM	2017-11-23



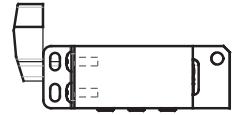
DETAIL B SCALE 1:1



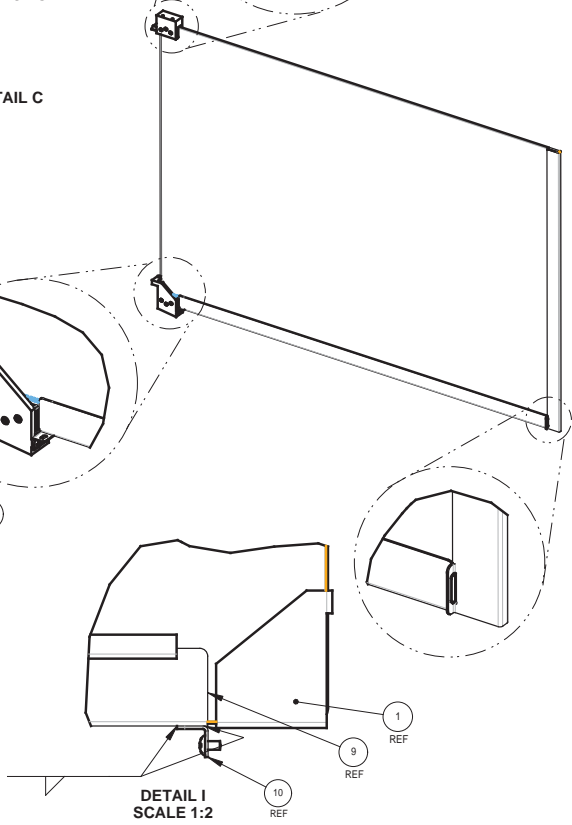
SECTION B-B SCALE 5:8



DETAIL D SCALE 1:2



DETAIL C SCALE 1:2



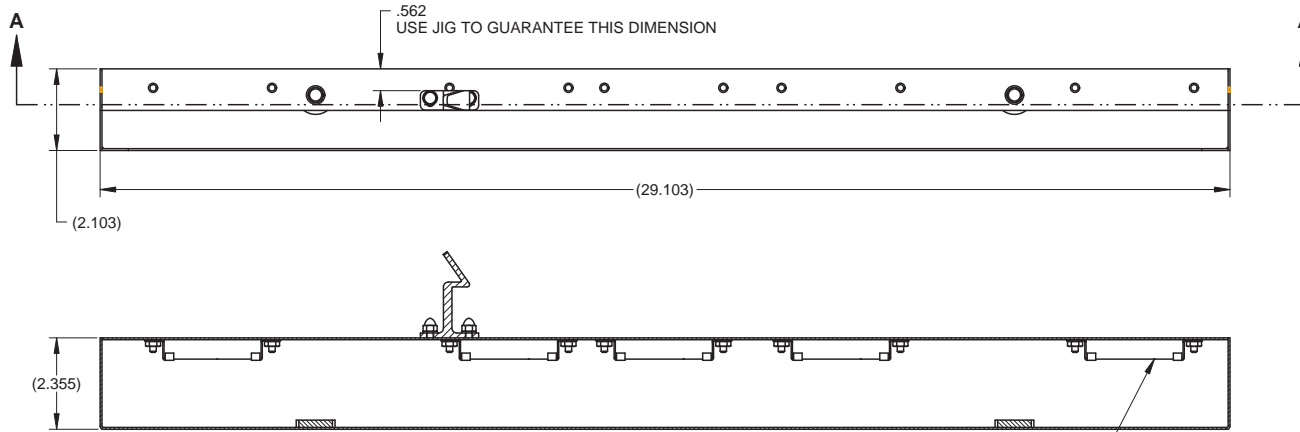

DETAIL I SCALE 1:2

11	2	8533	-	REV -	MACH. SCREW 6-32X.250 SS PHILLIPS TRUSS HEAD
10	1	99-14163	99-14163	REV 03	BRACKET, TRIM
9	1	99-14162	99-14162	REV 4	TRIM, INNER DOOR
8	1	99-13214	99-13214	REV 2	TRIM, MAGNETIC, INNER GLASS
7	6	8627	-	REV -	SET SCREW 1/4-20X5/16"
6	2	6662	99-10450	REV 05	PLATE, HINGE
5	1	7356	99-13215	REV 06	HINGE, BOTTOM, INNER
4	1	6903	99-13024	REV 07	HINGE, TOP, INNER
3	1	99-16796	99-16796	REV 02	GASKET PYRO-TEX BOTTOM HINGE INNER DOOR
2	1	6940	99-10991	REV 01	GASKET PYRO-TEX, PRE-CUT
1	1	7355.TEC	99-13200	REV 02	GLASS, INNER
ITEM	QTY	PART	DRAWING	REV	DESCRIPTION

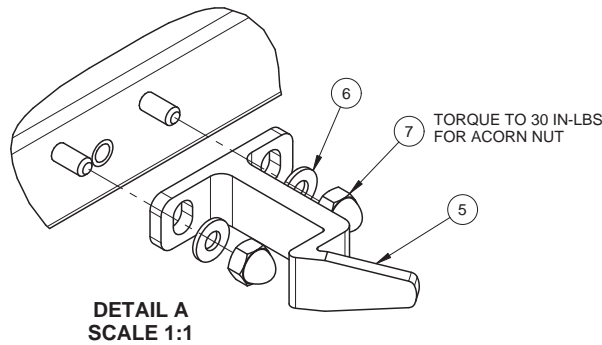
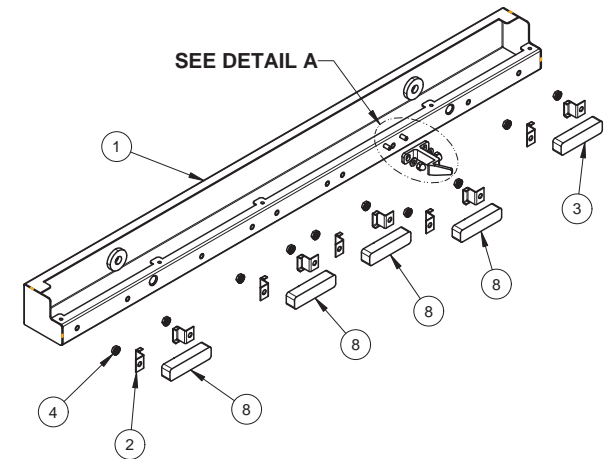


PART NAME: DOOR, INNER GLASS SUBASSY, SINGLE AXIS			
WHERE USED: INF-GC			
MATERIAL: SEE BOM			
FINISH: -			
DRAWN BY: CARLOS M.	PART NO: 7367	DRAWING NO: 99-13216	REV: 09
APPROVED BY:		SCALE: 3:32	PAPER SIZE: B
SHEET: 1 OF 1		HARDT Responsive, Reliable Solutions	

REV	DESCRIPTION	ECO	BY	DATE
07	REVISED 99-16022	#2426	ZL	2016-01-29
08	REPLACED 99-14451 WITH 99-12796, ADDED TORQUE VALUE	#2469	ZL	2016-04-25
09	ADD NOTE 1	#2505	ZL	2016-06-06
10	REVISED TORQUE VALUE, ADDED LOCTITE	#2624	ZL	2017-02-01
11	ITEM #99-14149 IS REVISED	#2647	MN	2017-04-25
12	REMOVED P/N 20601, REPLACED P/N 20512 WITH P/N 14066 REMOVED LOCTITE FOR ACORN NUTS, ADDED DIMENSION .562	#2660	ZL	2017-06-19
13	REMOVED P/N 6861 AND NOTE	#2705	JM	2017-11-20
14	ITEM # 99-16022 REVISED.	#2865	JX	2018-10-03



SECTION A-A
NOTE MAGNET ORIENTATION
(LINE MARK ON TOP IS VISIBLE WHEN ASSEMBLED)
FOR ALL MAGNETS

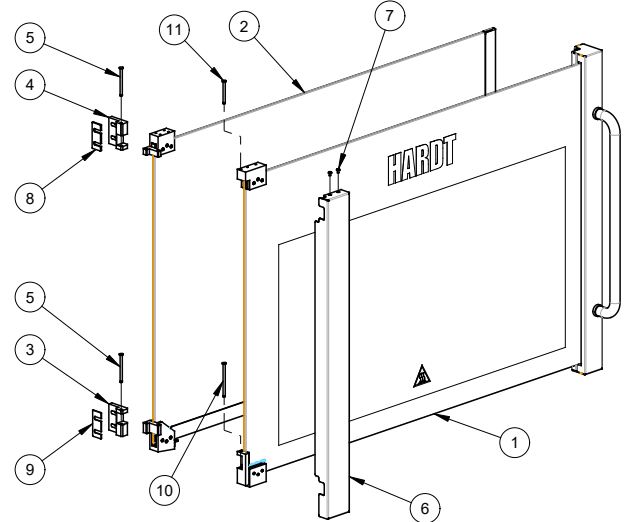
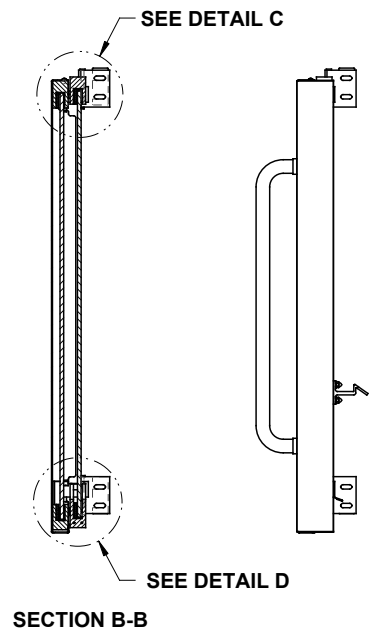
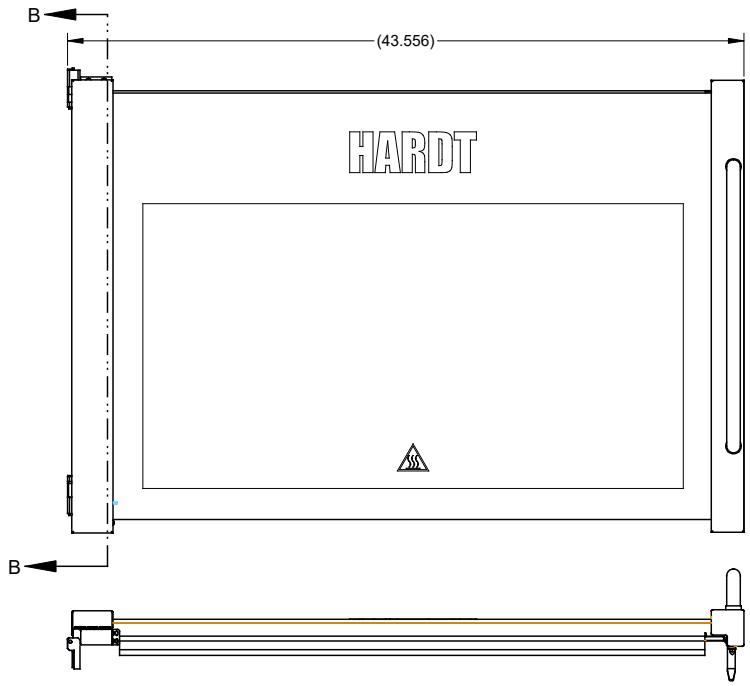


DETAIL A
SCALE 1:1

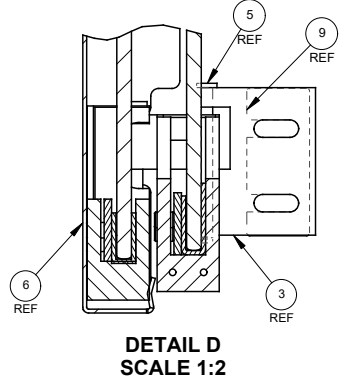
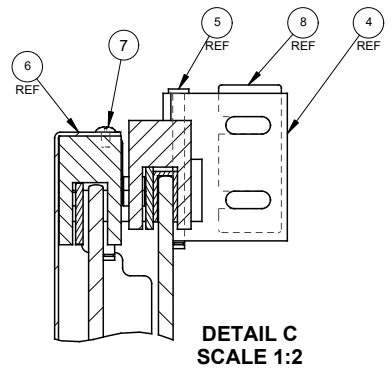
ITEM	QTY	PART	DRAWING	REV	DESCRIPTION	SERVICE NO
8	4	6797	-	REV -	MAGNET CERAMIC BLOCK 2 POLES/2 FACE OUTER DOOR TO SHELL	6797
7	2	14066	-	REV -	LOCKNUT ACORN S/S 8-32 (DISTORTED-THREAD)	14066
6	2	11134	-	REV -	WASHER, FLAT, S/S, #8	11134
5	1	7347	99-14149	REV 04	STRIKER, DOOR LOCK	7347
4	10	11135	-	REV -	NUT, K-LOCK, S/S, #8-32	11135
3	1	5666	-	REV -	MAGNET CERAMIC BLOCK C5	5666
2	10	6685	99-8574	REV 08	BRACKET, MAGNET 1.95	6685
1	1	99-16022	99-16022	REV 03	CLADDING, w/ PEM STUDS	99-16022



ALL DIMENSIONS ARE IN INCHES		PART NAME: CLADDING, HANDLE, OUTER SIDE, W/STRIKER	
UNLESS SPECIFIED OTHERWISE TOLERANCES ARE:		WHERE USED: INF-GC	
AUTOMATED PROCESSES		MATERIAL: SEE BOM	
FEATURE PROFILE DIMENSIONS (UNDER 6 INCHES) ±0.005		FINISH: -	
FEATURE PROFILE DIMENSIONS (OVER 6 INCHES) ±0.010		DRAWN BY: JIA HUI XU	
FEATURE POSITIONING (DISTANCE BETWEEN FEATURES) ±0.010		PART NO: 99-14274	
FEATURE POSITIONING (DISTANCE FROM MATERIAL EDGE) ±0.010		DRAWING NO: 99-14274	
FEATURE POSITIONING (DISTANCE FROM BEND) ±0.025		REV: 14	
FLANGE LENGTH (DISTANCE FROM BEND TO MATERIAL EDGE) ±0.015		APPROVED BY:	
FLANGE LENGTH (DISTANCE BETWEEN TWO BENDS) ±0.030		SCALE: 5:16 PAPER SIZE: B	
MANUAL PROCESSES		SHEET: 1 OF 1	
WELDED FEATURE POSITIONING ±0.030		HARDT Responsive, Reliable Solutions	



REV	DESCRIPTION	CCR	BY	DATE
06	ITEMS #99-14723, #99-14724 REVISED	#2610	CM	2016-12-13
07	ITEM #99-14723 IS REVISED	#2647	MN	2017-04-26
08	ITEM #99-14723 IS REVISED	#2660	ZL	2017-06-19
09	ITEM #99-14724 IS REVISED	#2695	MN	2017-09-11
10	ITEM #99-14723 IS REVISED	#2705	JM	2017-11-20
11	ITEM #99-14724 REVISED	#2704	CM	2017-12-05
12	ITEM #99-14723 REVISED	#2865	JX	2019-06-14
13	ITEM #99-14738 REVISED	#2975	MMO	2019-09-16

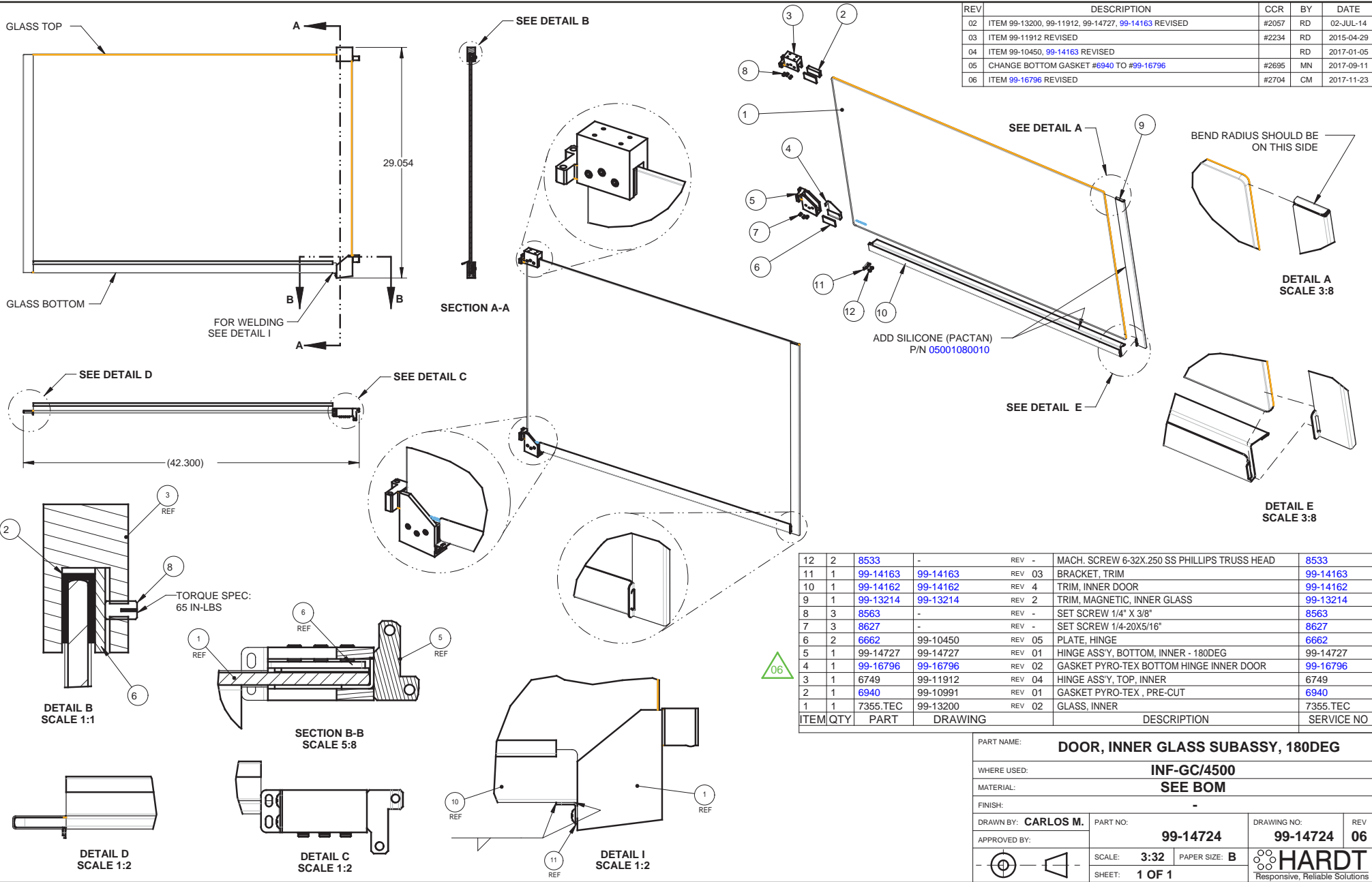


- NOTES:**
- ITEMS #5967 AND #6774 TO BE USED ONLY FOR ALIGNMENT PURPOSES, IF REQUIRED
 - INCLUDE SERVICE BULLETIN SVC-016-0025-04

11	1	5969	-	REV -	CLEVIS PIN S/S 3/16 x2"	5969
10	1	5970	-	REV -	CLEVIS PIN S/S 3/16 x3"	5970
9	1	6774	99-9994	REV 03	SHIM .063 THK, DOOR HINGE	6774
8	1	5967	99-9993	REV 03	SHIM .125 THK, DOOR HINGE	5967
7	2	8533	-	REV -	MACH. SCREW 6-32 x .250 SS PHILLIPS TRUSS HEAD	8533
6	1	99-14738	99-14738	REV 03	CLADDING, OUTER GLASS	99-14738
5	2	5972	-	REV -	CLEVIS PIN S/S 3/16 x 2-1/2	5972
4	1	6746	99-11908	REV 03	HINGE, TOP, CHASSIS	6746
3	1	6748	99-11909	REV 03	HINGE, BOTTOM, CHASSIS	6748
2	1	99-14724	99-14724	REV 06	DOOR, INNER GLASS SUBASSY, 180DEG	99-16054
1	1	99-14723	99-14723	REV 10	DOOR, OUTER GLASS SUBASSY, 180DEG	99-16053
ITEM	QTY	PART	DRAWING		DESCRIPTION	SERVICE NO

ALL DIMENSIONS ARE IN INCHES

PART NAME:		DOOR, COMPLETE ASSEMBLY, 180DEG			
WHERE USED:		INF-GC			
MATERIAL:		SEE BOM			
FINISH:		-			
DRAWN BY: MIKHAIL O.		PART NO: 99-14725		DRAWING NO: 99-14725	
APPROVED BY:				REV 13	
SCALE: 1:8		PAPER SIZE: B		 Responsive, Reliable Solutions	
SHEET: 1 OF 1					

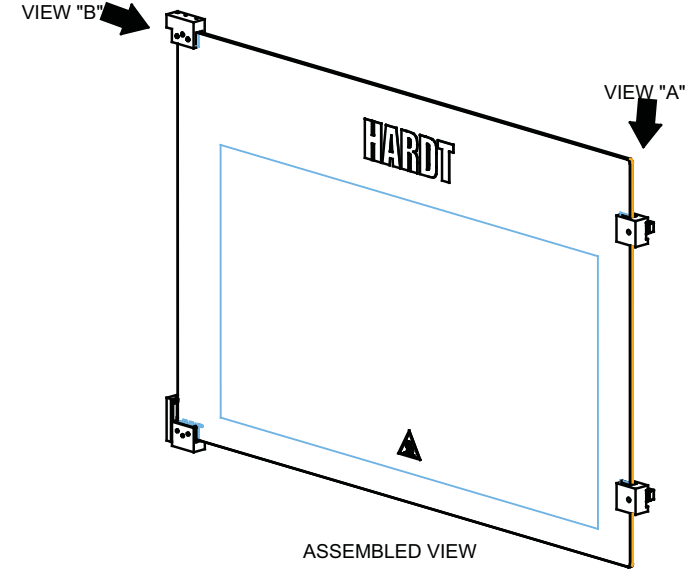
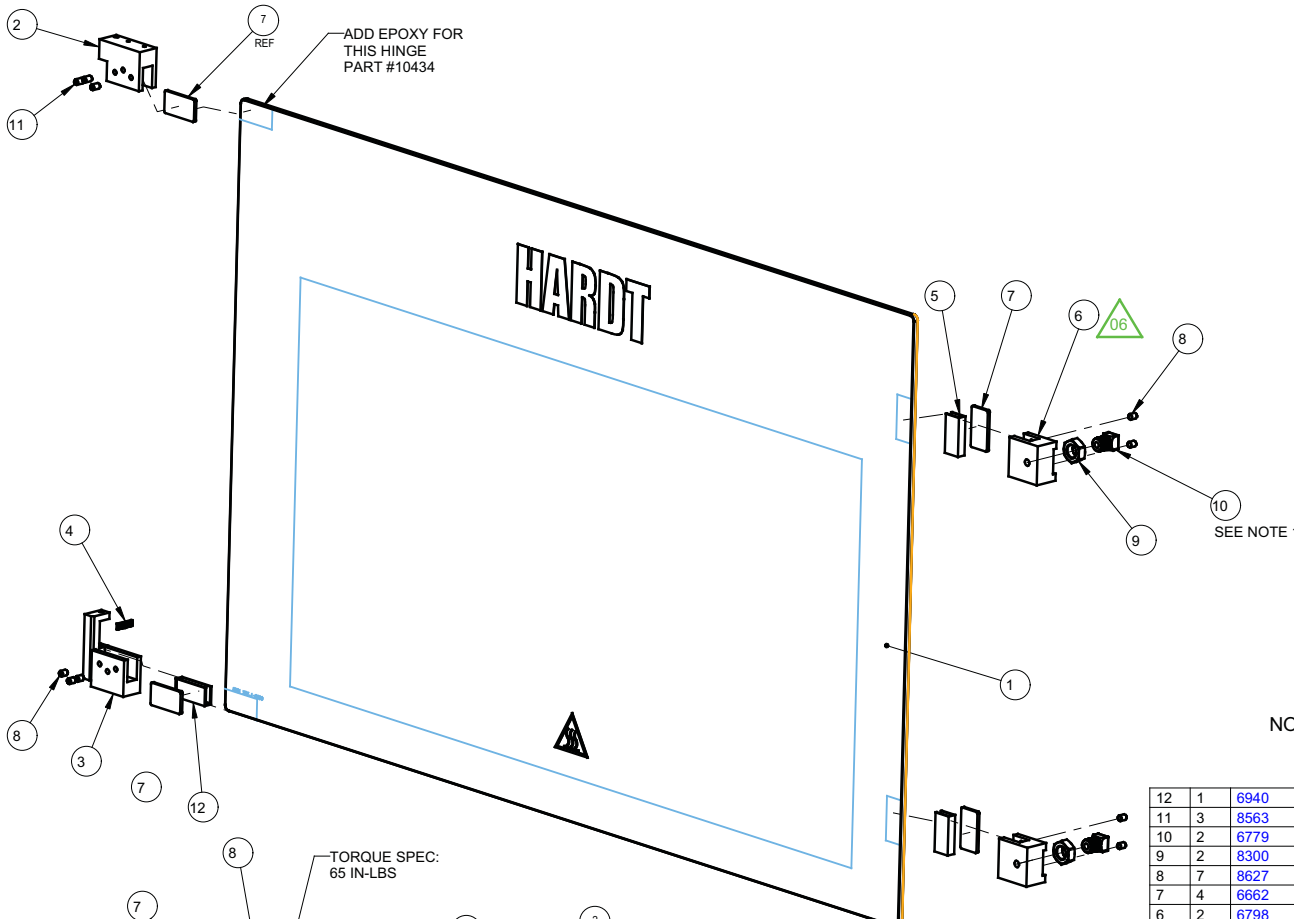


REV	DESCRIPTION	CCR	BY	DATE
02	ITEM 99-13200, 99-11912, 99-14727, 99-14163 REVISED	#2057	RD	02-JUL-14
03	ITEM 99-11912 REVISED	#2234	RD	2015-04-29
04	ITEM 99-10450, 99-14163 REVISED		RD	2017-01-05
05	CHANGE BOTTOM GASKET #6940 TO #99-16796	#2695	MN	2017-09-11
06	ITEM 99-16796 REVISED	#2704	CM	2017-11-23

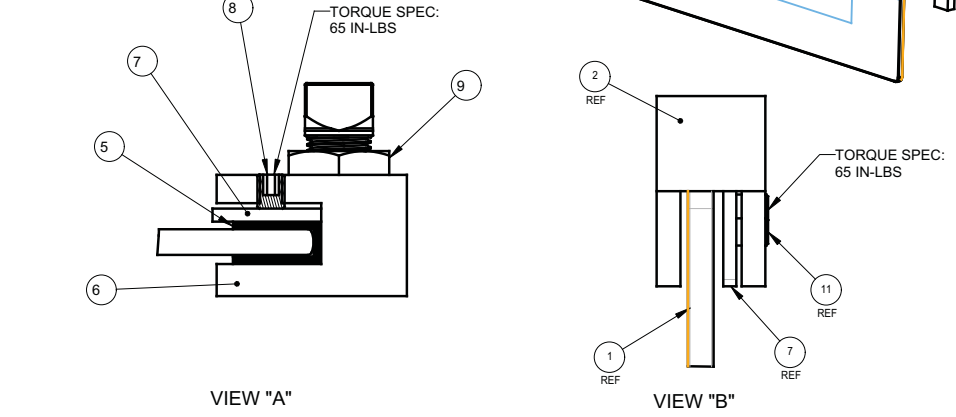
12	2	8533	-	REV -	MACH. SCREW 6-32X.250 SS PHILLIPS TRUSS HEAD	8533
11	1	99-14163	99-14163	REV 03	BRACKET, TRIM	99-14163
10	1	99-14162	99-14162	REV 4	TRIM, INNER DOOR	99-14162
9	1	99-13214	99-13214	REV 2	TRIM, MAGNETIC, INNER GLASS	99-13214
8	3	8563	-	REV -	SET SCREW 1/4" X 3/8"	8563
7	3	8627	-	REV -	SET SCREW 1/4-20X5/16"	8627
6	2	6662	99-10450	REV 05	PLATE, HINGE	6662
5	1	99-14727	99-14727	REV 01	HINGE ASSY, BOTTOM, INNER - 180DEG	99-14727
4	1	99-16796	99-16796	REV 02	GASKET PYRO-TEX BOTTOM HINGE INNER DOOR	99-16796
3	1	6749	99-11912	REV 04	HINGE ASSY, TOP, INNER	6749
2	1	6940	99-10991	REV 01	GASKET PYRO-TEX, PRE-CUT	6940
1	1	7355.TEC	99-13200	REV 02	GLASS, INNER	7355.TEC

PART NAME:				DOOR, INNER GLASS SUBASSY, 180DEG			
WHERE USED:				INF-GC/4500			
MATERIAL:				SEE BOM			
FINISH:				-			
DRAWN BY: CARLOS M.		PART NO:		DRAWING NO:		REV	
		99-14724		99-14724		06	
APPROVED BY:				SCALE: 3:32 PAPER SIZE: B			
SHEET: 1 OF 1				HARDT Responsive, Reliable Solutions			

REV	DESCRIPTION	CCR	BY	DATE
02	ITEM 99-12857, 99-12423, 99-10408, 99-10415 REVISED	#2057	RD	02-JUL-14
03	ADDED GASKET 99-15644	#2078	ZL	04-AUG-14
04	ITEMS #8531 REPLACED WITH #8627	#2234	RD	2015-04-29
05	CATEGORY DESCRIPTION IS CHANGE	#2384	MN	2016-01-04
06	REORIENT ITEM 99-12423 TO REFLECT REALITY	#2610	CM	2016-12-14



NOTE: ITEMS #8300 AND #6779-TO BE USED ONLY FOR ALIGNMENT PURPOSES, IF REQUIRED



ITEM	QTY	PART	DRAWING	DESCRIPTION	SERVICE NO
12	1	6940	99-10991	GASKET PYRO-TEX, PRE-CUT	6940
11	3	8563	8563	SET SCREW 1/4" X 3/8"	8563
10	2	6779	99-12207	BUSHING, HANDLE WITH THREAD - SQ. HEAD	6779
9	2	8300	8300	HEX JAM NUT 5/8-18UNF, ZN PL	8300
8	7	8627	8627	SET SCREW 1/4-20X5/16"	8627
7	4	6662	99-10450	PLATE, HINGE	6662
6	2	6798	99-12423	CLAMP, DOOR HANDLE	6798
5	2	6659	99-10997	GASKET PYRO-TEX 1-3/4" X 1-7/8"	6659
4	1	99-15644	99-15644	GASKET, DUAL AXIS	99-15644
3	1	5989	99-10415	HINGE ASSY, BOTTOM, OUTER	5989
2	1	5990	99-10408	HINGE, TOP, OUTER DOOR	5990
1	1	6978	99-12857	GLASS, OUTER, HARDT	6978

ALL DIMENSIONS ARE IN INCHES

UNLESS SPECIFIED OTHERWISE TOLERANCES ARE:
 AUTOMATED PROCESSES
 FEATURE PROFILE DIMENSIONS (UNDER 6 INCHES) ±0.005
 FEATURE PROFILE DIMENSIONS (OVER 6 INCHES) ±0.010
 FEATURE POSITIONING (DISTANCE BETWEEN FEATURES) ±0.010
 FEATURE POSITIONING (DISTANCE FROM MATERIAL EDGE) ±0.010
 FEATURE POSITIONING (DISTANCE FROM BEND) ±0.025
 FLANGE LENGTH (DISTANCE FROM BEND TO MATERIAL EDGE) ±0.015
 FLANGE LENGTH (DISTANCE BETWEEN TWO BENDS) ±0.030

MANUAL PROCESSES
 WELDED FEATURE POSITIONING ±0.030

PART NAME: **DOOR, OUTER GLASS REPLACEMENT, 180DEG**

WHERE USED: **I:NF-GC/3500/BLAZE**

MATERIAL: **SEE BOM**

FINISH: **-**

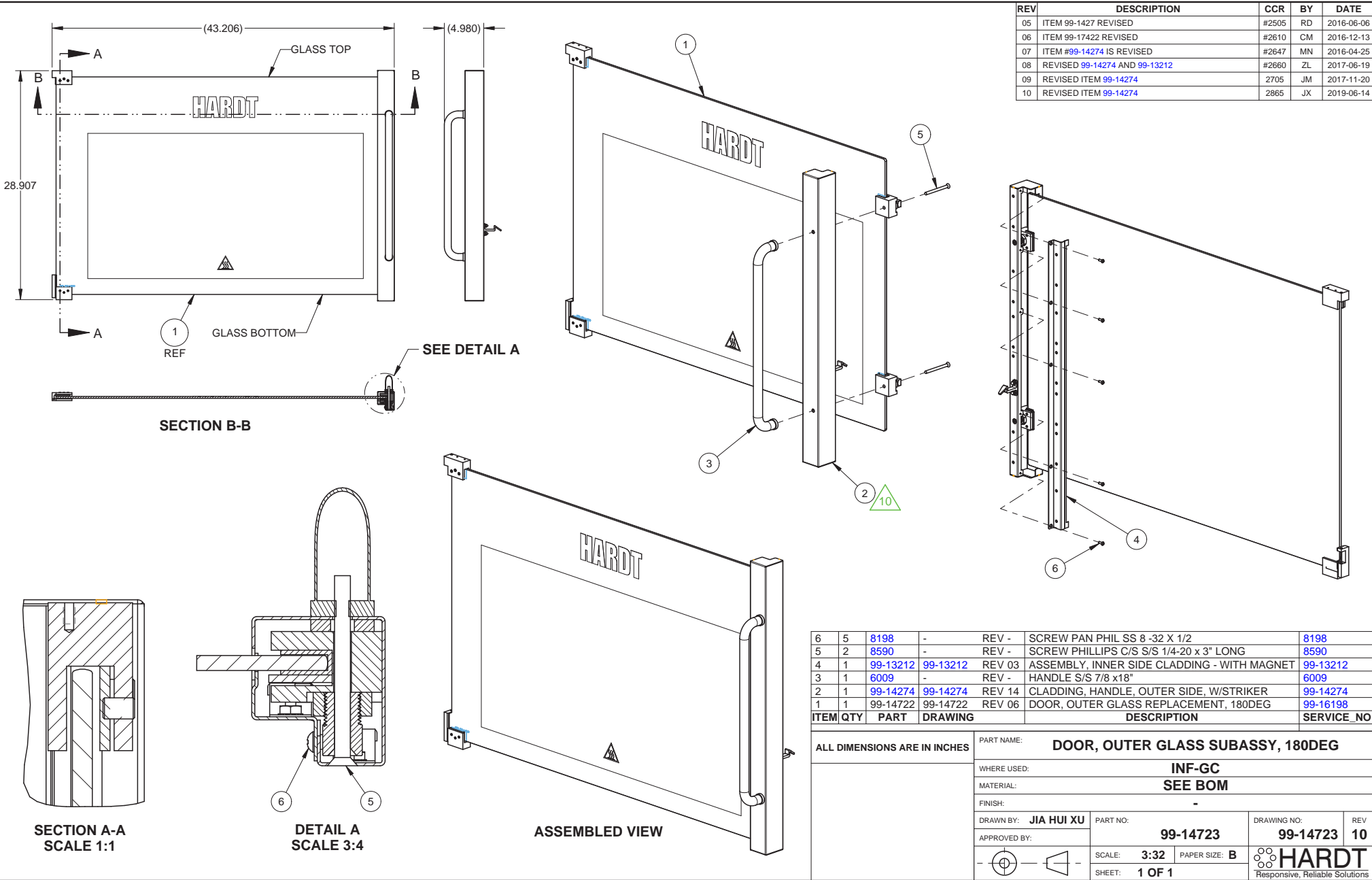
DRAWN BY: **R.DIMITROV** PART NO: **99-14722** DRAWING NO: **99-14722** REV: **06**

APPROVED BY: **[Signature]**

SCALE: **3:16** PAPER SIZE: **B**

SHEET: **1 OF 1**

HARDT
Responsive, Reliable Solutions

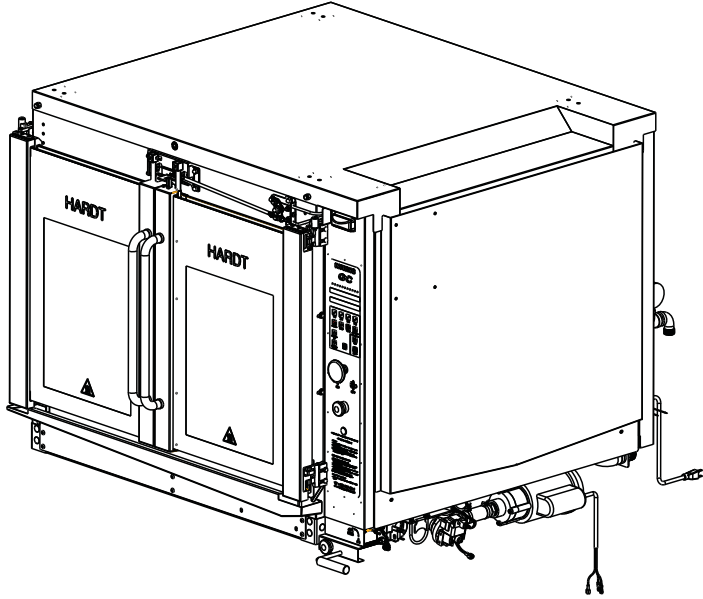


REV	DESCRIPTION	CCR	BY	DATE
05	ITEM 99-1427 REVISED	#2505	RD	2016-06-06
06	ITEM 99-17422 REVISED	#2610	CM	2016-12-13
07	ITEM #99-14274 IS REVISED	#2647	MN	2016-04-25
08	REVISED 99-14274 AND 99-13212	#2660	ZL	2017-06-19
09	REVISED ITEM 99-14274	2705	JM	2017-11-20
10	REVISED ITEM 99-14274	2865	JX	2019-06-14

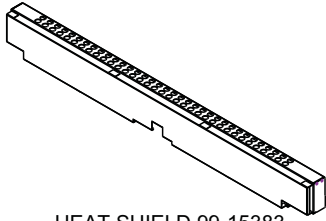
6	5	8198	-	REV -	SCREW PAN PHIL SS 8 -32 X 1/2	8198
5	2	8590	-	REV -	SCREW PHILLIPS C/S S/S 1/4-20 x 3" LONG	8590
4	1	99-13212	99-13212	REV 03	ASSEMBLY, INNER SIDE CLADDING - WITH MAGNET	99-13212
3	1	6009	-	REV -	HANDLE S/S 7/8 x18"	6009
2	1	99-14274	99-14274	REV 14	CLADDING, HANDLE, OUTER SIDE, W/STRIKER	99-14274
1	1	99-14722	99-14722	REV 06	DOOR, OUTER GLASS REPLACEMENT, 180DEG	99-16198

ITEM	QTY	PART	DRAWING	DESCRIPTION	SERVICE_NO
ALL DIMENSIONS ARE IN INCHES					
PART NAME: DOOR, OUTER GLASS SUBASSY, 180DEG					
WHERE USED: INF-GC					
MATERIAL: SEE BOM					
FINISH: -					
DRAWN BY: JIA HUI XU		PART NO: 99-14723		DRAWING NO: 99-14723	
APPROVED BY:		99-14723		REV 10	
SCALE: 3:32		PAPER SIZE: B		 Responsive, Reliable Solutions	
SHEET: 1 OF 1					

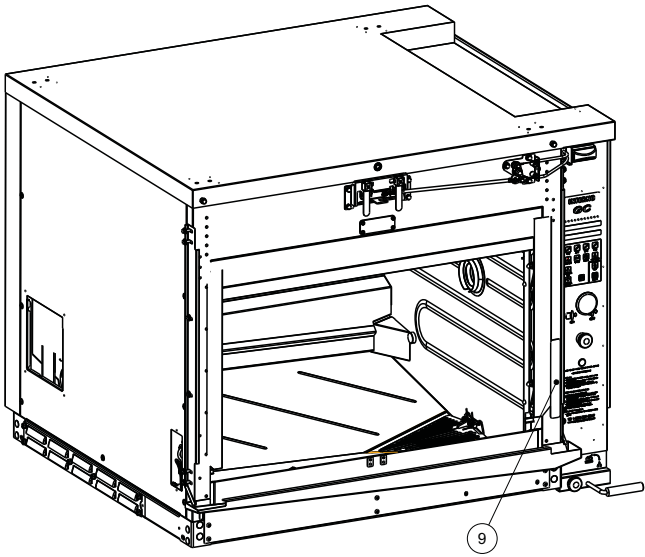
TABLE 1 - OVERLAY INF-GC FRENCH DOORS	
99-7813	OVERLAY, ENGLISH, RED
99-7814	OVERLAY, ENGLISH, BLACK



HEAT SHIELD 99-15195 FOR SINGLE AND TOP UNIT



HEAT SHIELD 99-15383 FOR BOTTOM UNIT



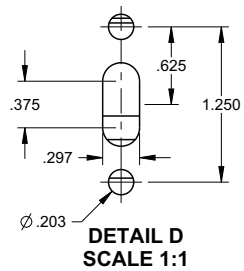
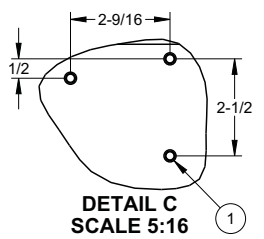
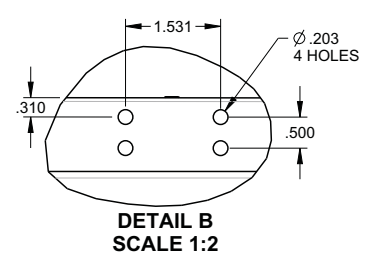
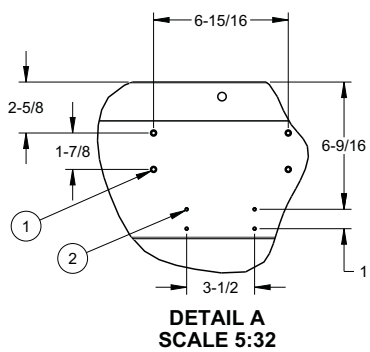
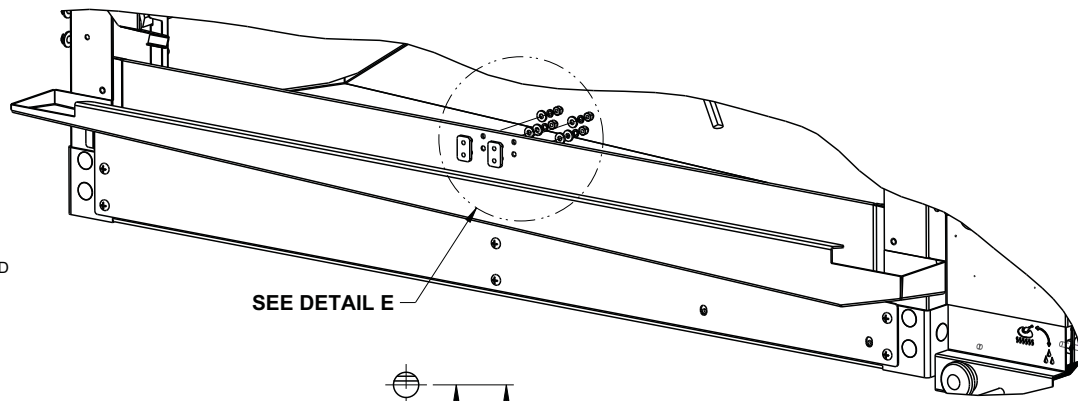
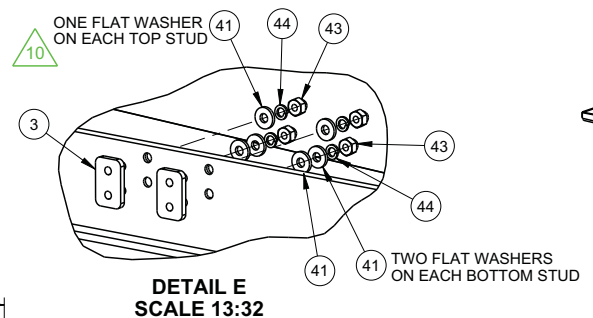
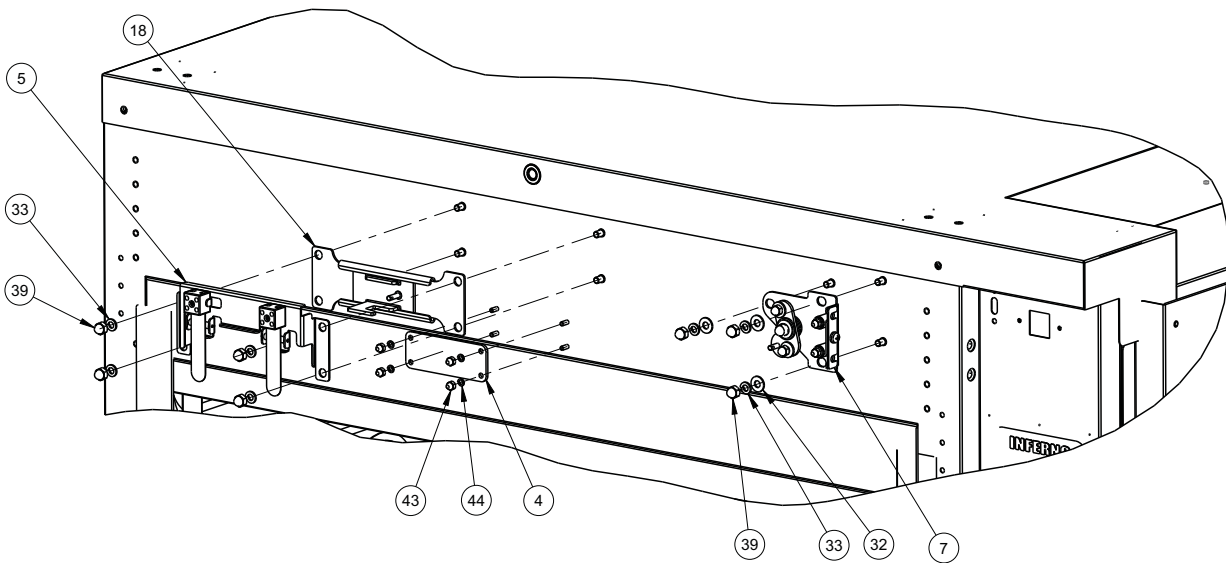
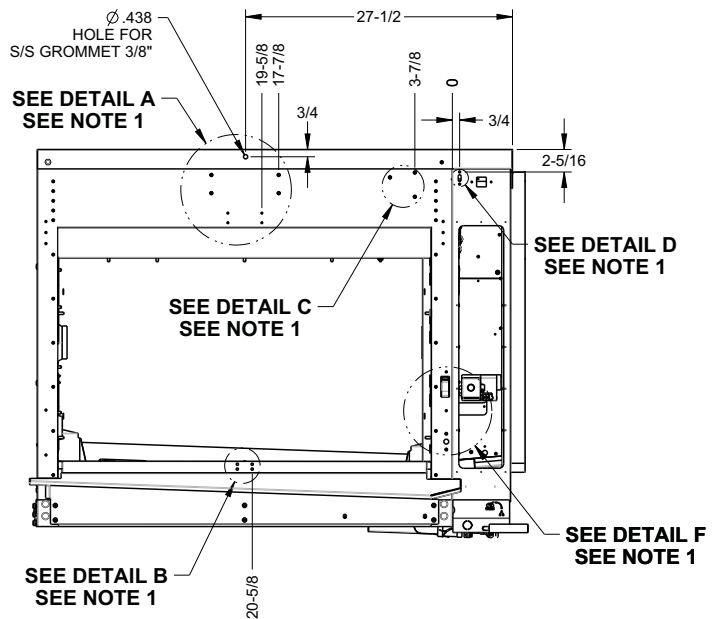
REV	DESCRIPTION	CCR	BY	DATE
06	ITEMS 99-15324, 99-15325 AND 99-15406	#2337	RD	2015-10-13
07	REPLACE P/N#4069 BY #6956.5 & #6724.5	#2408	MN	2016-01-08
08	ITEMS 99-15324 AND 99-15325 REVISED. ITEMS 8142 AND 3694 REMOVED GREEN SWITCH INSTALLATION DETAIL	#2567 #2637	JM MN	2017-03-28 2017-03-29
09	REVISED PARTS #99-15324, #99-15325	#2857	MMO	2018-10-10
10	1X P/N 8505 REPLACED WITH P/N 8142, 2X P/N 11134 ADDED.	3145	JX	2021-09-07

46	1	SEE TABLE 1	99-7814	REV 00	OVERLAY INFERNO GC, ENGLISH,FRENCH DOORS, BLACK
45	1	3769	NUT	REV -	NUT STRAIN RELIEF PG 7
44	24	20601		REV -	LOCK WASHER S/S SPLIT FOR BOLT #8 S/S
43	10	20512		REV -	ACORN NUT 8-32, S/S
42	28	11135		REV -	NUT, K-LOCK, S/S, #8-32
41	17	11134		REV -	WASHER, FLAT, S/S, #8
40	4	11125		REV -	K-LOCKNUT S/S 6-32
39	30	8626		REV -	ACORN NUT 1/4-20, BRASS CROME PLATED
38	11	8505		REV -	BOLT HEX HEAD 1/4-20 x 1/2" LONG, S/S
37	15	8503		REV -	BOLT HEX HEAD 1/4-20 x 3/4" LONG, S/S
36	6	8478		REV -	MACH. SCREW 8-32 x .250 S/S PHILLIPS TRUSS HEAD
35	1	8464		REV -	WASHER, FLAT, S/S, #10
34	6	8378		REV -	HEX NUT 1/4-20, S/S
33	61	8327		REV -	LOCK WASHER S/S SPLIT FOR BOLT 1/4 S/S
32	61	8290		REV -	WASHER, FLAT, S/S, 1/4"
31	6	8289		REV -	LOCK WASHER S/S SPLIT FOR BOLT #10 S/S
30	1	8142		REV -	BOLT HEX S/S 1/4-20 x 5/8 NC
29	2	7478		REV	PIN COTTER S/S 1/16"DIA x 1-1/2"LG
28	5	7449		REV -	CLAMP LOOP GALVANIZED 1/4" OD x 1/2" WIDE
27	4	6531		REV -	RUBBER GROMMET FOR 9/32" HOLE
26	5	5760		REV -	MACH. SCREW 10-32 x 1/2 S/S PHILPS TRUSS HEAD
25	1	4563		REV -	SWITCH MANUAL ADVANCE / IGNITION RESET, NOx2
24	3	3769		REV -	STRAIN RELIEF PG 7
23	1	99-15450	99-15450	REV 02	BRACKET, WATER DRAIN VALVE, ASSEMBLY
22	1	99-15325	99-15325	REV 11	RIGHT DOOR, COMPLETE ASSEMBLY
21	1	99-15324	99-15324	REV 10	LEFT DOOR, COMPLETE ASSEMBLY
20	1	99-15317	99-15317	REV 00	BRACKET, SUPPORT, WIRE
19	1	99-15313	99-15313	REV 01	CONNECTING ROD, ASSEMBLY
18	1	99-15224	99-15224	REV 02	SLIDING LOCK ASSEMBLY
17	1	99-15187	99-15187	REV 01	BAFFLE, RHS
16	1	99-14338	99-14338	REV 06	BAFFLE, SIDE
15	1	-	99-15453	REV 02	PASS TUBE & WIRE , RIGHT VERT. ASSY
14	1	-	99-15452	REV 02	PASS TUBE & WIRE , LEFT VERT. ASSY
13	1	-	99-15451	REV 02	PASS TROUGH TUBE & WIRES
12	1	-	99-15443	REV 00	GREEN SWITCH COVER, ASSEMBLY
11	1	-	99-15442	REV 02	SWITCH COVER, COVER
10	2	-	99-15437	REV 00	TURNBUCKLE ASSEMBLY
9	1	-	99-15406	REV 01	FRONT COVER PLATE
8	1	-	99-15327	REV 00	PULLEY SUPPORT, ASSEMBLY
7	1	-	99-15290	REV 01	PIVOT ASSEMBLY
6	1	-	99-15261	REV 01	LARGE SUPPORT, WHEELS, BOTTOM
5	1	-	99-15135	REV 00	DOOR SENSOR ASSEMBLY
4	1	-	99-15130	REV 01	PLATE, DOOR HOLDING, TOP
3	2	-	99-15129	REV 02	PLATE, DOOR HOLDING, BOTTOM
2	4	-	-	REV -	WELD STUD, NELSON TUTS #8-32 x 3/8" S/S (UNFLANGED)
1	7	-	-	REV -	WELD STUD, NELSON TFTS 1/4-20 x 3/8" S/S
ITEM	QTY	PART	DRAWING	DESCRIPTION	

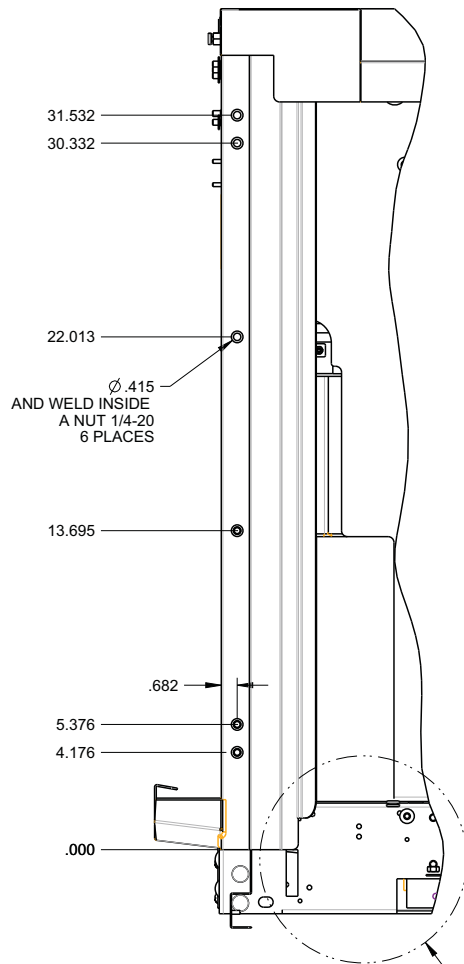


NOTES:
1. USE A JIG #99-15598

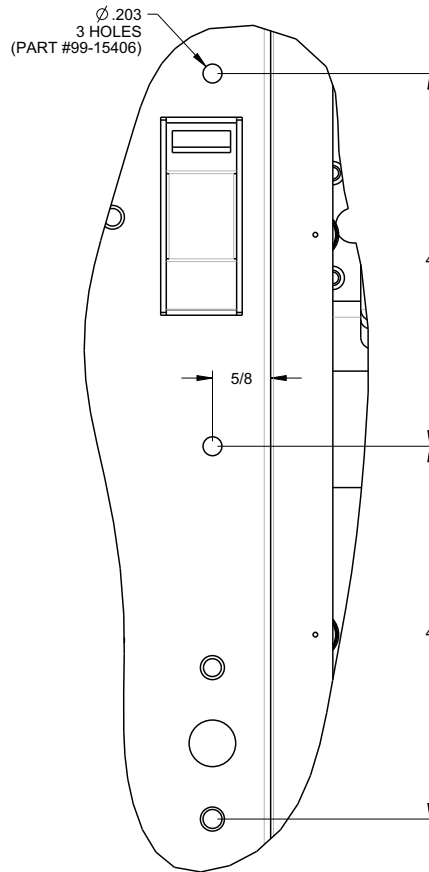
<p>THIRD ANGLE PROJECTION</p>	CATEGORY: INF-GC FD	WEIGHT (LB): -	PARENT ASSY: -
	MATERIAL: SEE BOM		
PART NAME: COMPONENTS INSTALLATION FR. DOORS			
DRAWN BY: JIA HUI XU		PART NO: -	DRAWING NO: 99-15454
APPROVED BY:			
DATE: 12-MAR-14	SCALE: 5:64	PAPER SIZE: B	SHEET: 1 OF 6
HARDT Responsive, Reliable Solutions		HARDT EQUIPMENT MANUFACTURING INC. TEL: (614) 631-7271 FAX: (614) 631-7172	



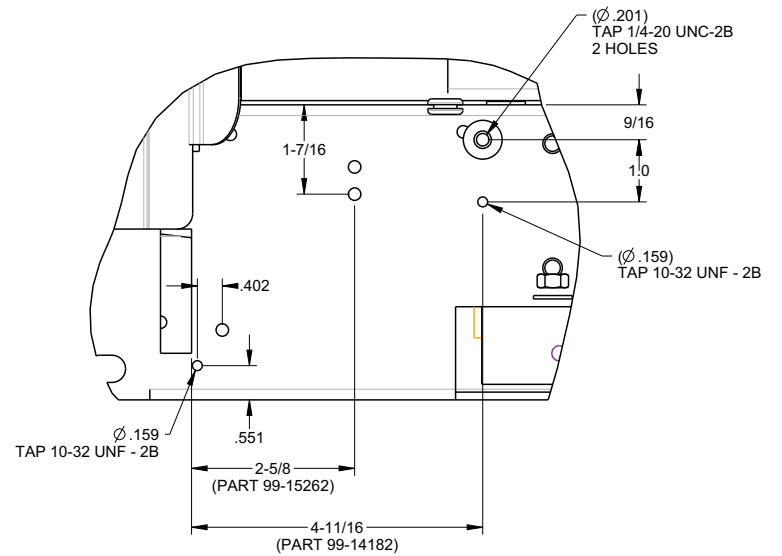
PART NAME: COMPONENTS INSTALLATION FR. DOORS			
DRAWN BY: JIA HUI XU	PART NO: -	DRAWING NO: 99-15454	REV NO: 10
APPROVED BY:			
DATE: 12-MAR-14	SCALE: 5:64	PAPER SIZE: B	SHEET: 2 OF 6
HARDT Responsive, Reliable Solutions		HARDT EQUIPMENT MANUFACTURING INC. TEL: (614) 631-7271 FAX: (614) 631-7172	



SEE DETAIL G



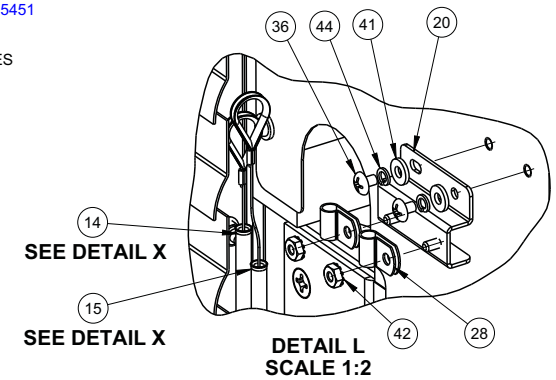
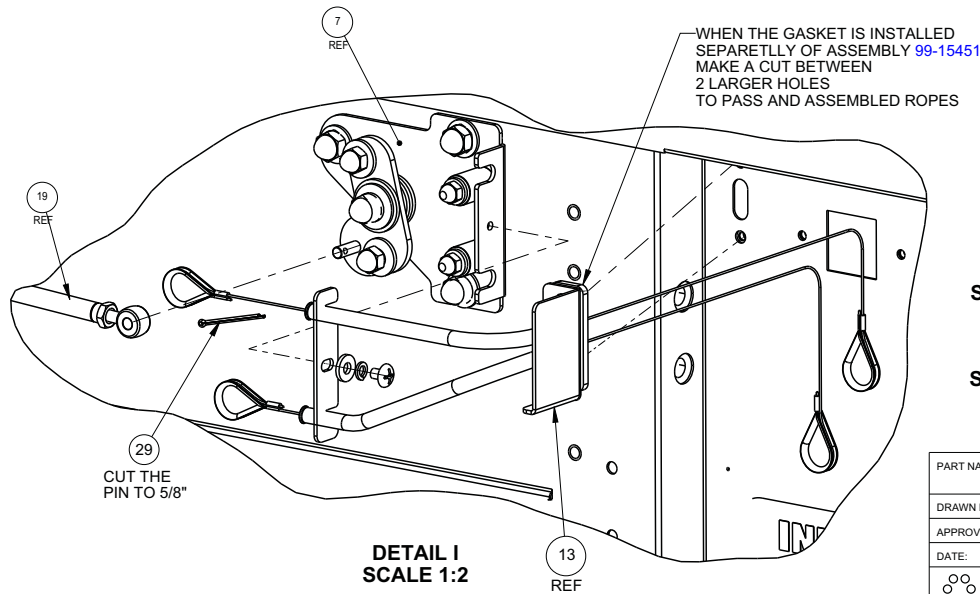
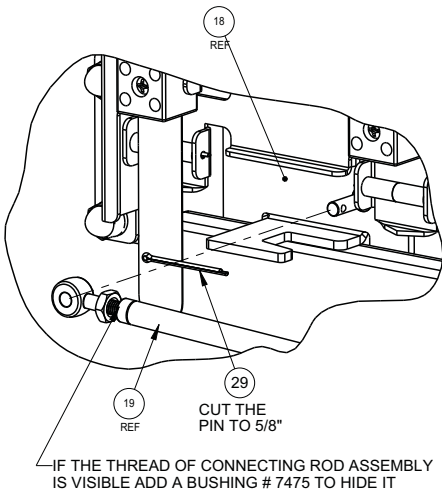
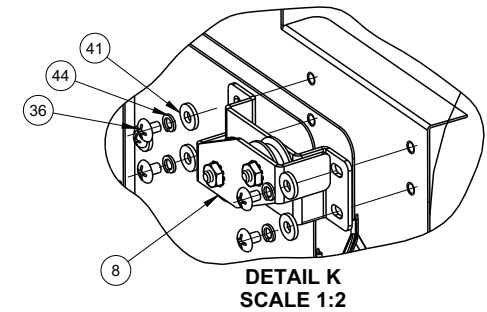
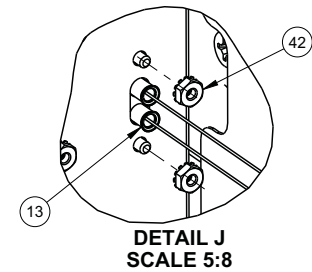
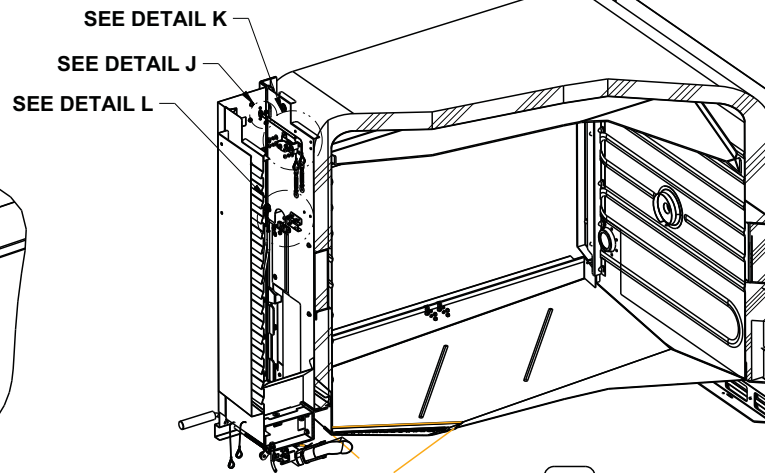
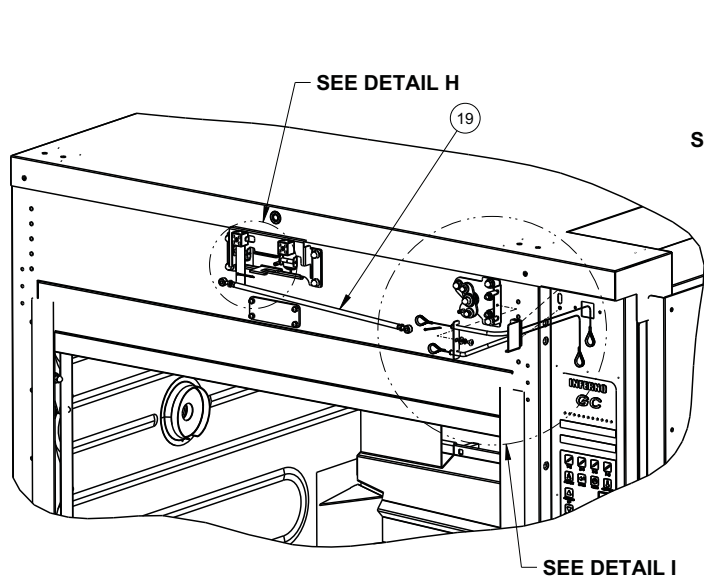
DETAIL F
SCALE 3:4



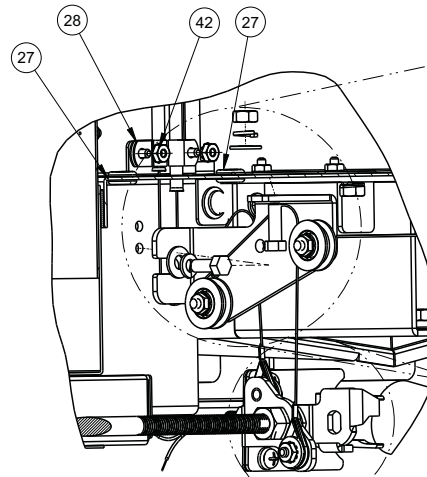
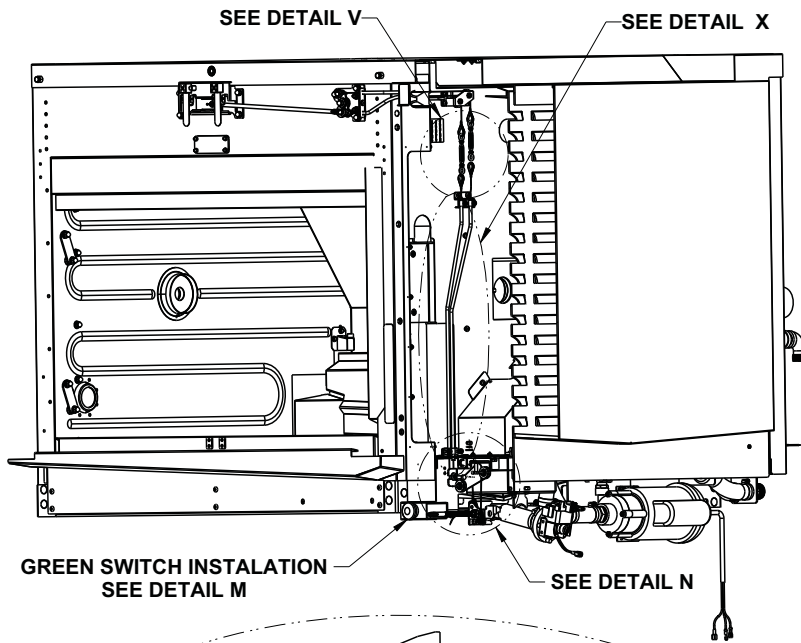
DETAIL G
SCALE 1:2

PREPARATION STAGE OF
FEATURES IN CASE THEY MISSING

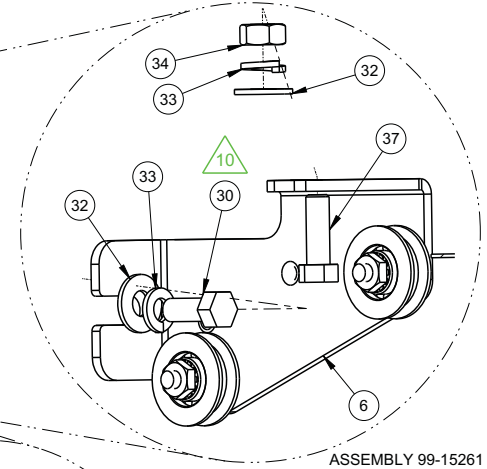
PART NAME: COMPONENTS INSTALLATION FR. DOORS			
DRAWN BY: JIA HUI XU	PART NO: -	DRAWING NO: 99-15454	REV NO: 10
APPROVED BY:			
DATE: 12-MAR-14	SCALE: 3:16	PAPER SIZE: B	SHEET: 3 OF 6
HARDT Responsive, Reliable Solutions		HARDT EQUIPMENT MANUFACTURING INC. TEL: (614) 631-7271 FAX: (614) 631-7172	



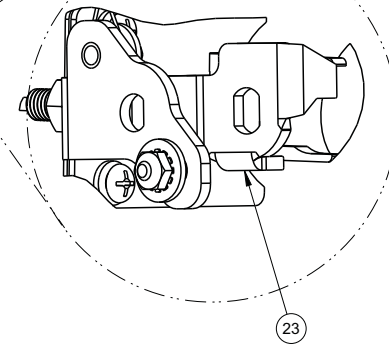
PART NAME: COMPONENTS INSTALLATION FR. DOORS			
DRAWN BY: JIA HUI XU	PART NO: -	DRAWING NO: 99-15454	REV NO: 10
APPROVED BY:			
DATE: 12-MAR-14	SCALE: 5:64	PAPER SIZE: B	SHEET: 4 OF 6
HARDT Responsive, Reliable Solutions		HARDT EQUIPMENT MANUFACTURING INC. TEL: (614) 631-7271 FAX: (614) 631-7172	



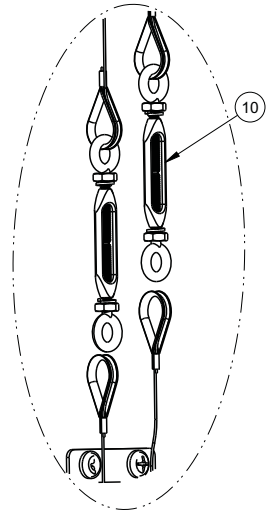
DETAIL N
SCALE 13:32



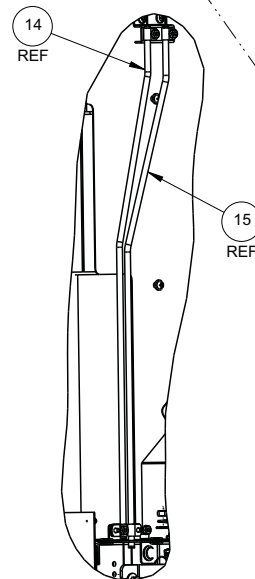
ASSEMBLY 99-15261



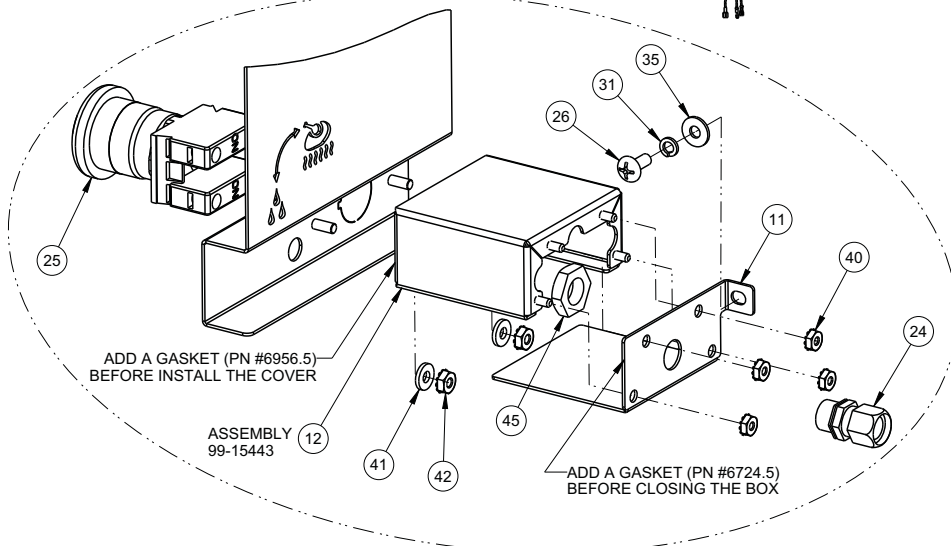
ASSEMBLY 99-15450



DETAIL V
SCALE 1:2



DETAIL X
SCALE 3:16



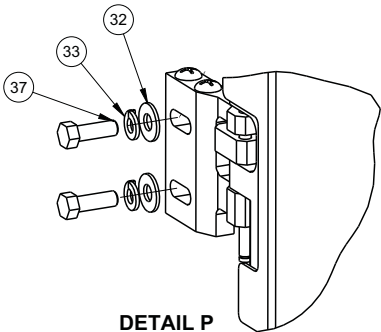
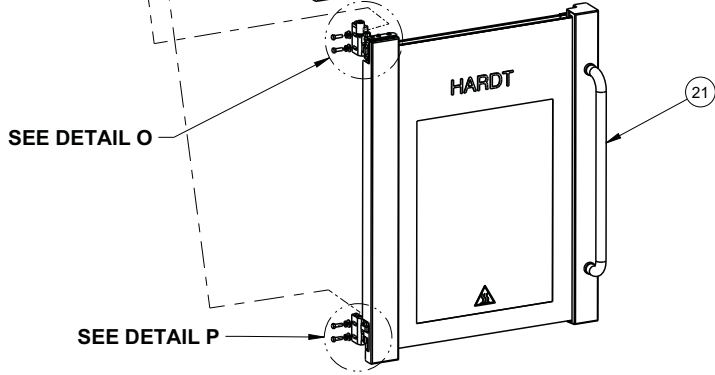
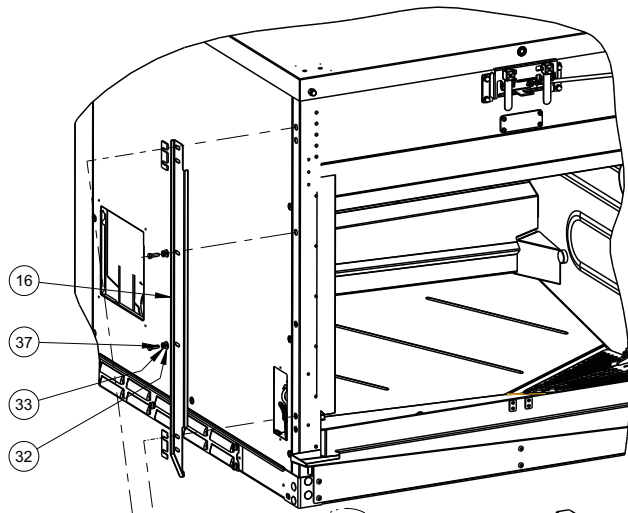
ADD A GASKET (PN #6956.5)
BEFORE INSTALL THE COVER

ASSEMBLY
99-15443

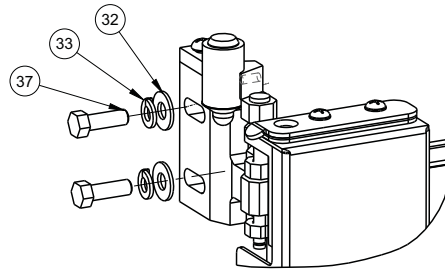
ADD A GASKET (PN #6724.5)
BEFORE CLOSING THE BOX

DETAIL M
GREEN SWITCH INSTALLATION
SCALE 1:2

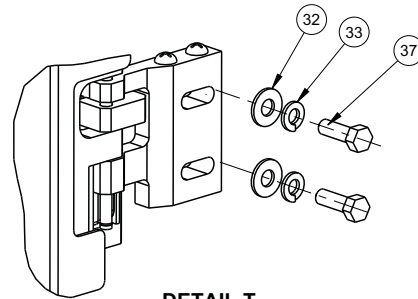
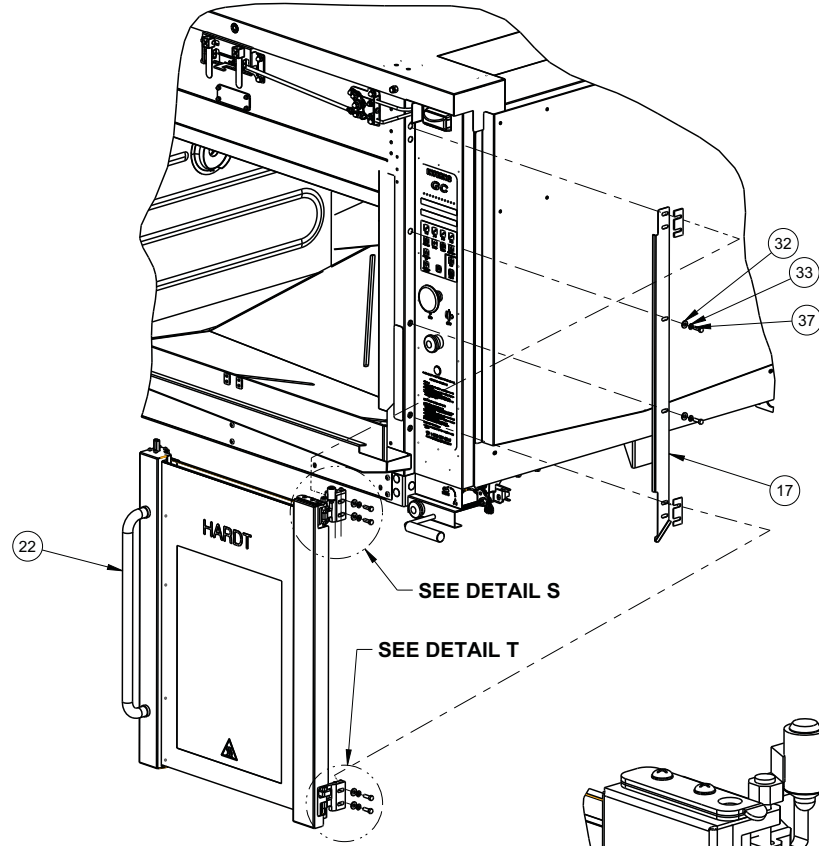
PART NAME: COMPONENTS INSTALLATION FR. DOORS			
DRAWN BY: JIA HUI XU	PART NO: -	DRAWING NO: 99-15454	REV NO: 10
APPROVED BY:			
DATE: 12-MAR-14	SCALE: 3:32	PAPER SIZE: B	SHEET: 5 OF 6
HARDT Responsive, Reliable Solutions		HARDT EQUIPMENT MANUFACTURING INC. TEL: (614) 631-7271 FAX: (614) 631-7172	



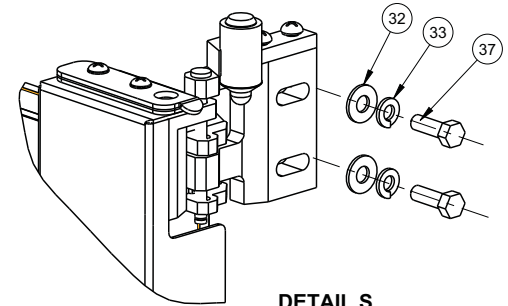
DETAIL P
SCALE 1:2



DETAIL O
SCALE 1:2



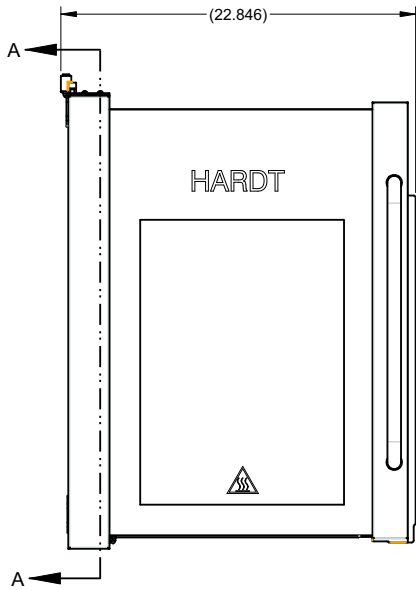
DETAIL T
SCALE 1:2



DETAIL S
SCALE 1:2

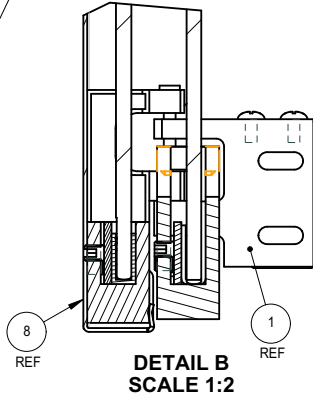
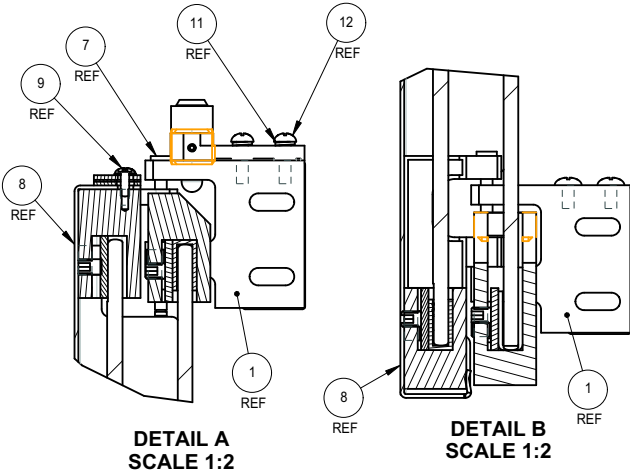
PART NAME: COMPONENTS INSTALLATION FR. DOORS			
DRAWN BY: JIA HUI XU	PART NO: -	DRAWING NO: 99-15454	REV NO: 10
APPROVED BY:			
DATE: 12-MAR-14	SCALE: 3:32	PAPER SIZE: B	SHEET: 6 OF 6
 HARDT Responsive, Reliable Solutions		HARDT EQUIPMENT MANUFACTURING INC. TEL: (614) 631-7271 FAX: (614) 631-7172	

REV	DESCRIPTION	ECO	BY	DATE
08	ITEM #99-15139 REVISED	#2567	JFM	2016-10-16
09	REVISED PART #99-15152	#2857	MMO	2018-10-10
10	ITEM 99-15264 REVISED	#3079	JX	2020-10-28



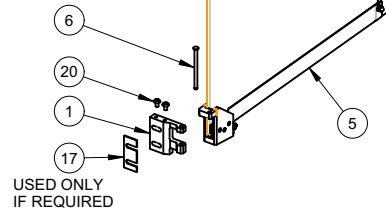
SEE DETAIL B

SECTION A-A



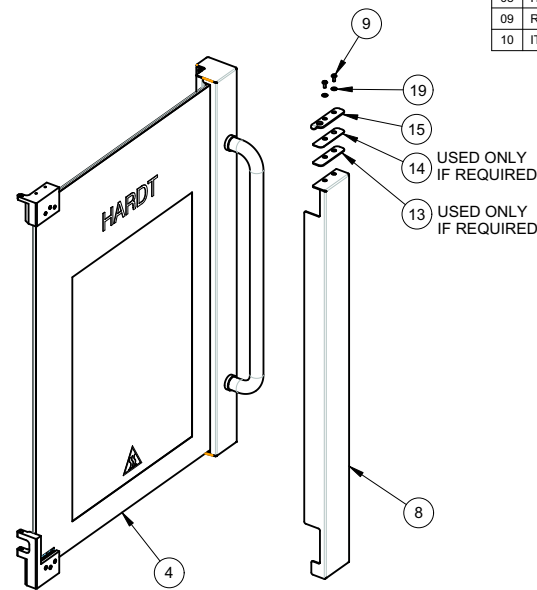
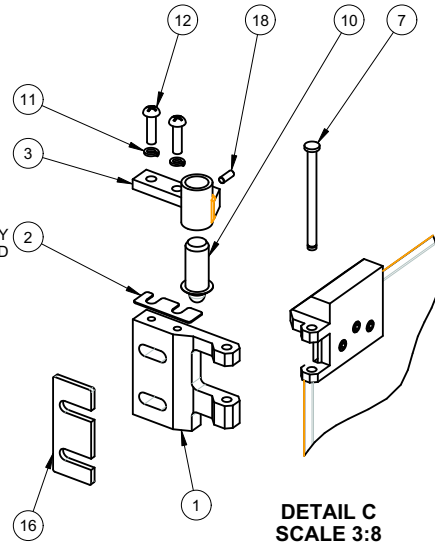
SEE DETAIL A

SEE DETAIL C



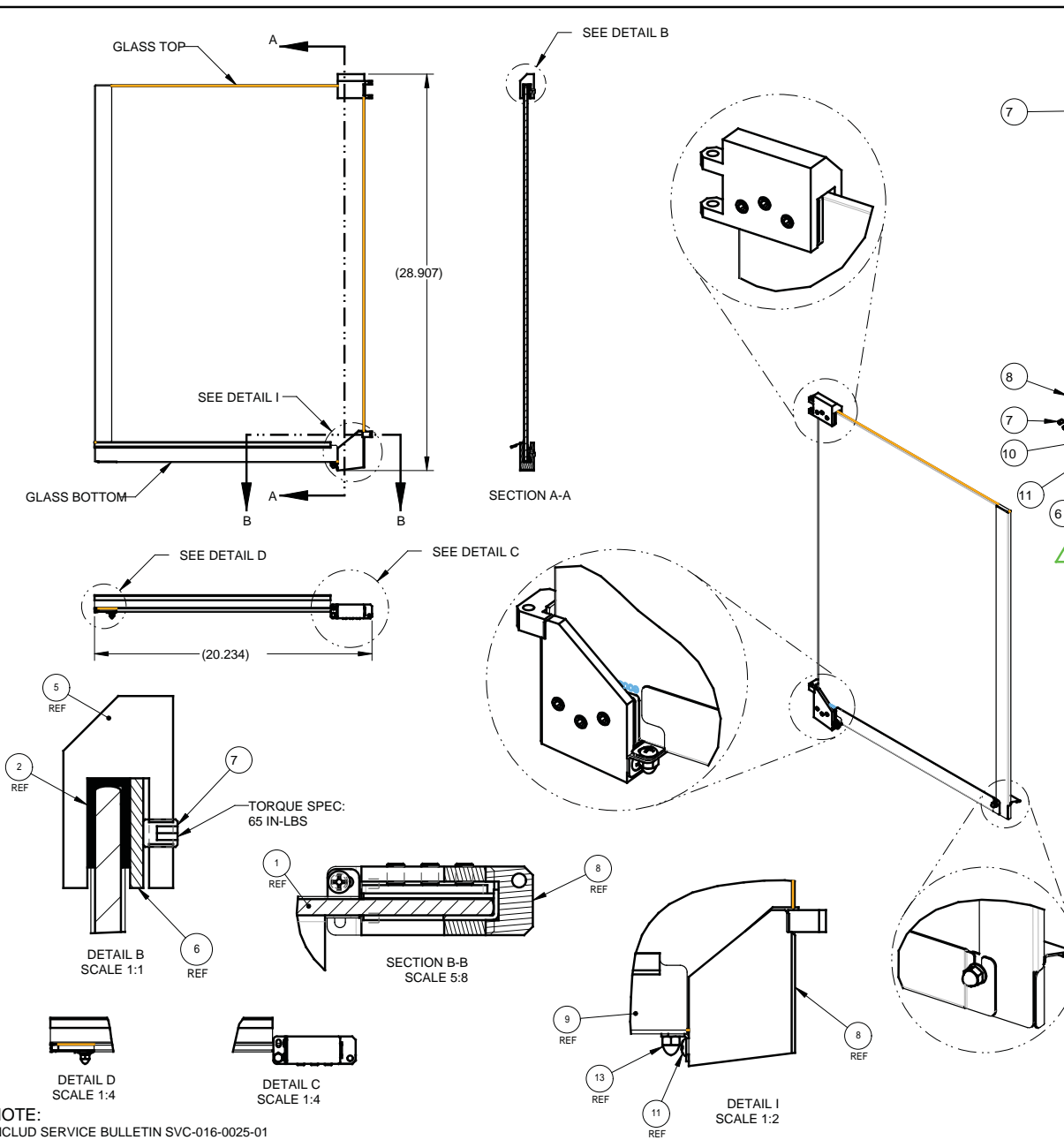
USED ONLY IF REQUIRED

USED ONLY IF REQUIRED

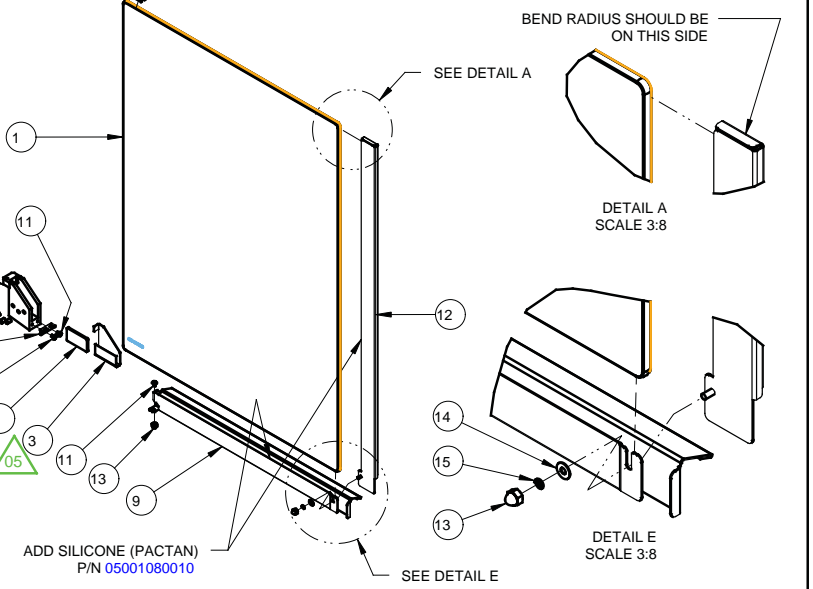


20	2	8124	-	REV -	SCREW TRUSS PHIL S/S 10-32 x 3/8
19	2	11832	-	REV -	LOCK WASHER, S/S SERRATED, INTERNAL, #8
18	1	7488	7488	REV -	SET SCREW 6-32 0375
17	1	6774	99-9994	REV 03	SHIM .063 THK, DOOR HINGE
16	1	5967	99-9993	REV 03	SHIM .125 THK, DOOR HINGE
15	1	99-15333	99-15333	REV 00	HOLDING PLATE, LHS
14	1	99-15397	99-15397	REV 00	SHIM, HOLDING PLATE, 1/32"
13	1	99-15396	99-15396	REV 00	SHIM, HOLDING PLATE, 1/16"
12	2	8292	-	REV -	MACH. SCREW 10-32 x .750 S/S PHILLIPS PAN HEAD
11	2	8289	-	REV -	LOCK WASHER S/S SPLIT FOR BOLT #10 S/S
10	1	7486	-	REV -	SPRING PLUNGER PRESS FIT 1/2"
9	2	11417	-	REV -	MACH. SCREW 6-32 x .375 S/S PHILLIPS TRUSS HEAD
8	1	99-15152	99-15152	REV 02	CLADDING, OUTER GLASS, LHS
7	1	5972	-	REV -	CLEVIS PIN S/S 3/16 x 2-1/2
6	1	5970	-	REV -	CLEVIS PIN S/S 3/16 x3"
5	1	99-15139	99-15139	REV 08	LEFT DOOR, INNER GLASS SUBASSY, SINGLE AXIS
4	1	99-15141	99-15141	REV 05	LEFT DOOR, OUTER GLASS SUBASSY, SINGLE AXIS
3	1	99-15264	99-15264	REV 01	WELDMENT DOOR DETENT, LHS
2	1	99-15398	99-15398	REV 00	HINGE, DOOR DETENT, 1/32"
1	2	99-15186	99-15186	REV 03	HINGE, CHASSIS, LHS

ITEM	QTY	PART	DRAWING	DESCRIPTION
THIRD ANGLE PROJECTION				
CATEGORY: INF-GC FD		WEIGHT (LB): 41.83		PARENT ASSY: 99-15454
MATERIAL: SEE BOM		FINISH: -		
PART NAME: LEFT DOOR, COMPLETE ASSEMBLY				
DRAWN BY: MIKHAIL O.		PART NO: 99-15324		DRAWING NO: 99-15324
APPROVED BY:				
DATE: 21-MAR-14		SCALE: 1:8		PAPER SIZE: B SHEET: 1 OF 1
		HARDT EQUIPMENT MANUFACTURING INC. Responsive, Reliable Solutions		
TEL: (614) 631-7271 FAX: (614) 631-7172				



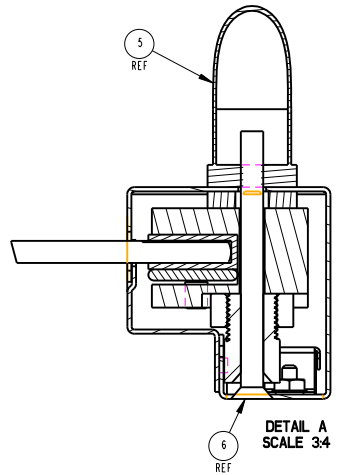
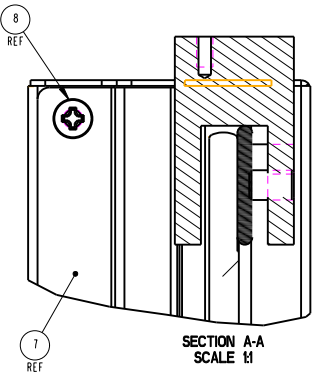

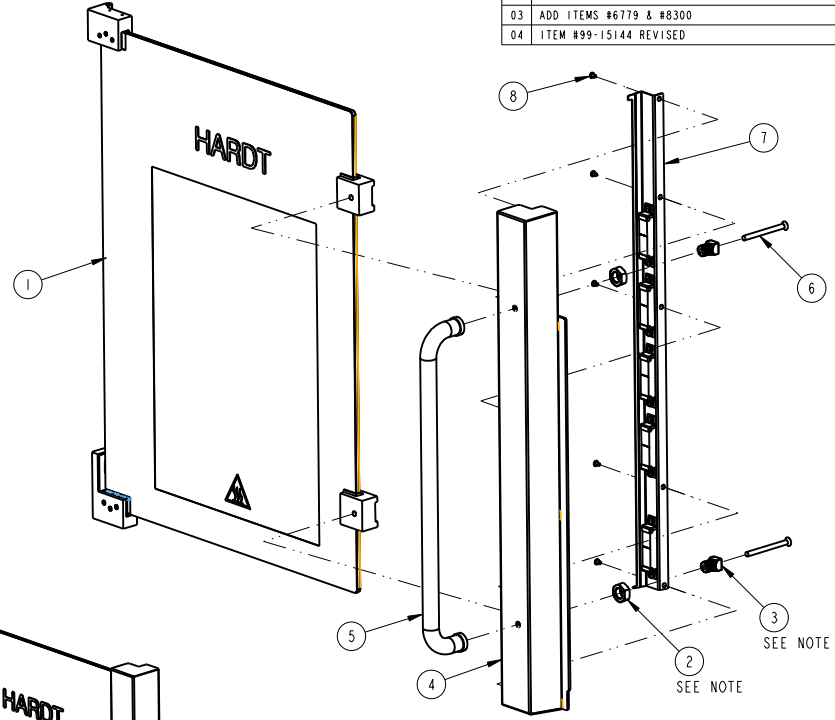
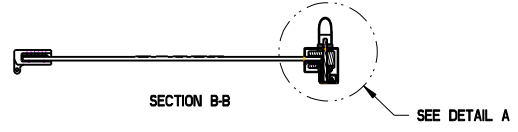
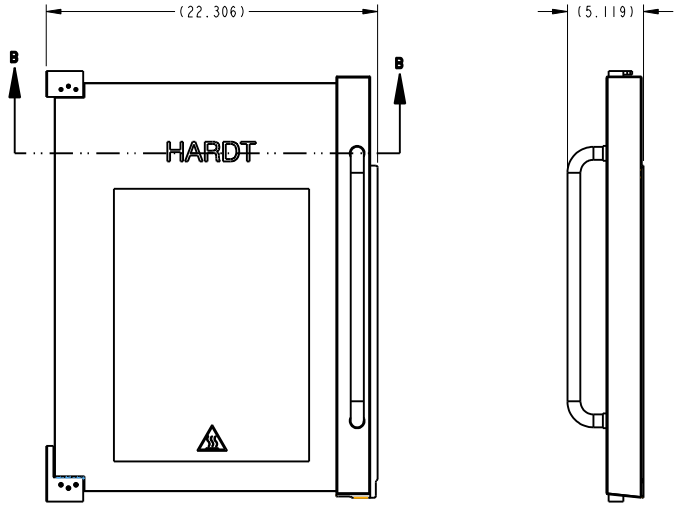
REV	DESCRIPTION	ECO	BY	DATE
02	ITEM 99-15166 REVISED, ITEM 99-15194 REPLACED BY 99-15275	#2203	RD	2015-04-20
03	ITEM 99-15149 REVISED	#2337	RD	2015-10-13
04	ADD NOTE FOR SERVICE BULLETIN SVC-016-0025-01	#2438	MN	2016-02-09
05	ITEM 99-14507 REMOVED ITEM 6940 BOTTOM REPAIRED BY ITEM 99-16796 ITEMS 99-16450 - 99-14163 REVISED	#2567	JFM	2016-10-07



ITEM	QTY	PART	DRAWING	DESCRIPTION
15	1	7825	-	LOCK WASHER S/S REGULAR FOR BOLT #6 S/S
14	1	11126	-	WASHER, FLAT, S/S, #6
13	2	11549	-	ACORN NUT 6-32, SS
12	1	99-15329	99-15329	TRIM, MAGNETIC, INNER GLASS, LHS
11	3	8533	-	MACH. SCREW 6-32X.250 SS PHILLIPS TRUSS HEAD
10	1	99-14163	99-14163	BRACKET, TRIM
9	1	99-15149	99-15149	TRIM, INNER DOOR, LHS
8	1	99-15275	99-15275	HINGE, BOTTOM, INNER, LHS, ASSEMBLY
7	6	8627	-	SET SCREW 1/4-20X5/16"
6	2	6662	99-10450	PLATE, HINGE
5	1	99-15166	99-15166	HINGE, TOP, INNER, LHS
4	1	10421	-	RTV SILICONE (HI TEMPERATURE)
3	1	99-16796	99-16796	GASKET PYRO-TEX BOTTOM HINGE INNER DOOR
2	1	6940	99-10991	GASKET PYRO-TEX, PRE-CUT
1	1	99-15148	99-15148	GLASS, INNER

THIRD ANGLE PROJECTION		CATEGORY:	INF-GC FD	WEIGHT (LB):	15.08	PARENT ASSY:	99-15324
		MATERIAL:	SEE BOM		FINISH:	-	
ALL DIMENSIONS ARE IN INCHES UNLESS SPECIFIED OTHERWISE: TOLERANCES ARE: FRACTIONS: ±1/32 ANGLE: ±1° BLANK .X: ±0.05 .XX: ±0.015 .XXX: ±0.005		PART NAME:	LEFT DOOR, INNER GLASS SUBASSY, SINGLE AXIS				
DRAWN BY: JUAN M. APPROVED BY:		PART NO:	99-15139		DRAWING NO:	99-15139	
DATE: 20-JAN-14		SCALE:	1:8		PAPER SIZE:	B	
		SHEET: 1 OF 1		HARDT EQUIPMENT MANUFACTURING INC Responsive, Reliable Solutions			
				TEL: (614) 631-7271 FAX: (614) 631-7172			

REV	DESCRIPTION	CCR	BY	DATE
00	ORIGINAL RELEASE	-	MN	24-MAR-14
01	ITEM #99-15142 REVISED	#2046	RD	27-JAN-14
02	ITEM #99-15144 REVISED	#2305	RD	2015-08-10
03	ADD ITEMS #6779 & #8300	#2392	MN	2016-01-05
04	ITEM #99-15144 REVISED	#2413	MN	2016-01-14

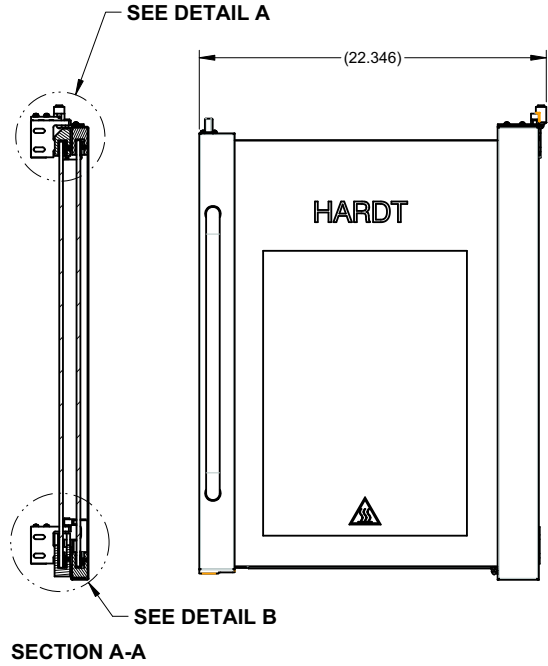


NOTE:
ITEMS #8300 AND #6779-TO BE USED ONLY FOR ALIGNMENT PURPOSES, IF REQUIRED

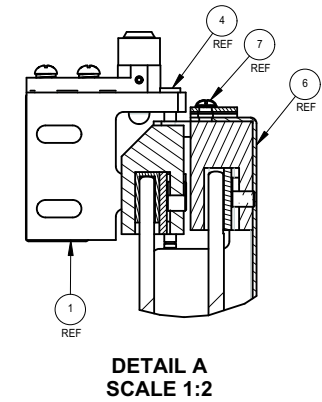
8	5	8530	-	REV	SCREW PHILLIPS FLAT S/S U/CUT#8-32 x 1/4" LONG
7	1	-	99-15150	REV 00	ASSEMBLY, INNER LEFT SIDE CLADDING - WITH MAGNET
6	2	8590	-	REV	SCREW PHILLIPS C/S S/S 1/4-20 x 3" LONG
5	1	6009	-	REV -	HANDLE S/S 7/8 x 18"
4	1	-	99-15144	REV 02	CLADDING, HANDLE, OUTER LEFT SIDE, W/STRIKER
3	2	6779	99-12207	REV 03	BUSHING, HANDLE WITH THREAD - SQ. HEAD
2	2	8300	-	REV	HEX JAM NUT 5/8-18UNF, ZN PL
1	1	7354	99-15142	REV 03	LEFT DOOR, OUTER GLASS REPLACEMENT, SINGLE AXIS

ITEM	QTY	PART	DRAWING	DESCRIPTION
THIRD ANGLE PROJECTION				
CATEGORY:		INF-GC FD	WEIGHT (LB):	22.67
MATERIAL:		SEE BOM		PARENT ASSY:
PART NAME:		LEFT DOOR, OUTER GLASS SUBASSY, SINGLE AXIS		
DRAWN BY:		R.DIMITROV	PART NO:	7352
APPROVED BY:		99-15141		
DATE:		24-MAR-14	SCALE:	1:8
PAPER SIZE:		B	SHEET: 1 OF 1	
		HARDT EQUIPMENT MANUFACTURING INC. <small>Responsive, Reliable Solutions</small>		
		<small>TEL: (514) 631-7271 FAX: (514) 631-7172</small>		

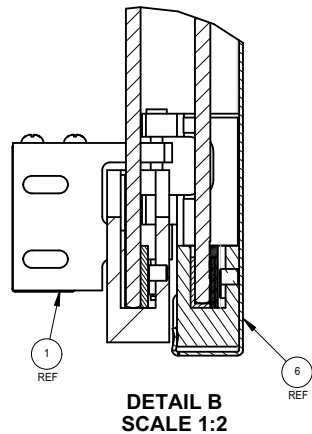
REV	DESCRIPTION	CCR	BY	DATE
08	ITEM #99-15170 IS REVISED	#2413	MN	2016-01-14
09	ITEM #99-15160 REVISED	#2537	JFM	2016-10-07
10	REVISED PART #99-15153	#2857	MMO	2018-10-10
11	ITEM 99-15355 AND 99-15170 REVISED	#3079	JX	2020-10-28



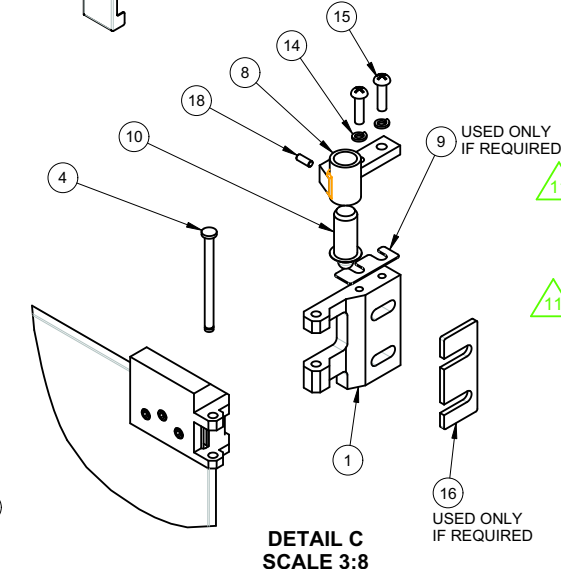
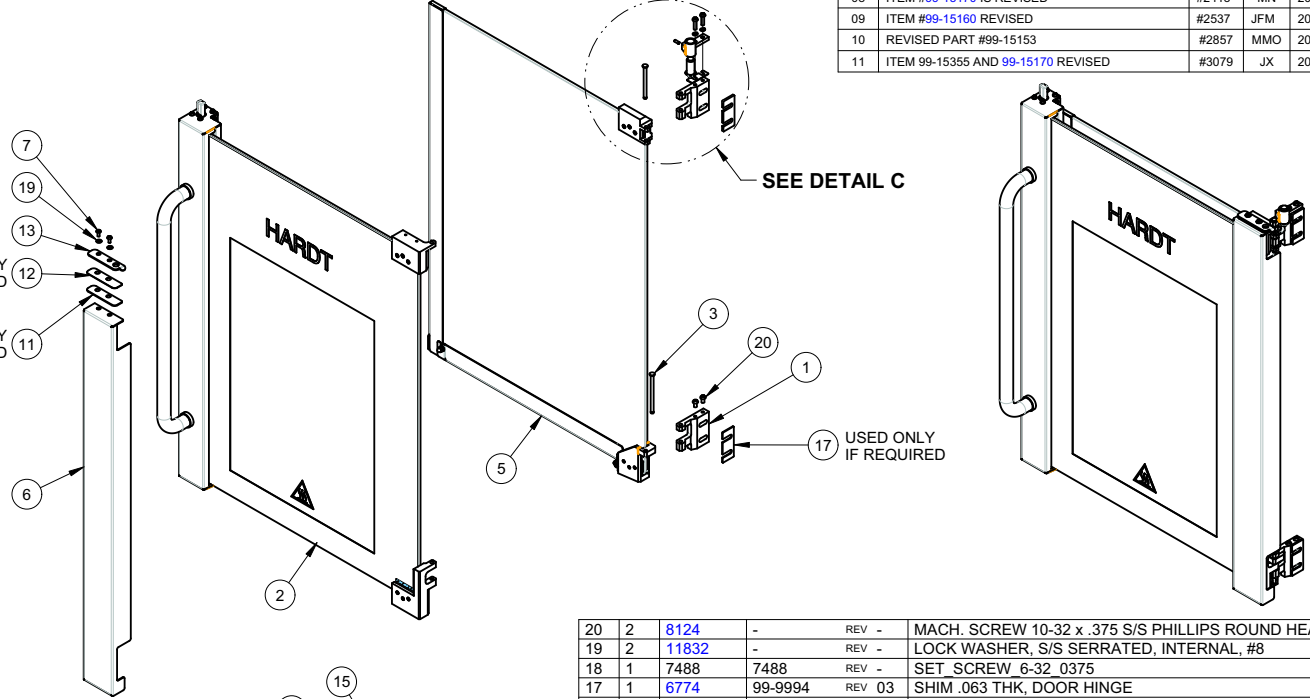
SECTION A-A



DETAIL A
SCALE 1:2



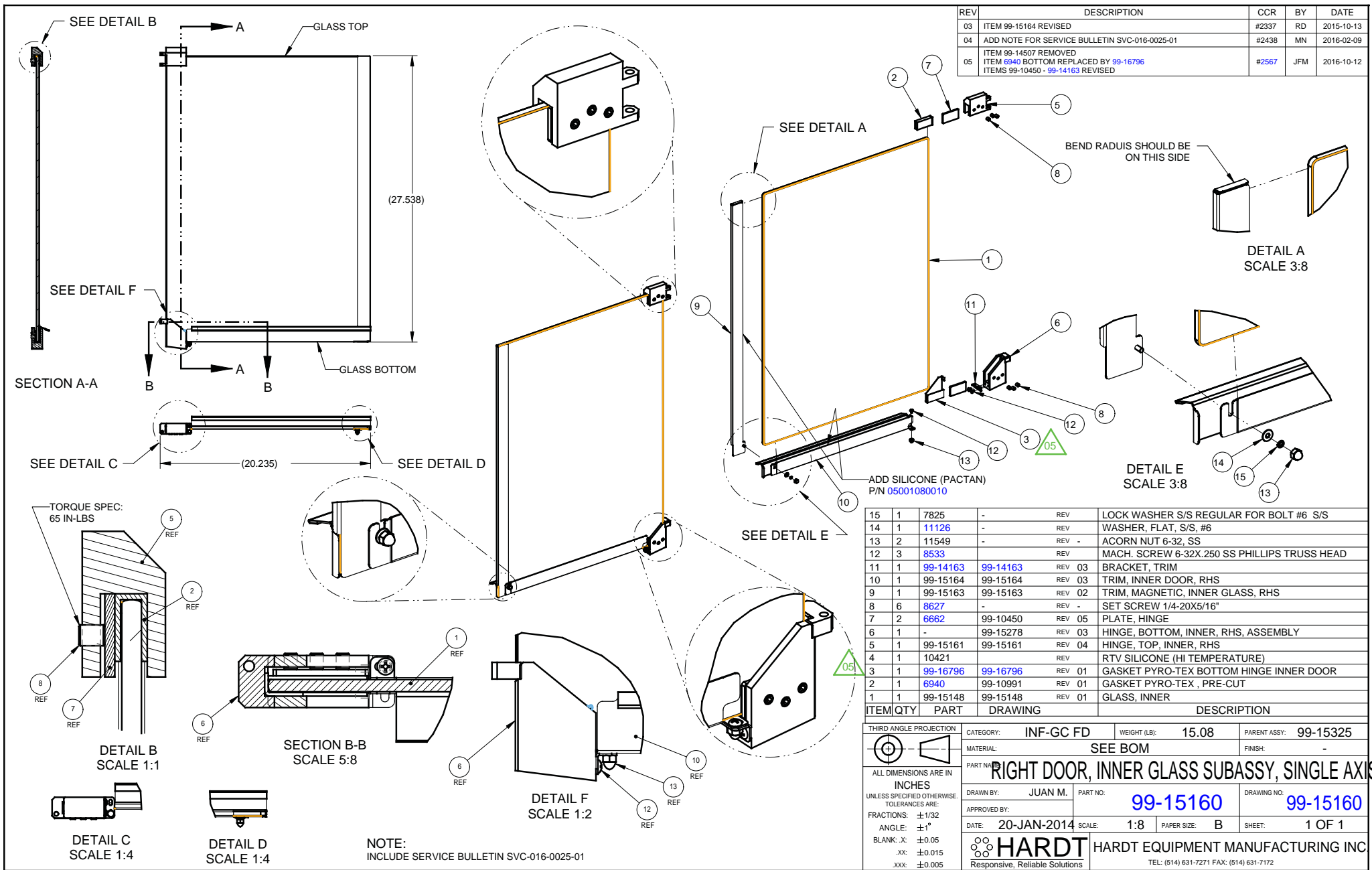
DETAIL B
SCALE 1:2



DETAIL C
SCALE 3:8

20	2	8124	-	REV -	MACH. SCREW 10-32 x .375 S/S PHILLIPS ROUND HEAD
19	2	11832	-	REV -	LOCK WASHER, S/S SERRATED, INTERNAL, #8
18	1	7488	7488	REV -	SET SCREW 6-32 .0375
17	1	6774	99-9994	REV 03	SHIM .063 THK, DOOR HINGE
16	1	5967	99-9993	REV 03	SHIM .125 THK, DOOR HINGE
15	2	8292	-	REV -	MACH. SCREW 10-32 x .750 S/S PHILLIPS PAN HEAD
14	2	8289	-	REV -	LOCK WASHER S/S SPLIT FOR BOLT #10 S/S
13	1	99-15334	99-15334	REV 00	HOLDING PLATE, RHS
12	1	99-15397	99-15397	REV 00	SHIM, HOLDING PLATE, 1/32"
11	1	99-15396	99-15396	REV 00	SHIM, HOLDING PLATE, 1/16"
10	1	7486	-	REV	SPRING PLUNGER PRESS FIT 1/2"
9	1	99-15398	99-15398	REV 00	SHIM, DOOR DETENT, 1/32"
8	1	99-15355	99-15355	REV 01	WELDMENT DOOR DETENT, RHS
7	2	11417	-	REV -	MACH. SCREW 6-32 x .375 S/S PHILLIPS TRUSS HEAD
6	1	99-15153	99-15153	REV 02	CLADDING, OUTER GLASS, RHS
5	1	99-15160	99-15160	REV 05	RIGHT DOOR, INNER GLASS SUBASSY, SINGLE AXIS
4	1	5972	-	REV -	CLEVIS PIN S/S 3/16 x 2-1/2
3	1	5970	-	REV -	CLEVIS PIN S/S 3/16 x 3"
2	1	99-15170	99-15170	REV 06	RIGHT DOOR, I-GC, OUTER GLASS SUBASSY, SINGLE AXIS
1	2	99-15185	99-15185	REV 03	HINGE, CHASSIS, RHS

ITEM	QTY	PART	DRAWING	DESCRIPTION
THIRD ANGLE PROJECTION				
CATEGORY: INF-GC FD		WEIGHT (LB): 41.11		PARENT ASSY: 99-15454
MATERIAL: SEE BOM				
PART NAME: RIGHT DOOR, COMPLETE ASSEMBLY				
DRAWN BY: MIKHAIL O.		PART NO: 99-15325		DRAWING NO: 99-15325
APPROVED BY:				
DATE: 24-MAR-14		SCALE: 1:8		PAPER SIZE: B SHEET: 1 OF 1
		HARDT EQUIPMENT MANUFACTURING INC. Responsive, Reliable Solutions		
TEL: (614) 631-7271 FAX: (614) 631-7172				



REV	DESCRIPTION	CCR	BY	DATE
03	ITEM 99-15164 REVISED	#2337	RD	2015-10-13
04	ADD NOTE FOR SERVICE BULLETIN SVC-016-0025-01	#2438	MN	2016-02-09
05	ITEM 99-14567 REMOVED ITEM 6940 BOTTOM REPLACED BY 99-16796 ITEMS 99-10450 - 99-14163 REVISED	#2567	JFM	2016-10-12

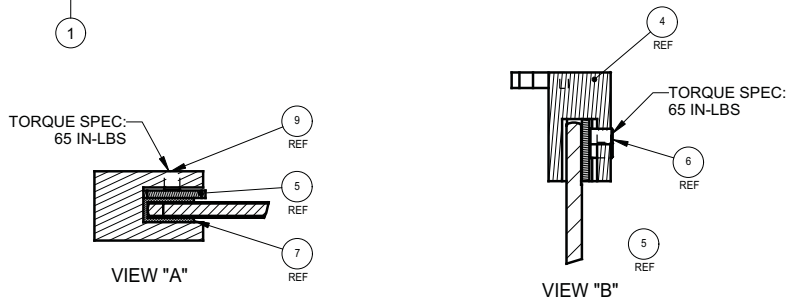
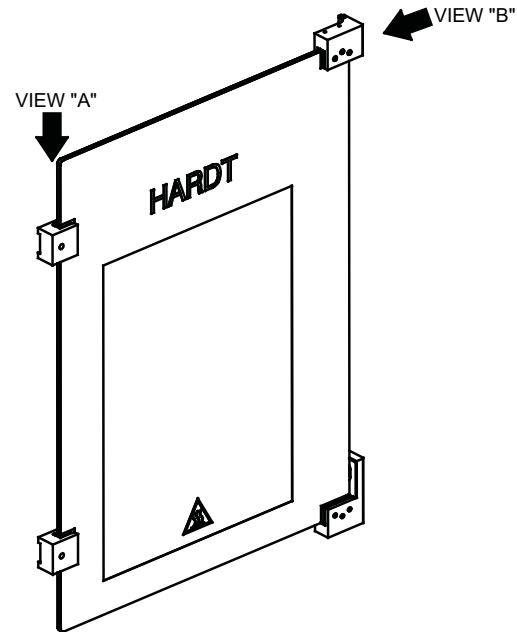
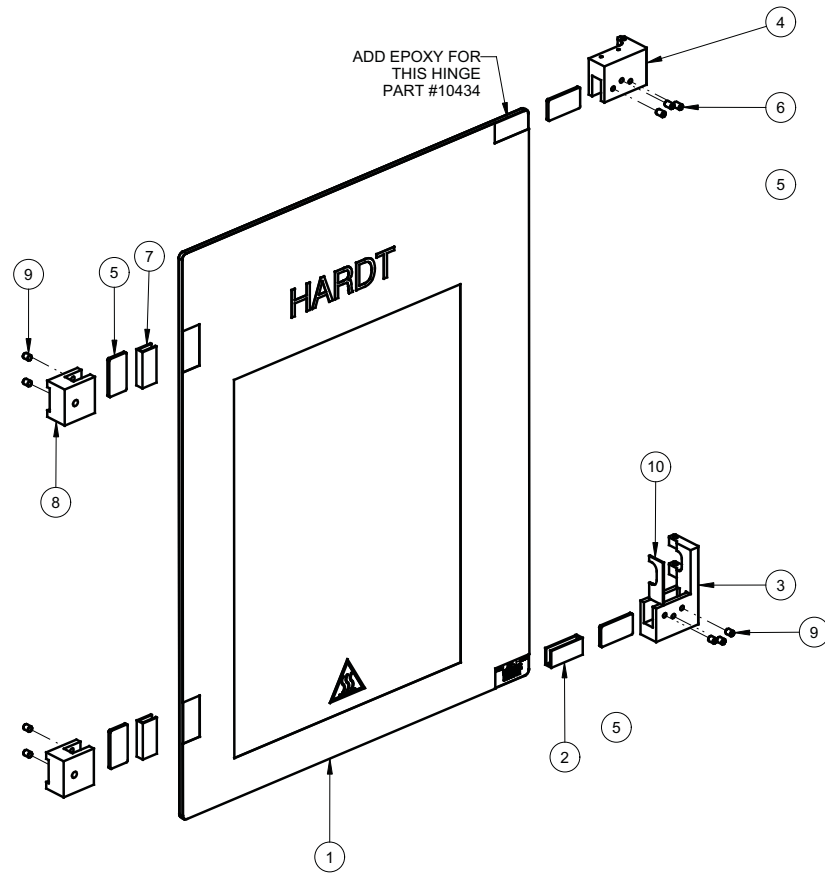
REV	DESCRIPTION	REV	DESCRIPTION
15	1 7825 -	REV	LOCK WASHER S/S REGULAR FOR BOLT #6 S/S
14	1 11126 -	REV	WASHER, FLAT, S/S, #6
13	2 11549 -	REV -	ACORN NUT 6-32, SS
12	3 8533 -	REV	MACH. SCREW 6-32X.250 SS PHILLIPS TRUSS HEAD
11	1 99-14163 99-14163	REV 03	BRACKET, TRIM
10	1 99-15164 99-15164	REV 03	TRIM, INNER DOOR, RHS
9	1 99-15163 99-15163	REV 02	TRIM, MAGNETIC, INNER GLASS, RHS
8	6 8627 -	REV -	SET SCREW 1/4-20X5/16"
7	2 6662 99-10450	REV 05	PLATE, HINGE
6	1 -	REV 03	HINGE, BOTTOM, INNER, RHS, ASSEMBLY
5	1 99-15161 99-15161	REV 04	HINGE, TOP, INNER, RHS
4	1 10421 -	REV	RTV SILICONE (HI TEMPERATURE)
3	1 99-16796 99-16796	REV 01	GASKET PYRO-TEX BOTTOM HINGE INNER DOOR
2	1 6940 99-10991	REV 01	GASKET PYRO-TEX, PRE-CUT
1	1 99-15148 99-15148	REV 01	GLASS, INNER

ITEM	QTY	PART	DRAWING	DESCRIPTION
15	1	7825	-	LOCK WASHER S/S REGULAR FOR BOLT #6 S/S
14	1	11126	-	WASHER, FLAT, S/S, #6
13	2	11549	-	ACORN NUT 6-32, SS
12	3	8533	-	MACH. SCREW 6-32X.250 SS PHILLIPS TRUSS HEAD
11	1	99-14163	99-14163	BRACKET, TRIM
10	1	99-15164	99-15164	TRIM, INNER DOOR, RHS
9	1	99-15163	99-15163	TRIM, MAGNETIC, INNER GLASS, RHS
8	6	8627	-	SET SCREW 1/4-20X5/16"
7	2	6662	99-10450	PLATE, HINGE
6	1	-	99-15278	HINGE, BOTTOM, INNER, RHS, ASSEMBLY
5	1	99-15161	99-15161	HINGE, TOP, INNER, RHS
4	1	10421	-	RTV SILICONE (HI TEMPERATURE)
3	1	99-16796	99-16796	GASKET PYRO-TEX BOTTOM HINGE INNER DOOR
2	1	6940	99-10991	GASKET PYRO-TEX, PRE-CUT
1	1	99-15148	99-15148	GLASS, INNER

THIRD ANGLE PROJECTION	CATEGORY: INF-GC FD	WEIGHT (LB): 15.08	PARENT ASSY: 99-15325
MATERIAL: SEE BOM	FINISH: -		
PART NAME: RIGHT DOOR, INNER GLASS SUBASSY, SINGLE AXIS			
DRAWN BY: JUAN M.	PART NO: 99-15160	DRAWING NO: 99-15160	
APPROVED BY:	DATE: 20-JAN-2014	SCALE: 1:8	PAPER SIZE: B SHEET: 1 OF 1
HARDT Responsive, Reliable Solutions		HARDT EQUIPMENT MANUFACTURING INC TEL: (614) 631-7271 FAX: (614) 631-7172	

THE INFORMATION CONTAINED HEREIN IS THE PROPERTY OF HARDT EQUIPMENT MANUFACTURING INC. ANY REPRODUCTION, DISCLOSURE OR USE THEREOF IS PERMITTED ONLY AS PROVIDED BY CONTRACT, OR AS AUTHORIZED IN WRITING BY HARDT EQUIPMENT MANUFACTURING INC.

REV	DESCRIPTION	CCR	BY	DATE
00	ORIGINAL RELEASE	-	MN	24-JAN-14
01	ITEMS 9-15167, 99-15168 REVISED	#2046	RD	27-JUN-14
02	ADDED GASKET 99-15323	#2078	ZL	04-AUG-14
03	REMOVE ITEMS #8300 & #6779	#2392	MN	2016-01-05
04	ADD NOTE FOR SERVICE BULLETIN SVC-016-0025-01	#2438	MN	2016-02-09

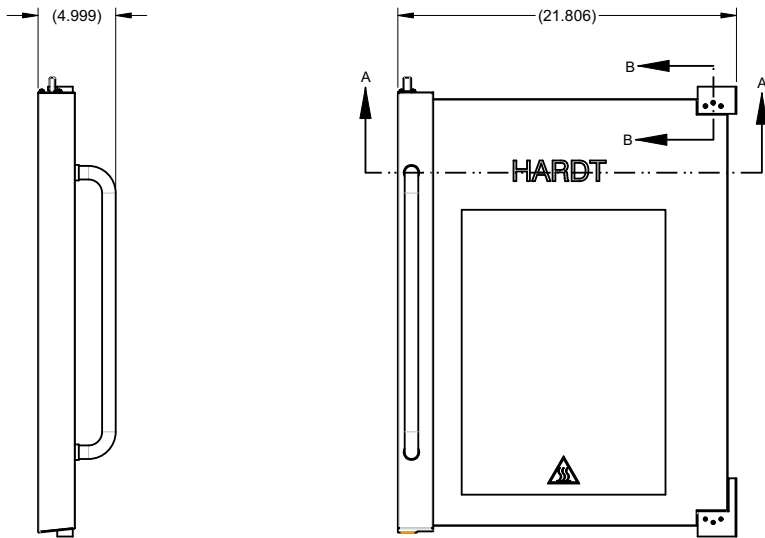


10	1	99-15323	99-15323	REV 01	GASKET, RHS
9	7	8627	-	REV -	SET SCREW S/S CUP POINT 1/4-20 x 5/16"
8	2	6798	99-12423	REV 04	CLAMP, DOOR HANDLE
7	2	6659	99-10997	REV 02	GASKET PYRO-TEX 1-3/4" x 1-7/8"
6	3	8563	-	REV -	SET SCREW S/S CUP POINT 1/4-20 x 3/8"
5	4	6662	99-10450	REV 05	PLATE, HINGE
4	1	99-15167	99-15167	REV 01	HINGE, TOP, OUTER, RHS
3	1	99-15168	99-15168	REV 02	HINGE, BOTTOM, OUTER, RHS
2	1	6940	99-10991	REV 01	GASKET PYRO-TEX, PRE-CUT
1	1	99-15376	99-15376	REV 01	GLASS, OUTER, RHS, HARDT

ITEM	QTY	PART	DRAWING	DESCRIPTION
THIRD ANGLE PROJECTION				
CATEGORY:		INF-GC FD	WEIGHT (LB):	16.91
MATERIAL:		SEE BOM		PARENT ASSY: 99-15170
PART NAME:		RIGHT DOOR, OUTER GLASS REPLACEMENT, SINGLE AXIS		
DRAWN BY:		ZHANBO LI	PART NO:	-
APPROVED BY:		99-15165		
DATE:		24-JAN-14	SCALE:	3:16
PAPER SIZE:		B	SHEET:	1 OF 1
		HARDT HARDT EQUIPMENT MANUFACTURING INC Responsive, Reliable Solutions TEL: (614) 631-7271 FAX: (614) 631-7172		

NOTE:
INCLUDE SERVICE BULLETIN SVC-016-0025-01

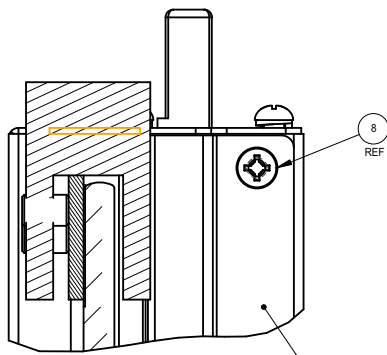




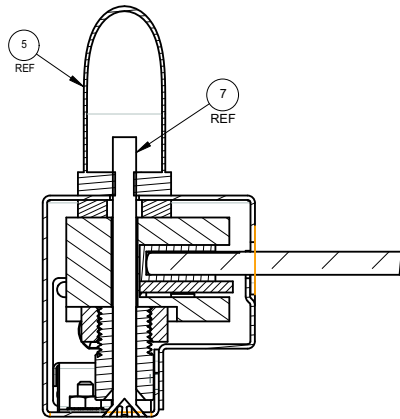
SEE DETAIL A



SECTION A-A

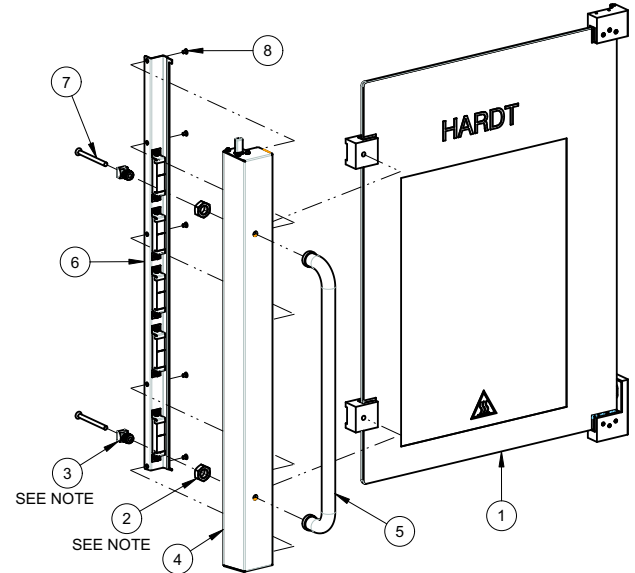



SECTION B-B
SCALE 1:1



DETAIL A
SCALE 3:4

NOTE:
ITEMS #8300 AND #6779 TO BE USED ONLY FOR ALIGNMENT PURPOSES, IF REQUIRED



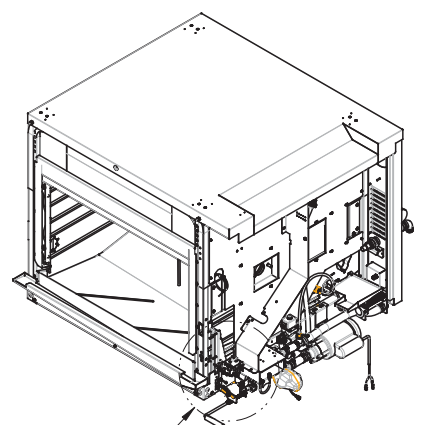
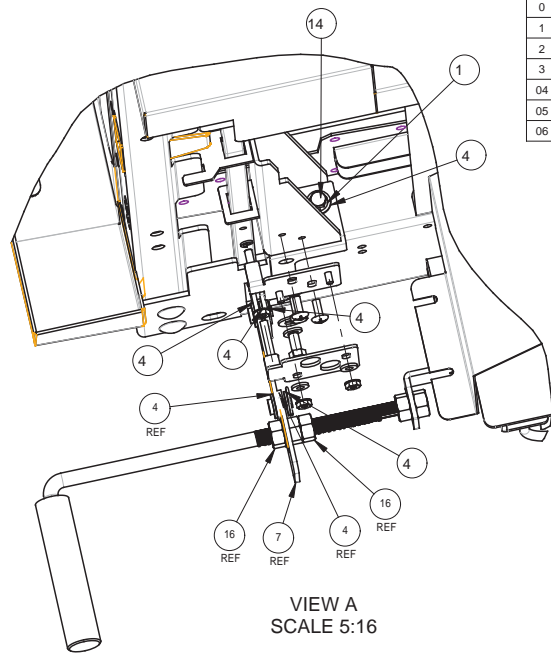
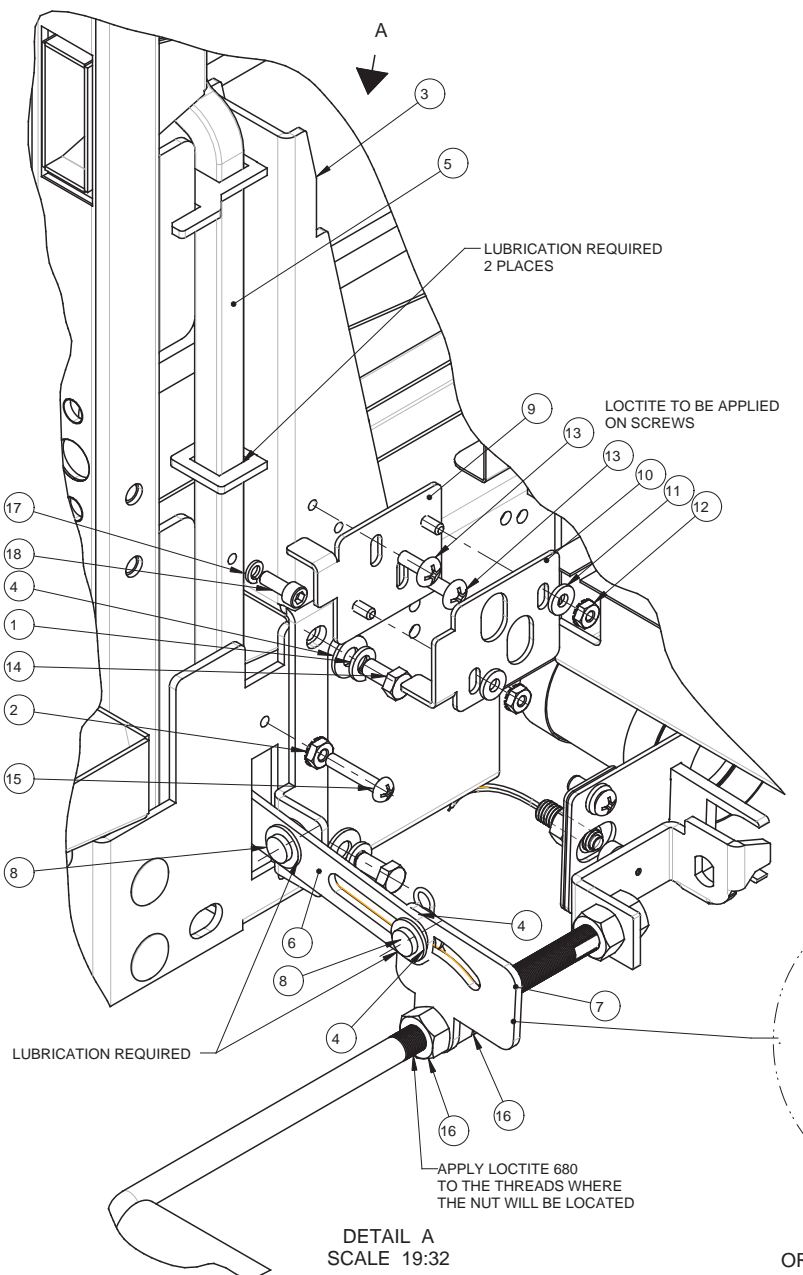
REV	DESCRIPTION	CCR	BY	DATE
00	ORIGINAL RELEASE	-	MN	24-JAN-14
01	ITEM 99-15165 REVISED	#2546	RD	27-JUN-14
02	ITEM 99-15395 REVISED	#2086	RD	09-JUL-14
03	ITEM 99-15395 REVISED	#2159	RD	17-FEB-15
04	ITEM 99-15395 REVISED	#2305	RD	2015-08-10
05	ADD ITEMS #8300 & #6779	#2392	MN	2016-01-05
06	ITEM 99-15395 REVISED	3079	JX	2020-10-28

8	5	8530	-	REV -	SCREW PHILLIPS FLAT S/S U/CUT #8-32 x 1/4" LONG
7	2	8590	-	REV -	SCREW PHILLIPS C/S S/S 1/4-20 x 3" LONG
6	1	99-15158	99-15158	REV 00	ASSEMBLY, INNER RIGHT SIDE CLADDING - WITH MAGNET
5	1	6009	-	REV -	HANDLE DOOR S/S 7/8" OD x 18" C-C WIDTH
4	1	99-15395	99-15395	REV 05	CLADDING, HANDLE, OUTER RIGHT SIDE, w/STRIKER
3	2	6779	99-12207	REV 03	BUSHING, HANDLE, SQ. HEAD w/ EXT. THREAD 5/8-18
2	2	8300	-	REV -	HEX JAM NUT 5/8-18 UNF, ZINC-PLATED
1	1	99-15165	99-15165	REV 03	RIGHT DOOR, OUTER GLASS REPLACEMENT, SINGLE AXIS
ITEM	QTY	PART	DRAWING		DESCRIPTION

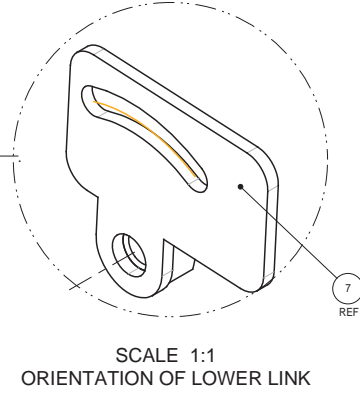
06

THIRD ANGLE PROJECTION		CATEGORY:	INF-GC FD	WEIGHT (LB):	21.99	PARENT ASSY:	99-15325
		MATERIAL:	SEE BOM			FINISH:	-
ALL DIMENSIONS ARE IN INCHES UNLESS SPECIFIED OTHERWISE. TOLERANCES ARE:		RIGHT DOOR, I-GC, OUTER GLASS SUBASSY, SINGLE AXIS					
FRACTIONS: ±1/32		DRAWN BY:	R.DIMITROV	PART NO.:	99-15170	DRAWING NO.:	99-15170
ANGLE: ±1°		APPROVED BY:		DATE:	24-JAN-14	SCALE:	1:8
BLANK: .X: ±0.05				PAPER SIZE:	B	SHEET:	1 OF 1
.XX: ±0.015				HARDT EQUIPMENT MANUFACTURING INC.			
.XXX: ±0.005		Responsive, Reliable Solutions		TEL: (614) 631-7271 FAX: (614) 631-7172			

REV	DESCRIPTION	CCR	BY	DATE
0	ORIGINAL RELEASE		ZL	01-AUG-11
1	#6580		RD	18-OCT-11
2	#7397		RD	29-OCT-12
3	DOOR LOCK COMPONENT UPDATED TO CASTED PARTS	#1819	MN	10-JUN-13
04	LOCTITE 680 APPLICATION TO NUT ON MANUAL VALVES	#1886	MN	17-JAN-14
05	REPLACE 99-15040 WITH 99-14545, UPDATE BOM (SOME ITEMS REMOVED)		RD	2017-01-09
06	REVISED PART NAME		PGS	2019-08-21



ITEM	QTY	PART	DRAWING	DESCRIPTION	SERVICE NO
18	1	8143	-	REV - SCREW CAP BLK 10-32 x 1/2" LG	8143
17	1	8289	-	REV - LOCK WASHER S/S SPLIT FOR BOLT #10 S/S	8289
16	2	8285	-	REV - HEX NUT 3/8-16, S/S	8285
15	1	8393	-	REV - MACH. SCREW 10-32 x 1.000 S/S PHILLIPS ROUND HEAD	8393
14	3	8505	-	REV - BOLT HEX HEAD 1/4-20 x 1/2" LONG, S/S	8505
13	2	5760	-	REV - MACH. SCREW 10-32 x 1/2 S/S PHILPS TRUSS HEAD	5760
12	8	11135	-	REV - NUT, K-LOCK, S/S, #8-32	11135
11	2	11134	-	REV - WASHER, FLAT, S/S, #8	11134
10	1	99-14459	99-14459	REV 1 BRACKET, STOP, BOTTOM LIMIT	99-14459
9	1	99-14185	99-14185	REV 3 BRACKET, STOP	99-14185
8	2	8606	-	REV 0 CLEVIS PIN S/S, W/COTTER PIN, 1/4" X 1/2"	8606
7	1	99-14183	99-14183	REV 3 LINK, LOWER ASSY	99-14183
6	1	99-14089	99-14089	REV 3 LINK, STRIKER	99-14089
5	1	99-14718	99-14718	REV 1 ROD, STRIKER, FULL CASTED	99-14718
4	13	8290	-	REV - WASHER, FLAT, S/S, 1/4"	8290
3	1	99-14545	99-14545	REV 01 BRACKET SUPPORT STRIKER	99-14545
2	2	11128	-	REV - K-LOCKNUT S/S 10-32	11128
1	10	8327	-	REV - LOCK WASHER S/S SPLIT FOR BOLT 1/4 S/S	8327

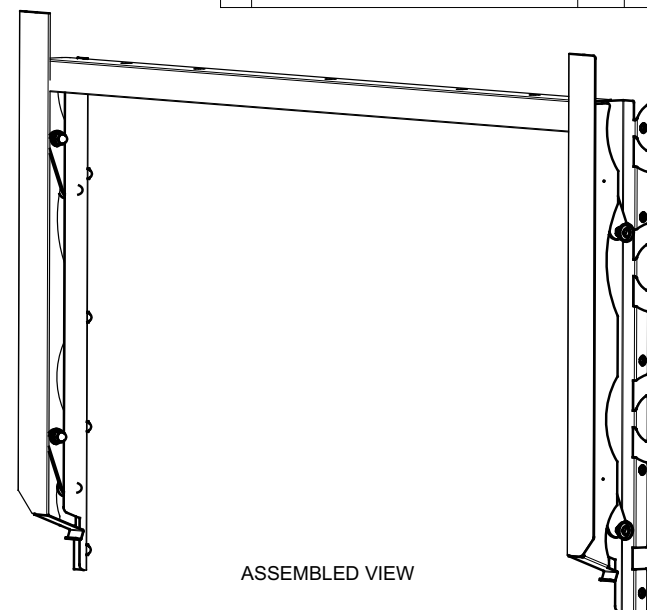
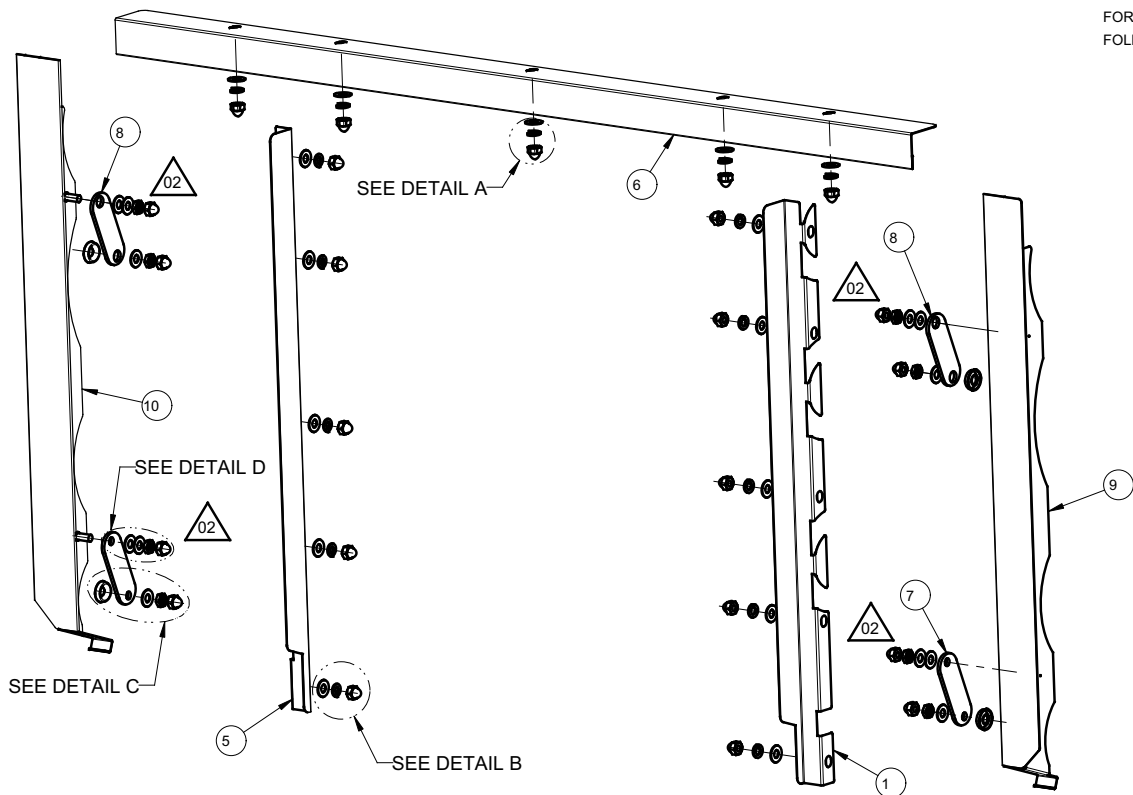


DETAIL A
SCALE 19:32

PART NAME: COMPONENTS, DOOR LOCK			
WHERE USED: INF-GC/4500			
MATERIAL: SEE BOM			
FINISH: -			
DRAWN BY: R.DIMITROV		PART NO: -	
APPROVED BY:		DRAWING NO: 99-14281	
		REV: 06	
SCALE: 3:64		PAPER SIZE: B	
SHEET: 1 OF 1		HARDT Responsive, Reliable Solutions	

NOTE
FOR ASSEMBLY OF "DETAIL C" & "DETAIL D"
FOLLOW THE PROCEDURE DOCUMENT

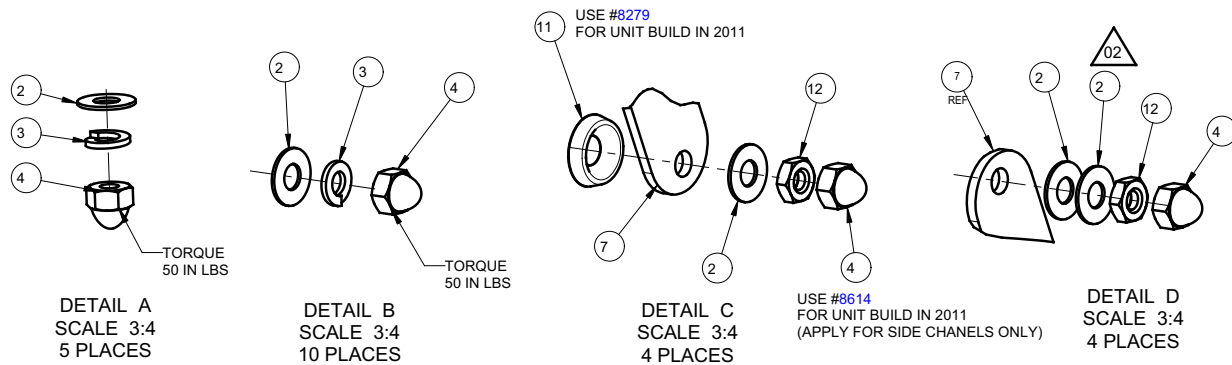
REV	DESCRIPTION	CCR	BY	DATE
0	ORIGINAL RELEASE		RD	12-JAN-12
1	#7353		RD	28-SEP-12
02	ADD 4 WASHER #8290, ITEM #99-14160 REVISED	#2096	RD	15-SEP-14



ASSEMBLED VIEW

VERSION 2012 AND BEYOND

ITEM	QTY	PART	DRAWING	DESCRIPTION
12	8	8625		HEX NUT 1/4-20 BRASS CROME PLATED
11	4	8568		WASHER CUP S/S 1/4"
10	1	99-14160	99-14160	CHANNEL, LEFT, DOOR SEAL KIT
9	1	99-14161	99-14161	CHANNEL, RIGHT, DOOR SEAL KIT
8	2	99-14237	99-14237	BRACKET, LINK, SEAL KIT
7	2	99-14340	99-14340	BRACKET, LINK, SEAL KIT
6	1	99-14245	99-14245	CHANNEL, TOP, DOOR SEAL KIT
5	1	99-14248	99-14248	DEFLECTOR, LEFT, SEAL KIT
4	23	8626	-	ACORN NUT 1/4-20, BRASS CROME PLATED
3	15	8327	-	LOCK WASHER S/S REGULAR FOR BOLT 1/4 S/S
2	27	8290	-	WASHER, FLAT, S/S, 1/4"
1	1	99-14247	99-14247	DEFLECTOR, RIGHT, SEAL KIT



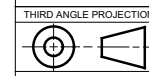
DETAIL A
SCALE 3:4
5 PLACES

DETAIL B
SCALE 3:4
10 PLACES

DETAIL C
SCALE 3:4
4 PLACES

USE #8614
FOR UNIT BUILD IN 2011
(APPLY FOR SIDE CHANNELS ONLY)

DETAIL D
SCALE 3:4
4 PLACES



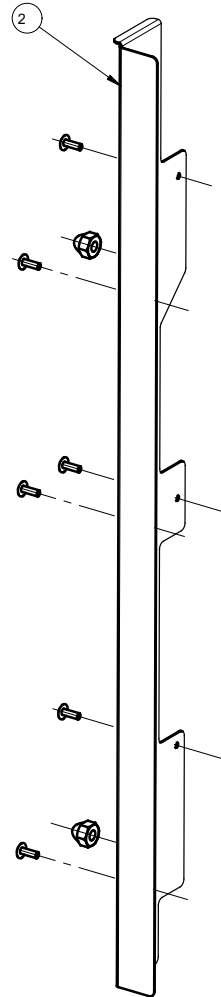
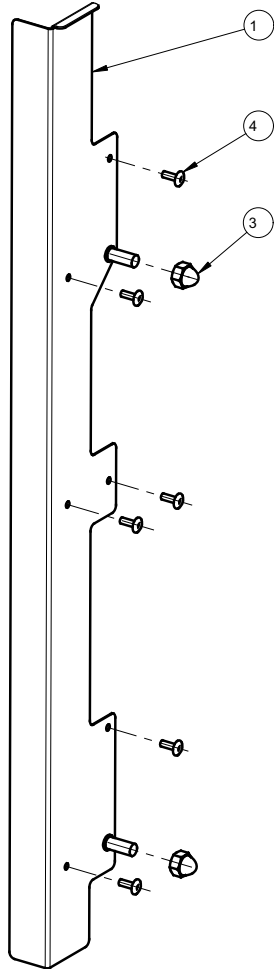
THIRD ANGLE PROJECTION
ALL DIMENSIONS ARE IN INCHES
UNLESS SPECIFIED OTHERWISE
TOLERANCES ARE:
FRACTIONS: ±1/32
ANGLE: ±1°
BLANK: X: ±0.1
XX: ±0.01
XXX: ±0.005

CATEGORY:	INF-GC	WEIGHT (LB):	-	PARENT ASSY:	-
MATERIAL:	SEE BOM			FINISH:	-
CUT SIZE:	-			BEND ALL:	-
PART NAME:	KIT, DOOR SEAL, INF-GC				
DRAWN BY:	R.DIMITROV	PART NO.:	-	DRAWING NO.:	99-14418
APPROVED BY:		DATE:	11-JAN-12	SCALE:	7:32
		PAPER SIZE:	B	SHEET:	1 OF 1
HARDT EQUIPMENT MANUFACTURING INC. 1756 50 AVE. LACHINE, QUEBEC, CANADA H8T 2V5 TEL: (514) 631-7271 FAX: (514) 631-7172					

THINK SAFETY - REMOVE ALL BURRS, SHARP EDGES AND CORNERS

THE FLAT VIEW IS SHOWN FOR REFERENCE ONLY, THE VENDOR IS RESPONSIBLE FOR PROVIDING THE CORRECT FLAT IN ORDER TO OBTAIN THE FINISHED PART AS DIMENSIONED.

REV	DESCRIPTION	BY	DATE
0	ORIGINAL RELEASE	RD	20-FEB-12



FOR UNIT 2012 AND BEYOND

ITEM	QTY	PART	DRAWING	DESCRIPTION
4	12	823 S/S	-	POP RIVET 1/8" DIA S/S
3	4	8609	-	ACORN NUT 1/4-20, SS
2	1	99-14419	99-14419	REPLACEMENT PLATE ,RHS, SEAL KIT
1	1	99-14420	99-14420	REPLACEMENT PLATE ,LHS, SEAL KIT

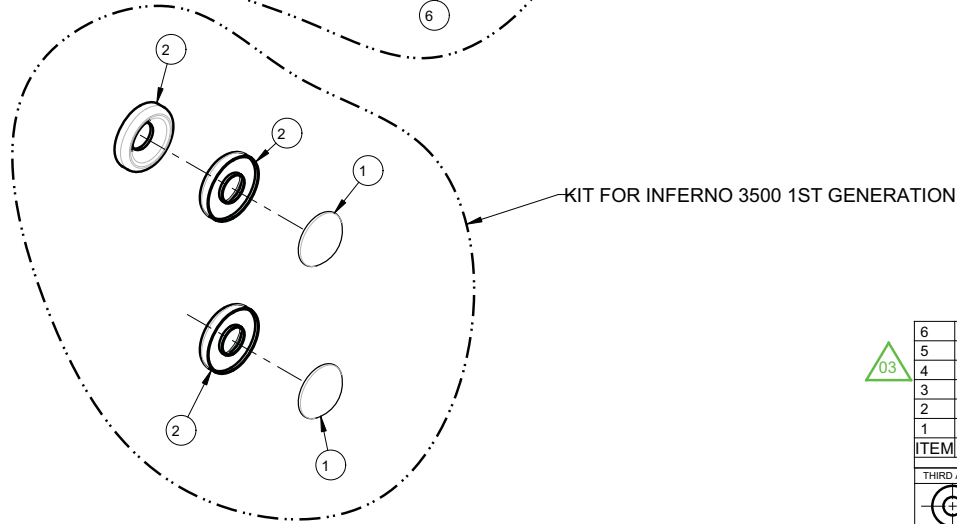
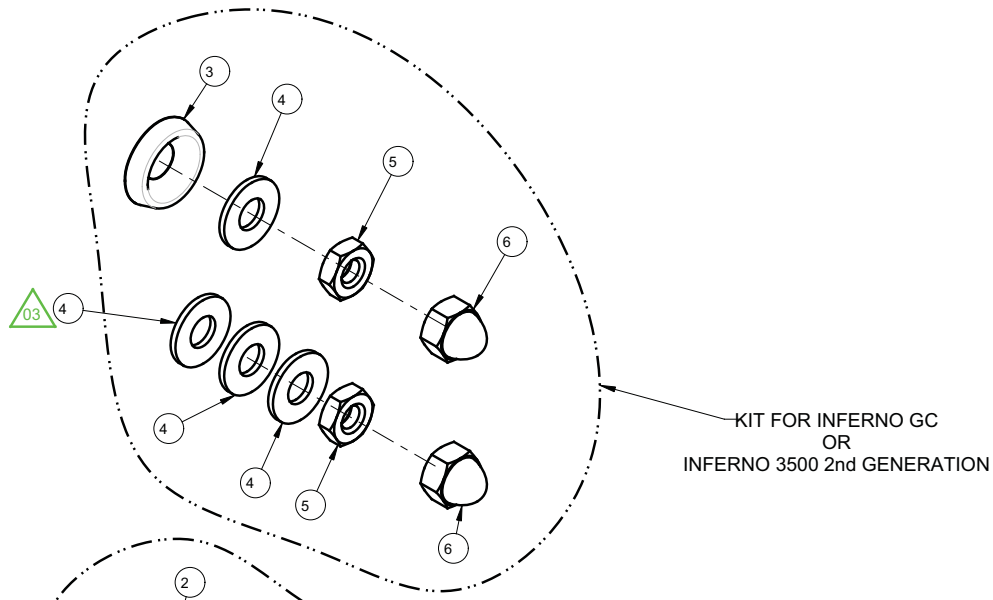
THIRD ANGLE PROJECTION		CATEGORY: INF-GC	WEIGHT (LB): 0.00	PARENT ASSY: -
		MATERIAL: SEE BOM		FINISH: -
ALL DIMENSIONS ARE IN INCHES UNLESS SPECIFIED OTHERWISE TOLERANCES ARE: FRACTIONS: ±1/32 ANGLE: ±1° BLANK: .X: ±0.1 .XX: ±0.01 .XXX: ±0.005		CUT SIZE: -		BEND ALL: -
PART NAME: SERVICE KIT, REPLACEMENT SEAL KIT		DRAWN BY: R.DIMITROV	PART NO: -	DRAWING NO: 99-14452
APPROVED BY:		DATE: 20-FEB-12	SCALE: 13:32	PAPER SIZE: B
SHEET: 1 OF 1		HARDT EQUIPMENT MANUFACTURING INC. 1756 50 AVE. LACHINE, QUEBEC, CANADA H8T 2V5 TEL: (514) 631-7271 FAX: (514) 631-7172		

FEATURE MARKED ARE CRITICAL TO QUALITY

F FIT AND FUNCTION

A APPEARANCE

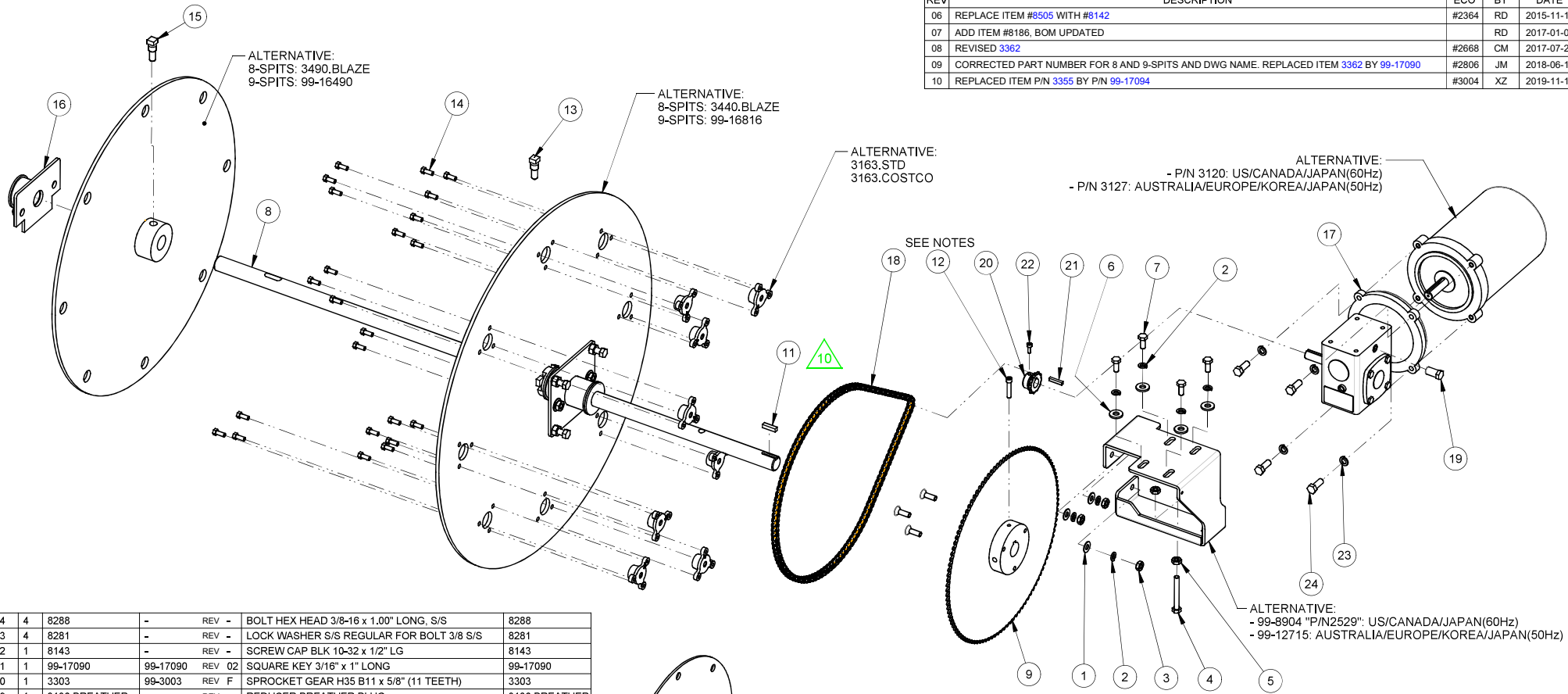
REV	DESCRIPTION	CCR	BY	DATE
0	ORIGINAL RELEASE	#1723	PGS	14-FEB-13
01	ADD WASHER #8290	#2096	RD	28-JUL-14
02	RELOCATE A WASHER #8290		RD	30-MAR-15
03	ADD A WASHER	#2351	RD	2015-11-02



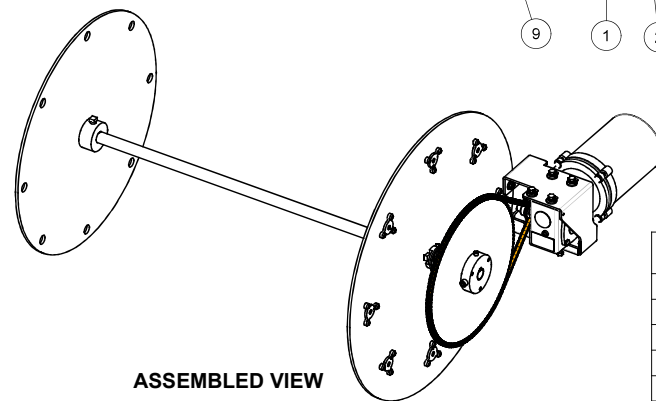
6	2	8626	-	REV -	ACORN NUT 1/4-20, BRASS CROME PLATED
5	2	8625	-	REV	HEX NUT 1/4-20 BRASS CROME PLATED
4	4	8290	-	REV	WASHER, FLAT, S/S, 1/4"
3	1	8568	-	REV	WASHER CUP S/S 1/4"
2	3	8279	-	REV	WASHER S/S OPEN CUP NO. 10
1	2	8535	8535	REV 0	PUSH CAP NUT S/S 3/16 W/WASHER INSERT
ITEM	QTY	PART	DRAWING		DESCRIPTION

THIRD ANGLE PROJECTION	CATEGORY: INF-GC/3500	WEIGHT (LB): 0.12	PARENT ASSY: -
	MATERIAL: SEE BOM	FINISH: -	
ALL DIMENSIONS ARE IN INCHES UNLESS SPECIFIED OTHERWISE. TOLERANCES ARE: FRACTIONS: ±1/32 ANGLE: ±1° BLANK: .X: ±0.05 .XX: ±0.015 .XXX: ±0.005	PART NAME: UNIVERSAL SEAL KIT, HARDWARE REPLACEMENT SET		
DRAWN BY: R.DIMITROV	PART NO: 99-14898	DRAWING NO: 99-14898	
APPROVED BY:	DATE: 14-FEB-13	SCALE: 1:1	PAPER SIZE: B SHEET: 1 OF 1
	HARDT EQUIPMENT MANUFACTURING INC Responsive, Reliable Solutions TEL: (514) 631-7271 FAX: (514) 631-7172		

REV	DESCRIPTION	ECO	BY	DATE
06	REPLACE ITEM #8505 WITH #8142	#2364	RD	2015-11-11
07	ADD ITEM #8186, BOM UPDATED		RD	2017-01-09
08	REVISED 3362	#2668	CM	2017-07-21
09	CORRECTED PART NUMBER FOR 8 AND 9-SPITS AND DWG NAME. REPLACED ITEM 3362 BY 99-17090	#2806	JM	2018-06-12
10	REPLACED ITEM P/N 3355 BY P/N 99-17094	#3004	XZ	2019-11-11



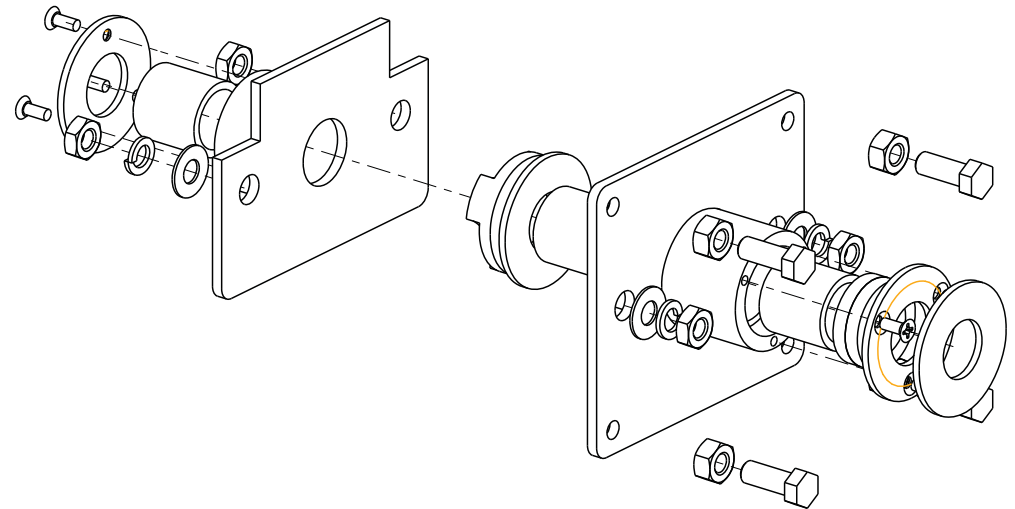
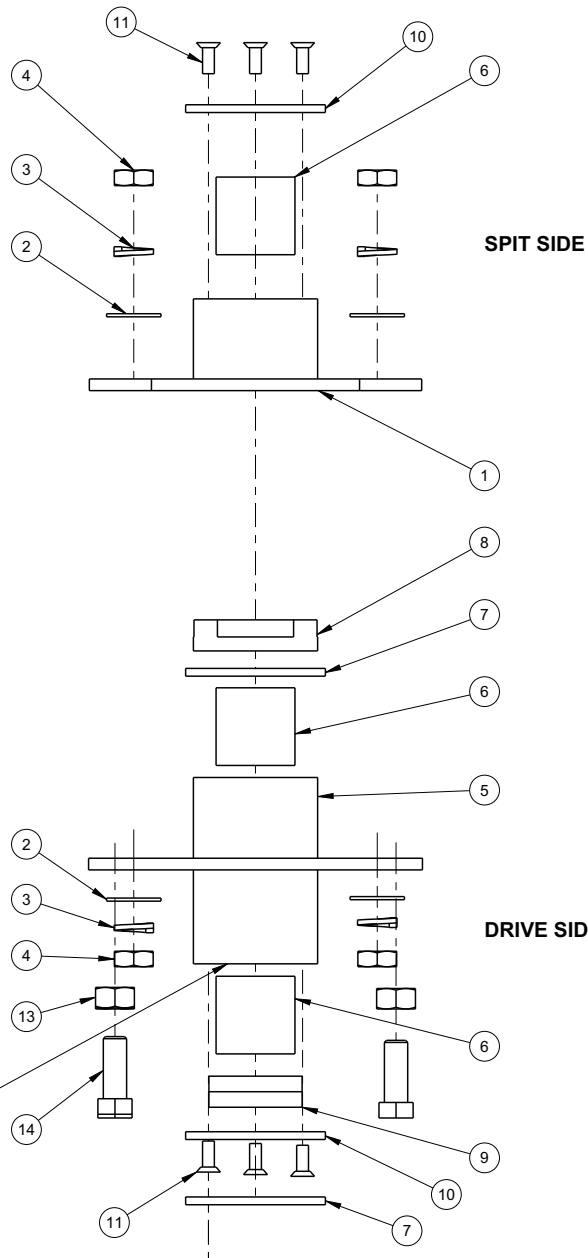
24	4	8288	-	REV -	BOLT HEX HEAD 3/8-16 x 1.00" LONG, S/S	8288
23	4	8281	-	REV -	LOCK WASHER S/S REGULAR FOR BOLT 3/8 S/S	8281
22	1	8143	-	REV -	SCREW CAP BLK 10-32 x 1/2" LG	8143
21	1	99-17090	99-17090	REV 02	SQUARE KEY 3/16" x 1" LONG	99-17090
20	1	3303	99-3003	REV F	SPROCKET GEAR H35 B11 x 5/8" (11 TEETH)	3303
19	1	3130.BREATHER	-	REV -	REDUCER BREATHER PLUG	3130.BREATHER
18	1	6816	-	REV -	CHAIN, 46.5", SMALL SPROCKET	6816
17	1	3130.PUR	-	REV -	REDUCER, RIGHT-HAND	3130.PUR
16	1	6384	99-11633	REV 06	KIT, BUSHING	6384
15	1	8703	99-0088	REV 01	SET SCREW, SQ HEAD, FLAT POINT, DRIVE ASSY	8703
14	24	8142	-	REV -	BOLT HEX S/S 1/4-20 x 5/8 NC	8142
13	1	8702	99-0059	REV 01	SET SCREW, SQ HEAD, CONE POINT, DRIVE ASSY	8702
12	1	8435	-	REV -	SCREW CAP BLK 1/4-20x1-1/4"LG	8435
11	1	99-17094	99-17094	REV 02	SQUARE KEY 1/4" x 1" LONG	99-17094
10	3	8186	-	REV -	SCREW CAP SOCKET FLAT BLACK 5/16-18 x 1"	8186
9	1	6493	99-0856	REV 04	SPROCKET ASSEMBLY, DRIVE ASSY	6493
8	1	3242	99-10860	REV 1	SHAFT, CENTER	3242
7	4	8437	-	REV -	BOLT HEX HEAD 5/16-18 x 3/4" LONG, S/S	8437
6	4	8630	-	REV -	WASHER, FLAT, ZINC, 7/8" OD, 5/16"	8630
5	2	8284	-	REV -	HEX JAM NUT THIN 3/8-27, S/S	8284
4	1	17109	-	REV -	BOLT HEX HEAD 5/16-18 x 2 1/2" LONG	17109
3	3	8329	-	REV -	HEX NUT 5/16-18, ZINC PLATED	8329
2	7	8280	-	REV -	LOCK WASHER S/S SPLIT FOR BOLT 5/16 S/S	8280
1	3	8282	-	REV -	WASHER, FLAT, S/S, 5/16"	8282
ITEM	QTY	PART	DRAWING	DESCRIPTION	SERVICE NO	



ASSEMBLED VIEW

- NOTES:**
1. INSTALL THE SCREW #8435 UNTIL 1/2" THREAD IS REMAINING
 2. APPLY LOCTITE TO THE EXPOSED THREAD
 3. CONTINUE TO INSTALL THE SCREW UNTIL YOU GET 13 FT/LBS

PART NAME:		DRIVE ASSEMBLY, COMPLETE	
WHERE USED:		BLAZE / INF- 3500 / GC / 4500	
MATERIAL:		SEE BOM	
FINISH:		-	
DRAWN BY:	XIN Z.	PART NO:	-
APPROVED BY:		DRAWING NO:	99-14449
		REV:	10
SCALE: 5:32		PAPER SIZE: B	 HARDT Responsive, Reliable Solutions
SHEET: 1 OF 1			



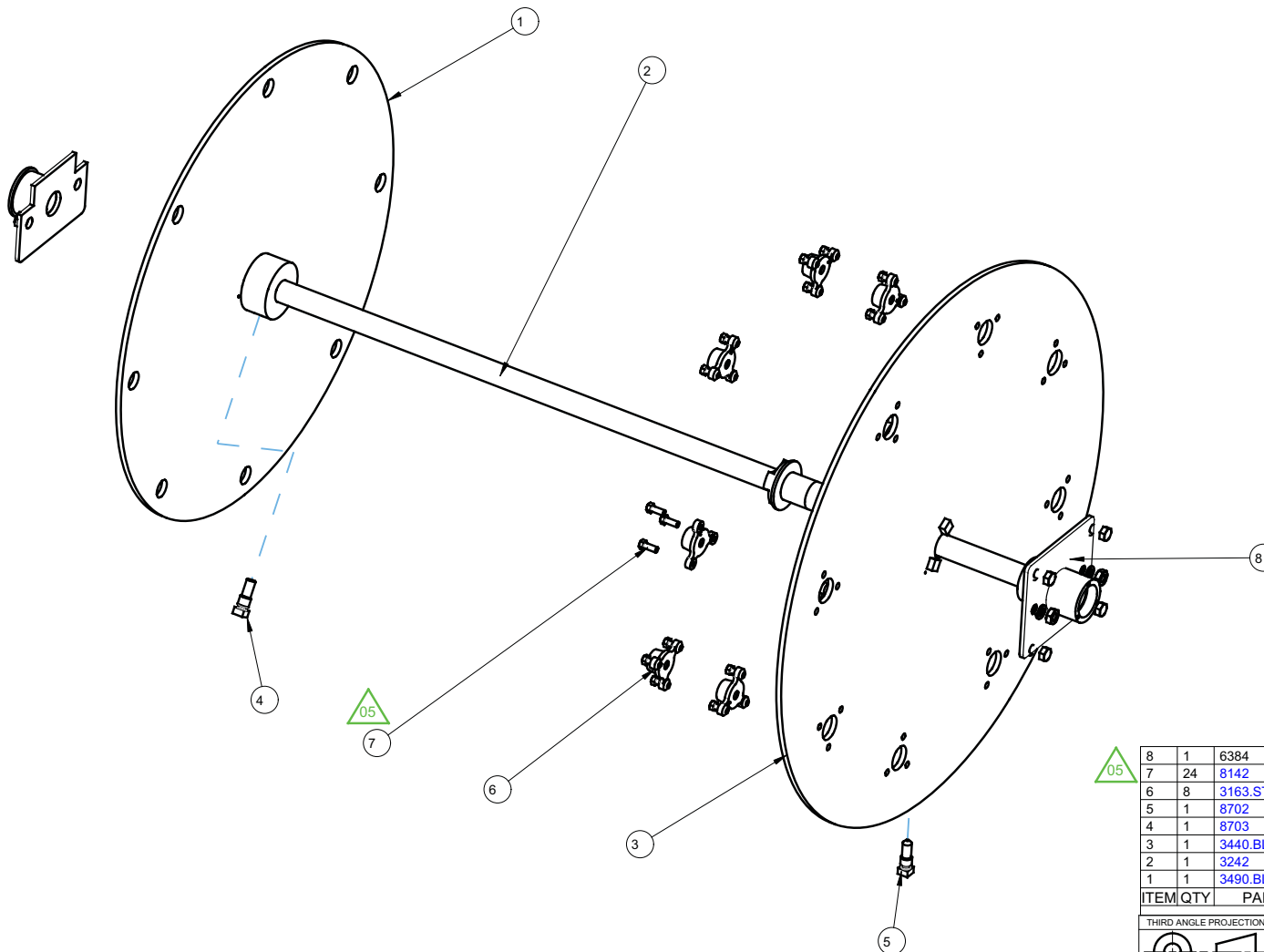
REV	DESCRIPTION	ECO	BY	DATE
0	ORIGINAL RELEASE		MD	23 JAN 09
1	#4934		NL	18-FEB-09
2	4979		MD	03 MAR 09
3	#5548		MD	05-OCT-09
4	SCREW P/N 8527 WAS P/N 8403		MN	22-APR-13
05	REPLACED P/N 8354 WITH P/N 8285, UPDATED ILLUSTRATION		ZL	2015-11-30
06	NO LONGER SELLABLE AS ONE KIT		XZ	2018-09-19
07	BOM REVISED. PART NAME WAS "KIT, BUSHING". P/N WAS 6384	3072	JX	2021-11-30

14	4	8288	-	REV -	BOLT HEX HEAD 3/8-16 x 1.00" LONG, S/S
13	4	8285	-	REV -	HEX NUT 3/8-16, S/S
12	1	6674	-	REV	SILICONE SEALANT ADHESIVE BLK
11	6	8527	-	REV -	SCREW PHILLIPS C/S UNDERCUT S/S #10-32 x 1/2"LONG
10	2	6397	99-11511	REV 02	CAP PACKING
9	1	3832.2-PACK	99-6657	2P REV 00	PACKING SYN. GRAPH. 1/4" SQR BRAID (CUT 5"), 2 PCS
8	1	6396	99-11518	REV 01	SPACER, BUSHING, DRIVE SIDE
7	2	6623	99-3055	REV 01	WASHER, TEFLON 1.000 x 2.250 x .120"
6	3	6619	99-3008	REV 01	BUSHING TEFLON, CENTERSHAFT, 1.270 x 1 x 1.250"
5	1	6398	99-11517	REV 02	BUSHING, CENTERSHAFT DRIVE SIDE
4	4	8354	-	REV -	HEX NUT 3/8-16, ZINC PLATED
3	4	8281	-	REV -	LOCK WASHER S/S SPLIT FOR BOLT 3/8 S/S
2	4	8283	-	REV -	WASHER, FLAT, S/S, 3/8"
1	1	6399	99-11514	REV 02	BUSHING, CENTERSHAFT SUPPORT SIDE



ITEM	QTY	PART	DRAWING	DESCRIPTION
THIRD ANGLE PROJECTION				
CATEGORY: BLAZE/INF-3500/GC		WEIGHT (LB): 7.07		PARENT ASSY: -
MATERIAL: SEE BOM		FINISH: -		BEND ALL: -
CUT SIZE: -		PART NAME: BUSHING ASSEMBLY		
DRAWN BY: JIA HUI XU		PART NO: -		DRAWING NO: 99-11633
APPROVED BY: -		SHEET: 1 OF 1		
DATE: 2018-09-19		SCALE: 1:2		PAPER SIZE: B
HARDT		HARDT EQUIPMENT MANUFACTURING INC.		
1756 50 AVE. LACHINE, QUEBEC, CANADA H8T 2V5 TEL: (514) 631-7271 FAX: (514) 631-7172				

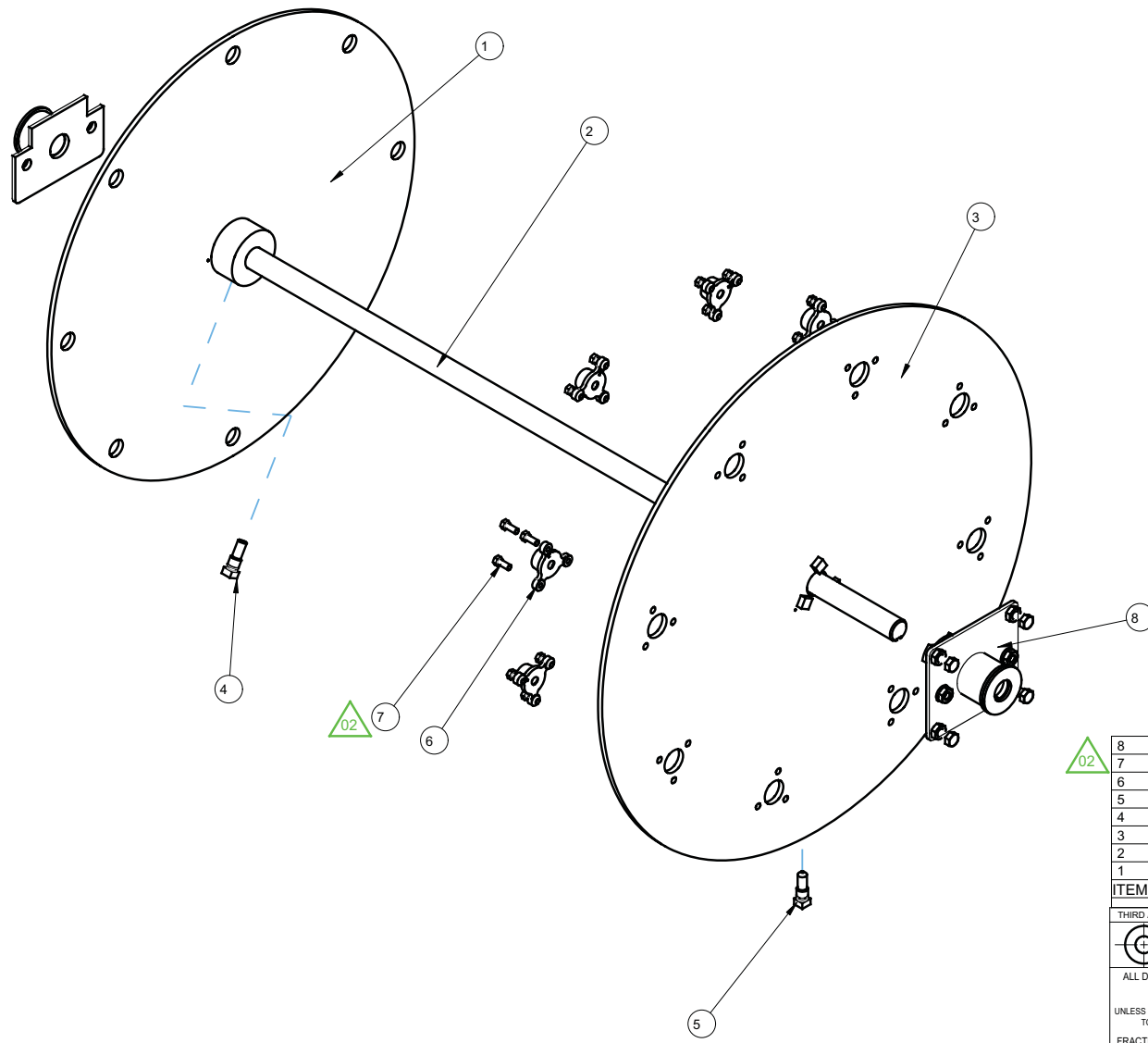
REV	DESCRIPTION	ECO	BY	DATE
0	ORIGINAL RELEASE		JDP	30 JUN 08
1	#4444		NL	17-SEP-08
2	#4641		NL	10-DEC-08
3	#5089		MD	02 APR 09
4	#5701		MD	04 FEB 10
05	REPLACE ITEM #8505 WITH #8142	#2364	RD	2015-11-11



8	1	6384	99-11633	REV 4	KIT, BUSHING
7	24	8142		REV	BOLT HEX HEAD 1/4-20 x 5/8"LG, S/S
6	8	3163.STD	99-10788	REV 3	SOCKET CASTING, SINGLE ROTATION DRIVE, SAM'S
5	1	8702	99-0059	REV -	SET SCREW, SQ HEAD, CONE POINT
4	1	8703	99-0088	REV -	SET SCREW, SQ HEAD, FLAT POINT
3	1	3440.BLAZE	99-10471	REV 0	DRIVE PLATE ASS'Y BLAZE/INF3500
2	1	3242	99-10860	REV 1	SHAFT, CENTER
1	1	3490.BLAZE	99-10470	REV 1	SPIT SUPPORT S/S 21 1/8" 8-SPIT W/HUB

ITEM	QTY	PART	DRAWING	DESCRIPTION
THIRD ANGLE PROJECTION				
CATEGORY: BLAZE/INF3500		WEIGHT (LB): 87.18		PARENT ASSY: -
MATERIAL: SEE BOM		CUT SIZE:		FINISH: -
ALL DIMENSIONS ARE IN INCHES		PART NAME: KIT, DRIVE, REPLACEMENT		BEND ALL: -
UNLESS SPECIFIED OTHERWISE TOLERANCES ARE:		DRAWN BY: R.DIMITROV		PART NO: 6711
FRACTIONS: ±1/32		APPROVED BY:		DRAWING NO: 99-10469
ANGLE: ±1°		DATE: 30 JUN 08		SCALE: 3:64
BLANK: X: ±0.1		PAPER SIZE: B		SHEET: 1 OF 1
XX: ±0.01		HARDT EQUIPMENT MANUFACTURING INC.		
XXX: ±0.005		1756 50 AVE. LACHINE, QUEBEC, CANADA H8T 2V5 TEL: (514) 631-7271 FAX: (514) 631-7172		

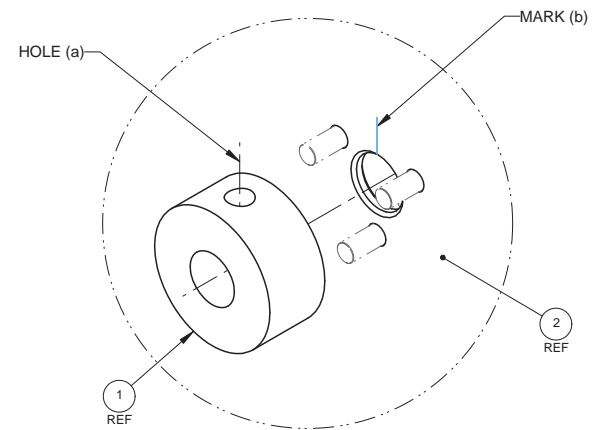
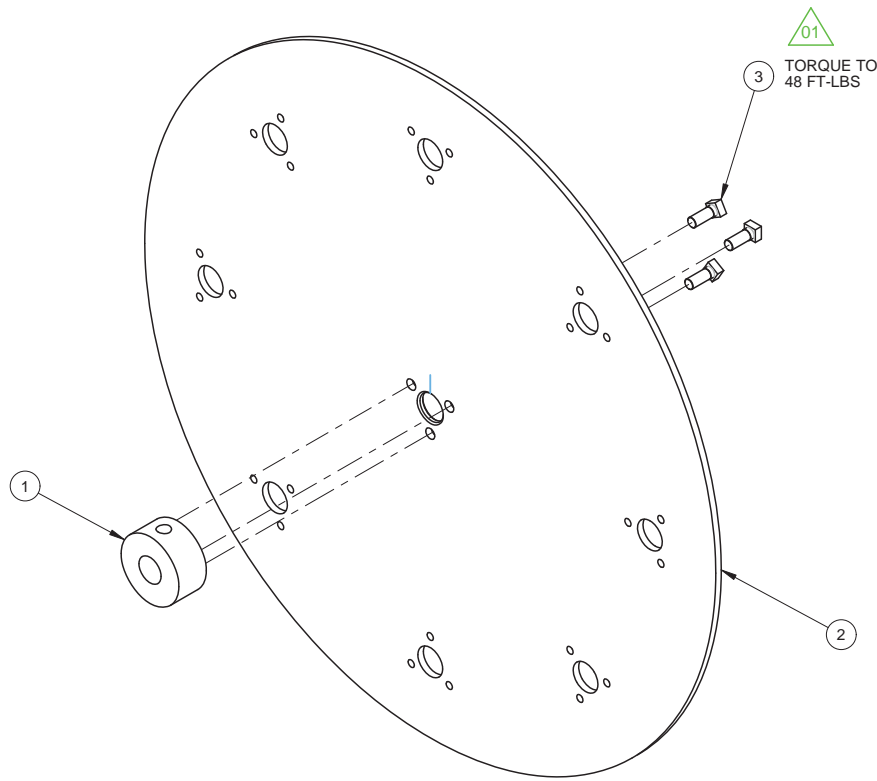
REV	DESCRIPTION	ECO	BY	DATE
0	ORIGINAL RELEASE		MD	02 APR 09
1	#5701		MD	04 FEB 10
02	REPLACE ITEM #8505 WITH #8142	#2364	RD	2015-11-11



8	1	6384	99-11633	REV 4	KIT, BUSHING
7	24	8142		REV	BOLT HEX HEAD 1/4-20 x 5/8"LG, S/S
6	8	3163.COS	99-10482	REV 4	SOCKET CASTING, SINGLE ROTATION, MODIFIED
5	1	8702	99-0059	REV -	SET SCREW, SQ HEAD, CONE POINT
4	1	8703	99-0088	REV -	SET SCREW, SQ HEAD, FLAT POINT
3	1	3440.BLAZE	99-10471	REV 0	DRIVE PLATE ASS'Y BLAZE/INF3500
2	1	3242	99-10860	REV 1	SHAFT, CENTER
1	1	3490.BLAZE	99-10470	REV 1	SPIT SUPPORT S/S 21 1/8" 8-SPIT W/HUB
ITEM	QTY	PART	DRAWING		DESCRIPTION

THIRD ANGLE PROJECTION	CATEGORY: BLAZE/INF3500	WEIGHT (LB): 85.78	PARENT ASSY: -
	MATERIAL: SEE BOM	FINISH: -	
	CUT SIZE:	BEND ALL: -	
ALL DIMENSIONS ARE IN INCHES UNLESS SPECIFIED OTHERWISE TOLERANCES ARE:	PART NAME: KIT, DRIVE, REPLACEMENT, COSTCO		
FRACTIONS: ±1/32	DRAWN BY: M. DUTCHEVICI	PART NO: 6711.COS	DRAWING NO: 99-11942
ANGLE: ±1°	APPROVED BY:		
BLANK: .X: ±0.1	DATE: 02 APR 09	SCALE: 3:64	PAPER SIZE: B SHEET: 1 OF 1
.XX: ±0.01	HARDT EQUIPMENT MANUFACTURING INC.		
.XXX: ±0.005	1756 50 AVE. LACHINE, QUEBEC, CANADA H8T 2V5 TEL: (514) 631-7271 FAX: (514) 631-7172		

REV	DESCRIPTION	ECO	BY	DATE
00	ORIGINAL RELEASE	-	JDP	03-JUL-08
01	PART NAME REVISED. NOTES ADDED. SERVICE NO. COLUMN ADDED. TORQUE VALUE ADDED.	#2806 #2839	JX	2018-09-21



ENSURE THE AXIS OF HOLE(a) ON ITEM #1 IS IN ALIGNMENT WITH THE MARK(b) ON ITEM #2

3	3	8395	99-0051	REV 04	SCREW SHOULDER SQ HD S/S 3/8-16 DRIVE/SPIT PLATES	8395
2	1	3567.LASERCUT	99-0053	REV G	DRIVE PLATE, Ø26" S/S, 8-HOLE LASER CUT	N/A
1	1	3513	99-3048	REV 09	HUB, SPIT PLATE	3513
ITEM	QTY	PART	DRAWING		DESCRIPTION	SERVICE NO

NOTES:

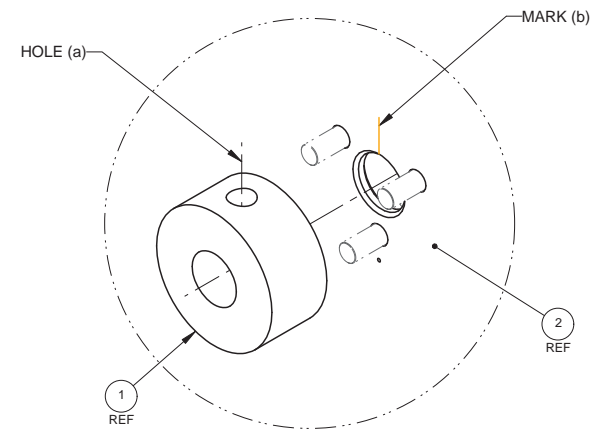
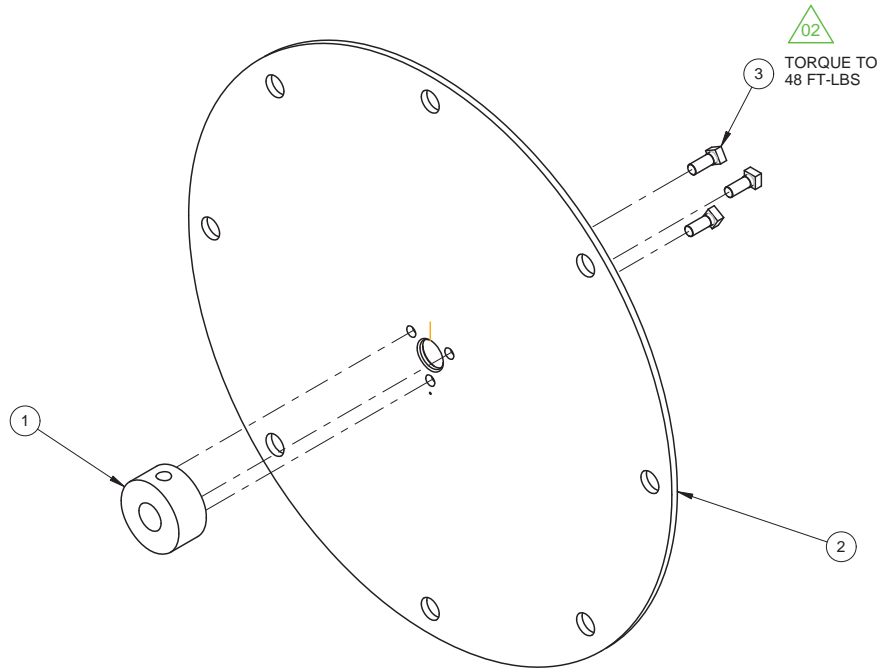
1. STRAIGHTEN PLATE AS PER HARDT APPROVED PROCESS.
2. ITEM(S) MARKED AS N/A IS NOT AVAILABLE FOR ORDER BY SERVICE PARTNERS. IF THAT ITEM IS NEEDED, PLEASE ORDER THIS ASSEMBLY (3440.BLAZE).



ALL DIMENSIONS ARE IN INCHES

PART NAME:		DRIVE PLATE ASSEMBLY w/ HUB 8-HOLE			
WHERE USED:		BLAZE / INF-3500 / INF-GC / INF-4500			
MATERIAL:		SEE BOM			
FINISH:		N/A			
DRAWN BY:	JIA HUI XU	PART NO.:	3440.BLAZE		DRAWING NO.:
APPROVED BY:					99-10471
					01
SCALE: 1:4		PAPER SIZE: B		 Responsive, Reliable Solutions	
SHEET: 1 OF 1					

REV	DESCRIPTION	ECO	BY	DATE
00	ORIGINAL RELEASE	-	JDP	03-JUL-08
01	#5457	-	ZL	26-AUG-09
02	PART NAME REVISED. NOTES ADDED. SERVICE NO. COLUMN ADDED. TORQUE VALUE ADDED.	#2806 #2839	JX	2018-09-21



ENSURE THE AXIS OF HOLE(a) ON ITEM #1 IS IN ALIGNMENT WITH THE MARK(b) ON ITEM #2

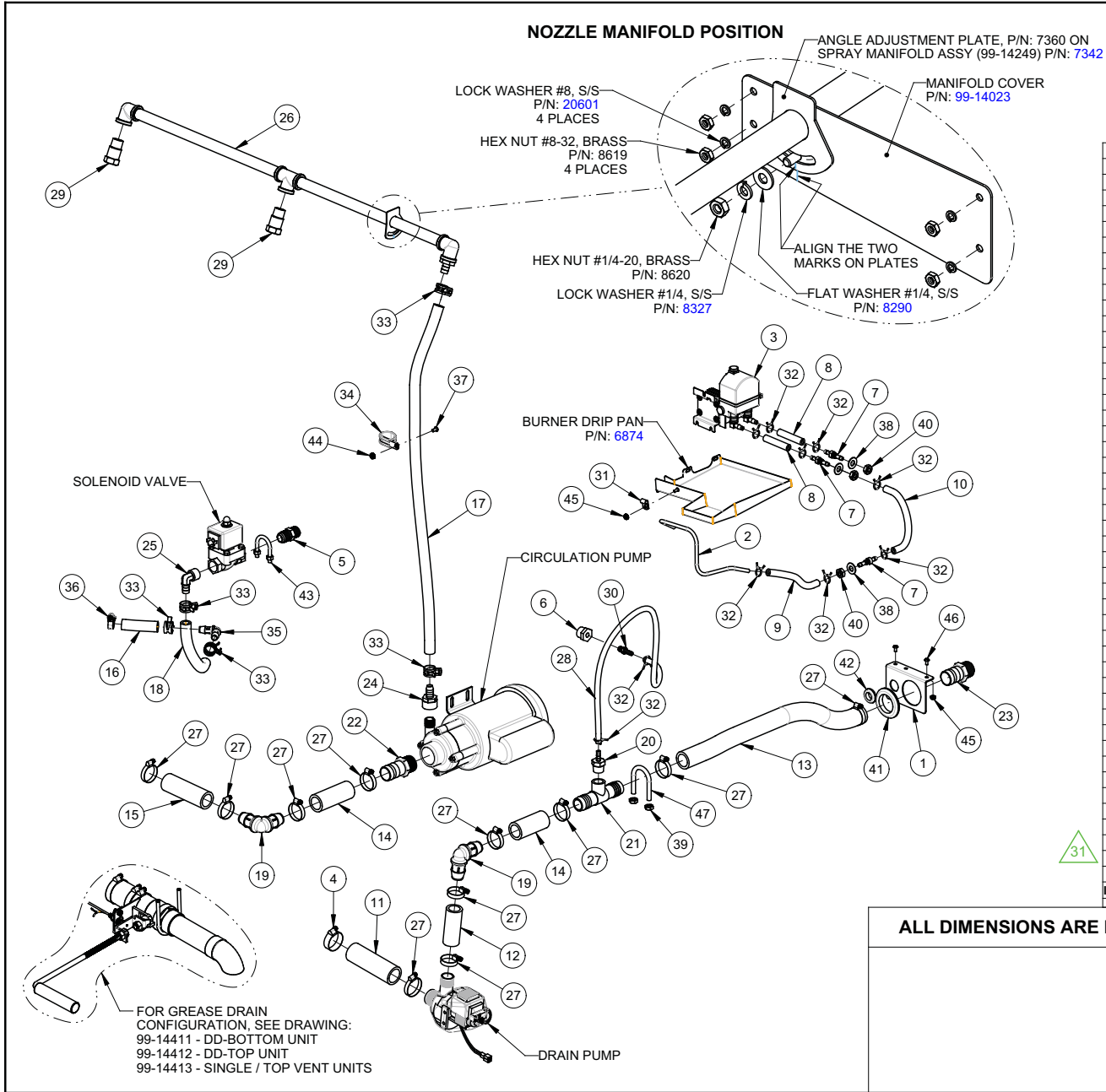
ITEM	QTY	PART	DRAWING	DESCRIPTION	SERVICE NO
3	3	8395	99-0051 REV 04	SCREW SHOULDER SQ HD S/S 3/8-16 DRIVE/SPIT PLATES	8395
2	1	3568.LASERCUT	99-0055 REV G	SPIT SUPPORT PLATE, Ø21-1/8" S/S, 8-SPIT	N/A
1	1	3513	99-3048 REV 09	HUB, SPIT PLATE	3513

NOTES:

1. STRAIGHTEN PLATE AS PER HARDT APPROVED PROCESS.
2. ITEM(S) MARKED AS N/A IS NOT AVAILABLE FOR ORDER BY SERVICE PARTNERS. IF THAT ITEM IS NEEDED, PLEASE ORDER THIS ASSEMBLY (3490.BLAZE).



ALL DIMENSIONS ARE IN INCHES		PART NAME: SPIT SUPPORT PLATE ASSEMBLY w/ HUB 8-HOLE	
WHERE USED: BLAZE / INF-3500 / INF-GC / INF-4500		DRAWING NO: 99-10470	
MATERIAL: SEE BOM		REV: 02	
FINISH: N/A		PART NO: 3490.BLAZE	
DRAWN BY: JIA HUI XU		APPROVED BY:	
SCALE: 1:4		PAPER SIZE: B	
SHEET: 1 OF 1		 HARDT Responsive, Reliable Solutions	

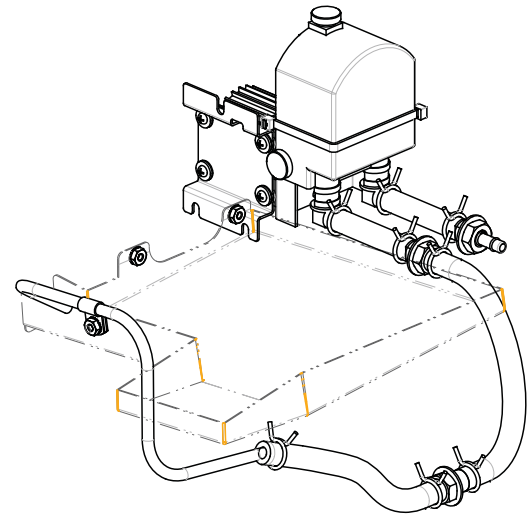


REV	DESCRIPTIONS	ECO	BY	DATE
28	REPLACE #14002 WITH #7361 (SEE PAGE 5) REVISED ASSEMBLY 99-14249	#2562	CM	2016-10-14
29	REPLACE COPPER TUBE 3894.16.75 WITH 99-17161. SEE PAGE 3 DRAWING FORMAT REVISED	#2712	JM	2018-01-23
30	ITEM #7326-20.000 WAS #7326, 21.000CS. MULTIPLE ITEMS REVISED.	#2937	JX	2019-06-10
31	CHANGED HOSE PART NUMBERS; PERIOD (.) OR UNDERSCORE (_) REPLACED WITH DASH (-), NUMEROUS PLACES	2988	PGS	2019-12-12

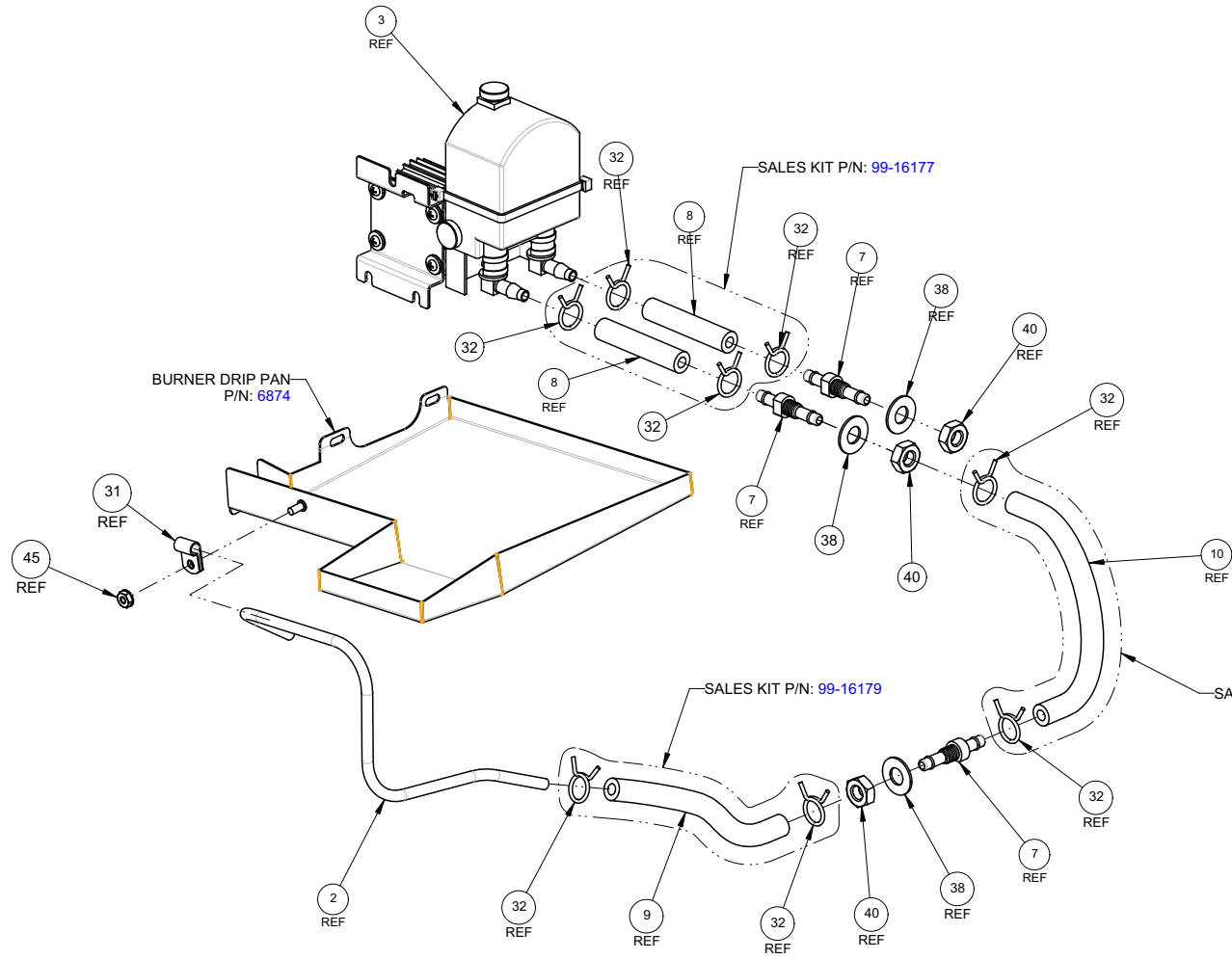
47	1	8390.BOLT	-	REV -	U-BOLT ZNPL 5/16-18 x 1-3/8 x 2-1/4
46	2	11418	-	REV -	MACH. SCREW 8-32 x .375 S/S PHILLIPS TRUSS HEAD
45	3	11135	-	REV -	NUT, K-LOCK, S/S, #8-32
44	1	11128	-	REV -	K-LOCKNUT S/S 10-32
43	1	8618	-	REV -	U-BOLT GALV 1/4-20x1-1/8"Wx1-3/4"L WITH 2 NUTS
42	1	8616	-	REV -	GROMMET PUSH-IN 5/8 ID x 1-1/8 OD x 1/16 THK
41	1	8613	-	REV -	GROMMET PUSH-IN BLACK 1-1/2 ID x 2-3/8 OD x 3/32 THK
40	3	8484	-	REV -	HEX NUT 3/8-24UNF
39	2	8284	-	REV -	HEX NUT 5/16-18, S/S
38	3	8283	-	REV -	WASHER, FLAT, S/S, 3/8"
37	1	8124	-	REV -	MACH. SCREW 10-32 x .375 S/S PHILLIPS ROUND HEAD
36	1	7892	-	REV -	HOSE CLAMP SMOOTH BAND WORM-DRIVE S/S 430
35	1	7494	-	REV -	ELBOW 90 DEG WHITE ACETAL BARB TO BARB 1/2" ID
34	1	7472	-	REV -	CLAMP LOOP EPDM CUSHION FOR 7/8" OD
33	5	7459	-	REV -	CLAMP HOSE CONSTANT TENSION BLK PLTD 25/32" OD
32	10	7452	-	REV -	1/2 INCH CONSTANT TENSION SPRING HOSE CLAMP
31	1	7449	-	REV -	CLAMP LOOP GALVANIZED 1/4" OD x 1/2" WIDE
30	1	7443	-	REV -	ADAPTER BARB S/S 1/4"ID-TUBE X 1/8" NPT-MALE
29	2	7401	-	REV -	NOZZLE SPRAY INF-GC
28	1	7383-27.000	-	REV -	TUBING SILICONE RUBBER SEMI-CLEAR 1/4"ID
27	11	7368	-	REV -	CLAMP HOSE 1-1/2 - 11/16 #16 SERIES
26	1	7342	99-14249	REV 10	MANIFOLD, SPRAY HEAD
25	1	7340	-	REV -	BRASS 1/2" HOSE BARB x1/2" MALE NPT
24	1	7337	-	REV -	FITTING, NYLON, HOSE BARB 1/2" x 1/2" FEMALE PIPE NPTF
23	1	7335	-	REV -	ADAPTER BRASS 1" MPTx1" HOSE BARB
22	1	7334	-	REV -	ADAPTER PLASTIC 1" MPT x 1" HOSE BARB
21	1	7331	-	REV -	TEE, REDUCING 1" BARB X1" BARB X1/2" NPT
20	1	7330	-	REV -	ADAPTER, REDUCING, 1/2" NPT X 1/4" BARB INSERT
19	2	7328	-	REV -	ELBOW ACETAL WHITE 90 DEG BARB TO BARB 1" ID
18	1	7327-6.000	-	REV -	TUBING SILICONE RUBBER CLEAR 1/2"ID x 6" LONG
17	1	7327-32.000	-	REV -	HOSE, 1/2 IN I.D., PUMP TO MANIFOLD, AUTOCLEAN
16	1	7327-2.750	-	REV -	TUBING SILICONE RUBBER CLEAR 1/2"ID x 2.75" LONG
15	1	7326-4.250	-	REV -	HOSE SILICONE CLEAR 1"ID x 4.250" LONG
14	2	7326-3.250	-	REV -	HOSE, REINFORCED, SILICONE, CLEAR, 1" ID x 1.380" OD x 3.250" LONG
13	1	7326-20.000	-	REV -	HOSE, REINFORCED, SILICONE, CLEAR, 1" ID x 1.380" OD x 20" LONG
12	1	7325-3.000	-	REV -	HOSE, REINFORCED, SILICONE, CLEAR, 7/8" ID x 1.235" OD x 3" LONG
11	1	7324-4.500	-	REV -	HOSE, REINFORCED, SILICONE, CLEAR, 1-1/8" ID x 1.485" OD x 4.5" LONG
10	1	5753-7.000	-	REV -	HOSE SUPRENE 1/4"ID x 1/2"OD, DEGREASER BOX
9	1	5753-6.000	-	REV -	HOSE SUPRENE 1/4"ID x 1/2"OD, 6.00" LONG
8	2	5753-2.500	-	REV -	HOSE SUPRENE 1/4"ID X 2 1/2" LONG
7	3	5590	99-6811	REV 01	FITTING, TUBE-TO-TUBE, BARBED
6	1	3895	-	REV -	REDUCER BUSHING BRASS 1/2" x 1/8" MALE x FEMALE
5	1	3628	-	REV -	ADAPTER BRASS 5/8x1/2 FLARExMALE
4	1	3599	-	REV -	CLAMP HOSE, 2" x 1-1/2" #24 SERIES, S/S
3	1	99-17792	99-17792	REV 00	DEGREASER PUMP SUB ASSEMBLY
2	1	99-17161	99-17161	REV 00	TUBE, DEGREASER OUTLET
1	1	99-14398	99-14398	REV 02	SUPPORT BRACKET DRAIN MACHINE ROOM



ALL DIMENSIONS ARE IN INCHES		PART NAME: PLUMBING ASSEMBLY, SERVICE	
WHERE USED:		INF-GC / INF-4500	
MATERIAL:		SEE BOM	
FINISH:		N/A	
DRAWN BY: JIA HUI XU	PART NO:	DRAWING NO: 99-14095	
APPROVED BY:	-		REV: 31
SCALE: 1:8		PAPER SIZE: B	
SHEET: 1 OF 7		HARDT Responsive, Reliable Solutions	






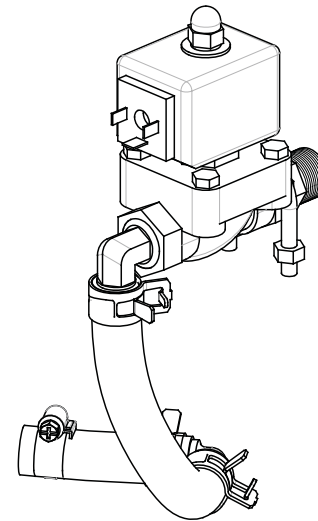
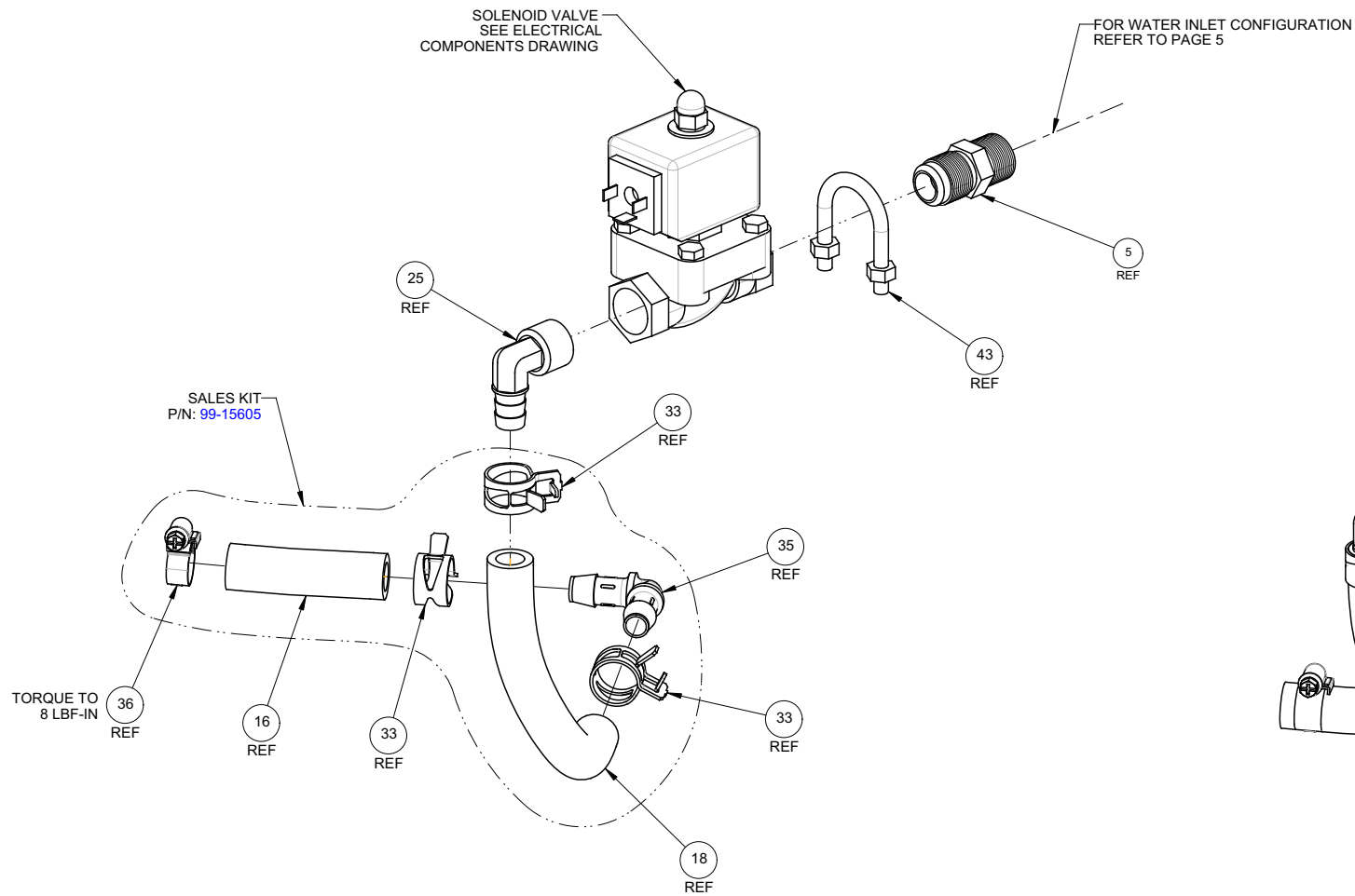
ASSEMBLED VIEW



DEGREASER

NOTE:
THIS DRAWING OF DEGREASER IS ONLY FOR THE EQUIPMENT WITH S/N 15064K16230 AND ABOVE

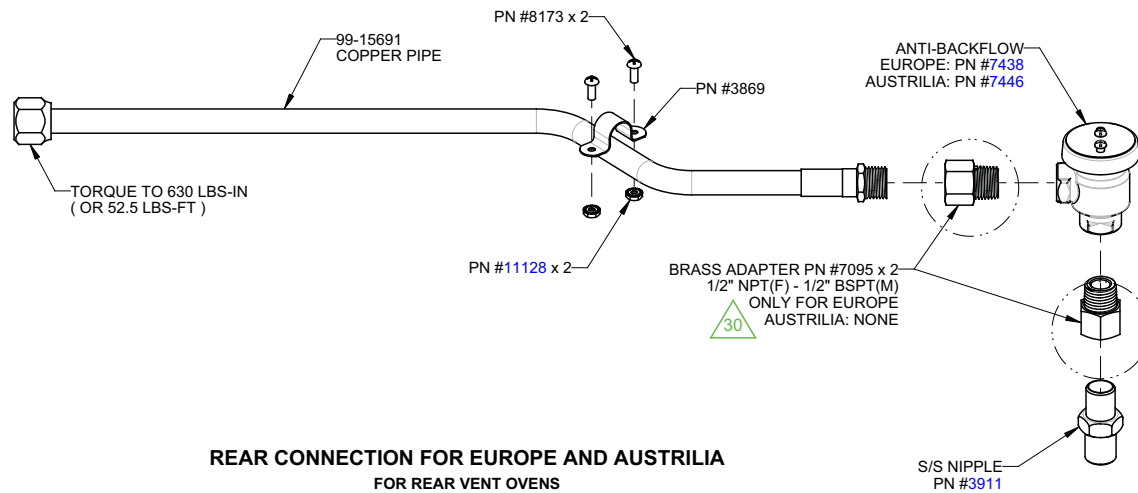
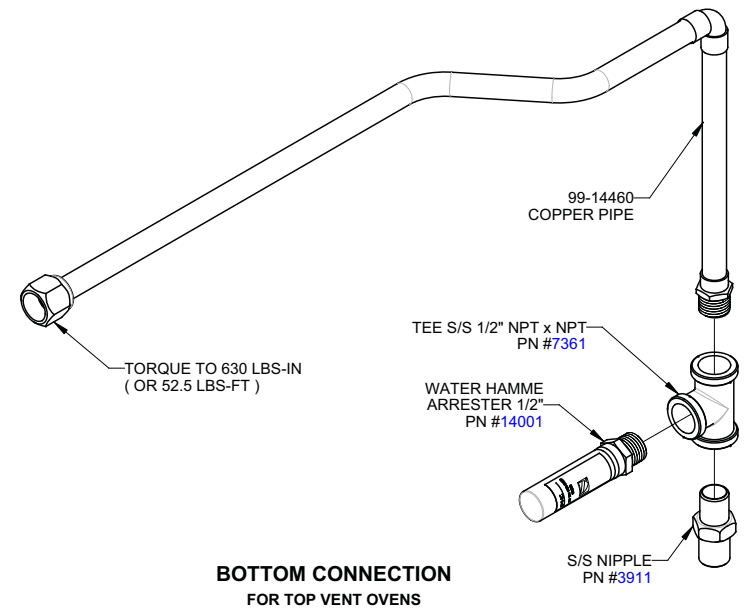
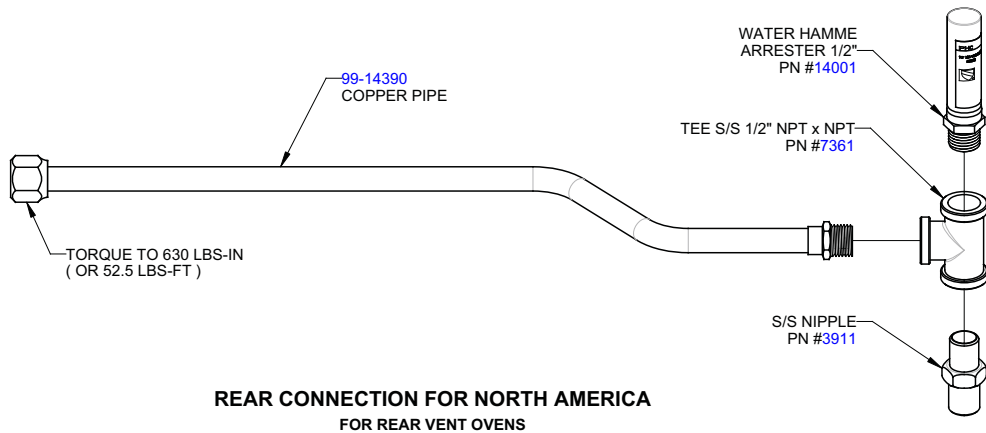
PART NAME:		PLUMBING ASSEMBLY, SERVICE	
DRAWN BY:	JIA HUI XU	PART NO.:	-
APPROVED BY:		DRAWING NO.:	99-14095
		REV:	31
 	SCALE:	3:8	PAPER SIZE: B
	SHEET:	3 OF 7	
		 Responsive, Reliable Solutions	



ASSEMBLED VIEW

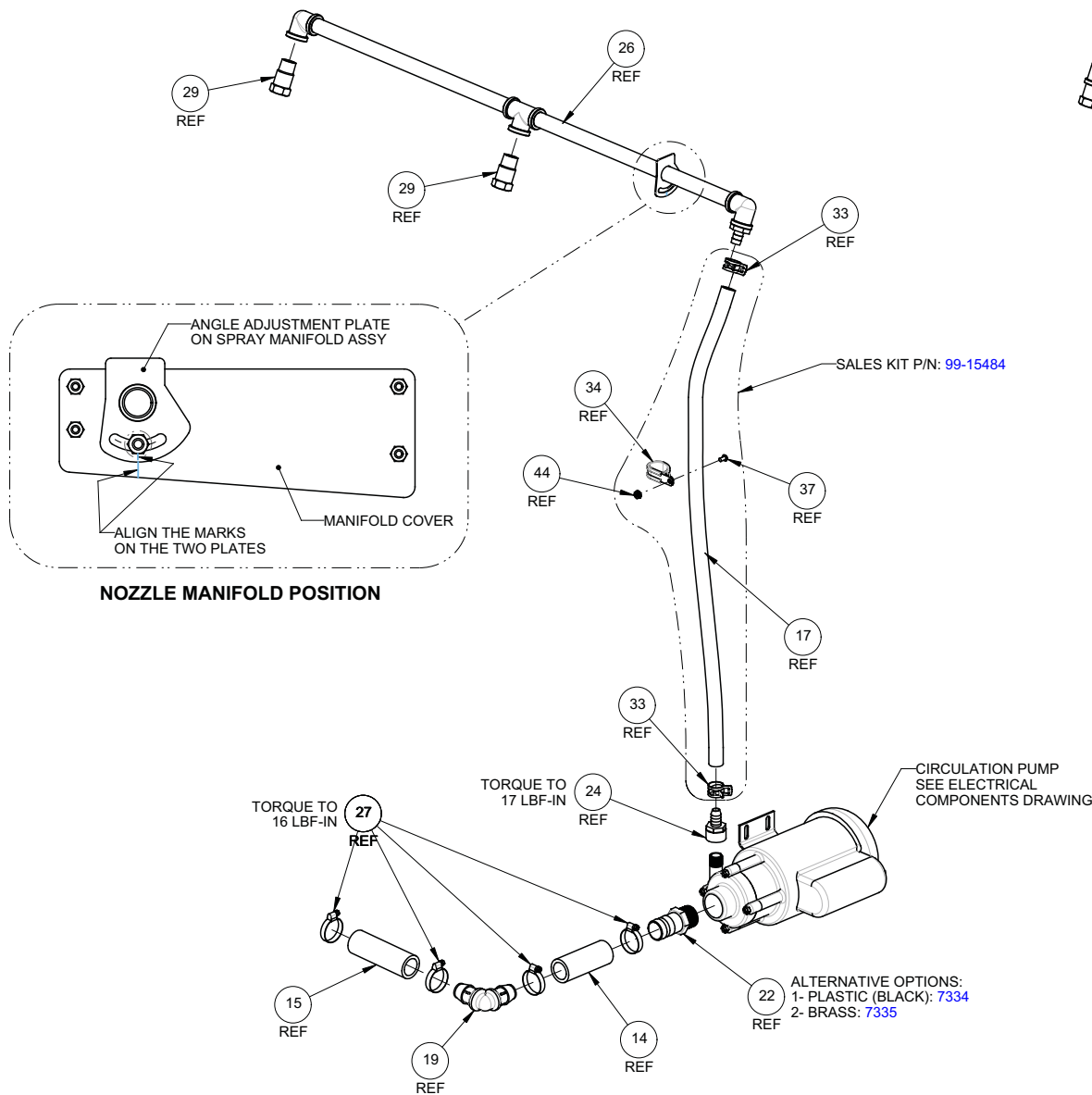
WATER INLET

PART NAME:		PLUMBING ASSEMBLY, SERVICE	
DRAWN BY:	JIA HUI XU	PART NO.:	-
APPROVED BY:		DRAWING NO.:	99-14095
		REV:	31
		SCALE:	1:2
		PAPER SIZE:	B
		SHEET:	4 OF 7

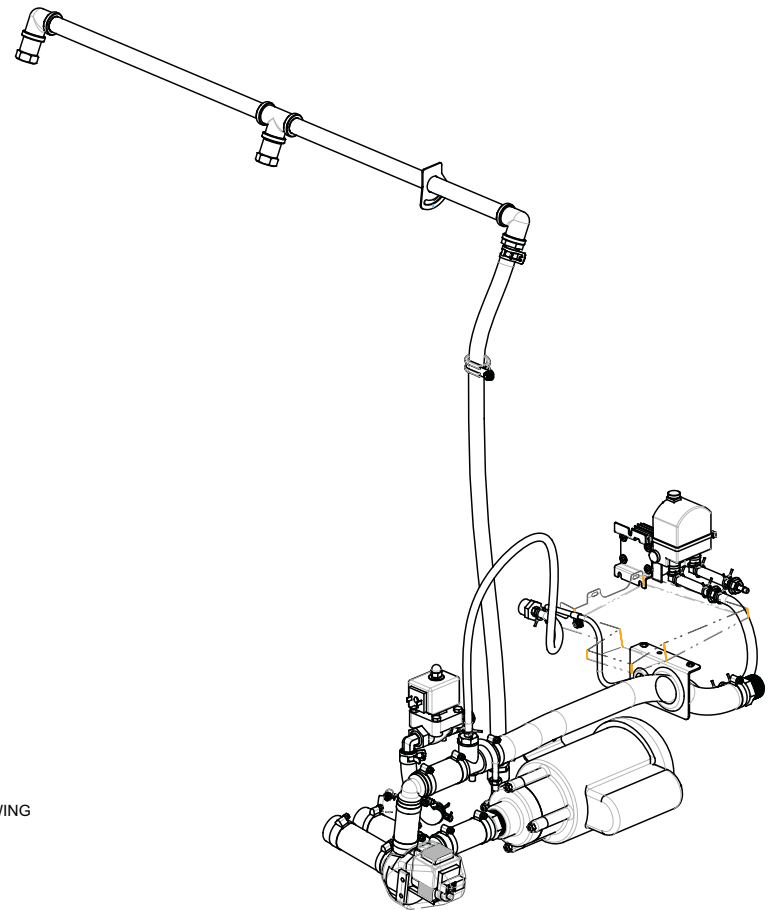


WATER INLET CONFIGURATION


PART NAME:		PLUMBING ASSEMBLY, SERVICE	
DRAWN BY:	JIA HUI XU	PART NO.:	-
APPROVED BY:		DRAWING NO.:	99-14095
		REV:	31
SCALE: 5:16		PAPER SIZE: B	
SHEET: 5 OF 7		HARDT Responsive, Reliable Solutions	

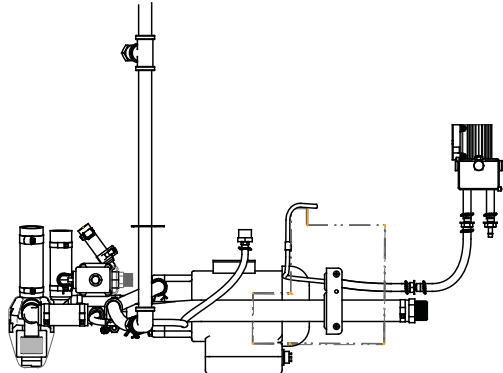


CIRCULATION PLUMBING

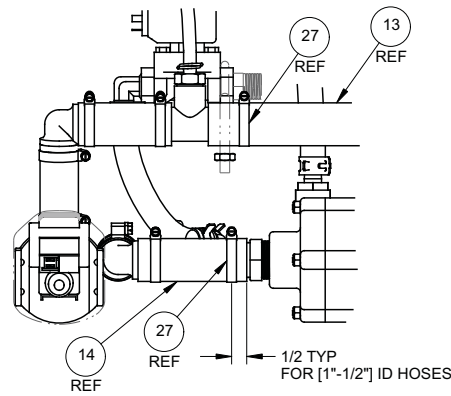


**ASSEMBLED VIEW
FOR FULL PLUMBING**

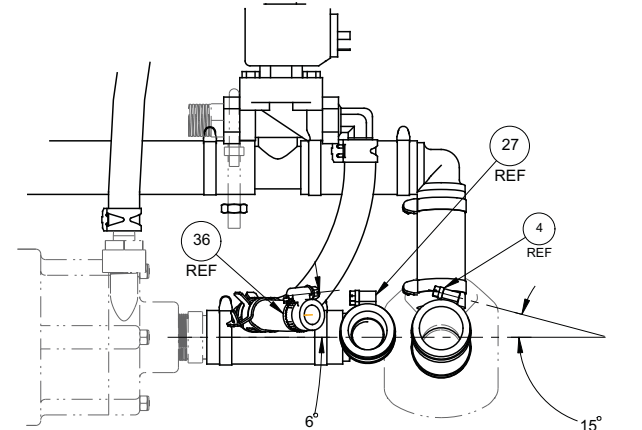
PART NAME:		PLUMBING ASSEMBLY, SERVICE	
DRAWN BY:	JIA HUI XU	PART NO.:	-
APPROVED BY:		DRAWING NO.:	99-14095
		REV:	31
		SCALE:	5:32
		PAPER SIZE:	B
		SHEET:	6 OF 7
		 HARDT Responsive, Reliable Solutions	



TOP VIEW



DETAIL A
SCALE 1:4

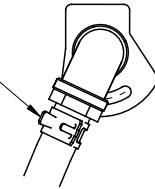


LEFT SIDE VIEW
SCALE 5:16

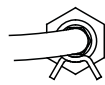
SEE DETAIL B



33
REF



DETAIL B
SCALE 3:8



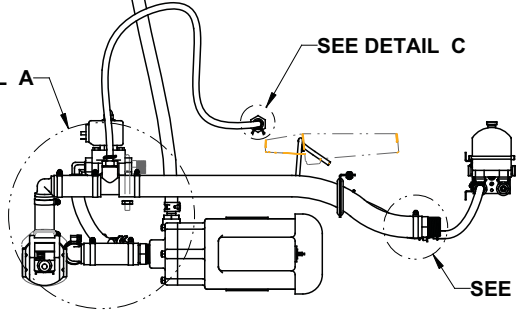
32
REF

DETAIL C
SCALE 1:2

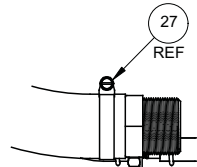
SEE DETAIL A

SEE DETAIL C

SEE DETAIL D

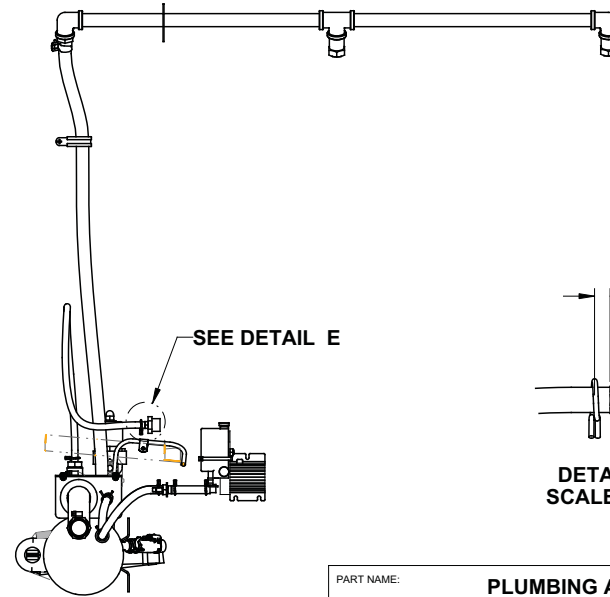


RIGHT SIDE VIEW



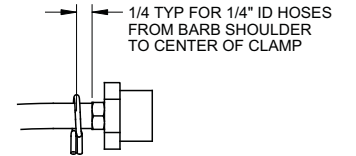
27
REF

DETAIL D
SCALE 3:8



REAR VIEW

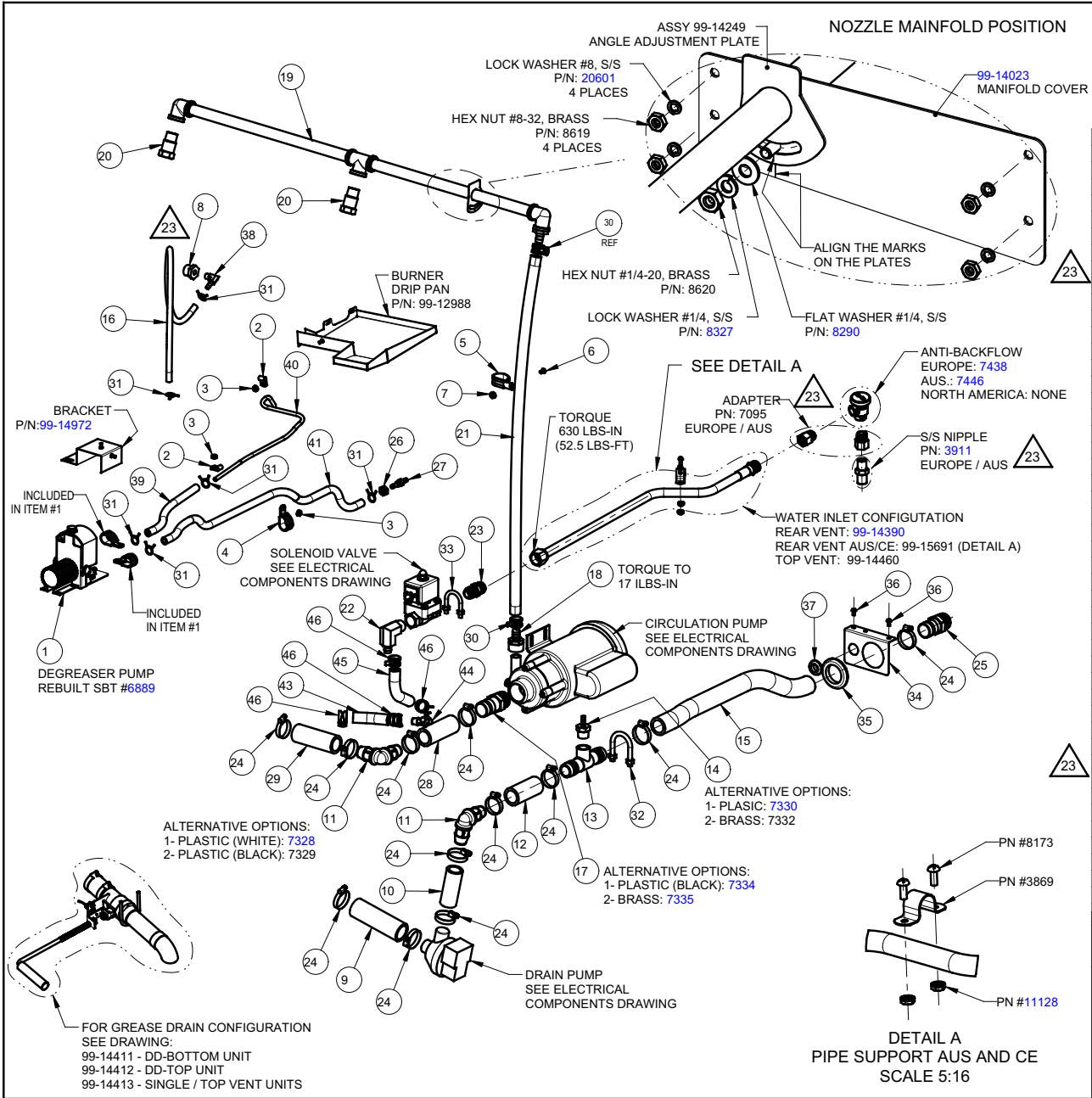
SEE DETAIL E



DETAIL E
SCALE 1:2

CLAMP ORIENTATIONS

PART NAME:		PLUMBING ASSEMBLY, SERVICE	
DRAWN BY:	JIA HUI XU	PART NO.:	-
APPROVED BY:		DRAWING NO.:	99-14095
		REV:	31
		SCALE:	1:8
		PAPER SIZE:	B
		SHEET:	7 OF 7
		HARDT	
		Responsive, Reliable Solutions	



REV	DESCRIPTIONS	CCR	BY	DATE
21	ADD NOTE FOR DEGREASER PUMP REBUILT SBT #6889	#2178	MN	04-FEB-15
22	ITEM #7327.2_25 CHANGE TO #7327.2_75	#2214	MN	13-APR-15
23	- ELIMINATE ONE ENTRY CONNECTION (REMOVE PN: 7448) - UPDATE TO INCLUDE ADDITIONAL PARTS FOR CE AND AU CONFIG. - REPLACED 7376.CAST AND 7443 WITH 3895 AND 3839	#2237 #2248 #2262	MN ZL	2015-05-07 2015-05-26

46	4	7459	-	REV -	CLAMP HOSE CONSTANT TENSION BLK PLTD 25/32" OD
45	1	(7327.6)	-	REV -	HOSE, 1/2"ID, 6" LG. SOLENOID TO ELBOW, AUTOCLEAN
44	1	7494	-	REV	ELBOW 90DEG. BARBED, 1/2"
43	1	(7327.2_75)	-	REV -	HOSE, 1/2"ID, 2-3/4" LG. ELBOW TO BOX, AUTOCLEAN
42	1	99-15605	99-15605	REV 02	TUBING ASSEMBLY, WATER INLET
41	1	5753.28	5753_28	REV 0	HOSE SUPRENE 1/4"ID X 1/2"OD
40	1	3894.22	3894_22	REV 0	1/4" OD COPPER TUBE BY 22" LONG.
39	1	5753.8.25	5753_8_25	REV 0	HOSE SUPRENE 1/4"ID X 1/2"OD
38	1	3839	-	REV 0	BRASS 1/4" HOSE BARBx1/8" MALE NPT
37	1	8616	8616	REV 0	Grommet 5/8"ID, 1-1/8"OD, 5/16"Thk for Ø7/8" Hole
36	2	8124	-	REV	MACH. SCREW 10-32 X .375 SST PHILLIPS ROUND HEAD
35	1	8613	8613	REV 0	Grommet 1-1/2" ID, 2-3/8" OD
34	1	99-14398	99-14398	REV 2	SUPPORT BRACKET, DRAIN HOSE, MACH ROOM
33	1	8618	-	REV -	U-BOLT GALV 1/4-20x1-1/8"Wx1-3/4"L WITH 2 NUTS
32	1	8390	-	REV -	U-BOLT ZNPL 5/16 x 1-3/8 x 2-1/4 W/NUTS
31	6	7452	7452	REV 0	1/2 INCH CONSTANT TENSION SPRING HOSE CLAMP
30	2	7459	-	REV -	CLAMP HOSE CONSTANT TENSION BLK PLTD 25/32" OD
29	1	7326.4.75	-	REV 0	HOSE, 1 IN ID, BOX TO ELBOW
28	1	7326.3.50	-	REV 0	HOSE, 1 IN ID, CIRC PUMP TO ELBOW
27	1	5590	99-6811	REV 1	FITTING, TUBE-TO-TUBE, BARBED
26	1	8484	-	REV	HEX NUT 3/8-24UNF
25	1	7335	-	REV -	ADAPTER BRASS 1" MPTx1" HOSE BARB
24	12	7368	-	REV 0	CLAMP HOSE, S/S, #16 SERIES, 11/16-1-1/2
23	1	3628	3628	REV -	ADAPTER BRASS 5/8x1/2 FLARExMALE
22	1	7340	-	REV 0	BRASS 1/2" HOSE BARB x1/2" MALE NPT
21	1	7327.32	-	REV	HOSE, 1/2 IN I.D., PUMP TO MANIFOLD, AUTOCLEAN
20	2	7401	7401	REV 0	NOZZLE SPRAY INF-GC
19	1	7342	99-14249	REV 05	MANIFOLD, SPRAY HEAD
18	1	7337	-	REV 00	FITTING, NYLON, HOSE BARB 1/2" x 1/2" FEMALE PIPE NPTF
17	1	7334	-	REV -	ADAPTER PLASTIC 1" MPT x 1" HOSE BARB
16	1	7383.27	-	REV	TUBING SILICONE RUBBER SEMI-CLEAR 1/4"ID
15	1	7326.21	-	REV 0	HOSE, 1 IN ID, VENT TO DRAIN OUT PUT, AUTOCLEAN
14	1	7330	7330	REV 0	ADAPTER, REDUCING, 1/2" NPT X 1/4" BARB INSERT
13	1	7331	NA	REV -	TEE, REDUCING 1" BARB X1" BARB X1/2" NPT
12	1	7326.3	-	REV 0	HOSE, 1 IN ID, ELBOW TO VENT, AUTOCLEAN
11	2	7328	-	REV	ELBOW, BARBED, 1 IN
10	1	7325.3	-	REV 0	HOSE, 7/8 IN ID, EVAC PUMP TO ELBOW, AUTOCLEAN
9	1	7324.4.5	-	REV 0	HOSE, 1-1/8 ID, BOX TO EVAC PUMP, AUTOCLEAN
8	1	3895	3895	REV 0	REDUCER BUSHING BRASS 1/2" x 1/8" MALE X FEMALE
7	1	11128	-	REV -	NUT, K-LOK, S/S, #10-32
6	1	8124	-	REV	MACH. SCREW 10-32 X .375 SST PHILLIPS ROUND HEAD
5	1	7472	-	REV -	CLAMP LOOP EPDM CUSHION FOR 7/8" OD
4	1	7471	7471	REV 0	CLAMP LOOP EPDM CUSHION FOR 5/8" OD
3	3	11135	-	REV -	NUT, K-LOK, S/S, #8-32
2	2	7449	7449	REV 0	1/2" LOOP CLAMP, GALVANIZED
1	1	99-15100	99-15100	REV 01	DEGREASER PUMP / W HARDWARE

ITEM	QTY	PART	DRAWING	DESCRIPTION
THIRD ANGLE PROJECTION				
CATEGORY:		INF-GC		WEIGHT (LB): -
MATERIAL:		SEE BOM		PARENT ASSY: -
PART NAME:		PLUMBING ASSEMBLY, INFERNO GC		
DRAWN BY:		ZHANBO LI	PART NO:	-
APPROVED BY:		-		
DATE:		18-AUG-11	SCALE:	1:8
			PAPER SIZE:	B
			SHEET:	1 OF 6
		HARDT HARDT EQUIPMENT MANUFACTURING INC <small>Responsive, Reliable Solutions</small>		
		<small>TEL: (514) 631-7271 FAX: (514) 631-7172</small>		

SERVICE KIT
P/N: 99-15612

BURNER DRIP PAN
P/N: 99-12988

BRACKET
P/N: 99-14972


SERVICE KIT P/N: 99-15483
FOR UNITS WITH S/N PRIOR 13054KXXXXX
USE SERVICE KIT P/N: 99-15611

SERVICE KIT
P/N: 99-15482

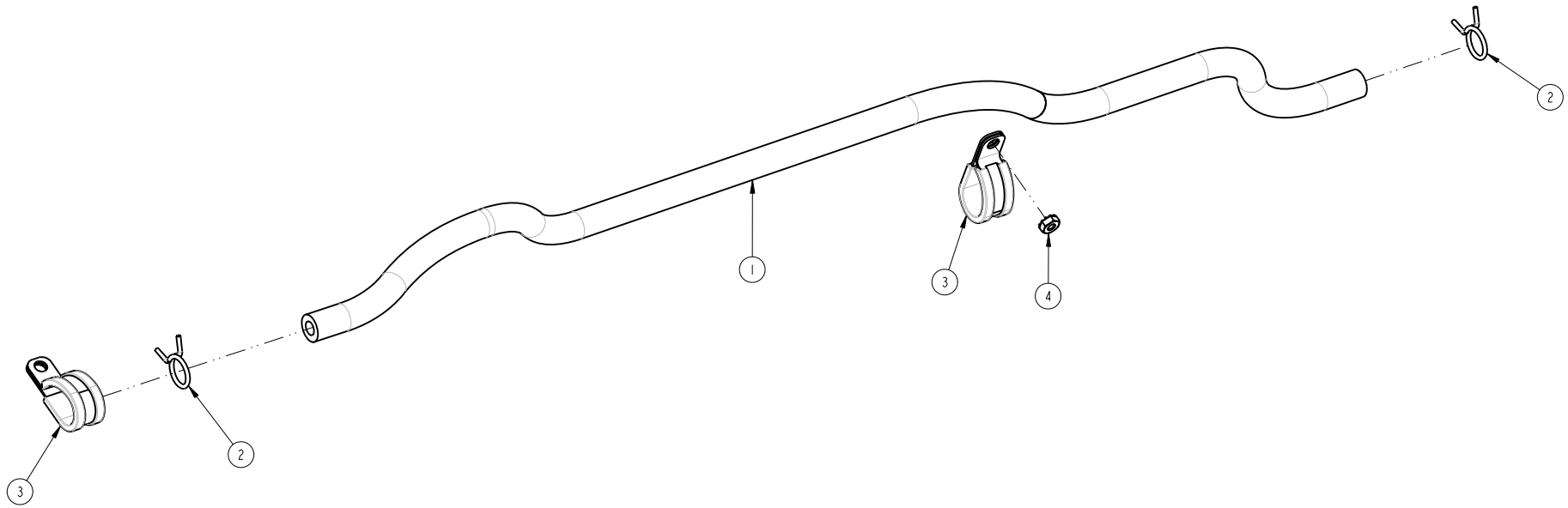
FOR SERVICE:
TO BE SOLD
TOGETHER

ASSEMBLED VIEW

DEGREASER

PART NAME: PLUMBING ASSEMBLY, INFERNO GC			
DRAWN BY: ZHANBO LI	PART NO: -	DRAWING NO: 99-14095	REV NO: 23
APPROVED BY:			
DATE: 18-AUG-11	SCALE: 13:32	PAPER SIZE: B	SHEET: 3 OF 6
 HARDT Responsive, Reliable Solutions		HARDT EQUIPMENT MANUFACTURING INC TEL: (514) 631-7271 FAX: (514) 631-7172	

REV	DESCRIPTION	CCR	BY	DATE
0	ORIGINAL RELEASE	#2012	MN	12-MAR-14
1	REPLACED P/N 7383.28 WITH 5753.28	#2101	ZL	07-AUG-14

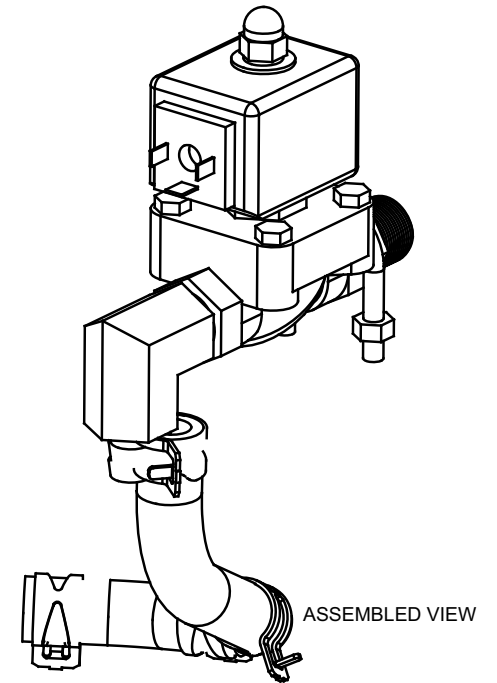
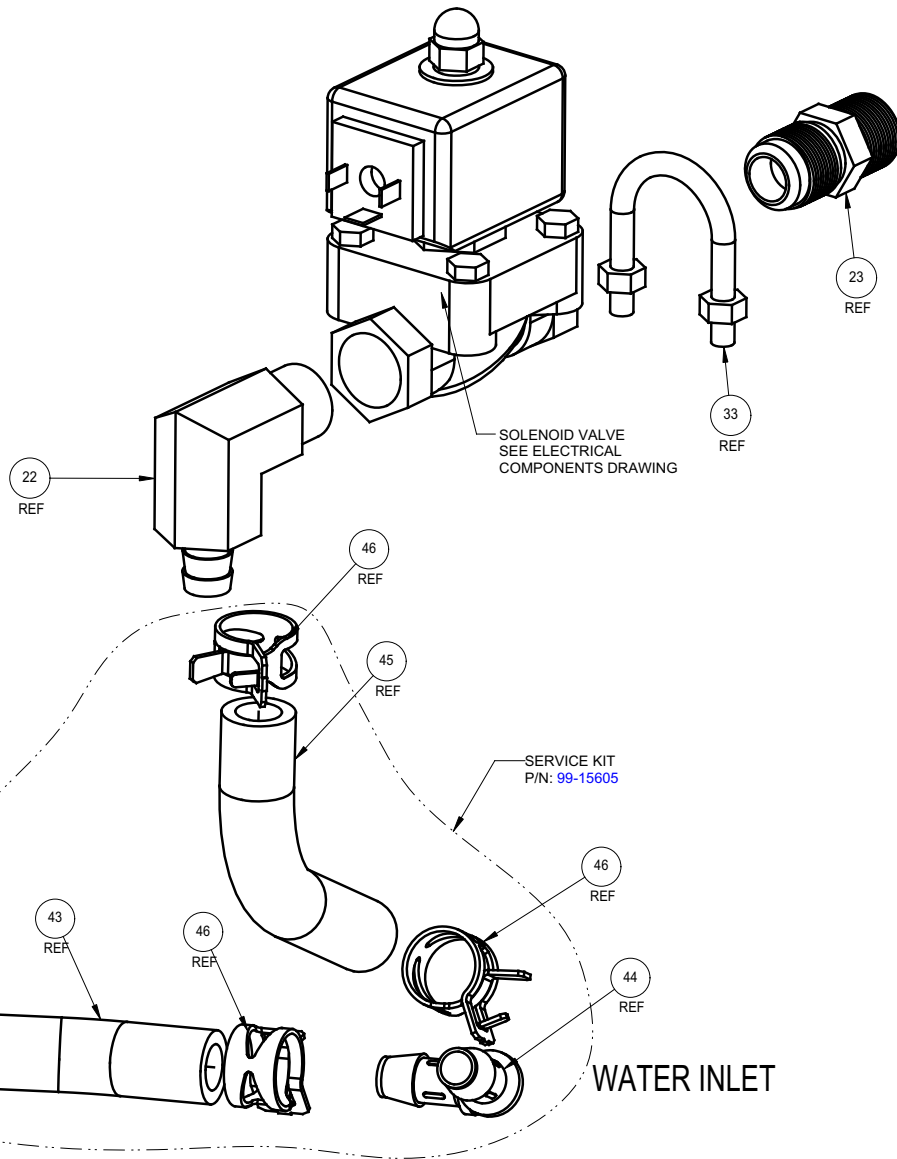



NOTE:
SERVICE BULLETIN AVAILABLE: S-1055-00 & S-1062

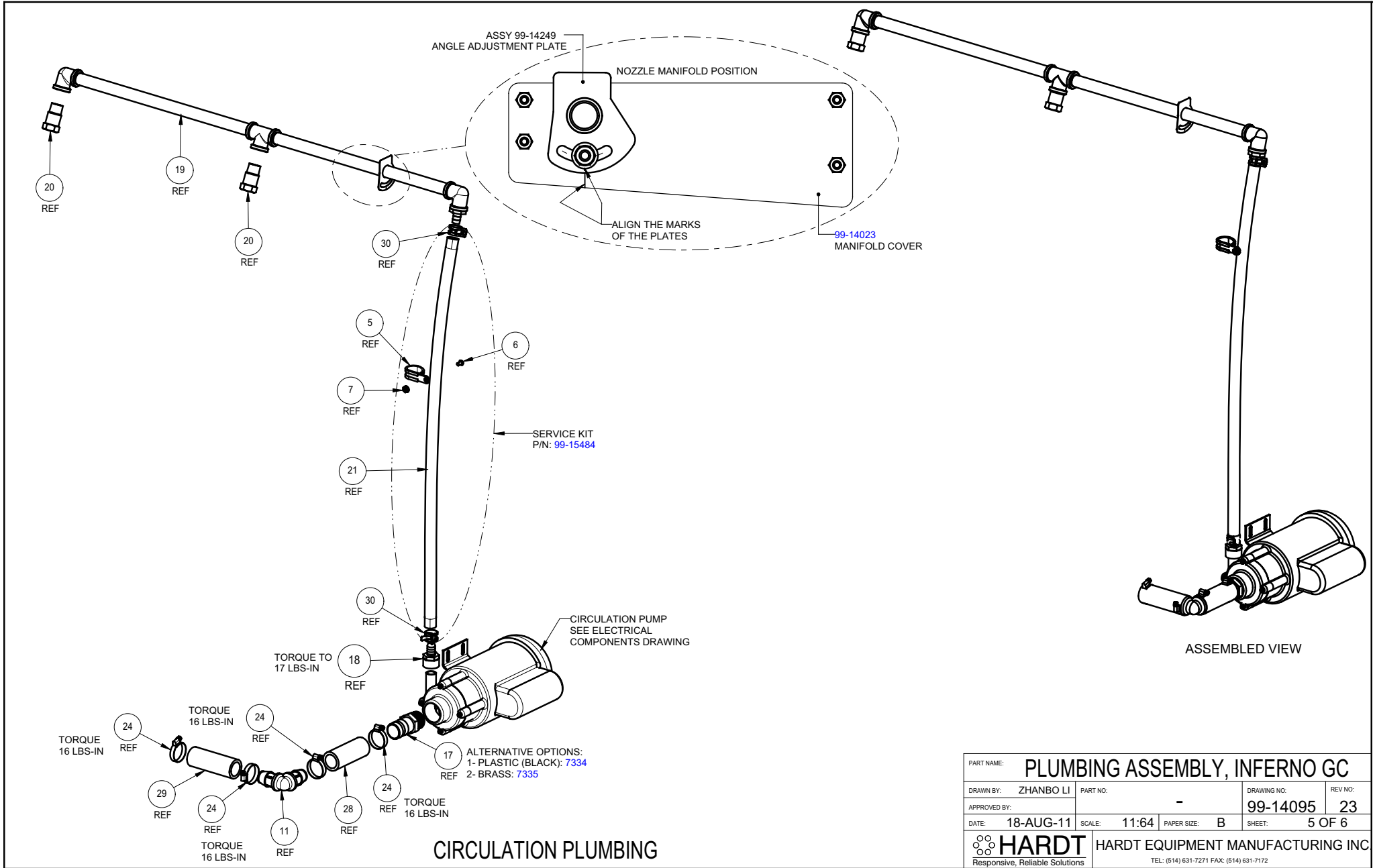


ITEM	QTY	PART	DRAWING	DESCRIPTION
4	1	11135	-	NUT, K-LOK, S/S, #8-32
3	2	7471	7471	CLAMP LOOP EPDM CUSHION FOR 5/8" OD
2	2	7452	7452	1/2 INCH CONSTANT TENSION SPRING HOSE CLAMP
1	1	5753.28	5753.28	HOSE SUPRENE 1/4" ID X 1/2" OD

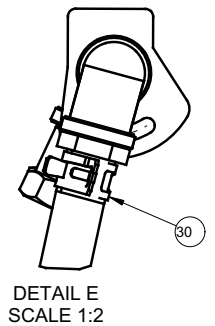
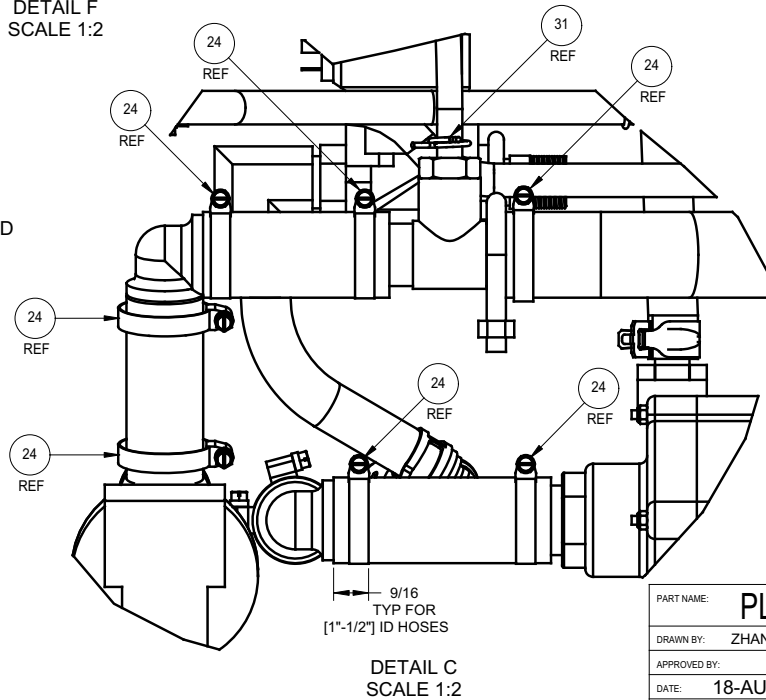
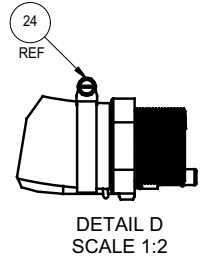
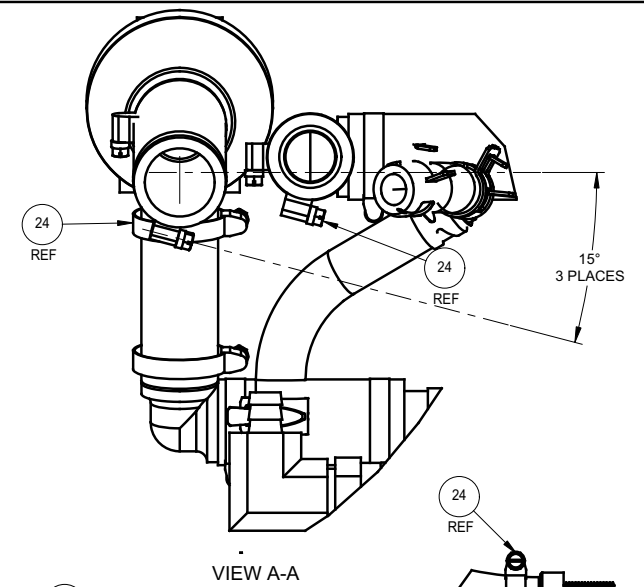
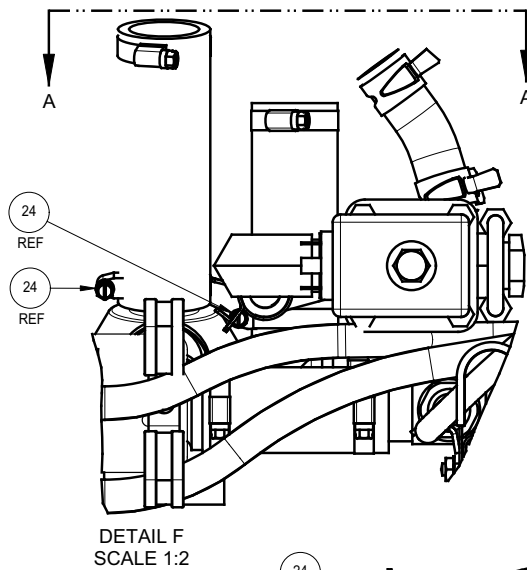
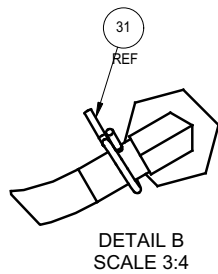
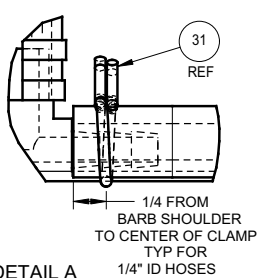
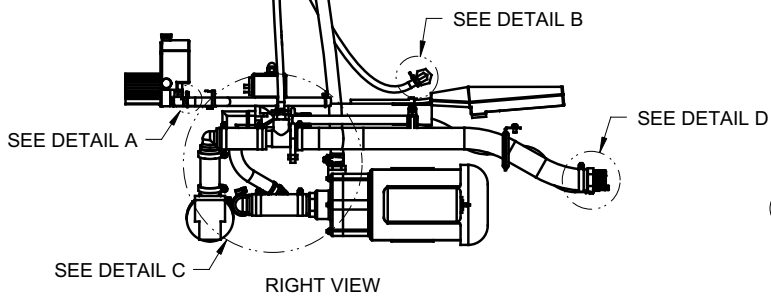
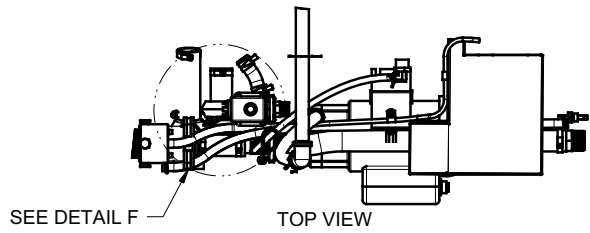
THIRD ANGLE PROJECTION		CATEGORY:	INF-GC	WEIGHT (LB):	153	PARENT ASSY:	-
		MATERIAL:	SEE BOM		FINISH:	-	
ALL DIMENSIONS ARE IN INCHES UNLESS SPECIFIED OTHERWISE. TOLERANCES ARE: FRACTIONS: ± 1/32 ANGLE: ± 1° BLANK: .X: ± 0.05 .XX: ± 0.015 .XXX: ± 0.005		PART NAME:		TUBING DEGREASER PUMP IN / W HARDWARE		DRAWING NO:	99-15482
DRAWN BY: ZHANBO LI		PART NO:		-		APPROVED BY:	
DATE: 12-MAR-14		SCALE: 1:2		PAPER SIZE: B		SHEET: 1 OF 1	
		HARDT		HARDT EQUIPMENT MANUFACTURING INC.		TEL: (514) 631-7271 FAX: (514) 631-7172	
Responsive, Reliable Solutions							



PART NAME: PLUMBING ASSEMBLY, INFERNO GC			
DRAWN BY: ZHANBO LI	PART NO: -	DRAWING NO: 99-14095	REV NO: 23
APPROVED BY:			
DATE: 18-AUG-11	SCALE: 3:4	PAPER SIZE: B	SHEET: 4 OF 6
 HARDT Responsive, Reliable Solutions		HARDT EQUIPMENT MANUFACTURING INC TEL: (514) 631-7271 FAX: (514) 631-7172	



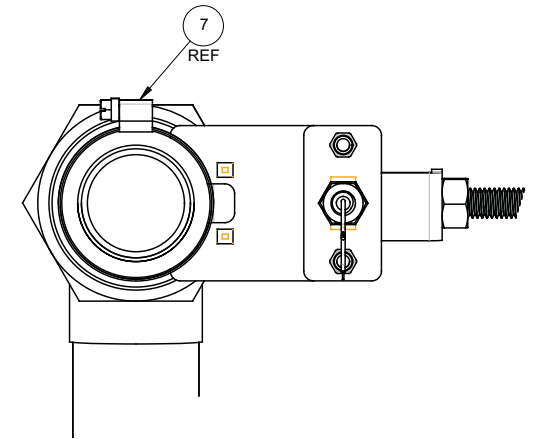
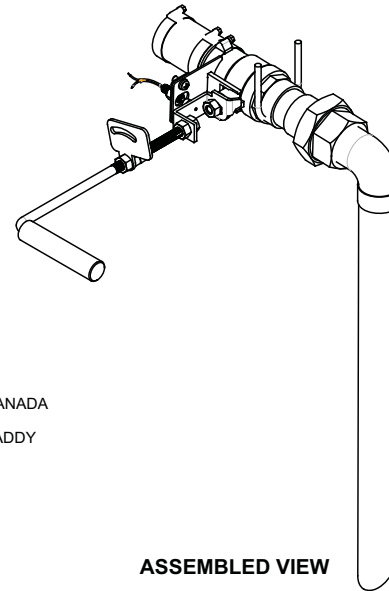
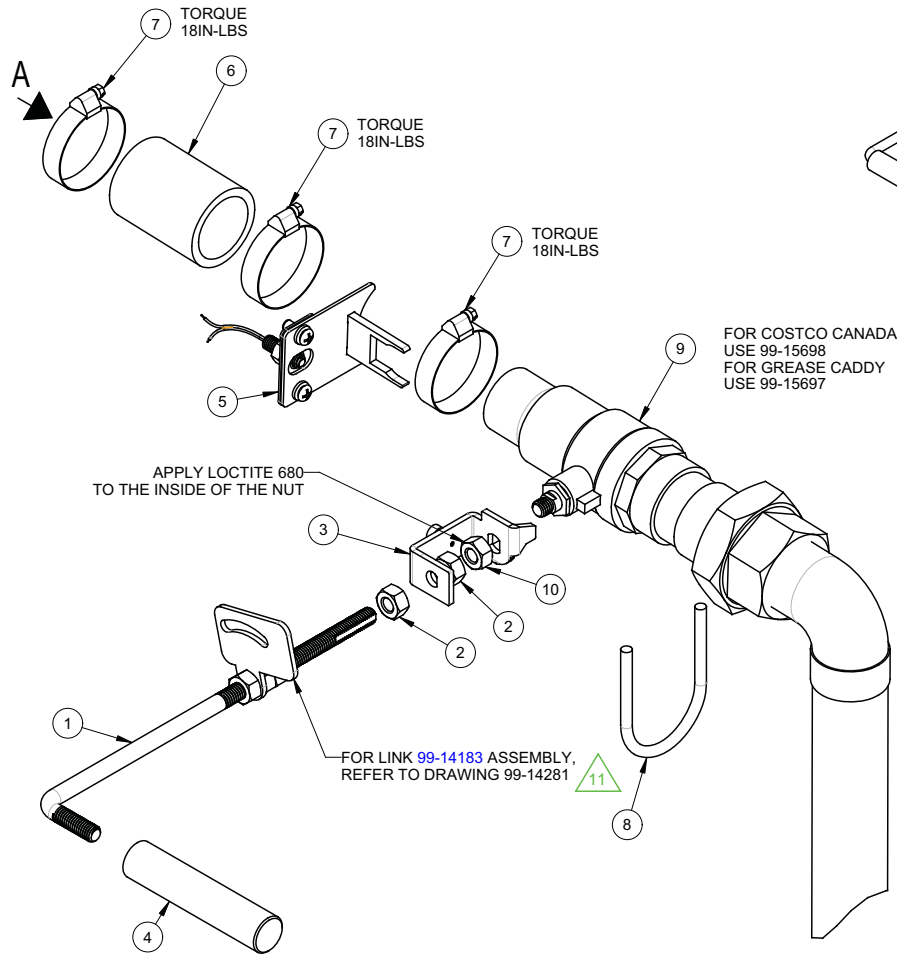
PART NAME: PLUMBING ASSEMBLY, INFERNO GC			
DRAWN BY: ZHANBO LI	PART NO: -	DRAWING NO: 99-14095	REV NO: 23
APPROVED BY:			
DATE: 18-AUG-11	SCALE: 11:64	PAPER SIZE: B	SHEET: 5 OF 6
HARDT Responsive, Reliable Solutions		HARDT EQUIPMENT MANUFACTURING INC TEL: (514) 631-7271 FAX: (514) 631-7172	



CLAMPS ORIENTATION


PART NAME: PLUMBING ASSEMBLY, INFERNO GC			
DRAWN BY: ZHANBO LI	PART NO: -	DRAWING NO: 99-14095	REV NO: 23
APPROVED BY:			
DATE: 18-AUG-11	SCALE: 1:16	PAPER SIZE: B	SHEET: 6 OF 6
HARDT Responsive, Reliable Solutions		HARDT EQUIPMENT MANUFACTURING INC TEL: (514) 631-7271 FAX: (514) 631-7172	

REV	DESCRIPTION	ECO	BY	DATE
08	ADDED CLAMP (pn 3599)	2145	ZL	2014-11-20
09	USE PRE-ASSEMBLED PART 99-16473	2688	MN	2017-08-22
10	REVISED DRAWING & VIEW FORMAT REMOVED ASSEMBLY 99-14339 REPLACED WITH INDIVIDUAL COMPONENTS	2966	PGS	2019-08-20
11	ADD LINK P/N 99-14183 IN NOTE	-	XZ	2021-01-14

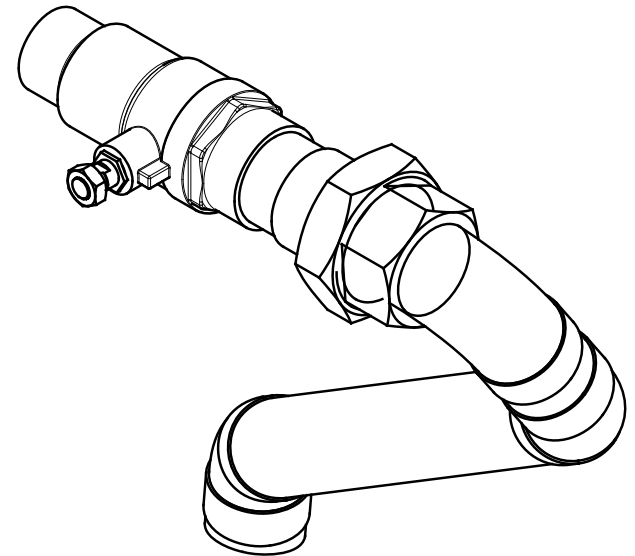
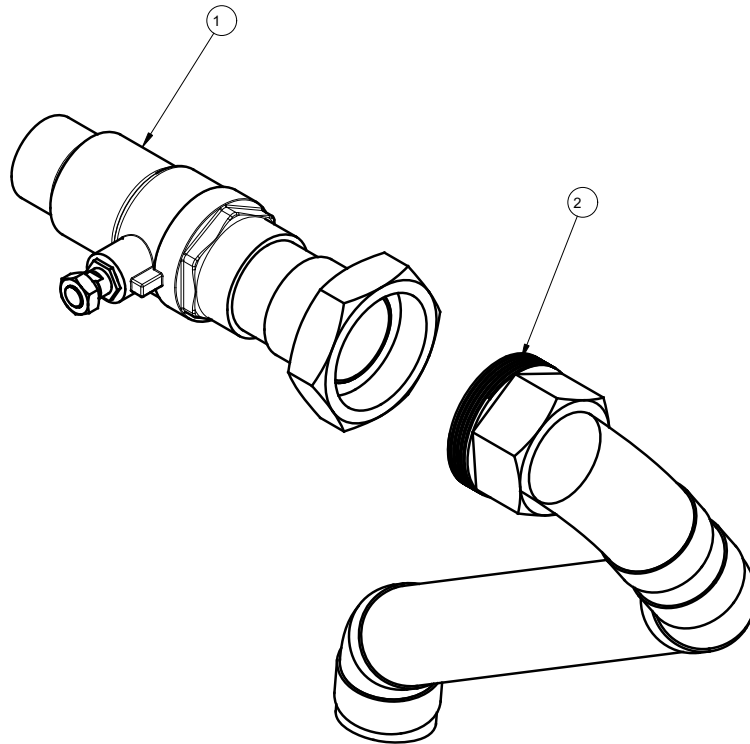


10	1	8285	-	REV -	HEX NUT 3/8-16, S/S
9	1	99-14326	99-14326	REV 07	DRAIN VALVE SUB ASSEMBLY
8	1	8607	-	REV -	U-BOLT GALV 1/4-20 x 2-1/4"W x 3-1/4"L
7	3	3599	-	REV -	CLAMP HOSE, 2" x 1-1/2" #24 SERIES, S/S
6	1	7323-2.500	-	REV -	HOSE, 1.5" ID, BOX TO DRAIN VALVE, AUTOCLEAN
5	1	99-16473	99-16473	REV 02	DRAIN VALVE SENSOR SUPPORT SUB-ASSEMBLY
4	1	6656	99-10473	REV 01	HANDLE, DRAIN VALVE, S/S
3	1	6755.ASSY	99-12420	REV 01	BRACKET, w. MAGNET, ASSY
2	2	8285	-	REV -	HEX NUT 3/8-16, S/S
1	1	7392	99-14337	REV 01	STEM, EXT. BAR ASSY, WATER DRAIN VALVE, INF GC
ITEM	QTY	PART	DRAWING		DESCRIPTION

ALL DIMENSIONS ARE IN INCHES

PART NAME:		DRAIN ASSEMBLY	
WHERE USED:		INF-GC/INF-4500 SINGLE OVEN	
MATERIAL:		SEE BOM	
FINISH:		N/A	
DRAWN BY:	XIN Z.	PART NO.:	-
APPROVED BY:		DRAWING NO.:	99-14413
		REV:	11
		SCALE:	1:4
		PAPER SIZE:	B
		SHEET:	1 OF 1
		 HARDT Responsive, Reliable Solutions	

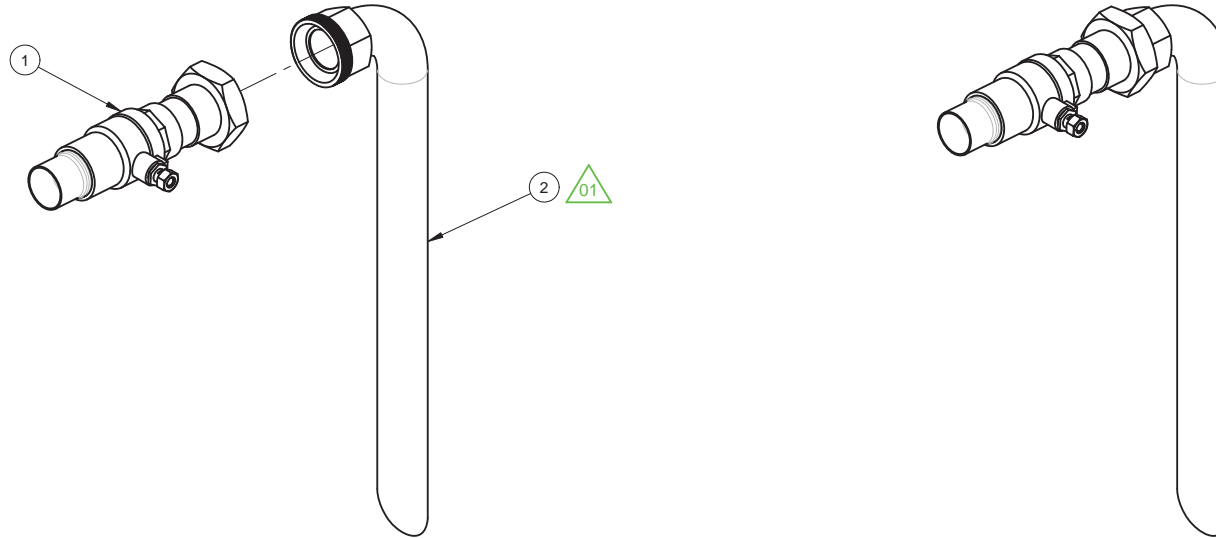
REV	DESCRIPTION	CCR	BY	DATE
0	ORIGINAL RELEASE	#2119	ZL	22-SEP-14



2	1	99-14800	99-14800	REV 1	DRAIN OUTPUT, SINGLE, CADDY
1	1	99-14326	99-14326	REV 4	DRAIN VALVE SUB ASSY, TOP
ITEM	QTY	PART	DRAWING		DESCRIPTION

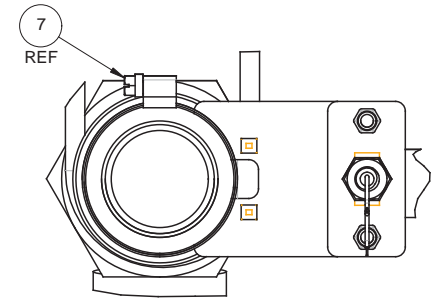
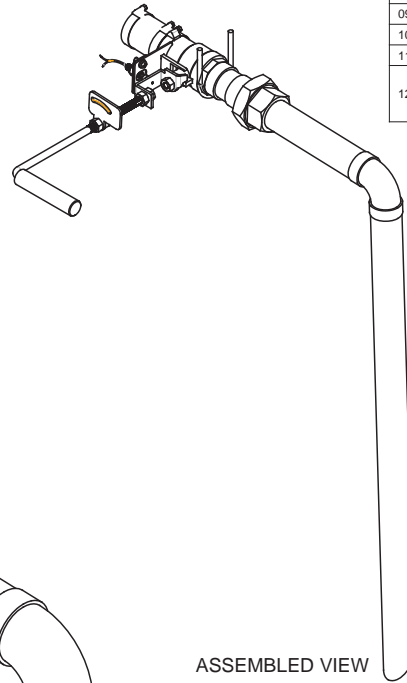
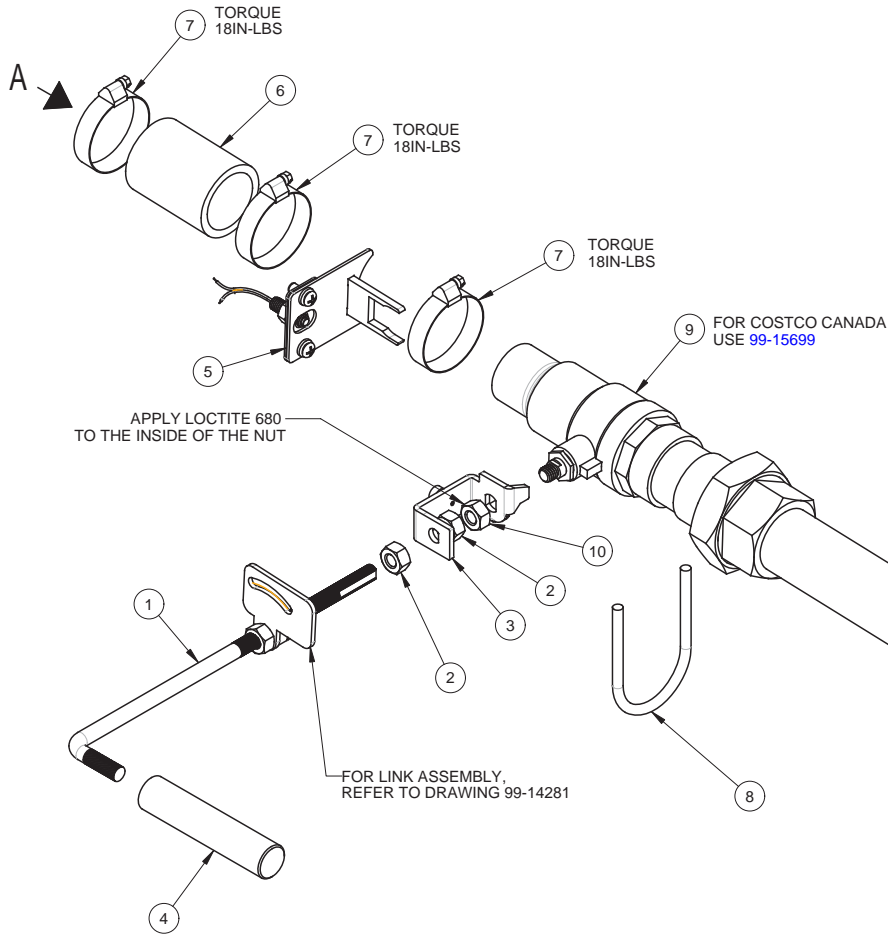
THIRD ANGLE PROJECTION	CATEGORY: INF GC	WEIGHT (LB): 5.70	PARENT ASSY: -
	MATERIAL: SEE BOM		FINISH: -
ALL DIMENSIONS ARE IN INCHES UNLESS SPECIFIED OTHERWISE. TOLERANCES ARE: FRACTIONS: ±1/32 ANGLE: ±1° BLANK .X: ±0.05 .XX: ±0.015 .XXX: ±0.005	PART NAME: DRAIN OUTPUT, ASSEMBLY, SINGLE, CADDY		DRAWING NO: 99-15697
	DRAWN BY: ZHANBO LI	PART NO: -	
	APPROVED BY:		
	DATE: 22-SEP-14	SCALE: 1:2	PAPER SIZE: B SHEET: 1 OF 1
	HARDT Responsive, Reliable Solutions	HARDT EQUIPMENT MANUFACTURING INC TEL: (514) 631-7271 FAX: (514) 631-7172	

REV	DESCRIPTION	ECO	BY	DATE
00	ORIGINAL RELEASE	#2119	ZL	22-SEP-14
01	ITEM 99-14432 REVISED	(2924)	JX	2019-04-25



2	1	99-14432	99-14432	REV 03	DRAIN OUTPUT, ASSEMBLY, S/S
1	1	99-14326	99-14326	REV 05	DRAIN VALVE ASSY, SIDEWARD CONNECTION
ITEM	QTY	PART	DRAWING		DESCRIPTION

ALL DIMENSIONS ARE IN INCHES		PART NAME: DRAIN OUTPUT, ASSEMBLY, S/S			
		WHERE USED: INF-GC / INF-4500 SINGLE OVEN			
		MATERIAL: SEE BOM			
		FINISH: -			
DRAWN BY: ZHANBO LI		PART NO: -		DRAWING NO:	REV
APPROVED BY:				99-15698	01
		SCALE: 1:4	PAPER SIZE: B	HARDT Responsive, Reliable Solutions	
		SHEET: 1 OF 1			



VIEW A
ORIENTATION OF THE 3 CLAMPS
SCALE 5:8

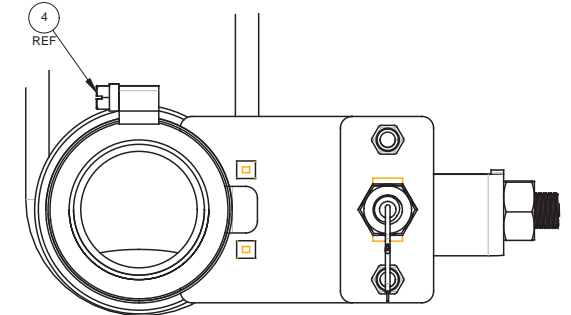
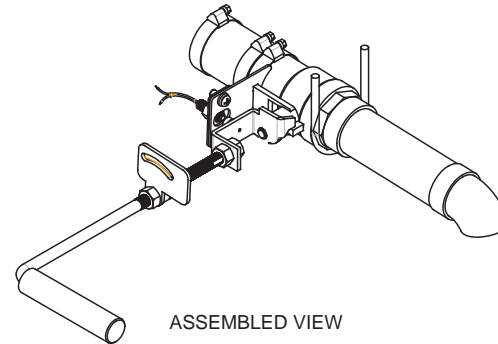
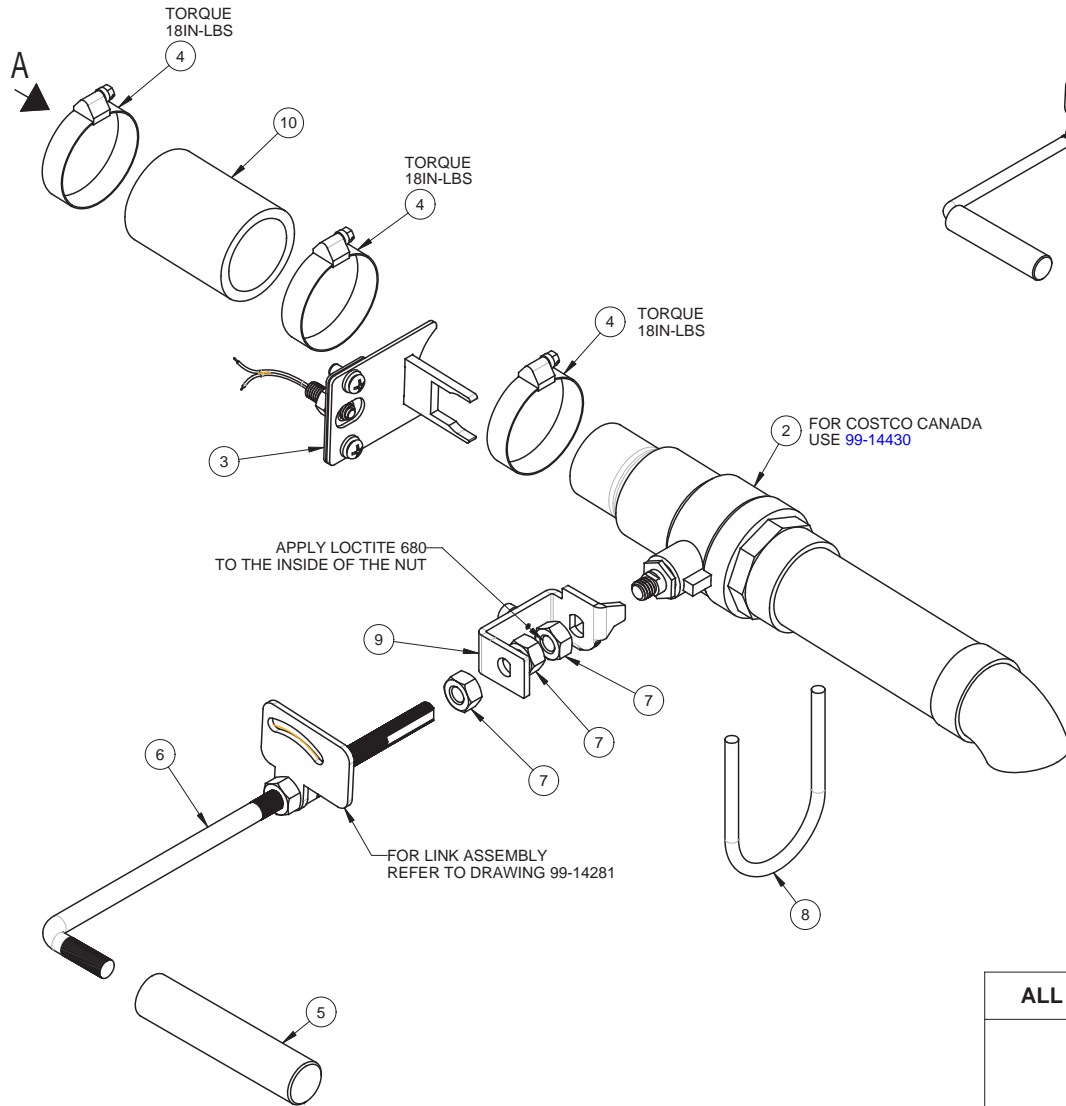
REV	DESCRIPTION		BY	DATE
06	LOCTITE 680 APPLICATION TO NUT ON MANUAL VALVES	#1886	MN	17-JAN-14
07	CREATED ASSEMBLY 99-15696 TO REPLACE 99-14326 AND 99-14324	#2119	ZL	22-SEP-14
08	ADDED CLAMP (P/N 3599)	#2145	ZL	20-NOV-14
09	TYPO CORRECTED, WAS "99-14699"		PGS	13-FEB-15
10	USE PRE-ASSEMBLED PART 99#16473	#2688	MN	2017-08-22
11	REVISED 99-15696	#2924	ZL	2019-05-10
12	REVISED 99-15696 REVISED VIEW REMOVED ASSEMBLY 99-14339 REPALCED WITH INDIVIDUAL COMPONENTS	2966	JW PGS	2019-08-05

10	1	8285	-	REV -	HEX NUT 3/8-16, S/S
9	1	99-15696	99-15696	REV 02	DRAIN OUTPUT, ASSEMBLY
8	1	8607	-	REV -	U-BOLT GALV 1/4-20 x 2"W x 3-1/4"L
7	3	3599	-	REV -	CLAMP HOSE, 2" x 1-1/2" #24 SERIES, S/S
6	1	7323.2.5	-	REV -	HOSE, 1.5" ID, BOX TO DRAIN VALVE, AUTOCLEAN
5	1	99-16473	99-16473	REV 02	DRAIN VALVE SENSOR SUPPORT SUB-ASSEMBLY
4	1	6656	99-10473	REV 01	HANDLE, DRAIN VALVE, S/S
3	1	6755.ASSY	99-12420	REV 1	BRACKET, w. MAGNET, ASS'Y
2	2	8285	-	REV -	HEX NUT 3/8-16, S/S
1	1	7392	99-14337	REV 1	STEM, EXT. BAR ASSY, WATER DRAIN VALVE, INF GC
ITEM	QTY	PART	DRAWING		DESCRIPTION

ALL DIMENSIONS ARE IN INCHES

PART NAME:		DRAIN ASSEMBLY	
WHERE USED:		INF-GC/INF-4500 TOP OVEN	
MATERIAL:		SEE BOM	
FINISH:		-	
DRAWN BY:	JOEY W	PART NO.:	-
APPROVED BY:		DRAWING NO.:	99-14412
		REV:	12
SCALE: 11:32		PAPER SIZE: B	HARDT Responsive, Reliable Solutions
SHEET: 1 OF 1			

REV	DESCRIPTION	CCR	BY	DATE
03	LOCTITE 680 APPLICATION TO NUT ON MANUAL VALVES	#1886	MN	17-JAN-14
04	ADDED CLAMP (P/N 3599)	#2145	ZL	20-NOV-14
05	USE PRE-ASSEMBLED PART 99#16473	#2688	MN	2017-08-23
06	REVISED 99-14327	#2924	ZL	2019-05-10
07	REVISED VIEW REMOVED ASSEMBLY 99-14339 REPLACED WITH INDIVIDUAL COMPONENTS	#2966	PGS	2019-09-20

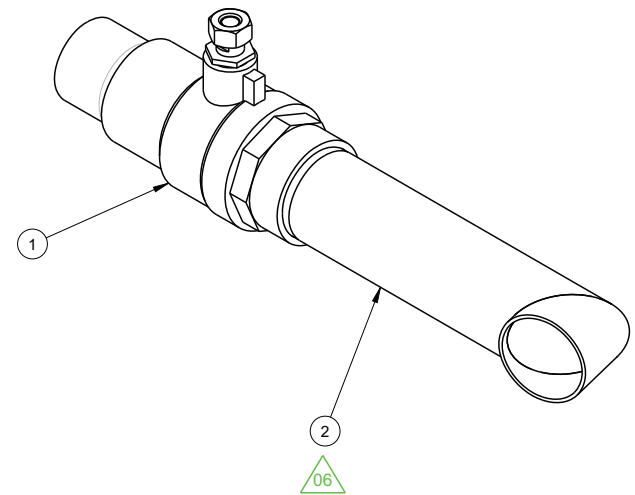
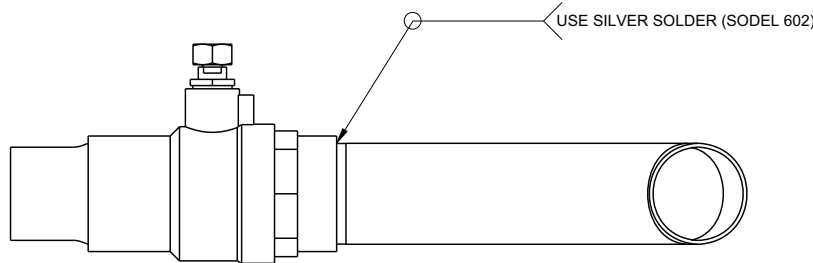
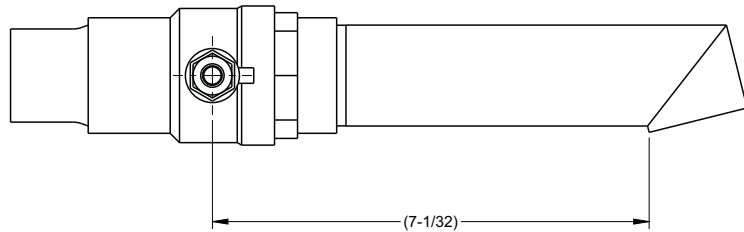


ITEM	QTY	PART	DRAWING	DESCRIPTION
10	1	7323.2.5	-	HOSE, 1.5" ID, BOX TO DRAIN VALVE, AUTOCLEAN
9	2	6755.ASSY	99-12420	BRACKET, w. MAGNET, ASS'Y
8	1	8607	-	U-BOLT GALV 1/4-20 x 2"W x 3-1/4"L
7	5	8285	-	HEX NUT 3/8-16, S/S
6	1	7392	99-14337	STEM, EXT. BAR ASSY, WATER DRAIN VALVE, INF GC
5	1	6656	99-10473	HANDLE, DRAIN VALVE, S/S
4	3	3599	-	CLAMP HOSE, 2" x 1-1/2" #24 SERIES, S/S
3	1	99-16473	99-16473	DRAIN VALVE SENSOR SUPPORT SUB-ASSEMBLY
2	1	99-14327	99-14327	OUTER DRAIN ASSY, BOTTOM OVEN, TO GR-224
1	1	99-14183	99-14183	LINK, LOWER ASSY

ALL DIMENSIONS ARE IN INCHES

PART NAME:		DRAIN ASSEMBLY	
WHERE USED:		INF-GC/INF-4500 BOTTOM OVEN	
MATERIAL:		SEE BOM	
FINISH:		-	
DRAWN BY: ZHANBO LI	PART NO.:	DRAWING NO.:	REV:
APPROVED BY:	-	99-14411	07
SCALE: 7:16		PAPER SIZE: B	
SHEET: 1 OF 1		 HARDT Responsive, Reliable Solutions	

REV	DESCRIPTION	CCR	BY	DATE
0	ORIGINAL RELEASE		RD	19-JAN-12
1	#7208		RD	28-JUN-12
2	ITEMS #6963 & #3746 1.250 REPLACED WITH REDUCER #7425 TOLERANCES CHANGES (CONVERTED TO FRACTIONS)	1673	PGS	06-DEC-12
03	CHANGE DESCRIPTION ON P/N:7425	2339	MN	2015-10-22
04	ADDED NOTE, RENAMED ASSEMBLY (WAS "DRAIN VALVE SUB ASSY, BOTTOM, S/S") REPLACED ITEM 8354 BY ITEM 8285 TO MATCH PRODUCTION REPLACED ITEM 99-14433 BY ITEMS 99-14436 & 99-14437 TO REFLECT PRODUCTION	-	CM ZL	2018-04-24 2019-04-25
05	ITEMS 3630, 8285 AND 7425 REPLACED WITH 99-20900. NOTES REVISED.	3023	JX	2020-07-14
06	ITEMS 99-14436 AND 99-14437 REPLACED WITH 99-20759. NOTES REVISED.	3056	JX	2021-09-10



2	1	99-20759	99-20759	REV 02	TUBE, OUTER DRAIN, TO GR-224
1	1	99-20900	99-20900	REV 00	BALL VALVE SUB-ASSEMBLY
ITEM	QTY	PART	DRAWING		DESCRIPTION

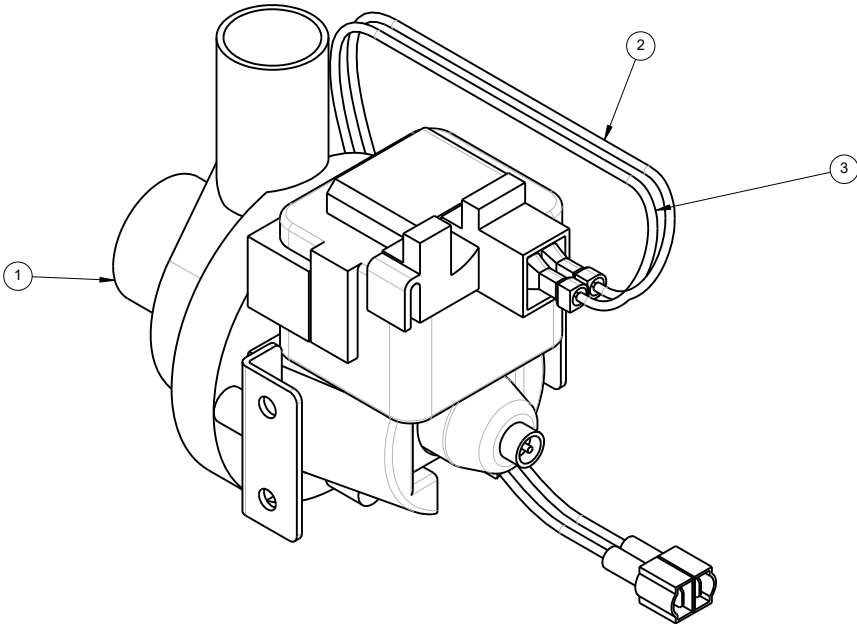
ALL DIMENSIONS ARE IN INCHES		PART NAME: OUTER DRAIN ASS'Y S/S, BOTTOM OVEN, TO GR-224			
WHERE USED:		INF-GC / INF-4500			
MATERIAL:		SEE BOM			
FINISH:		-			
DRAWN BY: JI A HUI XU		PART NO:	99-14430	DRAWING NO:	99-14430
APPROVED BY:				REV:	06
SCALE: 1:2		PAPER SIZE: B		 Responsive, Reliable Solutions	
SHEET: 1 OF 1					

NOTES:

1. ALL THE JOINTS MUST BE WATERTIGHT.



REV	DESCRIPTION	ECO	BY	DATE
00	ORIGINAL RELEASE	#2406	MN	2016-01-07
01	REMOVE DRAIN PUMP DESCRIPTION ON BOM ADD TABLE FOR DRAIN PUMP	#2442	MN	2016-02-22
02	REVISED 99-16445, 99-16446, REMOVED TABLE, ADDED DRAIN PUMP TO BOM	#2460	ZL	2016-04-21
03	REVISED ITEMS 99-16445, 99-16446	-	JX	2018-10-25
04	MODIFIED APPEARANCE OF THE PUMP, ADDED NOTE FOR ITEM 4	#3125	ZL	2021-03-04



NOTE:

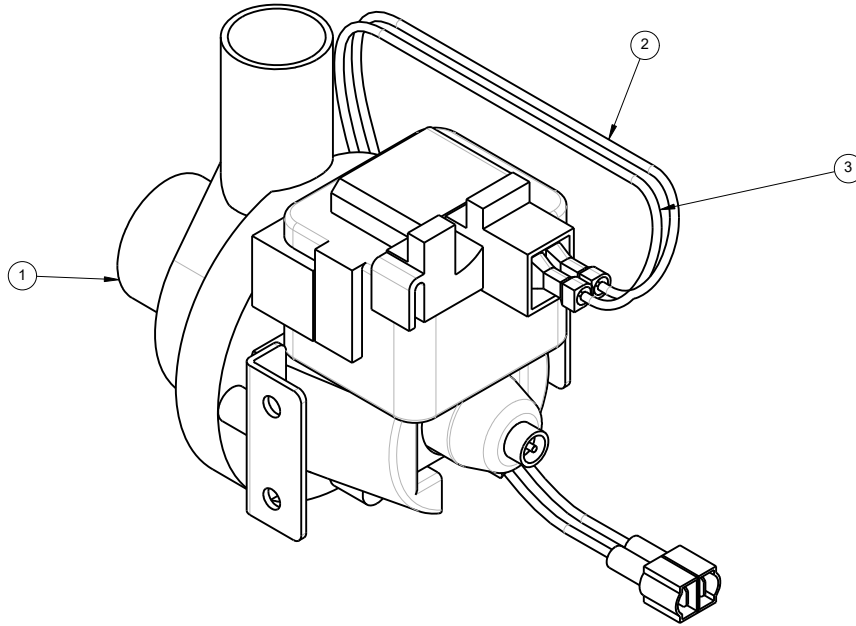
ITEM 4, PLASTIC BAG IS NOT SHOWN ON THE VIEW

4	1	886	-	REV -	BAG 2 MIL 6" x 8" DOUBLE DRAWSTRING
3	1	99-16446	99-16446	REV 02	WIRE, BLACK 12" LG. w/ TERMINAL
2	1	99-16445	99-16445	REV 02	WIRE, WHITE 12" LG. w/ TERMINAL
1	1	7322	-	REV -	PUMP DRAIN 120V 60 Hz
ITEM	QTY	PART	DRAWING		DESCRIPTION

ALL DIMENSIONS ARE IN INCHES		PART NAME: DRAIN PUMP ASSEMBLY, 100-130V			
		WHERE USED: INF-GC, INF-4500			
		MATERIAL: SEE BOM			
		FINISH: N/A			
DRAWN BY: ZHANBO LI		PART NO: 99-16447		DRAWING NO: 99-16447	
APPROVED BY:				REV: 04	
		SCALE: 1:1		PAPER SIZE: B	
		SHEET: 1 OF 1		HARDT Responsive, Reliable Solutions	

CLASS: N/A GROUP: N/A

REV	DESCRIPTION	ECO	BY	DATE
00	ORIGINAL RELEASE	#2460	ZL	2016-04-22
01	REVISED ITEMS 99-16445, 99-16446	-	JX	2018-10-25
02	MODIFIED APPEARANCE OF THE PUMP, ADDED NOTE FOR ITEM 4	#3125	ZL	2021-03-04



NOTE:

ITEM 4, PLASTIC BAG IS NOT SHOWN ON THE VIEW

4	1	886	-	REV -	BAG 2 MIL 6" x 8" DOUBLE DRAWSTRING
3	1	99-16446	99-16446	REV 02	WIRE, BLACK 12" LG. w/ TERMINAL
2	1	99-16445	99-16445	REV 02	WIRE, WHITE 12" LG. w/ TERMINAL
1	1	30569	-	REV -	DRAIN PUMP, 200-240V, 50/60HZ
ITEM	QTY	PART	DRAWING	DESCRIPTION	

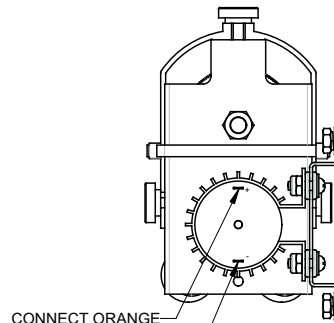
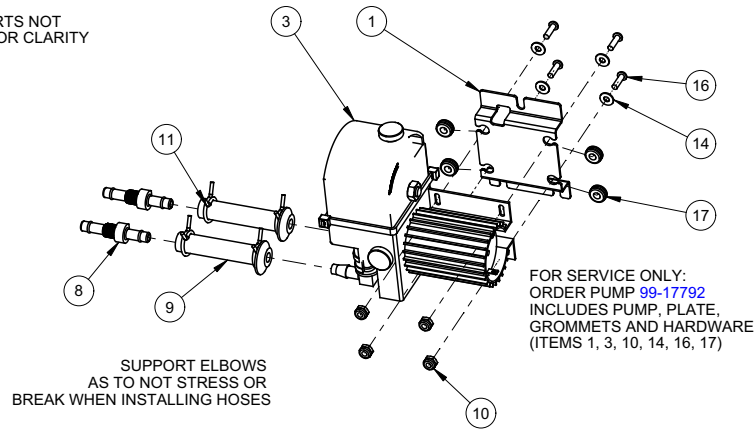
ALL DIMENSIONS ARE IN INCHES		PART NAME: DRAIN PUMP ASSEMBLY, 200-240V			
		WHERE USED: INF-GC, INF-4500			
		MATERIAL: SEE BOM			
		FINISH: N/A			
DRAWN BY: ZHANBO LI		PART NO: 99-16510		DRAWING NO: 99-16510	
APPROVED BY:				REV: 02	
		SCALE: 1:1		PAPER SIZE: B	
		SHEET: 1 OF 1		 HARDT Responsive, Reliable Solutions	

CLASS: N/A

GROUP: N/A

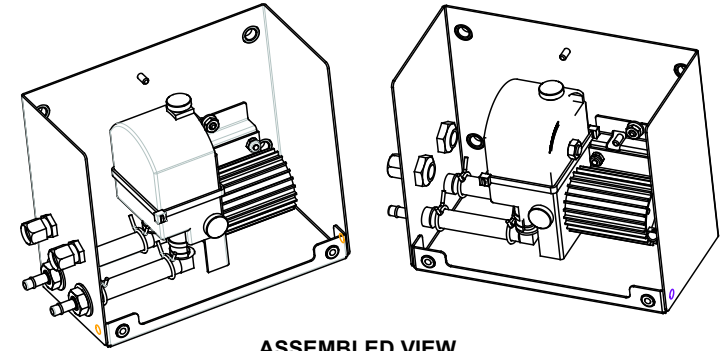
STEP 1

SOME PARTS NOT SHOWN FOR CLARITY



CONNECT ORANGE WIRE (99-17377) TO + ON MOTOR

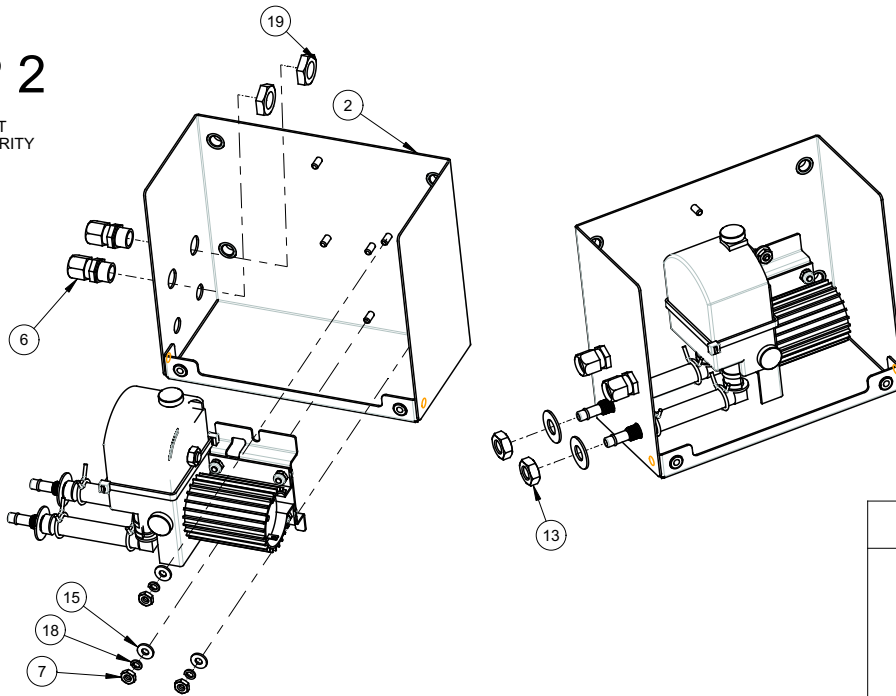
CONNECT BLACK WIRE (99-17376) TO - ON MOTOR



ASSEMBLED VIEW

STEP 2

SOME PARTS NOT SHOWN FOR CLARITY

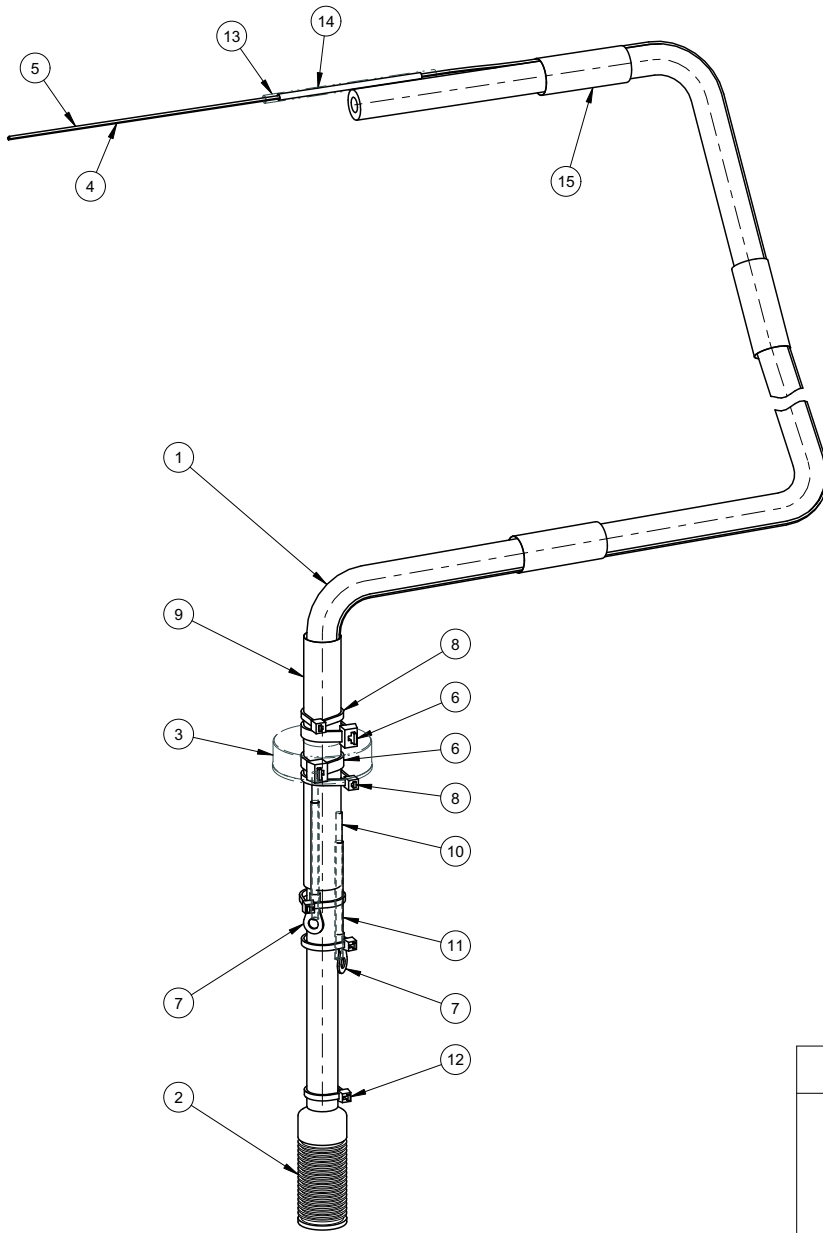


NOTE:
1) WIRES NOT SHOWN FOR CLARITY

ITEM	QTY	PART	DRAWING	DESCRIPTION	SERVICE NO
19	2	3769.NUT	REV -	NUT STRAIN RELIEF PG 7	3769.NUT
18	3	20601	REV -	LOCK WASHER S/S SPLIT FOR BOLT #8 S/S	20601
17	4	11463	REV -	RUBBER GROMMET, 7/16 OD x 3/16 ID	11463
16	4	11413	REV -	MACH. SCREW 6-32 x .500 S/S PHILLIPS ROUND HEAD	11413
15	3	11134	REV -	WASHER, FLAT, S/S, #8	11134
14	4	11126	REV -	WASHER, FLAT, S/S, #6	11126
13	2	8484	REV -	HEX NUT 3/8-24UNF	8484
12	2	8283	REV -	WASHER, FLAT, S/S, 3/8"	8283
11	4	7452	REV -	1/2 INCH CONSTANT TENSION SPRING HOSE CLAMP	7452
10	4	7099	REV -	NUT HEX LOCK W/NYLON INSERT S/S 6-32	7099
9	2	5753-2.500	REV -	HOSE SUPRENE 1/4"ID X 2 1/2" LONG	5753-2.500
8	2	5590	99-6811 REV 01	FITTING, TUBE-TO-TUBE, BARBED	5590
7	3	3796	REV -	HEX NUT 8-32, S/S	3796
6	2	3769	REV -	STRAIN RELIEF PG 7	3769
5	1	99-17377	99-17377 REV 02	WIRE ASSEMBLY ORANGE DEGREASER PUMP	99-17377
4	1	99-17376	99-17376 REV 02	WIRE ASSEMBLY BLACK DEGREASER PUMP	99-17376
3	1	99-16964	99-16964 REV 00	DEGREASER PUMP WITH CABLE TIES 7.4" WHITE	99-17792
2	1	99-15830	99-15830 REV 07	BASE A, ENCLOSURE, DEGREASER PUMP	99-15830
1	1	99-15820	99-15820 REV 04	HOLDER, DEGREASER PUMP	99-15820

ALL DIMENSIONS ARE IN INCHES


PART NAME:		DEGREASER PUMP SUB-ASSEMBLY	
WHERE USED:		INF GC / 4500	
MATERIAL:		SEE BOM	
FINISH:		N/A	
DRAWN BY: MIKHAIL O.	PART NO:	99-16472	DRAWING NO: 99-16472
APPROVED BY:			REV: 04
SCALE: 5:16		PAPER SIZE: B	
SHEET: 1 OF 1		HARDT Responsive, Reliable Solutions	

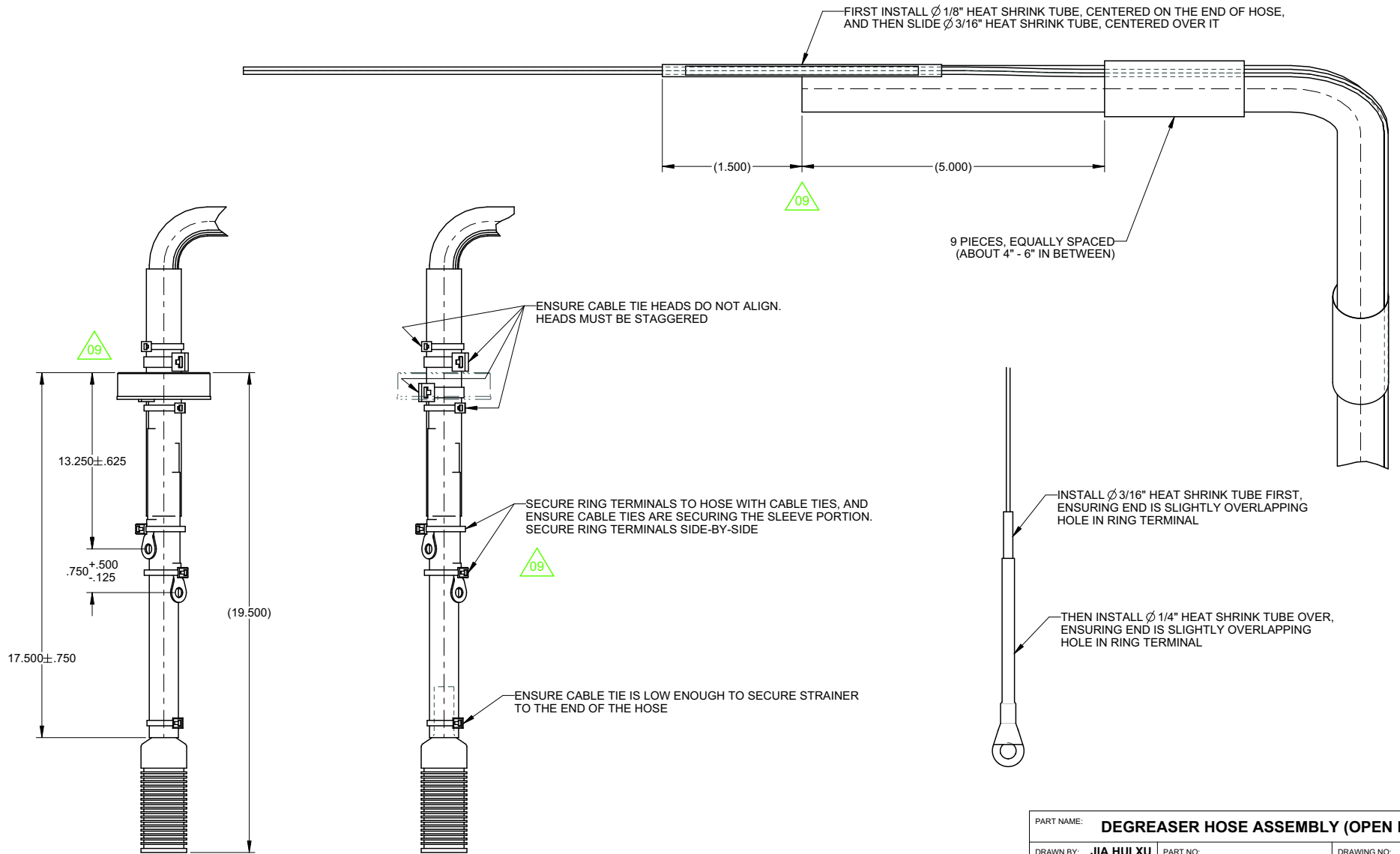



REV	DESCRIPTION	ECO	BY	DATE
04	ADDED NOTES	2411	ZL	2016-01-18
05	REMOVED NOTES, ASSEMBLY CONSIDERED 'PRODUCTION ONLY'	2736	PGS	2018-01-02
06	ADDED ADDITIONAL ASSEMBLY VIEWS REPLACED CABLE TIE 4290 WITH 4590 CORRECTED HEAT SHRINK SIZE & PART NO.	2779	PGS	2018-03-06
07	REVISED ITEM 4583, TUBE LENGTH CHANGED, WAS 13", NOW 16" REVISED ITEM 7462, TUBE LENGTH CHANGED, WAS 2", NOW 2.5" REVISED ITEM 7463, TUBE LENGTH CHANGED, WAS 1.5", NOW 2" REVISED ITEM 3779.HOLE, DESCRIPTION CHANGED CHANGED PART NAME, WAS "DEGREASER, HOSE KIT (OPEN LOOP)"	2823	FB	2018-08-15
08	MODIFIED ITEM 1: WAS 5753_78; IS 5753-78.000	2968	JW	2019-12-19
09	REVISED DIMENSIONS AND TOLERANCES	3112	JX	2020-11-13

15	9	(4584)	-	REV -	TUBE HEAT SHRINK CLEAR 2:1 3/4" x 1.5" LONG
14	1	(4578)	-	REV -	TUBE HEAT SHRINK BLACK 2:1 1/8" x 2.5" LONG
13	1	(4579)	-	REV -	TUBE HEAT SHRINK BLACK 2:1 3/16" x 3" LONG
12	3	4567	-	REV -	CABLE TIE 4" BLACK HIGH TEMP
11	2	(7463)	-	REV -	TUBE HEAT SHRINK FLAME RETARDANT RED 1/4" x 2"
10	2	(7462)	-	REV -	TUBE HEAT SHRINK FLAME RETARDANT RED 3/16" x 2.5"
9	1	(4583)	-	REV -	TUBE HEAT SHRINK BLACK 2:1 3/4" x 16" LONG
8	2	4233	-	REV -	CABLE TIE 4" WHITE PLT1M-M
7	2	4291	-	REV -	TERMINAL RING #10 STUD 16-14 AWG HIGH TEMP
6	2	4590	-	REV -	CABLE TIE 7.4" WHITE PLT2S-M
5	1	(11116)	-	REV -	WIRE UL1815 18AWG WHITE 120" LONG
4	1	(11365)	-	REV -	WIRE UL1815 18AWG RED 121" LONG
3	1	3779.HOLE	-	REV -	DEGREASER BOTTLE CAP WHITE
2	1	3999M	-	REV -	STRAINER CHEMICAL W/ CHECK VALVE
1	1	5753-78.000	-	REV -	HOSE SUPRENE 1/4"ID x 1/2"OD x 78" LONG
ITEM	QTY	PART	DRAWING	DESCRIPTION	

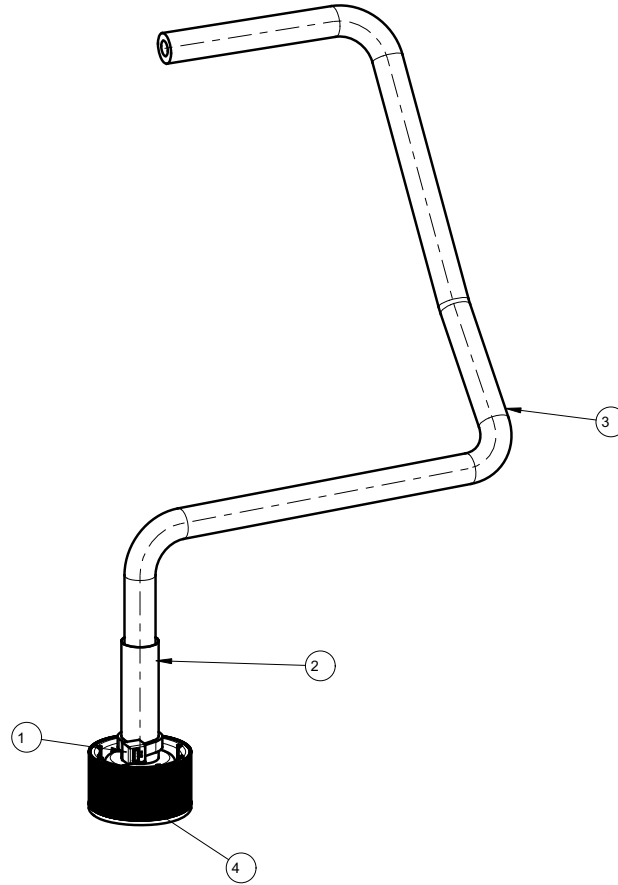
ALL DIMENSIONS ARE IN INCHES

PART NAME: DEGREASER HOSE ASSEMBLY (OPEN LOOP)	
WHERE USED: INF-GC / INF-3500 / INF-4500	
MATERIAL: SEE BOM	
FINISH: N/A	
DRAWN BY: JIA HUI XU	PART NO: 3849
APPROVED BY:	DRAWING NO: 99-8447 REV 09
SCALE: 1:2 PAPER SIZE: B	 HARDT Responsive, Reliable Solutions
SHEET: 1 OF 2	



PART NAME: DEGREASER HOSE ASSEMBLY (OPEN LOOP)		DRAWING NO: 99-8447		REV: 09
DRAWN BY: JIA HUI XU	PART NO: 3849			
APPROVED BY:		SCALE: 5:8	PAPER SIZE: B	 HARDT Responsive, Reliable Solutions
		SHEET: 2 OF 2		

REV	DESCRIPTION	CCR	BY	DATE
00	ORIGINAL RELEASE	-	MD	13 OCT 09
01	APPLIED NEW DRAWING FORMAT		ZL	07-OCT-14
02	REMOVED WIRE AND HEAT SHRINK	#2209	ZL	24-MAR-14
03	ADDED PART NUMBER FOR DEGREASER BOTTLE CAP	#2411	ZL	2016-01-18



THIRD ANGLE PROJECTION		CATEGORY: ACCY	WEIGHT (LB): 0.39	PARENT ASSY: -
		MATERIAL: SEE BOM		FINISH: -
ALL DIMENSIONS ARE IN INCHES UNLESS SPECIFIED OTHERWISE TOLERANCES ARE: FRACTIONS: ±1/32 ANGLE: ±1° BLANK: .X: ±0.05 .XX: ±0.015 .XXX: ±0.005		PART NAME: HOSE KIT, DEGREASER, CLOSED LOOP DRAWN BY: ZHANBO LI PART NO: 5883 DRAWING NO: 99-12424		
APPROVED BY:		DATE: 13 OCT 09	SCALE: 3:8	PAPER SIZE: B SHEET: 1 OF 1
HARDT Responsive, Reliable Solutions		HARDT EQUIPMENT MANUFACTURING INC TEL: (514) 631-7271 FAX: (514) 631-7172		

03

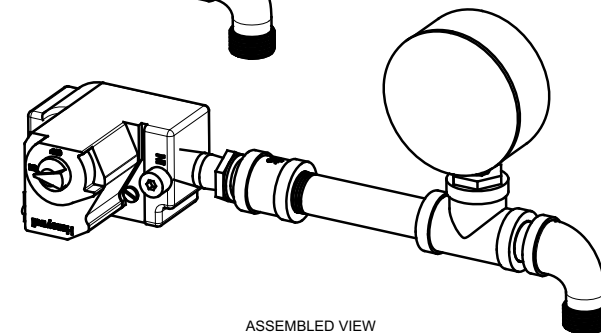
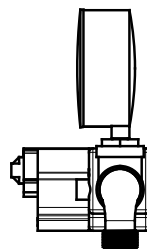
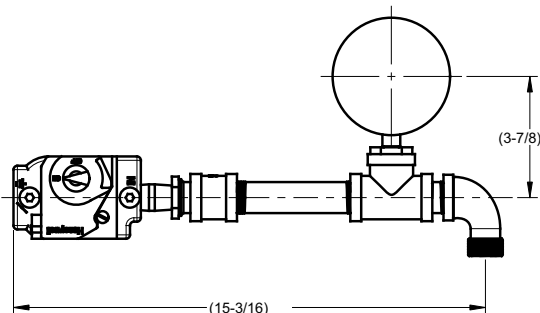
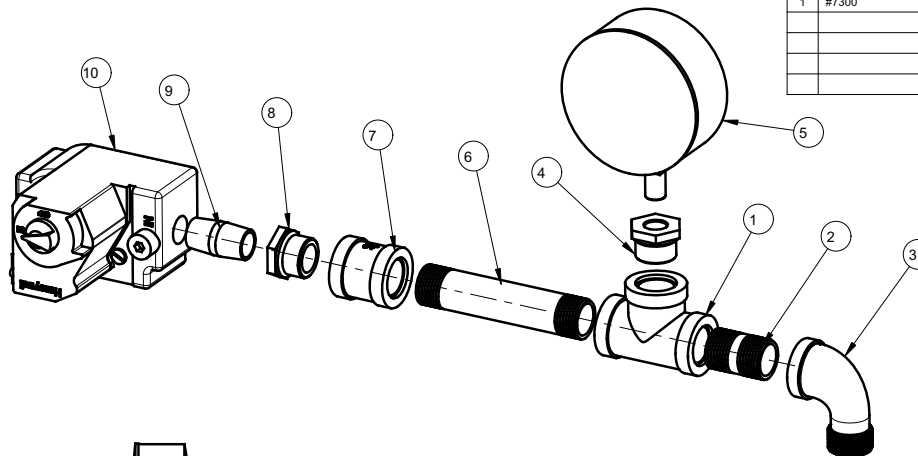
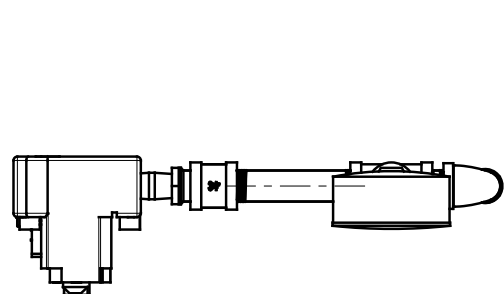
ITEM	QTY	PART	DRAWING	DESCRIPTION
4	1	5883.CAP	DEGREASER_BOTTLE_CAP	BOTTLE CAP, DEGREASER
3	1	5753.65	5747-65_IN	HOSE SUPRENE 1/4"ID X 1/2"OD x 65" LG, DEGREASER
2	1	4583.2	4583_2	HEAT SHRINK BLACK 3/4"X 2"
1	1	4290	4290	CABLE TIE 8" WHITE

THINK SAFETY - REMOVE ALL BURRS, SHARP EDGES AND CORNERS

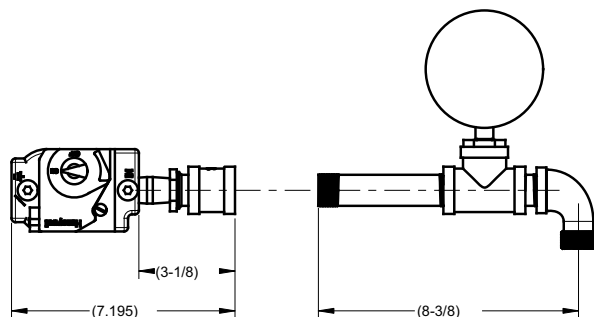
PROJ. MODEL: 99-1416/ASSEM / FILE NAME: 99-14525

THE FLAT VIEW IS SHOWN FOR REFERENCE ONLY, THE VENDOR IS RESPONSIBLE FOR PROVIDING THE CORRECT FLAT IN ORDER TO OBTAIN THE FINISHED PART AS DIMENSIONED.

REV	DESCRIPTION	BY	DATE
0	ORIGINAL RELEASE	RD	08-MAY-12
1	#7300	RD	27-AUG-12



ASSEMBLED VIEW



ITEM	QTY	PART	DRAWING	DESCRIPTION
10	1	4021	4021	GAS VALVE #VR8205A2123B/HONEYWELL/5A7W.C.
9	1	3626	3626	NIPPLE 1/2x1-1/2 BLK NPT 150LBS WOG
8	1	3657	3657	REDUCER BUSHING 3/4X1/2 NPT BLK 150LBS WOG
7	1	3678	3678	COUPLING 3/4 IN. NPT BLK SCH-40
6	1	3616	3616	NIPPLE 3/4"x4-1/2" BLK NPT 150LBS WOG
5	1	4459	4459	PRESSURE GAUGE 0/15IN. W/C 2-1/2IN.NPT
4	1	3589	3589	REDUCER BUSHING 3/4X1/4 NPT BLK 150LBS WOG
3	1	3700	99-6621	ELBOW 3/4" STREET NPT M/F 150LBS WOG
2	1	3720	99-6618	NIPPLE 3/4"x1-1/2" BLK NPT 150LBS WOG
1	1	3653	99-6616	TEE 3/4"x3/4"x3/4" BLK 150LBS WOG

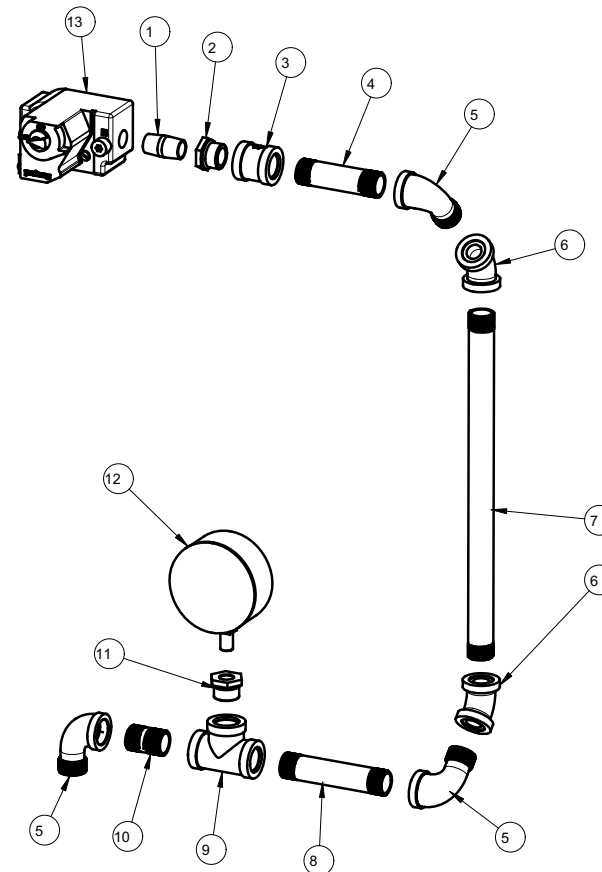
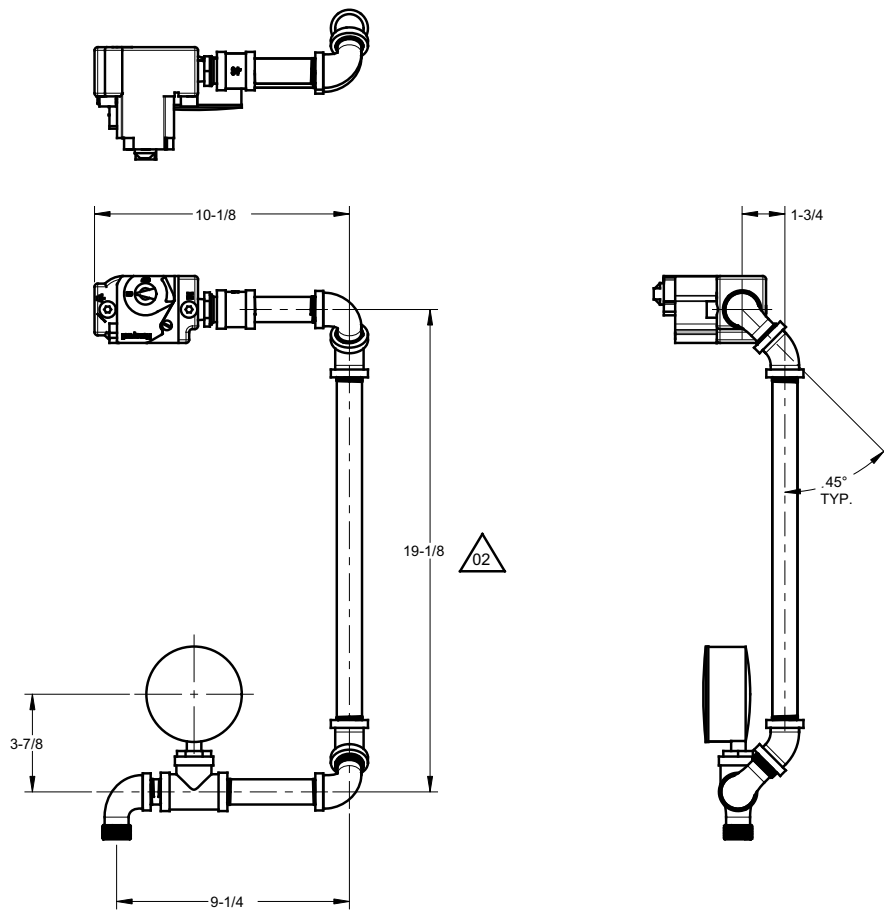
THIRD ANGLE PROJECTION		CATEGORY:	INF-GC	WEIGHT (LB):	-	PARENT ASSY:	-	
		MATERIAL:	SEE BOM				FINISH:	-
ALL DIMENSIONS ARE IN INCHES UNLESS SPECIFIED OTHERWISE TOLERANCES ARE: FRACTIONS: ±1/32 ANGLE: ±1° BLANK: .X: ±0.1 .XX: ±0.01 .XXX: ±0.005		CUT SIZE:					BEND ALL:	-
FEATURE MARKED ARE CRITICAL TO QUALITY F FIT AND FUNCTION A APPEARANCE		PART NAME:	GAS LINE, INF-GC, SINGLE				DRAWING NO.:	99-14525
		DRAWN BY:	R.DIMITROV	PART NO.:	-		SHEET:	1 OF 1
		APPROVED BY:			DATE:	08-MAY-12	SCALE:	1:4
		HARDT EQUIPMENT MANUFACTURING INC. 1756 50 AVE. LACHINE, QUEBEC, CANADA H8T 2V5 TEL: (514) 631-7271 FAX: (514) 631-7172						

THINK SAFETY - REMOVE ALL BURRS, SHARP EDGES AND CORNERS

PROJ MODEL: 99-14458/ASSEM / FILE NAME: 99-14458

THE FLAT VIEW IS SHOWN FOR REFERENCE ONLY, THE VENDOR IS RESPONSIBLE FOR PROVIDING THE CORRECT FLAT IN ORDER TO OBTAIN THE FINISHED PART AS DIMENSIONED.

REV	DESCRIPTION	BY	DATE
0	ORIGINAL RELEASE	RD	01-MAR-12
1	#7102	RD	07-MAY-12
02	DIMENSION 19-1/8 WAS 18-3/4	ZL	07-NOV-14



ITEM	QTY	PART	DRAWING	DESCRIPTION
13	1	4021	4021	GAS VALVE #VR8205A2123B/HONEYWELL/5A7W.C.
12	1	4459	4459	PRESSURE GAUGE 0/15IN. W/C 2-1/2IN.NPT
11	1	3589	3589	REDUCER BUSHING 3/4X1/4 NPT BLK 150LBS WOG
10	1	3720	99-6618	NIPPLE 3/4"X1-1/2" BLK NPT 150LBS WOG
9	1	3653	99-6616	TEE 3/4"X3/4"X3/4" BLK 150LBS WOG
8	1	3616	3616	NIPPLE 3/4"X4-1/2" BLK NPT 150LBS WOG
7	1	-	PIPE_BLACK_IRON_1	NIPPLE 3/4"X14-1/2" BLK NPT 150LBS WOG
6	2	3907	ELBOW_45	ELBOW 45 DEG BLACK PIPE 3/4"
5	3	3700	99-6621	ELBOW 3/4" STREET NPT M/F 150LBS WOG
4	1	3702	PIPE_BLACK_IRON_1	NIPPLE 3/4"X3-1/2" BLK NPT 150LBS WOG
3	1	3678	3678	COUPLING 3/4 IN. NPT BLK SCH-40
2	1	3657	3657	REDUCER BUSHING 3/4X1/2 NPT BLK 150LBS WOG
1	1	3626	3626	NIPPLE 1/2X1-1/2 BLK NPT 150LBS WOG
ITEM	QTY	PART	DRAWING	DESCRIPTION

FEATURE MARKED ARE
CRITICAL TO QUALITY

F FIT AND FUNCTION

A APPEARANCE

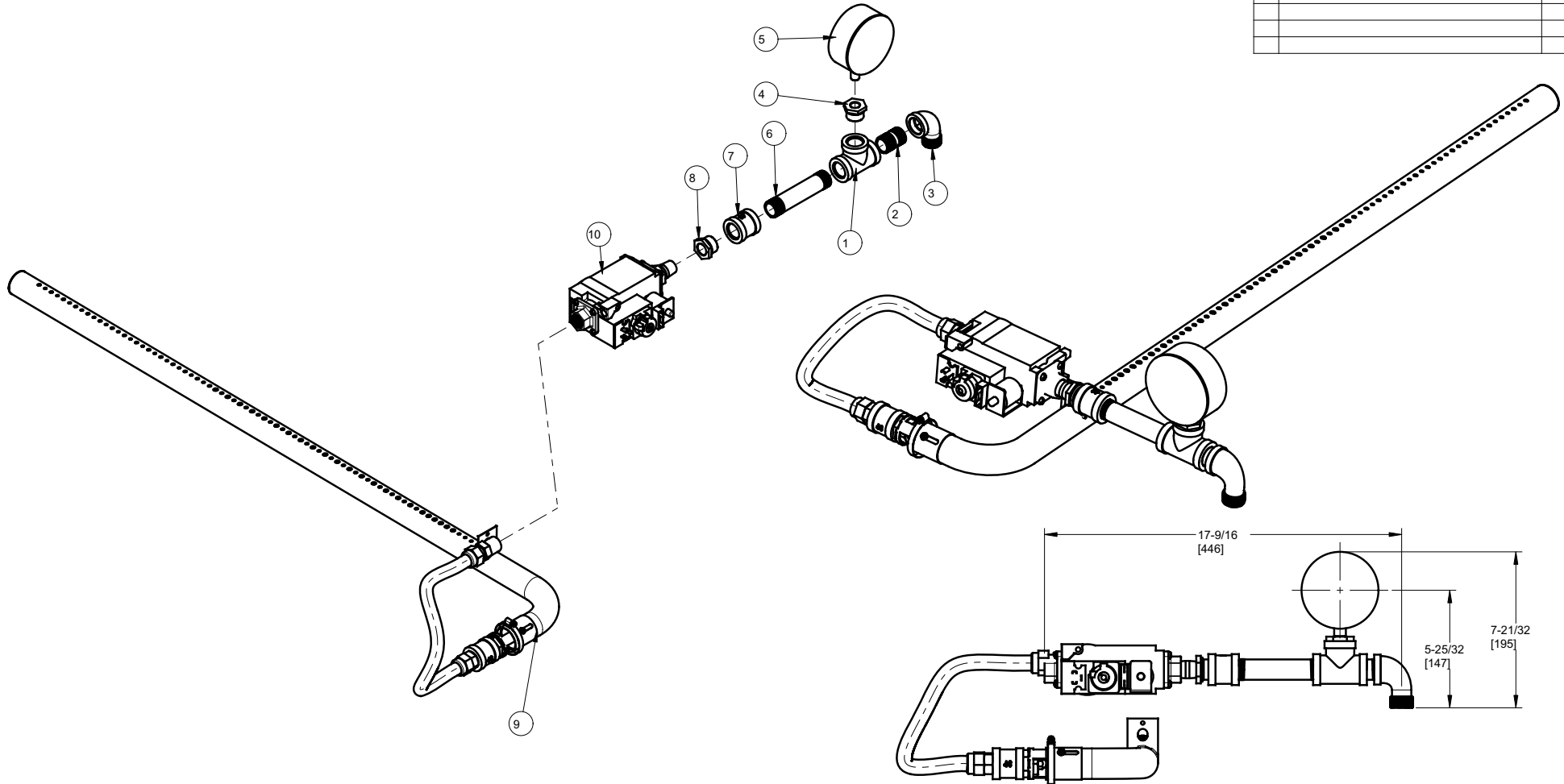
THIRD ANGLE PROJECTION		CATEGORY:	INF-GC	WEIGHT (LB):	-	PARENT ASSY:	-		
		MATERIAL:	SEE BOM				FINISH:	-	
ALL DIMENSIONS ARE IN INCHES UNLESS SPECIFIED OTHERWISE TOLERANCES ARE: FRACTIONS: ±1/32 ANGLE: ±1° BLANK: X: ±0.1 XX: ±0.01 XXX: ±0.005		CUT SIZE:					BEND ALL:	-	
		PART NAME:	GAS LINE ASSY, INF-GC, TOP VENT					DRAWING NO:	99-14458
		DRAWN BY:	MEISSA N.	PART NO:	-		SHEET:	1 OF 1	
		APPROVED BY:							
		DATE:	01-MAR-12	SCALE:	13:64	PAPER SIZE:	B		
		HARDT EQUIPMENT MANUFACTURING INC. 1756 50 AVE. LACHINE, QUEBEC, CANADA H8T 2V5 TEL: (514) 631-7271 FAX: (514) 631-7172							

THINK SAFETY - REMOVE ALL BURRS, SHARP EDGES AND CORNERS

PROJ. MODEL: 99-14561/ASSEM / FILE NAME: 99-14708

THE FLAT VIEW IS SHOWN FOR REFERENCE ONLY, THE VENDOR IS RESPONSIBLE FOR PROVIDING THE CORRECT FLAT IN ORDER TO OBTAIN THE FINISHED PART AS DIMENSIONED.

REV	DESCRIPTION	BY	DATE
0	ORIGINAL RELEASE	MN	11-JUN-12

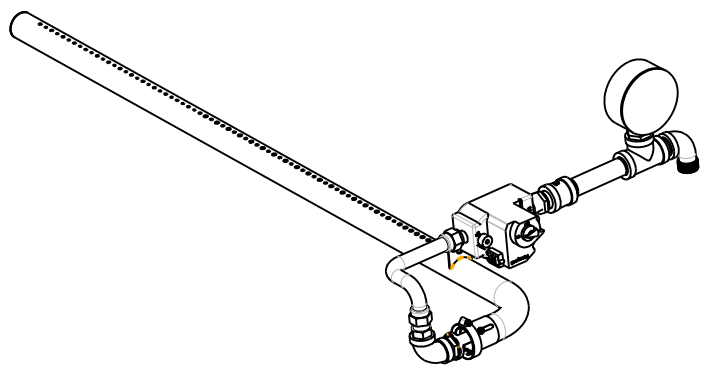
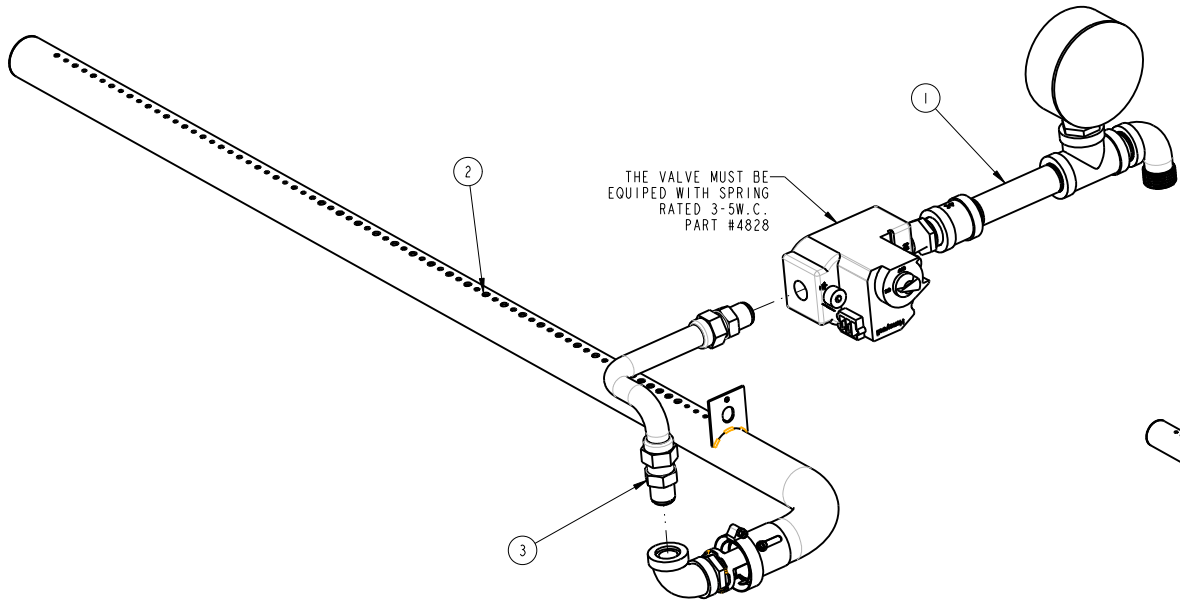


ITEM	QTY	PART	DRAWING	DESCRIPTION
10	1	4034	99-14707	REV 0 GAS VALVE, 230V, 50HZ
9	1	-	99-14704	REV 1 BURNER, BACK WITH JET ASSY, INF GC
8	1	3657	3657	REV - REDUCER BUSHING 3/4X1/2 NPT BLK 150LBS WOG
7	1	3678	3678	REV - COUPLING 3/4 IN. NPT BLK SCH-40
6	1	3616	3616	REV - NIPPLE 3/4"x4-1/2" BLK NPT 150LBS WOG
5	1	4459	4459	REV - PRESSURE GAUGE 0/15IN. W/C 2-1/2IN.NPT
4	1	3589	3589	REV - REDUCER BUSHING 3/4X1/4 NPT BLK 150LBS WOG
3	1	3700	99-6621	REV - ELBOW 3/4" STREET NPT M/F 150LBS WOG
2	1	3720	99-6618	REV - NIPPLE 3/4"x1-1/2" BLK NPT 150LBS WOG
1	1	3653	99-6616	REV - TEE 3/4"x3/4"x3/4" BLK 150LBS WOG
ITEM	QTY	PART	DRAWING	DESCRIPTION

NOTE:
 * REMOVE ALL BURRS, SHARP EDGES AND CORNERS.
 * UNLESS OTHERWISE SPECIFIED, AFTER-BEND DIMENSIONS ARE:
 - OD (OUTSIDE DIMENSION) FOR 90° BENDS AND MORE.
 - ID (INSIDE DIMENSION) FOR BENDS LESS THAN 90°
 - HAVE A TOLERANCE OF ±1,0 MM

THIRD ANGLE PROJECTION	CATEGORY:	INF-GC	WEIGHT (KG):	522860.70	PARENT ASSY:	-
	MATERIAL:	SEE BOM			FINISH:	-
	CUT SIZE:				BEND ALL:	-
ALL DIMENSIONS ARE IN INCHES [METRIC] UNLESS SPECIFIED OTHERWISE TOLERANCES ARE: FRACTIONS: ±1/32 ANGLE: ±1° BLANK: X: ±0.1 XX: ±0.01 XXX: ±0.005	PART NAME:	GAS INTAKE ASSEMBLY				
	DRAWN BY:	MEISSA N.	PART NO:	-	DRAWING NO:	99-14708
	APPROVED BY:					
	DATE:	11-JUN-12	SCALE:	13:64	PAPER SIZE:	B
					SHEET:	1 OF 1
	HARDT EQUIPMENT MANUFACTURING INC. 1756 50 AVE. LACHINE, QUEBEC, CANADA H8T 2V5 TEL: (514) 631-7271 FAX: (514) 631-7172					

REV	DESCRIPTION	ECO	BY	DATE
00	ORIGINAL RELEASE	-	RD	08-JUN-12
01	ASSEMBLY #99-14282 IS REVISED	#2389	MN	2015-12-16



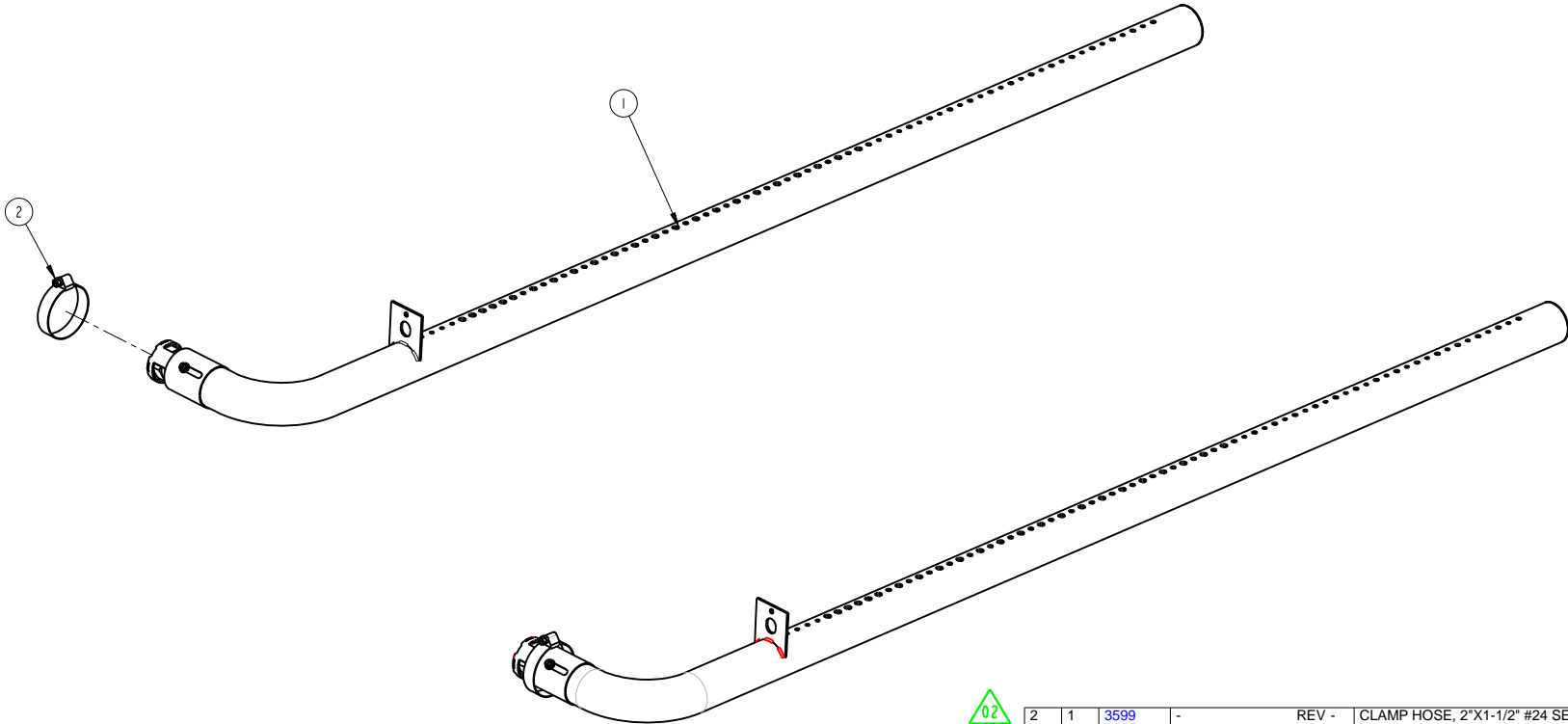
ASSEMBLED VIEW
SCALE 5:32



3	1	4875.12	99-14513	REV 0	FLEXHOSE 1/2"DIA 12" LG
2	1	-	99-14282	REV 3	BURNER, BACK WITH JET ASS'Y, INF GC
1	1	-	99-14525	REV 0	GAS LINE, INF-GC, SINGLE

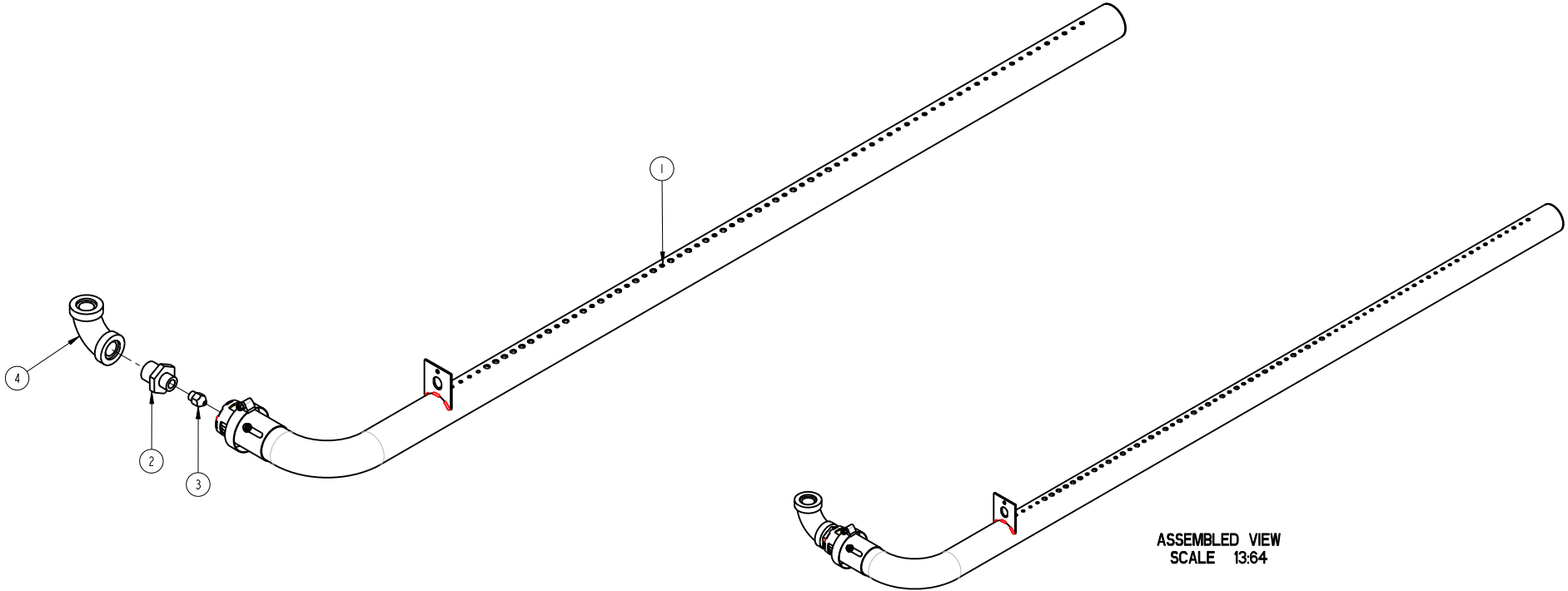
ITEM	QTY	PART	DRAWING	DESCRIPTION
THIRD ANGLE PROJECTION				
			CATEGORY: INF-GC	WEIGHT (LB) 6027182.81
			MATERIAL: SEE BOM	PARENT ASSY: -
			PART NAME: GROUND POINT DIAGRAM	
			DRAWN BY: R.DIMITROV	PART NO: -
			APPROVED BY:	DRAWING NO: 99-14705
			DATE: 01-FEB-13	SCALE: 1:4
			PAPER SIZE: B	SHEET: 1 OF 1
			HARDT Responsive, Reliable Solutions	
			HARDT EQUIPMENT MANUFACTURING INC. TEL: (514) 631-7271 FAX: (514) 631-7172	

REV	DESCRIPTION	ECO	BY	DATE
00	ORIGINAL RELEASE	-	RH	17-MAR-11
1	ASSEMBLY P/N 99-14101 IS REVISED	#1775	MN	02-APR-13
02	CLAMP P/N WAS 3528	#2389	MN	2015-12-16



2	1	3599	-	REV -	CLAMP HOSE, 2"X1-1/2" #24 SERIES, S/S
1	1	--	99-14101	REV 03	ASSEMBLY, BURNER
ITEM	QTY	PART	DRAWING	DESCRIPTION	
THIRD ANGLE PROJECTION					
			CATEGORY: INF-GC	WEIGHT (LB): 4.28	PARENT ASSY: -
			MATERIAL: SEE BOM		FINISH: -
			PART NAME: ASSY, BURNER, NG, W/CLAMP		
			DRAWN BY: R.Hannaby	PART NO: 7344.CLAMP	DRAWING NO: 99-14100
			APPROVED BY:		
			DATE: 17-MAR-11	SCALE: 1:4	PAPER SIZE: B SHEET: 1 OF 1
			HARDT Responsive, Reliable Solutions		
			HARDT EQUIPMENT MANUFACTURING INC. TEL: (514) 631-7271 FAX: (514) 631-7172		

REV	DESCRIPTION	ECO	BY	DATE
00	ORIGINAL RELEASE	-	ZL	01-AUG-11
1	#7169		RD	08-JUN-12
2	ASSEMBLY #99-14100 IS REVISED	#1775	MN	02-APR-13
3	ASSEMBLY #99-14100 IS REVISED	#2389	MN	2015-12-16



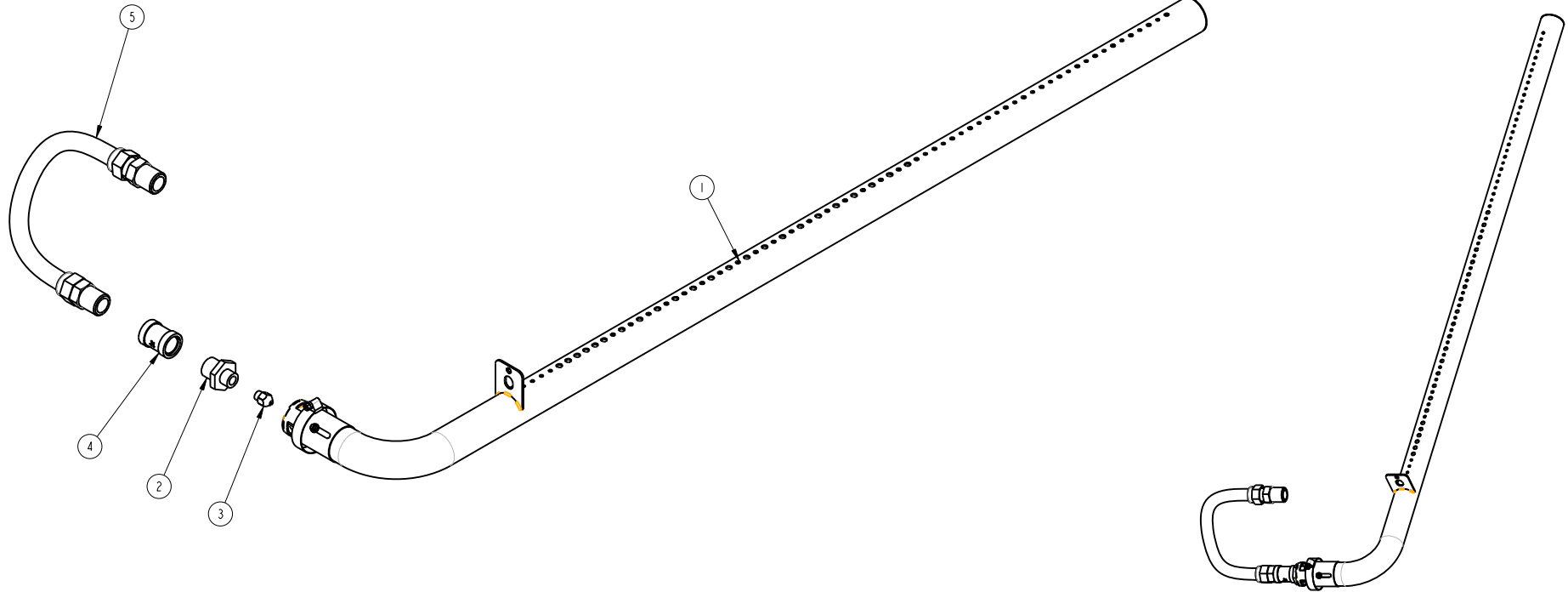
ASSEMBLED VIEW
SCALE 13:64

4	1	3620	99-6622	REV -	ELBOW 1/2" NPT BLK 150LBS WOG 90DEG
3	1	4865	99-4616	REV -	JET # 23
2	1	4864	99-6612	REV -	JET SUPPORT
1	1	7344.CLAMP	99-14100	REV 02	ASSY, BURNER, NG, W/CLAMP




ITEM	QTY	PART	DRAWING	DESCRIPTION
THIRD ANGLE PROJECTION				
CATEGORY:			-	WEIGHT (LB): 4.98
MATERIAL:			SEE BOM	
PART NAME:			BURNER, BACK WITH JET ASS'Y, INF GC	
DRAWN BY: R.DIMITROV			PART NO:	-
APPROVED BY:			DRAWING NO: 99-14282	
DATE: 01-AUG-11			SCALE: 1:4	PAPER SIZE: B
SHEET: 1 OF 1			HARDT	
HARDT			HARDT EQUIPMENT MANUFACTURING INC.	
Responsive, Reliable Solutions			TEL: (514) 631-7271 FAX: (514) 631-7172	

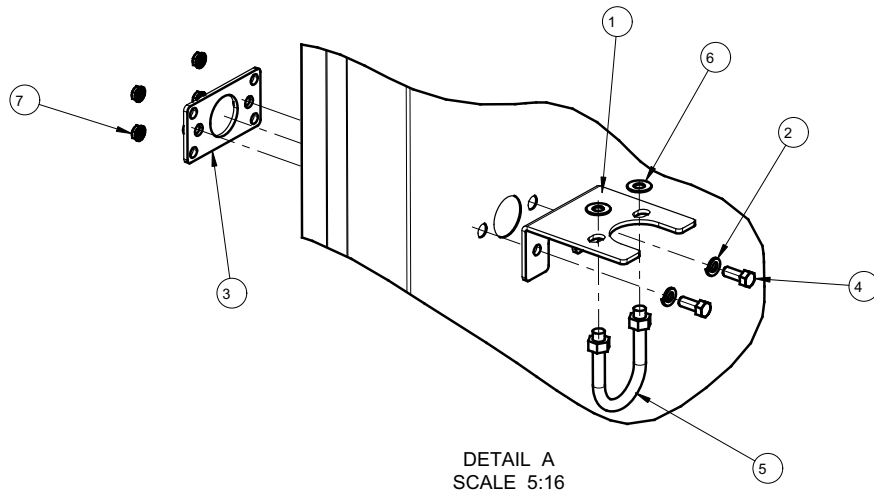
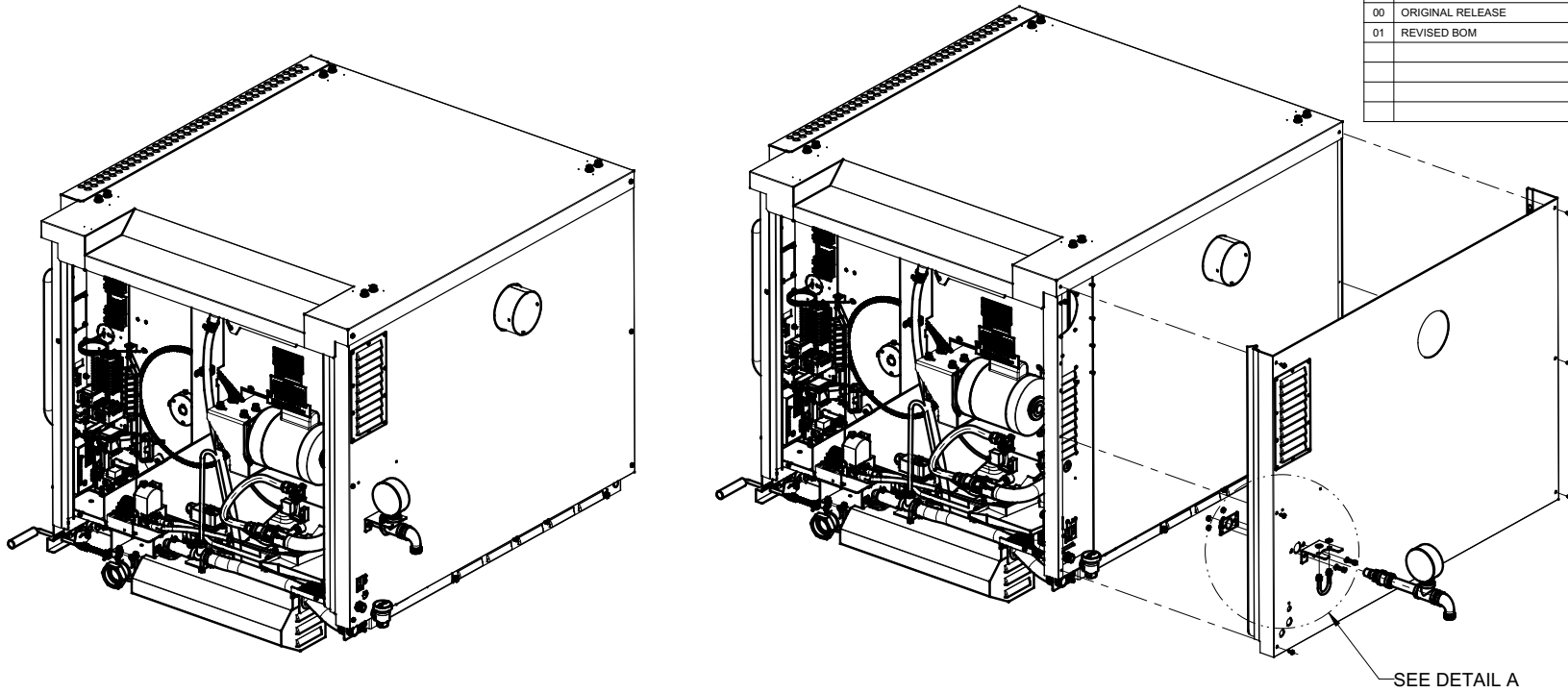
REV	DESCRIPTION	ECO	BY	DATE
00	ORIGINAL RELEASE	-	MN	11-JUN-12
01	ASSEMBLY #99-14100 IS REVISED	#2389	MN	2015-12-16
02	REPLACED P/N 3678 WITH P/N 3640.	#3044	ZL	2020-03-06



5	1	4875.12	-	REV 0	FLEXHOSE 1/2"DIA x 24"LG (30-3131-24) S/S
4	1	3640	-	REV -	COUPLING S/S 1/2" NPT
3	1	4865	99-4616	REV -	JET # 23
2	1	4864	-	REV -	JET SUPPORT MP11
1	1	7344 CLAMP	99-14100	REV 02	ASSY, BURNER, NG, W/CLAMP
ITEM	QTY	PART	DRAWING		DESCRIPTION

ALL DIMENSIONS ARE IN INCHES		PART NAME: BURNER, BACK WITH JET ASS'Y, INF GC	
UNLESS SPECIFIED OTHERWISE TOLERANCES ARE: AUTOMATED PROCESSES		WHERE USED: INF-GC	
FEATURE PROFILE DIMENSIONS (UNDER 6 INCHES) ±0.005		MATERIAL: SEE BOM	
FEATURE PROFILE DIMENSIONS (OVER 6 INCHES) ±0.010		FINISH: -	
FEATURE POSITIONING (DISTANCE BETWEEN FEATURES) ±0.010		DRAWN BY: ZHANBO LI	
FEATURE POSITIONING (DISTANCE FROM MATERIAL EDGE) ±0.010		PART NO: -	
FEATURE POSITIONING (DISTANCE FROM BEND) ±0.025		DRAWING NO: 99-14704	
FLANGE LENGTH (DISTANCE FROM BEND TO MATERIAL EDGE) ±0.015		REV: 02	
FLANGE LENGTH (DISTANCE BETWEEN TWO BENDS) ±0.030		APPROVED BY: [Signature]	
MANUAL PROCESSES		SCALE: 1:4	
WELDED FEATURE POSITIONING ±0.030		PAPER SIZE: B	
		SHEET: 1 OF 1	
		 HARDT Responsive, Reliable Solutions	

REV	DESCRIPTION	CCR	BY	DATE
00	ORIGINAL RELEASE	-	-	-
01	REVISED BOM		ZL	05-NOV-14



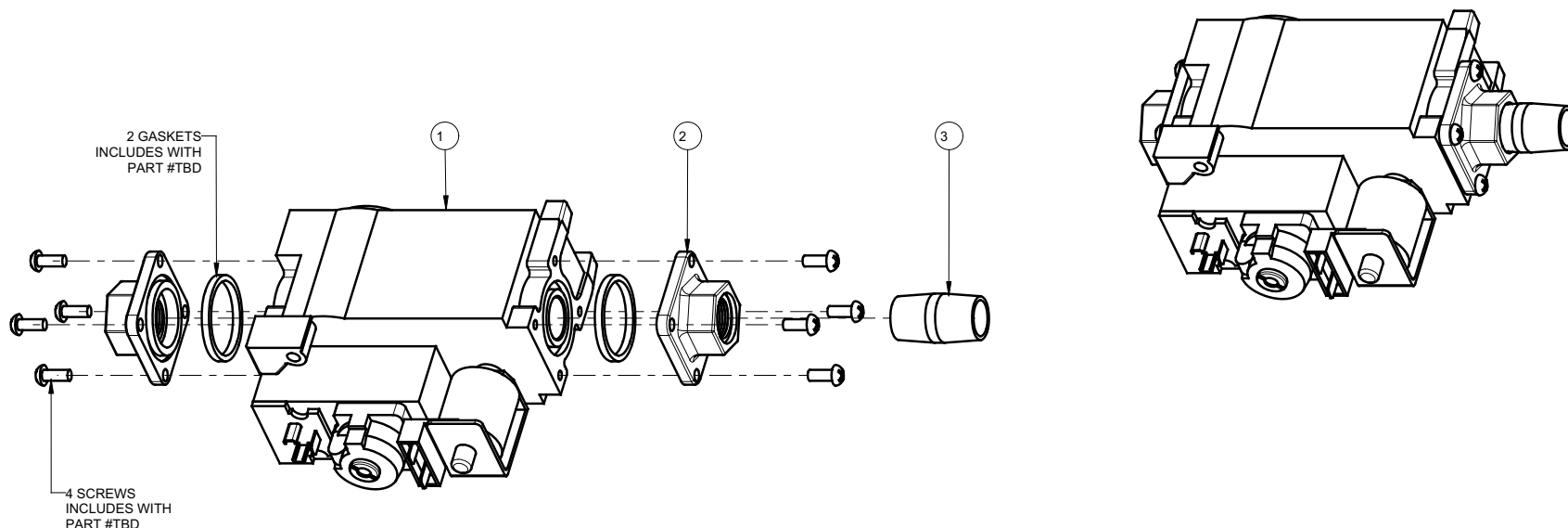
ITEM	QTY	PART	DRAWING	DESCRIPTION
7	4	11135	-	REV - NUT, K-LOK, S/S, #8-32
6	2	8290	-	REV WASHER, FLAT, S/S, 1/4"
5	1	8390	-	REV - U-BOLT ZNPL 5/16 x 1-3/8 x 2-1/4 W/NUTS
4	2	8142	-	REV BOLT HEX HEAD 1/4-20 x 5/8"LG. S/S
3	1	-	99-14494	REV 2 PLATE SUPPORT GAS LINE, CE
2	2	8327	-	REV LOCK WASHER S/S REGULAR FOR BOLT 1/4 S/S
1	1	-	99-14470	REV 1 BRACKET, GAS VALVE, CE

THIRD ANGLE PROJECTION		CATEGORY:	INF-GC	WEIGHT (LB):	-	PARENT ASSY:	-		
		MATERIAL:	SEE BOM				FINISH:	-	
ALL DIMENSIONS ARE IN INCHES UNLESS SPECIFIED OTHERWISE. TOLERANCES ARE: FRACTIONS: ±1/32 ANGLE: ±1° BLANK .X: ±0.05 .XX: ±0.015 .XXX: ±0.005		PART NAME:	GAS LINE SUPPORT, INF-GC, CE					DRAWING NO:	99-14769
DRAWN BY: ZHANBO LI		PART NO:	-				SHEET: 1 OF 1		
APPROVED BY:		DATE: 18-AUG-11	SCALE: 5:64	PAPER SIZE: B					
		HARDT HARDT EQUIPMENT MANUFACTURING INC Responsive, Reliable Solutions							
		TEL: (514) 631-7271 FAX: (514) 631-7172							

THINK SAFETY - REMOVE ALL BURRS, SHARP EDGES AND CORNERS

THE FLAT VIEW IS SHOWN FOR REFERENCE ONLY, THE VENDOR IS RESPONSIBLE FOR PROVIDING THE CORRECT FLAT IN ORDER TO OBTAIN THE FINISHED PART AS DIMENSIONED.

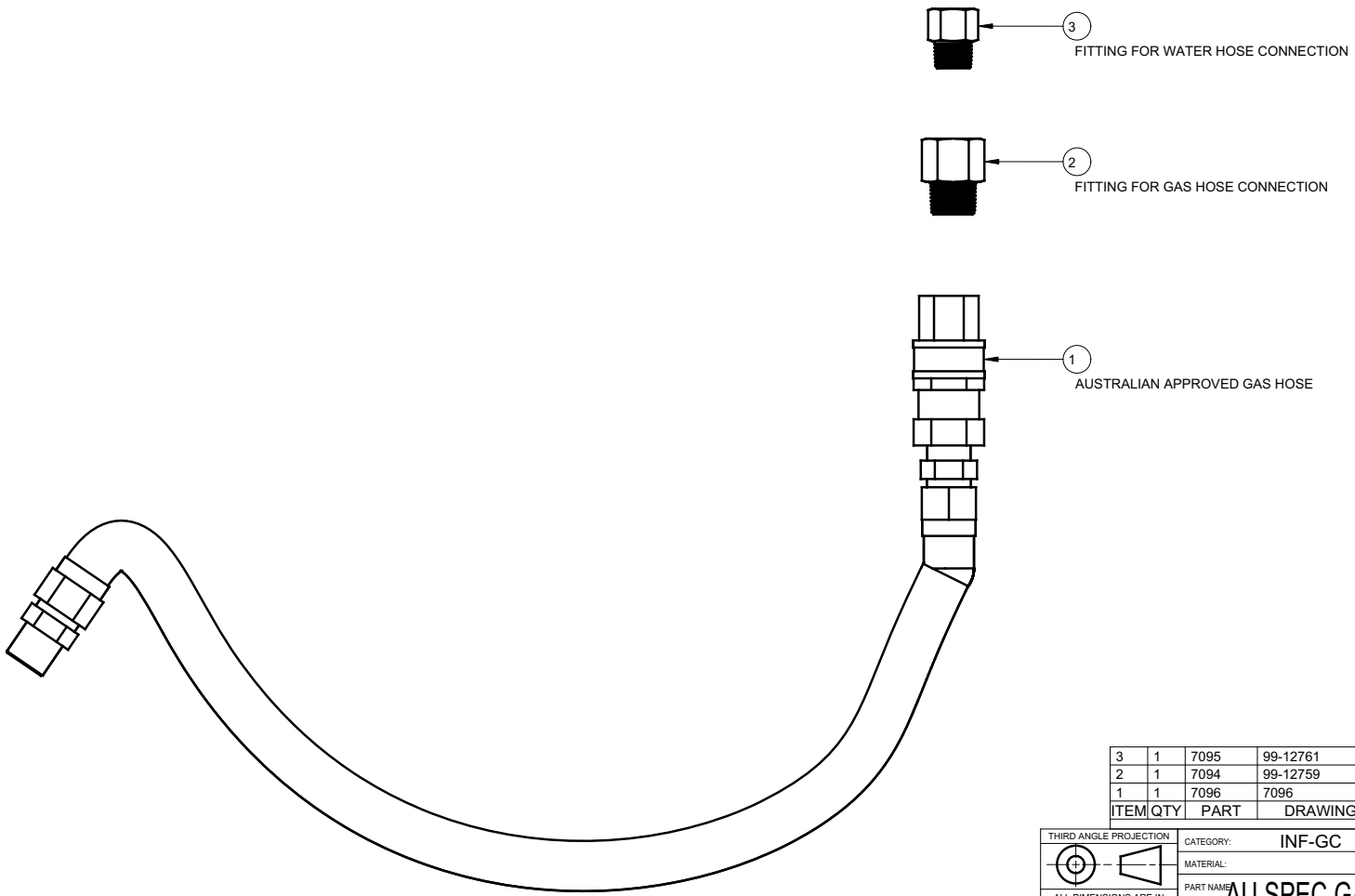
REV	DESCRIPTION	BY	DATE
0	ORIGINAL RELEASE	MN	11-JUN-12



3	1	3626	3626	REV -	NIPPLE 1/2x1-1/2 BLK NPT 150LBS WOG
2	2	-	136B	REV 0	STRAIGHT FLANGE
1	1	4034	4034	REV -	GAS VALVE 240V 50HZ
ITEM	QTY	PART	DRAWING		DESCRIPTION

THIRD ANGLE PROJECTION		CATEGORY:	-	WEIGHT (LB):	1.98	PARENT ASSY:	-	
		MATERIAL:	SEE BOM			FINISH:	-	
		CUT SIZE:				BEND ALL:	-	
ALL DIMENSIONS ARE IN INCHES [METRIC] UNLESS SPECIFIED OTHERWISE TOLERANCES ARE: FRACTIONS: ±1/32 ANGLE: ±1° BLANK: X: ±0.1 XX: ±0.01 XXX: ±0.005		PART NAME:	GAS VALVE, 230V, 50HZ				DRAWING NO.:	99-14707
NOTE: * REMOVE ALL BURRS, SHARP EDGES AND CORNERS. * UNLESS OTHERWISE SPECIFIED, AFTER-BEND DIMENSIONS ARE: - OD (OUTSIDE DIMENSION) FOR 90° BENDS AND MORE. - ID (INSIDE DIMENSION) FOR BENDS LESS THAN 90° - HAVE A TOLERANCE OF ±0.031		DRAWN BY:	MEISSA N.	PART NO.:	4034	DATE:	11-JUN-12	
		APPROVED BY:		SCALE:	1:2	PAPER SIZE:	B	
				SHEET:	1 OF 1	HARDT EQUIPMENT MANUFACTURING INC. 1756 50 AVE. LACHINE, QUEBEC, CANADA H8T 2V5 TEL: (514) 631-7271 FAX: (514) 631-7172		


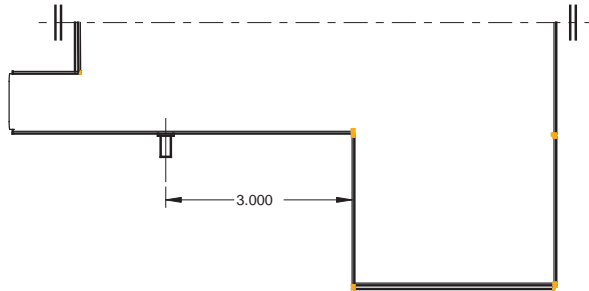
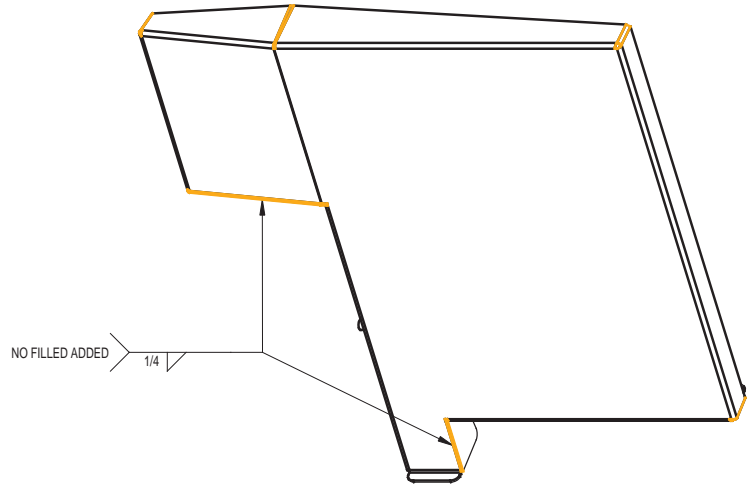
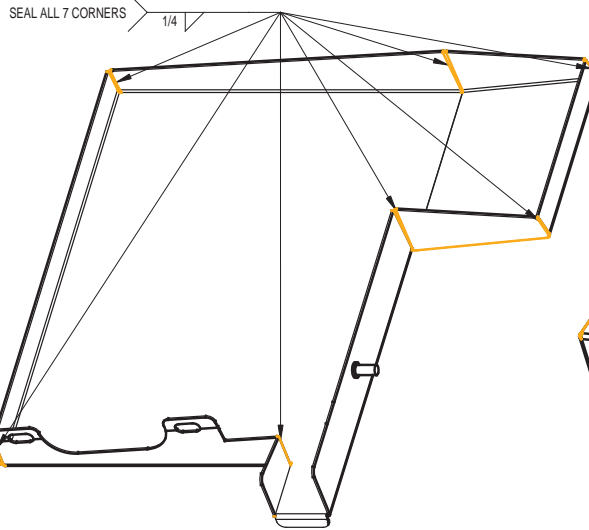
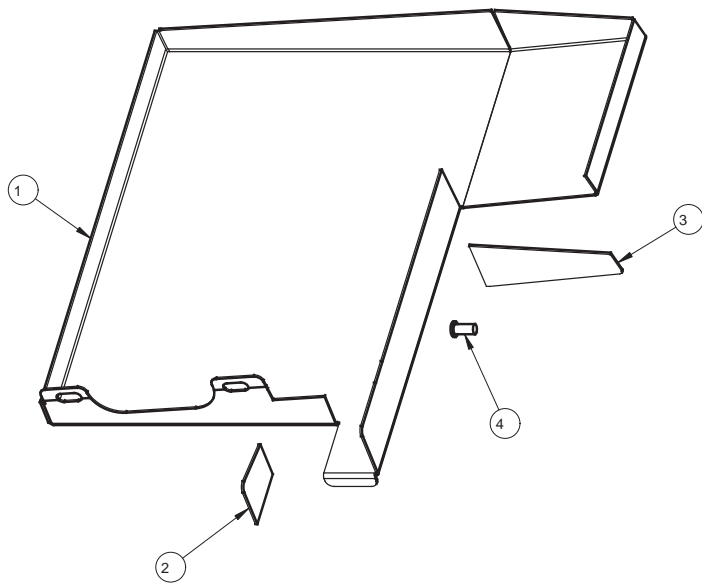
REV	DESCRIPTION	CCR	BY	DATE
0	ORIGINAL RELEASE	#1794	MN	02-MAY-13



ITEM	QTY	PART	DRAWING	DESCRIPTION
3	1	7095	99-12761	REV 2 APAPTER, 1/2" NPT-F x 1/2" BSPT-M
2	1	7094	99-12759	REV 2 APAPTER, 3/4" NPT-F x 3/4" BSPT-M
1	1	7096	7096	REV 0 GAS HOSE KIT, QUICK DISCONNECT

THIRD ANGLE PROJECTION		CATEGORY:	INF-GC	WEIGHT (LB):	-	PARENT ASSY:	-	
		MATERIAL:		SEE BOM		FINISH:		-
		PART NAME:		AU SPEC GAS, WATER HOSE KIT & ADAPTERS				
ALL DIMENSIONS ARE IN INCHES UNLESS SPECIFIED OTHERWISE. TOLERANCES ARE: FRACTIONS: ±1/32 ANGLE: ±1° BLANK: .X: ±0.05 .XX: ±0.015 .XXX: ±0.005		DRAWN BY:		MEISSA N.		PART NO:		99-15001
		APPROVED BY:				DRAWING NO:		99-15001
		DATE:		02-MAY-13		SCALE:		3:8 PAPER SIZE: B SHEET: 1 OF 1
		HARDT Responsive, Reliable Solutions		HARDT EQUIPMENT MANUFACTURING INC TEL: (514) 631-7271 FAX: (514) 631-7172				

REV	DESCRIPTION	CCR	BY	DATE
0	ORIGINAL RELEASE		MD	13 JUL 10
1	#6523		RD	28-SEP-11
2	#6666		ZL	09-NOV-11
03	ADD WELD STUD	#1798	MN	16-MAY-13
04	CHANGE REV 03 TO 02 FOR P/N 99-12989		MN	11-MAR-14
05	ITEMS 99-12989, 99-12991 REVISED, DRAWING FORMAT REVISED		JM	2018-01-15



ITEM	QTY	PART	DRAWING	DESCRIPTION
4	1	7819	REV	WELD STUD, NELSON TFTS #8-32 x 3/8" S/S
3	1	99-12990	99-12990 REV 01	EXTENSION, LONG, DRIP PAN ASS'Y
2	1	99-12991	99-12991 REV 01	EXTENSION, SHORT, DRIP PAN ASS'Y
1	1	99-12989	99-12989 REV 03	DRIP PAN

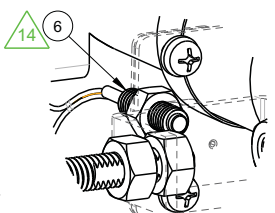
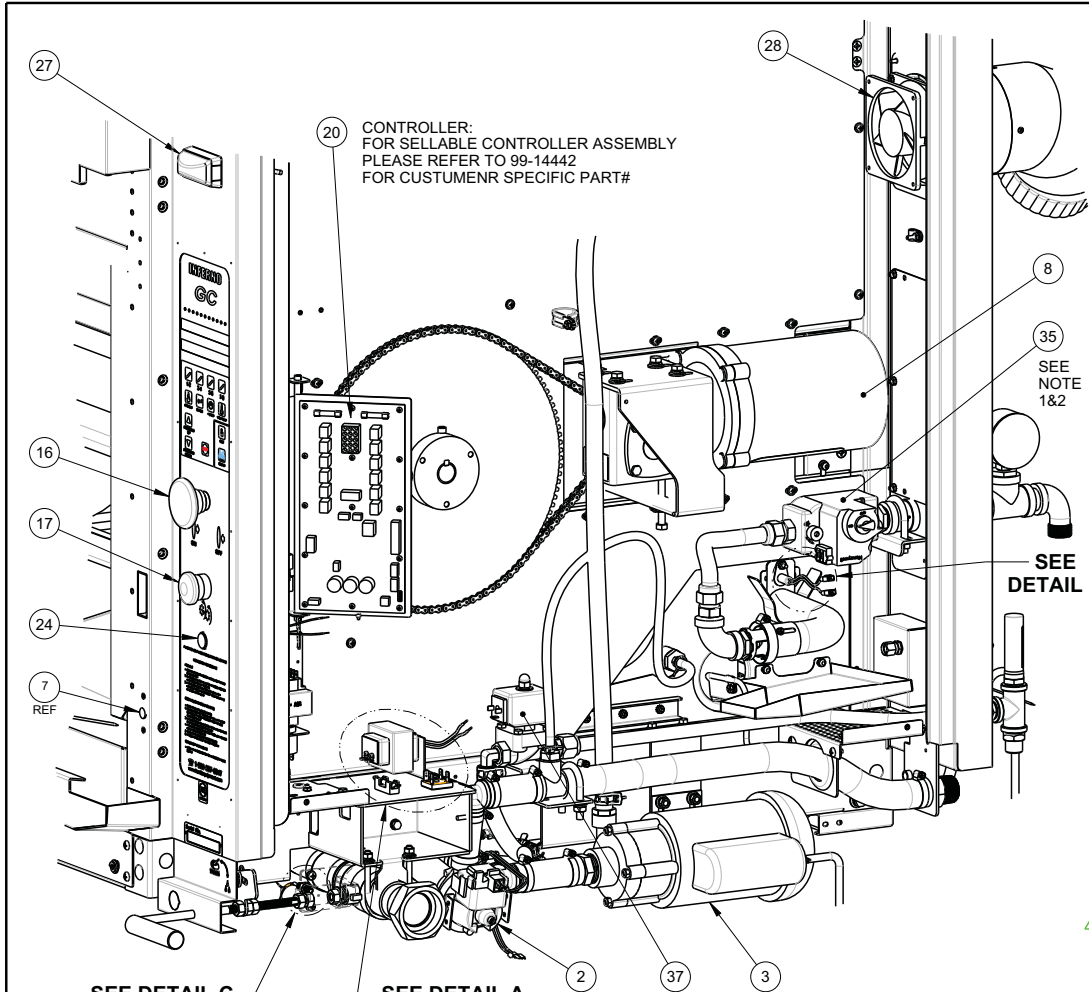
05

ALL DIMENSIONS ARE IN INCHES

MANUAL PROCESSES
WELDED FEATURE POSITIONING

±0.030

PART NAME:		ASS'Y, DRIP PAN	
WHERE USED:		BLAZE - INF - 3500 / GC / 4500	
MATERIAL:		SEE BOM	
FINISH:		-	
DRAWN BY:	JUAN M.	PART NO:	6874
APPROVED BY:		DRAWING NO:	99-12988
		REV:	05
SCALE: 1:2		PAPER SIZE: B	 HARDT Responsive, Reliable Solutions
SHEET: 1 OF 1			



**DETAIL C
SCALE 3:4**

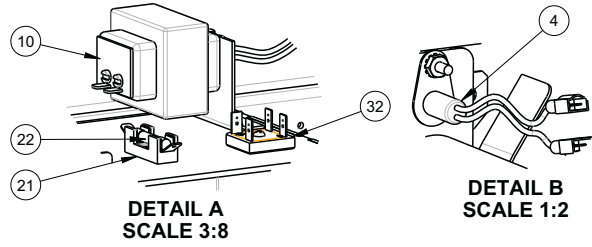
REV	DESCRIPTION	ECO	BY	DATE
07	P/N 6669 REPLACED BY P/N 99-16663, ADD SERVICE P/N COLUMN REMOVED FAN GUARD (P/N 7598), REPLACED P/N 14000 AND 7803 ASSY WITH 99-16860, REMOVED P/N 14008, REPLACED 7377 WITH 7318	#2596 #2606 #2618	CM ZL	2016-11-21 2017-01-12
08	REPLACE ITEM 14010 BY 7457, 99-16860 BY 99-16571	#2753	JG	2018-12-14
09	ITEM 3763 REPLACED BY 99-16475 ORIENTATION CHANGED ITEM 3787	2802	JM	2018-06-08
10	REMOVED P/N 4107 AND P/N 4110	2812	ZL	2019-02-05
11	REPLACED ITEM 7803, ASSY BY 99-16860	#2949	XZ	2019-06-20
12	SERVICE NO. OF 99-16860 CHANGED TO 99-16860 SERVICE NO. OF 6517 CHANGED TO 6517 UPGRADE	#2953 #2954	XZ	2019-07-03
13	REPLACED ITEM 4021 BY ITEM 14205	#3001	XZ	2020-05-19
14	REPLACED ITEM 4102 WITH 99-16879, ADDED 99-17404.	2997	JX	2021-09-23

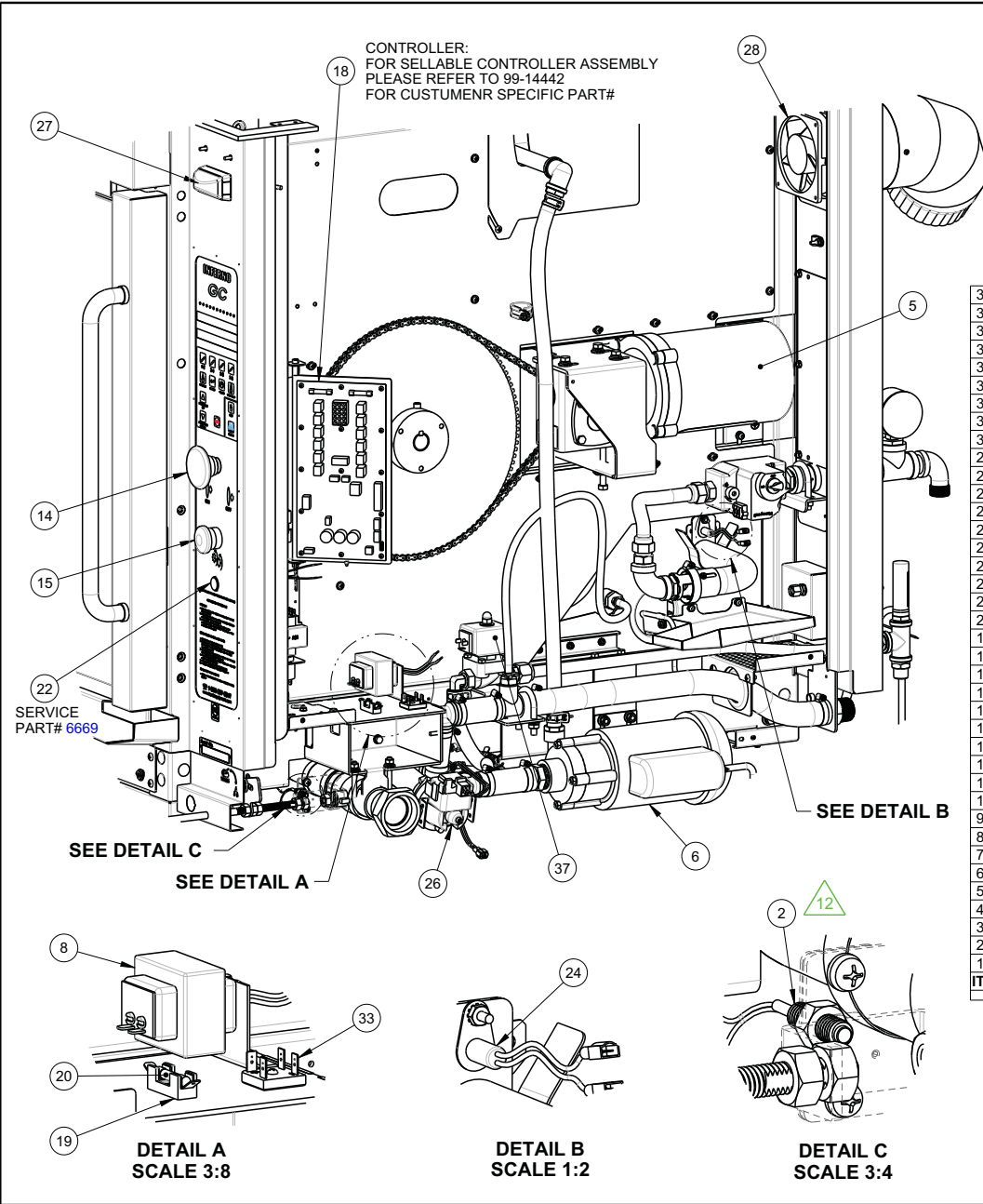
38	1	4220.0.550	-	REV L	PROBE CONTROLLER TEMPERATURE	4220.0.550
37	2	20406	-	REV -	SOLENOID VALVE	20406
36	3	20260	-	REV -	FUSE GLASS 1/4 x 1-1/4 2-AMP FAST-BLOW	20260
35	1	14205	-	REV -	GAS VALVE 3-5"W.C. VR8205A2124/B	14205
34	1	11009	-	REV -	TERMINAL BLOCK 12-POSITION	11009
33	1	8998	-	REV -	LAMP, HALOGEN, MR-11, 12V/20W, W/GLASS COVER	8998
32	1	8265	-	REV -	BRIDGE RECTIFIER	8265
31	1	7457	-	REV -	TERMINAL BLOCK EURO CERAMIC 30A 300V	7457
30	1	7453	-	REV -	MODULE, IGNITION, CHANNEL PRODUCTS, TH. SENSING	7453
29	1	7413	-	REV -	BATTERY LITHIUM C CELL 3.6V	7413
28	1	7410	-	REV -	FAN TUBEXIAL 18W 115V 119x119x38mm	7410
27	1	7318	-	REV -	INDICATOR LIGHT AMBER LED 2-WIRE (USE WITH BASE #7319)	7317
26	2	7127	-	REV -	FUSE CERAMIC 1/4 x 1-1/4 12-AMP SLOW-BLOW	7127
25	1	6996	-	REV -	TRANSFORMER 115V PRI -10V 30VA	6996
24	1	6643	-	REV -	INDICATOR LIGHT PANEL MOUNT RED LED 12V	6669
23	1	6517	-	REV -	RELAY SOLID STATE 110-230V COIL, 24-230V, 20A SWITCHING, 50/60HZ	6517 UPGRADE
22	2	5581	-	REV -	FUSE GLASS 1/4 x 1-1/4 1.5-AMP FAST-BLOW	5581
21	10	5474	-	REV -	FUSE HOLDER SINGLE (FOR 1/4 X 1-1/4" FUSES)	5474
20	1	4592	-	REV 06	CONTROLLER BOARD ASSEMBLY	SEE NOTE
19	1	4591	-	REV -	DISPLAY BOARD ASSEMBLY	4591 NEW
18	1	4571	-	REV -	POWER CORD MOLDED 14/3 SJTOW 9-FOOT LENGTH	4571
17	1	4563	-	REV -	SWITCH MANUAL ADVANCE / IGNITION RESET, NOX2	4563
16	1	4320	-	REV -	SWITCH RED MAIN ON/OFF, NC	4320
15	1	4302	-	REV -	BUZZER 24V	4302
14	1	4268	-	REV -	TERMINAL CERAMIC, 2-POLE	4268
13	1	4105	-	REV -	FUSE GLASS 1/4 x 1-1/4 6.25-AMP SLOW-BLOW	4105
12	1	4067	-	REV -	CIRCUIT BREAKER SEALED 12.5A 240VAC 15A TRIP	4067
11	2	4065	-	REV -	FUSE GLASS 1/4 x 1-1/4 4-AMP SLOW-BLOW	4065
10	2	4010	-	REV -	TRANSFORMER 120V/24V	4010
9	1	3787	-	REV -	TRANSFORMER 115V/12VAC	3787
8	1	3120	-	REV -	MOTOR 1/4-HP 120V/60HZ	3120
7	1	99-17404	99-17404	REV 00	DOOR SENSOR ASSEMBLY	99-16883
6	1	99-16879	99-16879	REV 02	DRAIN VALVE SENSOR MK11 ASSEMBLY	14064
5	1	99-16860	99-16860	REV 05	THERMOCOUPLE TYPE K 6" MI STYLE, ASSEMBLY	14250
4	1	99-16663	99-16663	REV 00	IGNITER ASSEMBLY 120V	99-16663
3	1	99-16475	99-16475	REV 02	RECIRCULATION PUMP ASSEMBLY 100-130V	99-16475
2	1	99-16447	99-16447	REV 04	DRAIN PUMP ASSEMBLY, 100-130V	99-16447
1	1	99-15310	99-15310	REV 00	KEYPAD ASSEMBLY	99-15310

ITEM	QTY	PART	DRAWING	DESCRIPTION	SERVICE NO.																																											
<table border="1" style="width:100%; border-collapse: collapse;"> <tr> <td colspan="2">THIRD ANGLE PROJECTION</td> <td>CATEGORY: INF-GC, DD</td> <td>WEIGHT (LB): -</td> <td>PARENT ASSY: -</td> </tr> <tr> <td colspan="2" rowspan="2"> </td> <td colspan="3">MATERIAL: SEE BOM</td> </tr> <tr> <td colspan="3">PART NAME: ELEC. COMP. ILLUSTRATION TH. SENSING</td> </tr> <tr> <td colspan="2"> ALL DIMENSIONS ARE IN INCHES <small>UNLESS SPECIFIED OTHERWISE TOLERANCES ARE:</small> </td> <td>DRAWN BY: JIA HUI XU</td> <td>PART NO.:</td> <td>DRAWING NO.:</td> </tr> <tr> <td colspan="2"> FRACTIONS: ± 1/32 ANGLE: ± 1° BLANK: X: ±0.05 XX: ±0.015 XXX: ±0.005 </td> <td>APPROVED BY:</td> <td colspan="2" style="text-align: right;">99-15098</td> </tr> <tr> <td colspan="2"></td> <td>DATE: 20-APR-12</td> <td>SCALE: 11:64</td> <td>PAPER SIZE: B</td> </tr> <tr> <td colspan="2"></td> <td colspan="2" style="text-align: center;">HARDT</td> <td>SHEET: 1 OF 2</td> </tr> <tr> <td colspan="2"></td> <td colspan="3" style="text-align: center;"> HARDT EQUIPMENT MANUFACTURING INC. <small>Responsive, Reliable Solutions</small> </td> </tr> <tr> <td colspan="2"></td> <td colspan="3" style="text-align: right;"><small>TEL: (614) 631-7271 FAX: (614) 631-7172</small></td> </tr> </table>						THIRD ANGLE PROJECTION		CATEGORY: INF-GC, DD	WEIGHT (LB): -	PARENT ASSY: -			MATERIAL: SEE BOM			PART NAME: ELEC. COMP. ILLUSTRATION TH. SENSING			ALL DIMENSIONS ARE IN INCHES <small>UNLESS SPECIFIED OTHERWISE TOLERANCES ARE:</small>		DRAWN BY: JIA HUI XU	PART NO.:	DRAWING NO.:	FRACTIONS: ± 1/32 ANGLE: ± 1° BLANK: X: ±0.05 XX: ±0.015 XXX: ±0.005		APPROVED BY:	99-15098				DATE: 20-APR-12	SCALE: 11:64	PAPER SIZE: B			HARDT		SHEET: 1 OF 2			HARDT EQUIPMENT MANUFACTURING INC. <small>Responsive, Reliable Solutions</small>					<small>TEL: (614) 631-7271 FAX: (614) 631-7172</small>		
THIRD ANGLE PROJECTION		CATEGORY: INF-GC, DD	WEIGHT (LB): -	PARENT ASSY: -																																												
		MATERIAL: SEE BOM																																														
		PART NAME: ELEC. COMP. ILLUSTRATION TH. SENSING																																														
ALL DIMENSIONS ARE IN INCHES <small>UNLESS SPECIFIED OTHERWISE TOLERANCES ARE:</small>		DRAWN BY: JIA HUI XU	PART NO.:	DRAWING NO.:																																												
FRACTIONS: ± 1/32 ANGLE: ± 1° BLANK: X: ±0.05 XX: ±0.015 XXX: ±0.005		APPROVED BY:	99-15098																																													
		DATE: 20-APR-12	SCALE: 11:64	PAPER SIZE: B																																												
		HARDT		SHEET: 1 OF 2																																												
		HARDT EQUIPMENT MANUFACTURING INC. <small>Responsive, Reliable Solutions</small>																																														
		<small>TEL: (614) 631-7271 FAX: (614) 631-7172</small>																																														

NOTES:

- NATURAL GAS:
STANDARD: GAS VALVE: P/N 14205
ALTERNATE GAS VALVE: P/N 4021 AND SPRING KIT P/N 4849 INSTALLED
- PROPANE GAS:
STANDARD: GAS VALVE: P/N 14205 AND SPRING KIT P/N 4848 INSTALLED
ALTERNATE GAS VALVE: 4021 AND SPRING KIT P/N 4848 INSTALLED



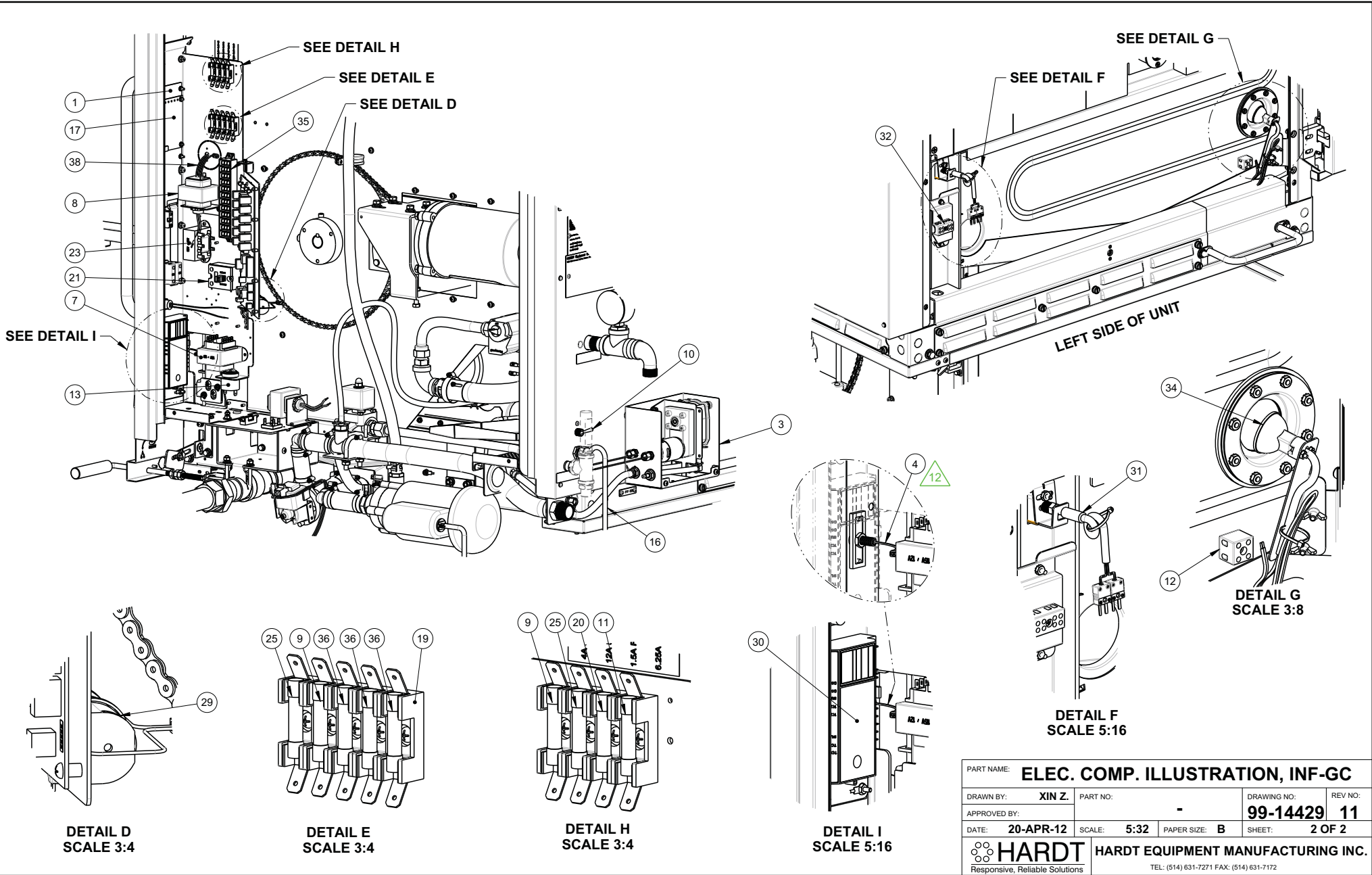


REV	DESCRIPTION	CCR	BY	DATE
09	REPLACED ITEM 7803. ASSY BY 99-16860 ADDED SERVICE NO COLUMN	#2949	XZ	2019-06-19
10	SERVICE NO. OF 99-16860 CHANGED TO 99-16860 SERVICE NO. OF 6517 CHANGED TO 6517.UPGRADE	#2953 #2954	XZ	2019-07-09
11	REVISED SERVICE NO. OF pn 3766, WAS 99-16964 REMOVED PUMP 99-16472. REPLACED WITH 99-17108	2906 2883	PGS	2020-06-30
12	REPLACED ITEMS 4102 WITH 99-16879 AND 99-17404.	2997	JX	2021-09-23

38	2	4220.0.550	-	REV L	PROBE CONTROLLER TEMPERATURE	4220.0.550
37	4	20406	-	REV -	SOLENOID VALVE	20406
36	6	20260	-	REV -	FUSE GLASS 1/4 x 1-1/4 2-AMP FAST-BLOW	20260
35	2	11009	-	REV -	TERMINAL BLOCK 12-POSITION	11009
34	2	8998	-	REV -	LAMP, HALOGEN, MR-11, 12V/20W, W/GLASS COVER	8998
33	2	8265	-	REV -	BRIDGE RECTIFIER	8265
32	2	7457	-	REV -	TERMINAL BLOCK EURO CERAMIC 30A 300V	7457
31	2	99-16860	99-16860	REV 05	THERMOCOUPLE TYPE K 6" MI STYLE, ASSEMBLY	14250
30	2	7453	-	REV -	MODULE, IGNITION, CHANNEL PRODUCTS, TH. SENSING	7453
29	2	7413	-	REV -	BATTERY LITHIUM C CELL 3.6V	7413
28	1	7410	-	REV -	FAN TUBEAXIAL 18W 115V 119x119x38mm	7410
27	2	7377	99-14409	REV 0	INDICATOR LAMP, AMBER LED, ASSY	99-14409
26	2	7322	-	REV -	PUMP DRAIN 120V 60 Hz	7322
25	4	7127	-	REV -	FUSE CERAMIC 1/4 x 1-1/4 12-AMP SLOW-BLOW	7127
24	2	6999	-	REV -	IGNITER (SI)	N/A
23	2	6996	-	REV -	TRANSFORMER 115V PRI -10V 30VA	6996
22	2	6643	-	REV -	INDICATOR LIGHT PANEL MOUNT RED LED 12V	6669
21	2	6517	-	REV -	RELAY SOLID STATE 110-230V COIL, 24-230V, 20A SWITCHING, 50/60HZ	6517.UPGRADE
20	4	5581	-	REV -	FUSE GLASS 1/4 x 1-1/4 1.5-AMP FAST-BLOW	5581
19	20	5474	-	REV -	FUSE HOLDER SINGLE (FOR 1/4 X 1-1/4" FUSES)	5474
18	2	4592	-	REV 06	CONTROLLER BOARD ASSEMBLY	SEE NOTE
17	2	4591	-	REV -	DISPLAY BOARD ASSEMBLY	4591.NEW
16	2	4571	-	REV -	POWER CORD MOLDED 14/3 SJTOW 9-FOOT LENGTH	4571
15	2	4563	-	REV -	SWITCH MANUAL ADVANCE / IGNITION RESET, NOX2	4563
14	2	4320	-	REV -	SWITCH RED MAIN ON/OFF, NC	4320
13	2	4302	-	REV -	BUZZER 24V	4302
12	2	4268	-	REV -	TERMINAL CERAMIC, 2-POLE	4268
11	2	4105	-	REV -	FUSE GLASS 1/4 x 1-1/4 6.25-AMP SLOW-BLOW	4105
10	2	4067	-	REV -	CIRCUIT BREAKER SEALED 12.5A 240VAC 15A TRIP	4067
9	4	4065	-	REV -	FUSE GLASS 1/4 x 1-1/4 4-AMP SLOW-BLOW	4065
8	4	4010	-	REV -	TRANSFORMER 120V/24V	4010
7	2	3787	-	REV -	TRANSFORMER 115V/12VAC	3787
6	2	3763	-	REV -	RECIRCULATION PUMP	N/A
5	2	3120	-	REV -	MOTOR 1/4-HP 120V/60HZ	3120
4	2	99-17404	99-17404	REV 00	DOOR SENSOR ASSEMBLY	99-16883
3	2	99-17108	99-17108	REV 05	DEGREASER PUMP SUB-ASSEMBLY	99-17792
2	2	99-16879	99-16879	REV 02	DRAIN VALVE SENSOR MK11 ASSEMBLY	14064
1	2	99-15310	99-15310	REV 00	KEYPAD ASSEMBLY	99-15310

ITEM	QTY	PART	DRAWING	DESCRIPTION	SERVICE NO																																
<table border="1"> <tr> <td>THIRD ANGLE PROJECTION</td> <td>CATEGORY: INF-GC, DD</td> <td>WEIGHT (LB): -</td> <td>PARENT ASSY: -</td> </tr> <tr> <td></td> <td>MATERIAL: SEE BOM</td> <td colspan="2">FINISH: -</td> </tr> <tr> <td>ALL DIMENSIONS ARE IN INCHES</td> <td colspan="3">PART NAME: ELEC. COMP. ILLUSTRATION, INF-GC</td> </tr> <tr> <td>UNLESS SPECIFIED OTHERWISE TOLERANCES ARE:</td> <td>DRAWN BY: XIN Z.</td> <td>PART NO: -</td> <td>DRAWING NO: 99-14429</td> </tr> <tr> <td>FRACTIONS: ± 1/32</td> <td>APPROVED BY:</td> <td colspan="2">SHEET: 1 OF 2</td> </tr> <tr> <td>ANGLE: ± 1°</td> <td>DATE: 20-APR-12</td> <td>SCALE: 5:32</td> <td>PAPER SIZE: B</td> </tr> <tr> <td>BLANK: .X: ±0.05</td> <td colspan="3" rowspan="3"> HARDT HARDT EQUIPMENT MANUFACTURING INC. Responsive, Reliable Solutions </td> </tr> <tr> <td>.XX: ±0.015</td> <td colspan="2">TEL: (614) 631-7271 FAX: (614) 631-7172</td> </tr> <tr> <td>.XXX: ±0.005</td> </tr> </table>						THIRD ANGLE PROJECTION	CATEGORY: INF-GC, DD	WEIGHT (LB): -	PARENT ASSY: -		MATERIAL: SEE BOM	FINISH: -		ALL DIMENSIONS ARE IN INCHES	PART NAME: ELEC. COMP. ILLUSTRATION, INF-GC			UNLESS SPECIFIED OTHERWISE TOLERANCES ARE:	DRAWN BY: XIN Z.	PART NO: -	DRAWING NO: 99-14429	FRACTIONS: ± 1/32	APPROVED BY:	SHEET: 1 OF 2		ANGLE: ± 1°	DATE: 20-APR-12	SCALE: 5:32	PAPER SIZE: B	BLANK: .X: ±0.05	HARDT HARDT EQUIPMENT MANUFACTURING INC. Responsive, Reliable Solutions			.XX: ±0.015	TEL: (614) 631-7271 FAX: (614) 631-7172		.XXX: ±0.005
THIRD ANGLE PROJECTION	CATEGORY: INF-GC, DD	WEIGHT (LB): -	PARENT ASSY: -																																		
	MATERIAL: SEE BOM	FINISH: -																																			
ALL DIMENSIONS ARE IN INCHES	PART NAME: ELEC. COMP. ILLUSTRATION, INF-GC																																				
UNLESS SPECIFIED OTHERWISE TOLERANCES ARE:	DRAWN BY: XIN Z.	PART NO: -	DRAWING NO: 99-14429																																		
FRACTIONS: ± 1/32	APPROVED BY:	SHEET: 1 OF 2																																			
ANGLE: ± 1°	DATE: 20-APR-12	SCALE: 5:32	PAPER SIZE: B																																		
BLANK: .X: ±0.05	HARDT HARDT EQUIPMENT MANUFACTURING INC. Responsive, Reliable Solutions																																				
.XX: ±0.015				TEL: (614) 631-7271 FAX: (614) 631-7172																																	
.XXX: ±0.005																																					

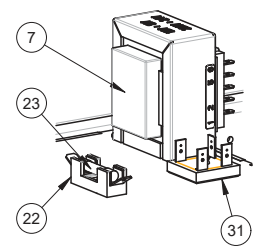
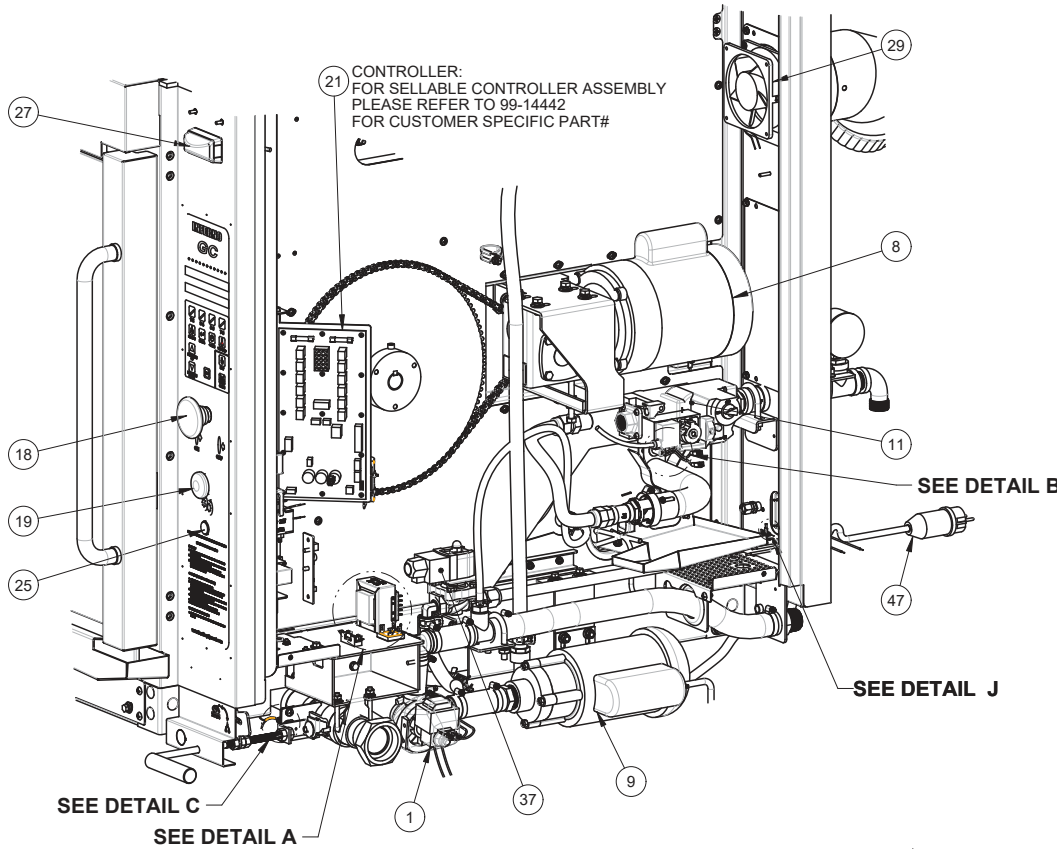
THE INFORMATION CONTAINED HEREIN IS THE PROPERTY OF HARDT EQUIPMENT MANUFACTURING INC. ANY REPRODUCTION, DISCLOSURE OR USE THEREOF IS PERMITTED ONLY AS PROVIDED BY CONTRACT, OR AS AUTHORIZED IN WRITING BY HARDT EQUIPMENT MANUFACTURING INC.



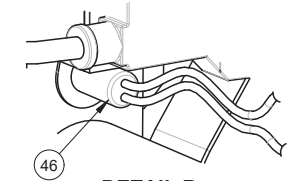
REV	DESCRIPTION	CCR	BY	DATE
10	ASSEMBLY ITEM 6721.CE AND 6639 CHANGED (REF. 99-14846 REV.02)	#2615	JFM	2016-12-09
11	REMOVED FAN GUARD (P/N 7598)	#2606	ZL	2017-01-18
12	REMOVED P/N 4110 AND P/N 4107	#2817	XZ	2019-03-06
13	REVISED SERVICE No. OF 3766, WAS 99-16964	2906	PGS	2020-08-07

47	1	SEE TABLE	99-14589	REV 1	POWER CORD ASSY
46	1	6999.CE		REV -	IGNITER 24V
45	1	6996.CE		-	TRANSFORMER 115/230V, 5/10V, 50HZ, 25VA
44	1	6721.CE		-	IGNITION MODULE FENWAL 50/60HZ
43	1	4220.0.550		-	PROBE CONTROLLER TEMPERATURE
42	1	4067.CE		-	CIRCUIT BREAKER 7.5A 240VAC 9.38A TRIP 50/60HZ
41	2	4065.CE		-	FUSE CERAMIC 4-AMP SLOW-BLOW 1/4x1-1/4
40	1	4052M.CE		-	RELAY, 240VAC COIL DPST, NO, 30A
39	1	4010.CE2		-	TRANSFORMER 230V PR 24V SEC 50HZ 80VA
38	1	3787.CE		-	TRANSFORMER 230V PR 12-24V SEC 50HZ 40VA
37	1	20267.CE		-	VALVE SOLENOID, 100- 240V, 50/60HZ
36	2	11009.CE.LOCK		-	LOCK PLATE FOR W FEED-THROUGH TERMINAL
35	1	11009.CE.END		-	END PLATE FOR W FEED-THROUGH TERMINAL
34	12	11009.CE		-	TERMINAL BLOCK 1-POLE 4-CONTACTS, 25A
33	2	20260		-	FUSE GLASS 1/4x1-1/4 2-AMP FAST-BLOW
32	1	8998		-	LAMP, HALOGEN, MR-11, 12V/20W, W/GLASS COVER
31	1	8265		-	BRIDGE RECTIFIER
30	6	8093		-	LABEL EARTH SYMBOL 12.5 x 12.5 mm
29	1	7419		-	FAN TUBE AXIAL, 18W, 230V
28	1	7413		-	BATTERY LITHIUM C CELL 3.6V
27	1	7377	99-14409	REV 0	INDICATOR LAMP, AMBER LED, ASSY
26	1	6719		-	FLAME SENSOR, DUAL PROBE
25	1	6643		-	INDICATOR LIGHT PANEL MOUNT RED LED 12V
24	1	6639		-	SLO DETECTION BOARD ASSEMBLY
23	2	5581		-	FUSE GLASS 1/4x1-1/4 1.5-AMP FAST-BLOW
22	11	5474		-	FUSE HOLDER SINGLE (FOR 1/4 X 1-1/4" FUSES)
21	1	4592		-	CONTROLLER BOARD ASSEMBLY
20	1	4591		-	DISPLAY BOARD ASSEMBLY
19	1	4563		-	SWITCH MANUAL ADVANCE / IGNITION RESET, NOx2
18	1	4320		-	SWITCH RED MAIN ON/OFF, NC
17	1	4302		-	BUZZER 24V
16	1	4271		-	PLUG 3-WIRE HONEYWELL
15	1	4268		-	TERMINAL CERAMIC, 2-POLE
14	1	4105		-	FUSE 6.25-AMP SLOW-BLOW 1/4X1-1/4
13	2	4099		-	FUSE 6-AMP SLOW-BLOW 1/4X1-1/4
12	1	4093		-	RELAY POWER DPDT 24VAC 5A
11	1	4034	99-14707	REV 0	GAS VALVE, 230V, 50HZ
10	2	4003		-	FUSE 3-AMP FAST-BLOW 1/4x1-1/4
9	1	3763		-	RECIRCULATION PUMP
8	1	3127		-	MOTOR, 1/3-HP 115/230, 50/60HZ
7	1	4010.CE1		-	TRANSFORMER 115V/230V, 12-24V, 50/60HZ, 40VA
6	1	99-17678	99-17678	REV 01	ELBOW ASSY RECIRC. PUMP TO DRAIN BOX
5	1	99-17404	99-17404	REV 00	DOOR SENSOR ASSEMBLY
4	1	99-17108	99-17108	REV 05	DEGREASER PUMP SUB-ASSEMBLY
3	1	99-16879	99-16879	REV 02	DRAIN VALVE SENSOR MK11 ASSEMBLY
2	1	99-15310	99-15310	REV 00	KEYPAD ASSEMBLY
1	1	99-16510	99-16510	REV 01	DRAIN PUMP ASSEMBLY, 200-240V

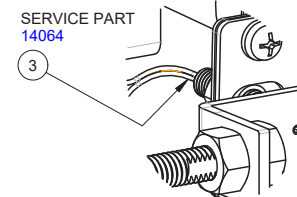
ITEM	QTY	PART	DRAWING	DESCRIPTION
PART NAME: ELEC. COMPONENTS ILLUSTRATION CE				
WHERE USED: INF-GC				
MATERIAL: SEE BOM				
FINISH: -				
DRAWN BY: XIN Z.		PART NO: -		DRAWING NO: 99-14604
APPROVED BY:				REV 13
SCALE: 9:64		PAPER SIZE: B		HARDT Responsive, Reliable Solutions
SHEET: 1 OF 2				



DETAIL A
SCALE 3:8

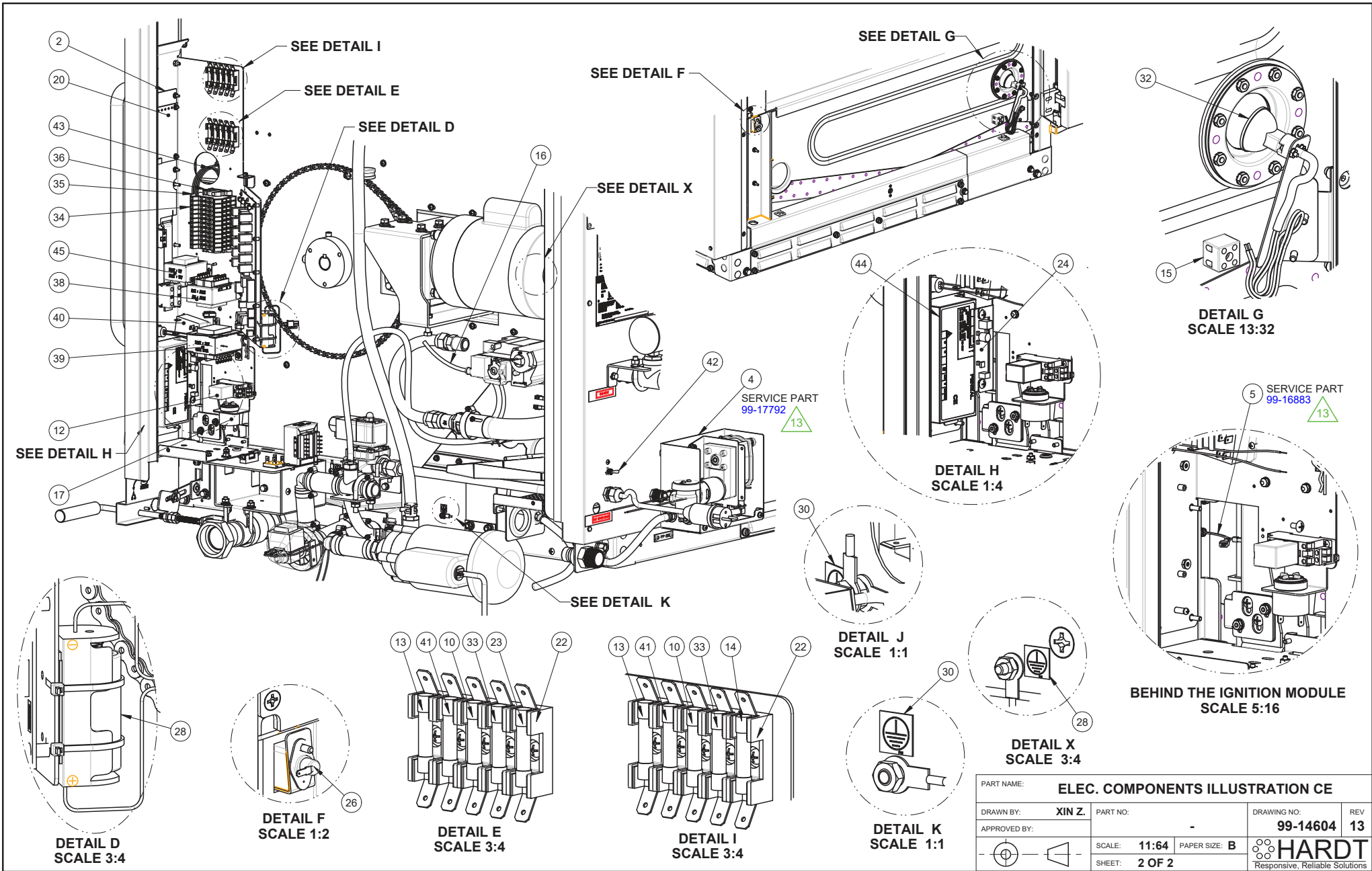



DETAIL B
SCALE 3:4

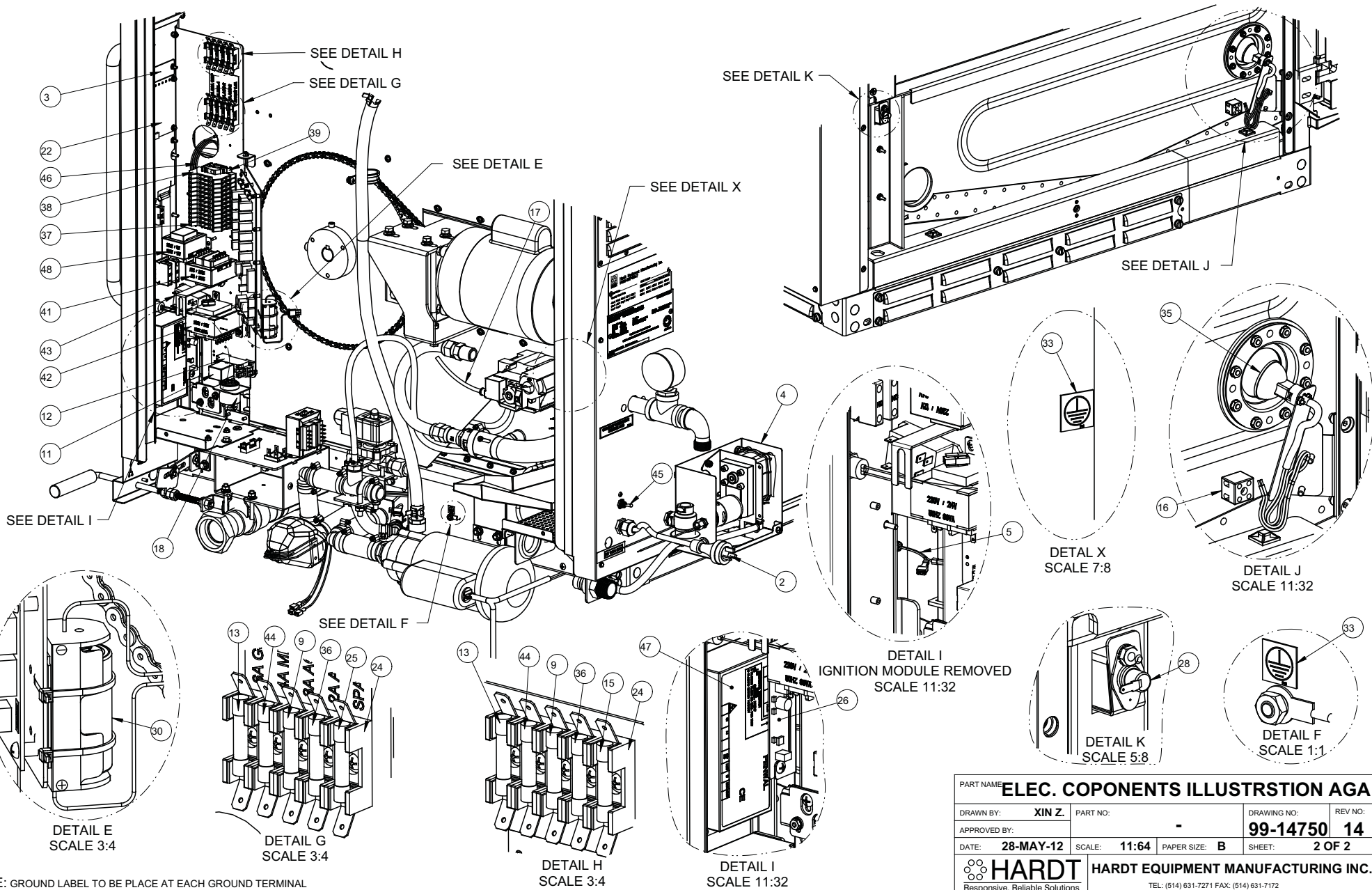


DETAIL C
SCALE 3:4

POWER CORD ASSY		TRANSFORMERS	
PART	DESCRIPTION	PART	DESCRIPTION
53A	99-14717 POWER CORD ASSY, UK	54A	3787.CE TRANSFORMER 12V
53B	99-14589 POWER CORD ASSY, CEE 7	54B	4010.CE TRANSFORMER 12/24V



PART NAME: ELEC. COMPONENTS ILLUSTRATION CE			
DRAWN BY: XIN Z.	PART NO: -	DRAWING NO: 99-14604	REV: 13
APPROVED BY:		SCALE: 11:64	PAPER SIZE: B
SHEET: 2 OF 2		 HARDT Responsive, Reliable Solutions	



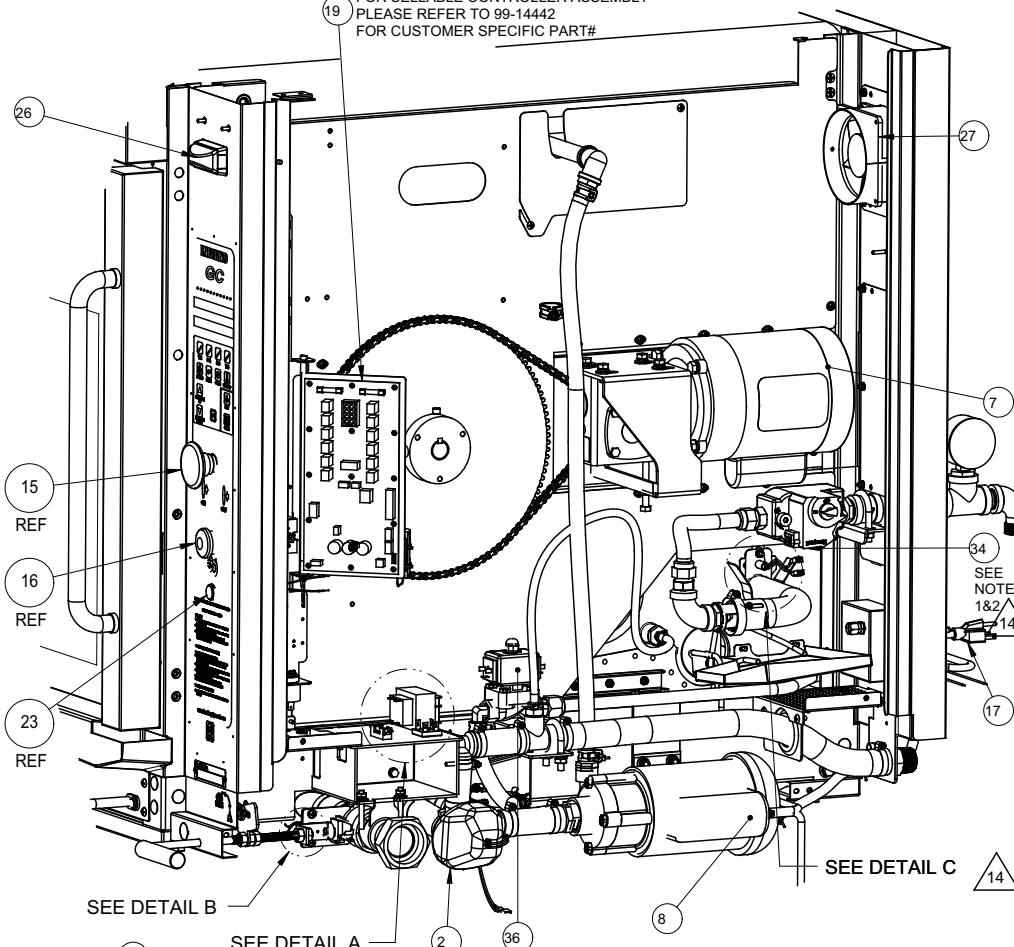
NOTE: GROUND LABEL TO BE PLACE AT EACH GROUND TERMINAL

PART NAME: ELEC. COPONENTS ILLUSTRSTION AGA			
DRAWN BY: XIN Z.	PART NO: -	DRAWING NO: 99-14750	REV NO: 14
APPROVED BY:			
DATE: 28-MAY-12	SCALE: 11:64	PAPER SIZE: B	SHEET: 2 OF 2
HARDT Responsive, Reliable Solutions		HARDT EQUIPMENT MANUFACTURING INC. TEL: (614) 631-7271 FAX: (614) 631-7172	

CONTROLLER:
FOR SELLABLE CONTROLLER ASSEMBLY
PLEASE REFER TO 99-14442
FOR CUSTOMER SPECIFIC PART#

JAPAN		DWG
VOLTAGE/FREQUENCY		
120V/60Hz		99-7691
100V/60Hz		
120V/50Hz		99-7616
100V/50Hz		

REV	DESCRIPTION	CCR	BY	DATE
11	REMOVED P/N 4110 AND P/N 4107	#2812	XZ	2019-02-27
12	REPLACED ITEM 7803, ASSY BY 99-16860	#2949	XZ	2019-06-20
13	SERVICE NO. OF 99-16860 CHANGED TO 99-16860 SERVICE NO. OF 6517 CHANGED TO 6517.UPGRADE	#2953 #2954	XZ	2019-07-09
14	REVISED SERVICE No. OF 3766, WAS 99-16964 REPLACED ITEM 4021, BY ITEM 14205	#2906 #3001	PGS XZ	2019-07-30 2020-03-23



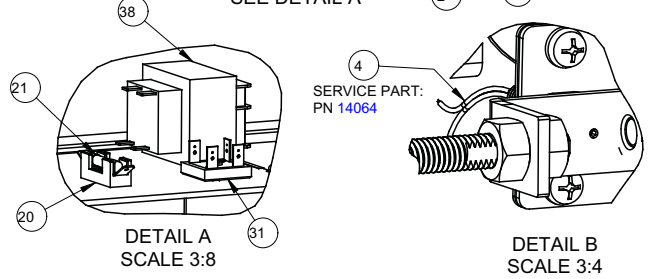
39	1	4220.0.550	-	REV L	PROBE CONTROLLER TEMPERATURE		4220.0.550
38	2	4010.JAPAN	-	REV 0	TRANSFORMER 120V/24V 50 Hz		4010.JAPAN
37	1	99-16860	99-16860	REV 05	THERMOCOUPLE TYPE K 6" MI STYLE, ASSEMBLY		14250
36	1	20406	-	REV -	SOLENOID VALVE		20406
35	3	20260	-	REV -	FUSE GLASS 1/4x1-1/4 2-AMP FAST-BLOW		20260
34	1	14205	-	REV -	GAS VALVE 3-5"W.C. VR8205A2124/B		14205
33	2	11343	-	REV -	SCREW PHILLIPS FLAT S/S U/CUT #6-32 x 3/8" LONG		11343
32	1	8998	-	REV -	LAMP, HALOGEN, MR-11, 12V/20W, W/GLASS COVER		8998
31	1	8265	-	REV -	BRIDGE RECTIFIER		8265
30	1	7457	-	REV -	TERMINAL BLOCK EURO CERAMIC 30A 300V		7457
29	1	7453	-	REV -	MODULE, IGNITION, CHANNEL PRODUCTS, TH. SENSING		7453
28	1	7413	-	REV -	BATTERY LITHIUM C CELL 3.6V		7413
27	1	7410	-	REV -	FAN TUBE AXIAL 18W 115V 119x119x38mm		7410
26	1	7318	-	REV -	INDICATOR LIGHT AMBER LED 2-WIRE (USE WITH BASE #7319)		7317
25	2	7127	-	REV -	FUSE 12-AMP SLOW-BLOW 1/4x1-1/4		7127
24	1	6996	-	REV -	TRANSFORMER 115V PRI -10V 30VA		6996
23	1	6643	-	REV -	INDICATOR LIGHT PANEL MOUNT RED LED 12V		6669
22	1	6517	-	REV -	RELAY SOLID STATE 110-230V COIL, 24-230V, 20A SWITCHING, 50/60HZ	6517.UPGRADE	
21	2	5581	-	REV -	FUSE GLASS 1/4x1-1/4 1.5-AMP FAST-BLOW		5581
20	11	5474	-	REV -	FUSE HOLDER SINGLE (FOR 1/4 X 1-1/4" FUSES)		5474
19	1	4592	-	REV 06	CONTROLLER BOARD ASSEMBLY		SEE NOTE
18	1	4591	-	REV -	DISPLAY BOARD ASSEMBLY		4591.NEW
17	1	4571	-	REV -	POWER CORD MOLDED 14/3 SJTOW 9-FOOT LENGTH		4571
16	1	4563	-	REV -	SWITCH MANUAL ADVANCE / IGNITION RESET, NOX2		4563
15	1	4320	-	REV -	SWITCH RED MAIN ON/OFF, NC		4320
14	1	4302	-	REV -	BUZZER 24V		4302
13	1	4268	-	REV -	TERMINAL CERAMIC, 2-POLE		4268
12	1	4105	-	REV -	FUSE 6.25-AMP SLOW-BLOW 1/4x1-1/4		4105
11	1	4067	-	REV -	CIRCUIT BREAKER SEALED 12.5A 240VAC 15A TRIP		4067
10	2	4065	-	REV -	FUSE GLASS 4-AMP SLOW-BLOW 1/4x1-1/4		4065
9	1	3787	-	REV -	TRANSFORMER 115V/12VAC		3787
8	1	3763	-	REV -	RECIRCULATION PUMP		N/A
7	1	3127	-	REV -	MOTOR, 1/3-HP 115/230, 50/60HZ		3127
6	1	99-17404	99-17404	REV 00	DOOR SENSOR ASSEMBLY		99-16883
5	1	99-17108	99-17108	REV 05	DEGREASER PUMP SUB-ASSEMBLY		99-17792
4	1	99-16879	99-16879	REV 02	DRAIN VALVE SENSOR MK11 ASSEMBLY		14064
3	1	99-16663	99-16663	REV 00	IGNITER ASSEMBLY 120V		99-16663
2	1	99-16447	99-16447	REV 03	DRAIN PUMP ASSEMBLY, 100-130V		99-16447
1	1	99-15310	99-15310	REV 00	KEYPAD ASSEMBLY		99-15310

ITEM	QTY	PART	DRAWING	DESCRIPTION	SERVICE NO
THIRD ANGLE PROJECTION					
CATEGORY: INF-GC, JAPAN		WEIGHT (LB): -		PARENT ASSY: -	
MATERIAL: SEE BOM					
PART NAME: ELEC.COMP. ILLUSTRATION, 100V/50Hz					
DRAWN BY: XIN Z.		PART NO: -		DRAWING NO: 99-14975	
APPROVED BY:					
DATE: 06-MAY-13		SCALE: 5:32		PAPER SIZE: B SHEET: 1 OF 2	
			HARDT HARDT EQUIPMENT MANUFACTURING INC. Responsive, Reliable Solutions TEL: (614) 631-7271 FAX: (614) 631-7172		

NOTES:

1) NATURAL GAS:
STANDARD: GAS VALVE: P/N 14205
ALTERNATE GAS VALVE: P/N 4021 AND SPRING KIT P/N 4849 INSTALLED

2) PROPANE GAS:
STANDARD: GAS VALVE: P/N 14205 AND SPRING KIT P/N 4848 INSTALLED
ALTERNATE GAS VALVE: 4021 AND SPRING KIT P/N 4848 INSTALLED



TITLE: BX CABLE ASSEMBLY

PART #: 99-18400

DRAWING: 99-18400

REVISION: 01

WHERE USED: GC (with Thermal Sensing only), Inf 3500

DATE: 2018-06-20

DRAWN BY: FYRIALE BOLO

BILL OF MATERIALS

ITEM	PART	DESCRIPTION	QUANTITY	FIGURE
1	99-17551	THERMOCOUPLE WIRE ASSEMBLY	2	2, 3
2	8213_83.5	WIRE UL5107 16 AWG TAN 450°C 600V x 83.5" LONG	2	2, 3
3	11145_42	TUBE HEAT SHRINK BLACK 2:1 3/8" x 42" LONG	1	1
4	7461_40	FLEXIBLE METAL CONDUIT 1/2" x 40" LONG	1	1
5	7891	BUSHING, RED 1/2" (FOR FLEXIBLE METAL CONDUIT)	2	1
6	7460.MOD	FLEXIBLE METAL CONDUIT, CONNECTOR, 90° (MODIFIED)	2	1
7	14128_4	SLEEVING SILICONE RUBBER COATED SG-200 A 1/4" WHITE x 4" LONG	1	2
8	14128_6	SLEEVING SILICONE RUBBER COATED SG-200 A 1/4" WHITE x 6" LONG	1	3
9	14128_10	SLEEVING SILICONE RUBBER COATED SG-200 A 1/4" WHITE x 10" LONG	1	3
10	4567	CABLE TIE 4" HIGH TEMP BLACK	2	1
11	7491	FERRULE SLEEVE NON-INSULATE 22 AWG	4	3




FIGURE 1




FIGURE 2

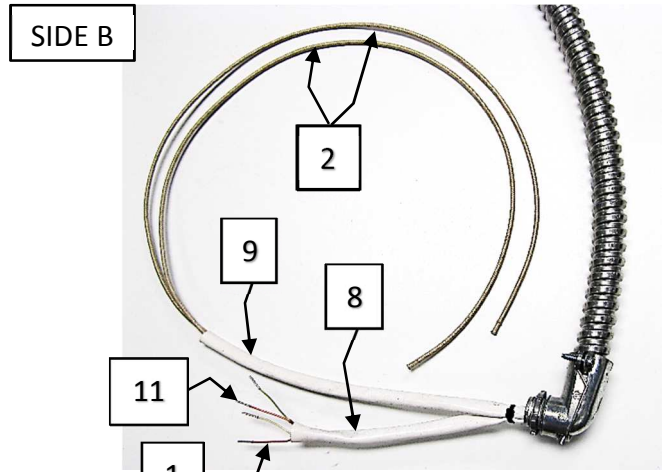


FIGURE 3

ITEM	PART #	LENGTH SUPPLIED APPROXIMATELY (as measured from end of flexible metal conduit connector)	
		SIDE A	SIDE B
1	99-17551	56.0"	7.0"
2	8213_83.5	7.0"	33.0"
7	14128_4	3.5"	-
8	14128_6	-	5.5"
9	14128_10	-	9.5"

1. Insert thermocouple wire assemblies (1) and tan wires (2) through black heat shrink tubing (3). Do not shrink. Note terminated ends.
2. Insert wires and heat shrink tubing assembly through flexible metal conduit (4). Leave approximately 1" of heat shrink tubing exposed at one end. Other end may be longer and will be trimmed in step 6.
3. Place metal conduit with wires and heat shrink tubing assembly into jig provided.
4. Insert red bushings (5) on both ends of wires and heat shrink tubing assembly, note orientation, (see Fig.1), and press into metal conduit.
5. Adjust wires to required exposed lengths at each end, measured from the end of metal conduit (see **Length Supplied** table), while adding an extra 1" to the lengths.
6. Install first flexible metal conduit connector (6) at the end of metal conduit with 1" of heat shrink tubing exposed. If heat shrink tubing extends longer at the other end, trim it to the proper exposed length of 1" and proceed to install second connector. Ensure that both connectors are oriented in the same direction, (see Fig.1).
7. If needed, adjust wires again to required exposed lengths, measuring from the end of connectors (see **Length Supplied** table).
8. Add silicone sleeving (7, 8, and 9) to exposed wires. Note piece placement and wire groupings, (see Fig. 2 and 3). Push ends of silicone sleeving into connectors so that exposed ends are at the required lengths, (see **Length Supplied** table).
9. Secure silicone sleeving in place with cable ties (10).
10. Crimp ferrule sleeves (11) onto thermocouple wire assemblies, (see Fig. 3).

TITLE: BX CABLE ASSEMBLY

PART #: 99-18388

DRAWING: 99-18388

REVISION: 04 (ECO #3109)

WHERE USED: INF-GC and INF-4500 (with flame rectification only)

DATE: 2021-04-08

MODIFIED BY: JIA HUI XU

BILL OF MATERIALS

ITEM	PART	DESCRIPTION	QUANTITY	FIGURE
1	99-17552	DUAL PROBE FLAME SENSOR WIRE ASSEMBLY	1	2, 3
2	8213_83.5	WIRE UL5107 16 AWG TAN 450°C 600V x 83.5" LONG	2	2, 3
3	11145_42	TUBE HEAT SHRINK BLACK 2:1 3/8" x 42" LONG	1	1
4	7461_40	CABLE FLEXIBLE METAL CONDUIT 1/2" x 40" LONG	1	1
5	7891	BUSHING, RED 1/2" (FOR FLEXIBLE METAL CONDUIT)	2	1
6	7460.MOD	FLEXIBLE METAL CONDUIT, CONNECTOR, 90° (MODIFIED)	2	1
7	14128_4	SLEEVING SILICONE RUBBER COATED SG-200 A 1/4" WHITE x 4" LONG	1	2
8	14128_8	SLEEVING SILICONE RUBBER COATED SG-200 A 1/4" WHITE x 8" LONG	1	3
9	14128_10	SLEEVING SILICONE RUBBER COATED SG-200 A 1/4" WHITE x 10" LONG	1	3
10	4567	CABLE TIE 4" HIGH TEMP BLACK	3	1

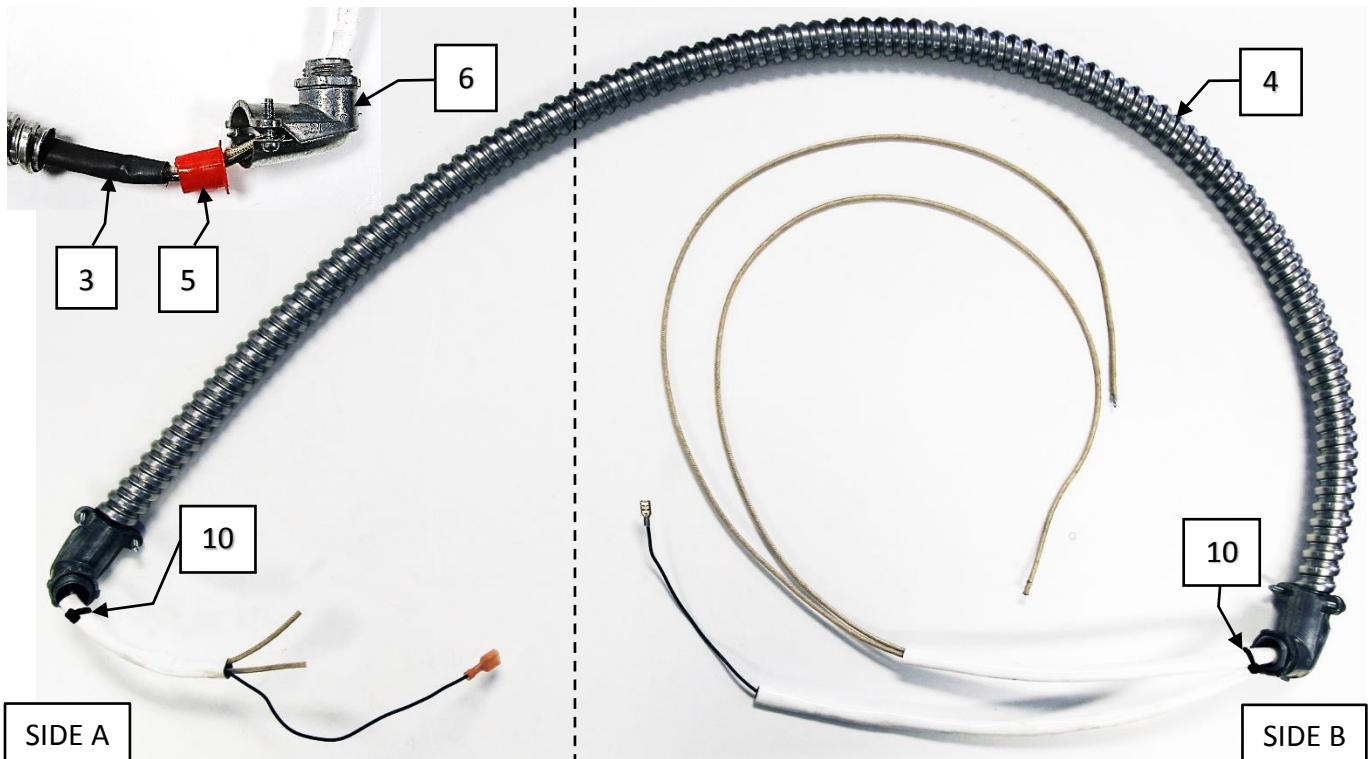


FIGURE 1

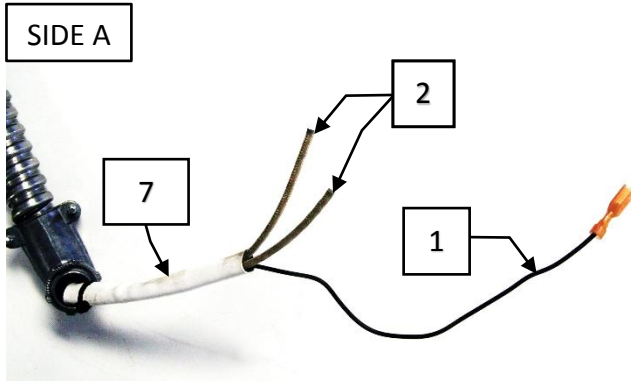


FIGURE 2

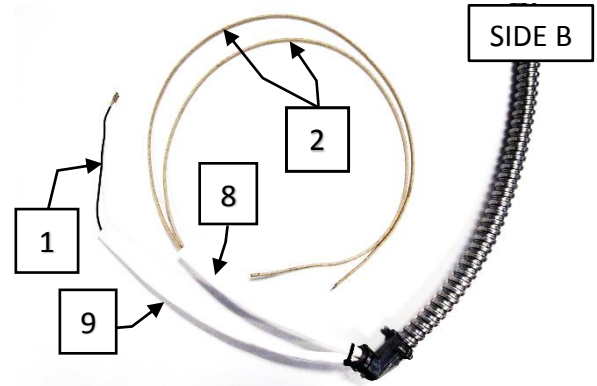


FIGURE 3

ITEM	PART #	LENGTH SUPPLIED APPROXIMATELY (as measured from end of flexible metal conduit connector)	
		SIDE A	SIDE B
1	99-17552	59.0" △ 04	16.0"
2	8213_83.5	7.0"	33.0"
7	14128_4	3.5"	-
8	14128_8	-	7.5"
9	14128_10	-	9.5"

1. Insert flame sensor wire assembly (1) and tan wires (2) through black heat shrink tubing (3). Do not shrink. Note terminated ends.
2. Insert wires and heat shrink tubing assembly through flexible metal conduit (4). Leave approximately 1" of heat shrink tubing exposed at one end. Other end may be longer and will be trimmed in step 6.
3. Place metal conduit with wires and heat shrink tubing assembly into jig provided.
4. Insert red bushings (5) on both ends of wires and heat shrink tubing assembly, note orientation, (see Fig. 1), and press into metal conduit.
5. Adjust wires to required exposed lengths at each end, measured from the end of metal conduit (see **Length Supplied** table), while adding an extra 1" to the lengths.
6. Install first flexible metal conduit connector (6) at the end of metal conduit with 1" of heat shrink tubing exposed. If heat shrink tubing extends longer at the other end, trim it to the proper exposed length of 1" and proceed to install second connector. Ensure that both connectors are oriented in the same direction, (see Fig.1)
7. If needed, adjust wires again to required exposed lengths, measuring from the end of connectors (see **Length Supplied** table).
8. Add silicone sleeving (7, 8, and 9) to exposed wires. Note piece placement and wire groupings, (see Fig. 2 and 3). Push ends of silicone sleeving into connectors so that exposed ends are at the required lengths (see **Length Supplied** table).
9. Secure silicone sleeving in place with cable ties (10).

TITLE: BX CABLE ASSEMBLY

PART #: 99-21302

DRAWING: 99-21302

REVISION: 00 (Original released under ECO #3109)

WHERE USED: BLAZE (except FD double decks) and 100-120V GCs and 3500s with flame rectification (SERVICE ONLY)

DATE: 2021-04-08

MODIFIED BY: JIA HUI XU

BILL OF MATERIALS

ITEM	PART	DESCRIPTION	QUANTITY	FIGURE
1	99-21301	DUAL PROBE FLAME SENSOR WIRE ASSEMBLY	1	2, 3
2	8213_83.5	WIRE UL5107 16 AWG TAN 450°C 600V x 83.5" LONG	2	2, 3
3	11145_42	TUBE HEAT SHRINK BLACK 2:1 3/8" x 42" LONG	1	1
4	7461_40	CABLE FLEXIBLE METAL CONDUIT 1/2" x 40" LONG	1	1
5	7891	BUSHING, RED 1/2" (FOR FLEXIBLE METAL CONDUIT)	2	1
6	7460.MOD	FLEXIBLE METAL CONDUIT, CONNECTOR, 90° (MODIFIED)	2	1
7	14128_4	SLEEVING SILICONE RUBBER COATED SG-200 A 1/4" WHITE x 4" LONG	1	2
8	14128_8	SLEEVING SILICONE RUBBER COATED SG-200 A 1/4" WHITE x 8" LONG	1	3
9	14128_10	SLEEVING SILICONE RUBBER COATED SG-200 A 1/4" WHITE x 10" LONG	1	3
10	4567	CABLE TIE 4" HIGH TEMP BLACK	3	1

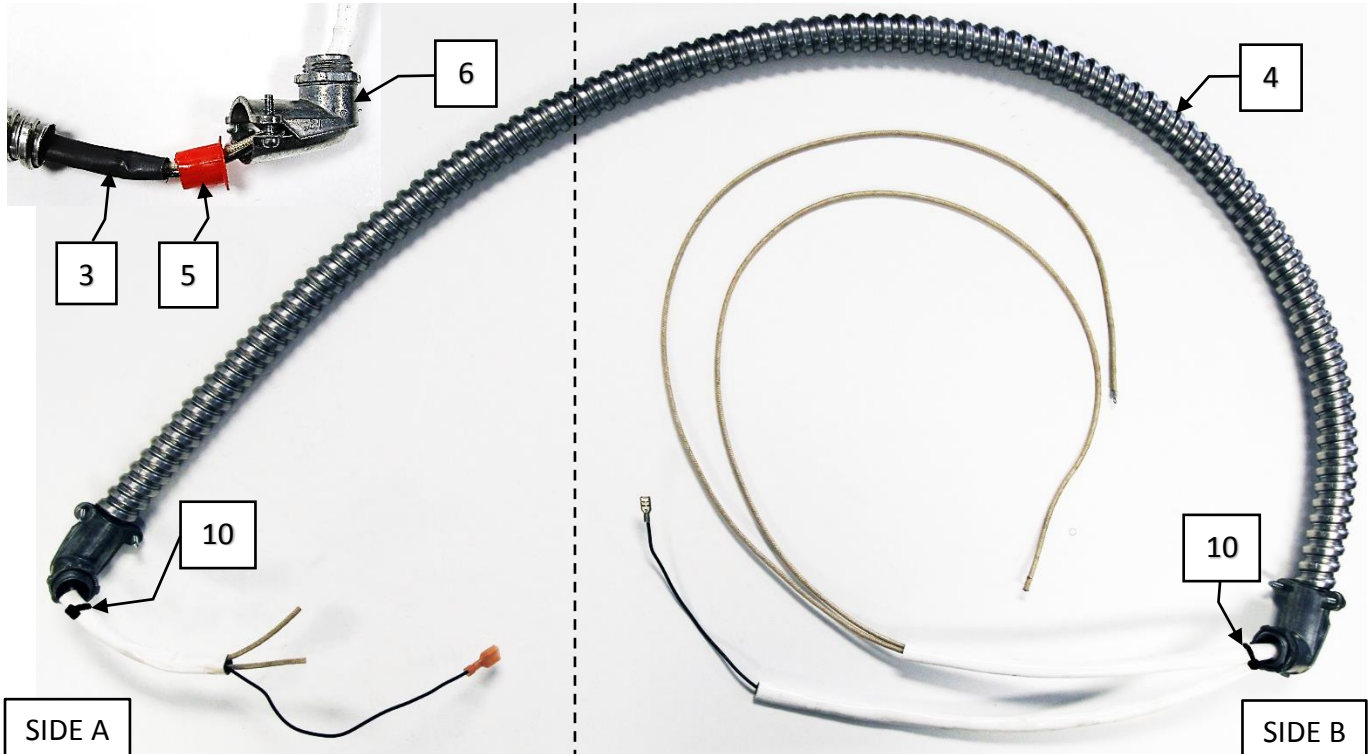


FIGURE 1

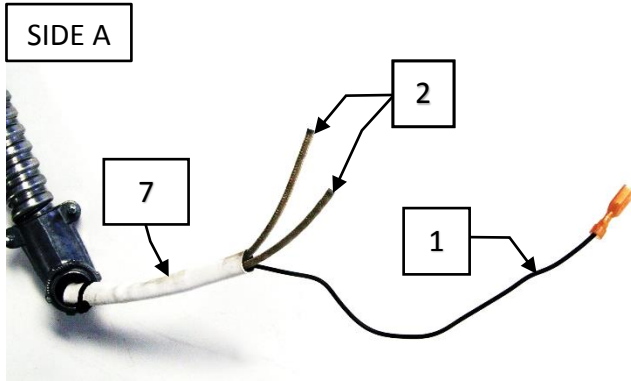


FIGURE 2

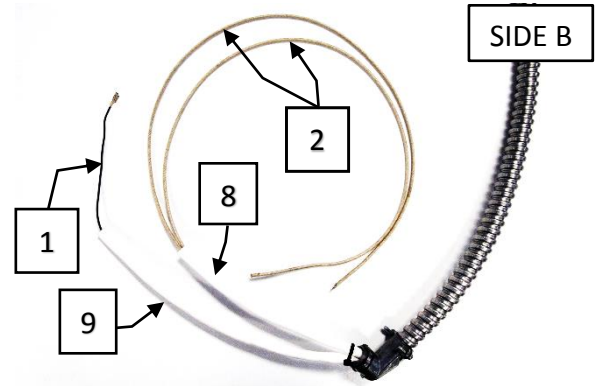



FIGURE 3

ITEM	PART #	LENGTH SUPPLIED APPROXIMATELY (as measured from end of flexible metal conduit connector)	
		SIDE A	SIDE B
1	99-21301	59.0"	16.0"
2	8213_83.5	7.0"	33.0"
7	14128_4	3.5"	-
8	14128_8	-	7.5"
9	14128_10	-	9.5"

1. Insert flame sensor wire assembly (1) and tan wires (2) through black heat shrink tubing (3). Do not shrink. Note terminated ends.
2. Insert wires and heat shrink tubing assembly through flexible metal conduit (4). Leave approximately 1" of heat shrink tubing exposed at one end. Other end may be longer and will be trimmed in step 6.
3. Place metal conduit with wires and heat shrink tubing assembly into jig provided.
4. Insert red bushings (5) on both ends of wires and heat shrink tubing assembly, note orientation, (see Fig. 1), and press into metal conduit.
5. Adjust wires to required exposed lengths at each end, measured from the end of metal conduit (see **Length Supplied** table), while adding an extra 1" to the lengths.
6. Install first flexible metal conduit connector (6) at the end of metal conduit with 1" of heat shrink tubing exposed. If heat shrink tubing extends longer at the other end, trim it to the proper exposed length of 1" and proceed to install second connector. Ensure that both connectors are oriented in the same direction, (see Fig.1)
7. If needed, adjust wires again to required exposed lengths, measuring from the end of connectors (see **Length Supplied** table).
8. Add silicone sleeving (7, 8, and 9) to exposed wires. Note piece placement and wire groupings, (see Fig. 2 and 3). Push ends of silicone sleeving into connectors so that exposed ends are at the required lengths (see **Length Supplied** table).
9. Secure silicone sleeving in place with cable ties (10).

99-15494-02, Universal Harness for J5 Connector Repair



SBT#	Description	Quantity
4072	RECEPTACLE HOUSING DUAL 18 CIRCUITS MINI-FIT INF3500	1
4071.REEL	CRIMP TERMINAL FEMALE 18-24 AWG MINI-FIT BLAZE/3500/GC	6
20364	WIRE CSA TR64 300V 18/16 AWG ORANGE	0.5
20386	WIRE CSA TR64 300V 18/16 AWG BLACK	0.5
11365	WIRE UL1815 18 AWG RED 250C	0.5
20368	WIRE CSA TR64 300V 18/16 AWG GREY	0.5
20365	WIRE CSA TR64 300V 18/16 AWG YELLOW	0.5
11661	WIRE CSA TR64 300V 18/16 BROWN	0.5
4293	TERMINAL BUTT SPLICE VINYL INS. BUTTED-SEAM RED #18-20	6
9043	WIRE MARKER LETTER BLACK ON YELLOW 0.15mm - 0.50mm	6
9042	WIRE MARKER NUMBER 0.15mm - 0.5mm	6

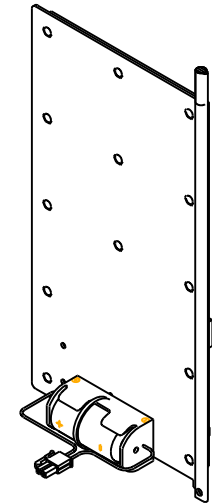
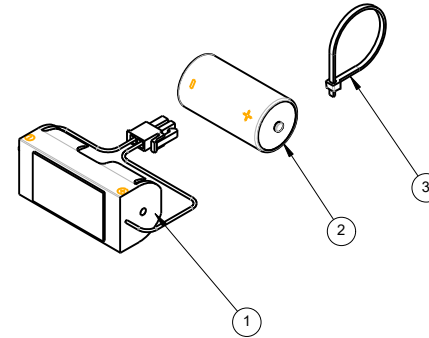
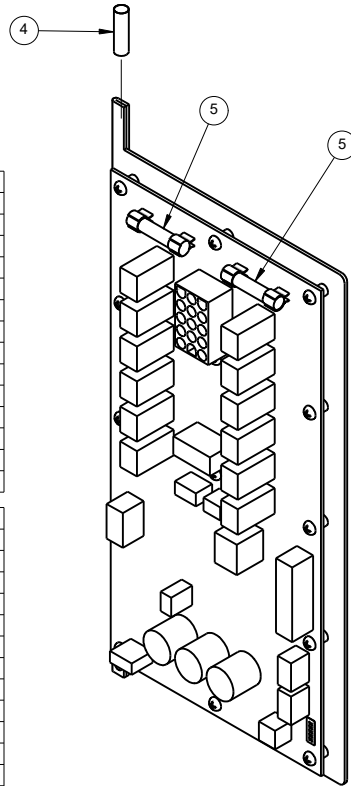
NOTE: DEplete STOCK OF ORIGINAL VERSION (P/N 6989) FIRST FOR SERVICE

REV	DESCRIPTION	ECO	BY	DATE
00	ORIGINAL RELEASE	#2679 #2908	ZL	2019-05-16
01	NEW 4114 AND 4089 VERSIONS ADDED	-	XZ	2019-08-21
02	ADDED TABLE FOR INF-3500, MOVED BATTERY HOLDER	#2951 #3002	ZL	2019-10-23
03	4114 PART NUMBERS ADDED / CHANGED	-	JW	2020-01-02
04	ADDED P/N 4089.COSAU TO GC TABLE	-	ZL	2020-02-28

INF-3500 PROGRAMMED CONTROLLER	
PART #	PART NAME
4086.BJ	CONTROLLER PROGRAMMED INF3500 BJ'S
4086.COS	CONTROLLER PROGRAMMED INF3500 COSTCO
4086.COSMX	CONTROLLER PROGRAMMED INF3500 COSTCO MEXICO
4086.ENG	CONTROLLER PROGRAMMED INF3500 STANDARD ENGLISH
4086.FR	CONTROLLER PROGRAMMED INF3500 STANDARD FRENCH
4086.M	CONTROLLER PROGRAMMED INF3500 MEIJER
4086.SAM	CONTROLLER PROGRAMMED INF3500 SAMS
4086.SAMPR	CONTROLLER PROGRAMMED INF3500 SAMS PUERTO RICO
4086.SOB	CONTROLLER PROGRAMMED INF3500 SOBEYS
4086.SP	CONTROLLER PROGRAMMED INF3500 STANDARD SPANISH
4086.WMX	CONTROLLER PROGRAMMED INF3500 WALMART MEXICO
4086.CEL	CONTROLLER PROGRAMMED INF3500 STANDARD CELSIUS ENGLISH
4086.CELE	CONTROLLER PROGRAMMED INF3500 CELSIUS ENGLISH KOREA TOTAL F&B

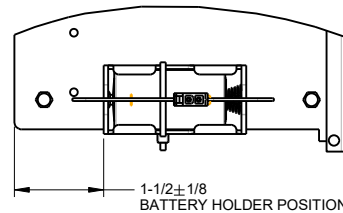
INF-GC PROGRAMMED CONTROLLER	
PART #	PART NAME
4089	CONTROLLER PROGRAMMED INF GC GENERIC
4089.BJ	CONTROLLER PROGRAMMED INF GC BJ
4089.COS	CONTROLLER PROGRAMMED INF GC COSTCO
4089.COSAU	CONTROLLER PROGRAMMED INF GC COSTCO AUSTRALIA
4089.COSCA	CONTROLLER PROGRAMMED INF GC COSTCO CAN ENG
4089.COSCAFR	CONTROLLER PROGRAMMED INF GC COSTCO CAN FR
4089.COS-FR	CONTROLLER PROGRAMMED INF GC COSTCO FRANCE
4089.COS-IS	CONTROLLER PROGRAMMED INF GC COSTCO ICELAND
4089.COS.JP	CONTROLLER PROGRAMMED INF GC COSTCO JAPAN
4089.COSKR	CONTROLLER PROGRAMMED INF GC COSTCO KOREA
4089.COSMX	CONTROLLER PROGRAMMED INF GC COSTCO MEXICO
4089.COSSP	CONTROLLER PROGRAMMED INF GC COSTCO SPAIN
4089.COSUK	CONTROLLER PROGRAMMED INF GC COSTCO UK
4089.IGAFR	CONTROLLER PROGRAMMED INF GC IGA FR
4089.M	CONTROLLER PROGRAMMED INF GC MEIJER E
4089.COSCN	CONTROLLER PROGRAMMED INF GC COSTCO CHINA
4089.GFS	CONTROLLER PROGRAMMED INF GC GFS

INF-4500 PROGRAMMED CONTROLLER	
PART #	PART NAME
4114.COS	CONTROLLER PROGRAMMED INF4500 COSTCO USA/MEXICO
4114.COS-CA	CONTROLLER PROGRAMMED INF4500 COSTCO CAN ENG
4114.COS-QC	CONTROLLER PROGRAMMED INF4500 COSTCO CAN FRENCH
4114.COS-ES	CONTROLLER PROGRAMMED INF4500 COSTCO SPAIN
4114.COS-AU	CONTROLLER PROGRAMMED INF4500 COSTCO AUSTRALIA
4114.COS-MX	CONTROLLER PROGRAMMED INF4500 COSTCO MEXICO
4114.COS-TW	CONTROLLER PROGRAMMED INF4500 COSTCO TAIWAN
4114.SAM	CONTROLLER PROGRAMMED INF4500 SAMS
4114.BJ	CONTROLLER PROGRAMMED INF4500 BJ'S
4114.WM	CONTROLLER PROGRAMMED INF4500 WALMART



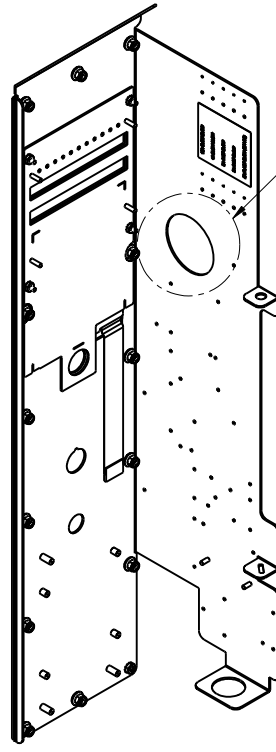
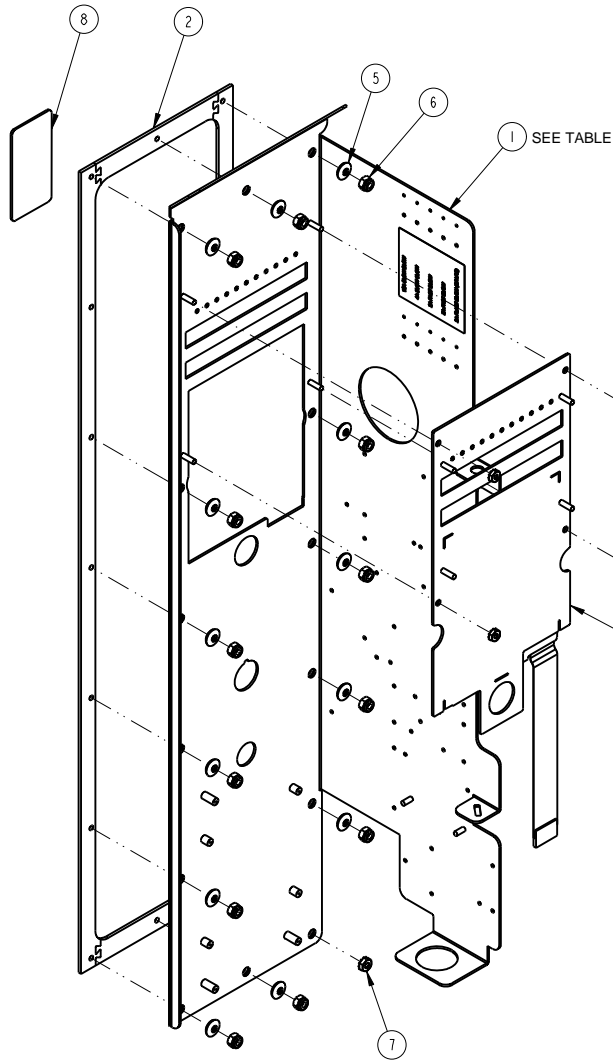
NOTES:
ITEM 1 TO 5 ARE INCLUDED WITH CONTROLLER ASSEMBLY
BUT MAY BE ORDERED INDIVIDUALLY IF NEEDED

ITEM	QTY	PART	DESCRIPTION
5	2	4105	FUSE 6.25-AMP SLOW-BLOW 1/4X1-1/4
4	1	11144-0.875	TUBE HEAT SHRINK BLACK 2:1 1/4", 7/8" LONG
3	1	4290	CABLE TIE 8" WHITE PLT2M-M
2	1	7413	BATTERY LITHIUM C CELL 3.6V
1	1	14050	HOLDER, BATTERY, "C" SIZE, ASSEMBLY



PART NAME: CONTROLLER, PROGRAMMED			
WHERE USED: INF-3500/INF-GC / INF-4500			
MATERIAL: SEE BOM			
FINISH: N/A			
DRAWN BY: ZHANBO LI	PART NO:	DRAWING NO: 99-17105	REV: 04
APPROVED BY:	SEE TABLE		
SCALE: 1:2		PAPER SIZE: B	
SHEET: 1 OF 1		 HARDT Responsive, Reliable Solutions	

CLASS: N/A GROUP: N/A



ASSEMBLED VIEW

ENSURE THAT THE KNOCKOUT OPTION HAS BEEN REMOVED △ 05

REV	DESCRIPTION	CCR	BY	DATE
00	ORIGINAL RELEASE	#1998	ZL	13-FEB-14
01	UPDATE THE OVERLAY TABLE AND NOTES	#2092	RD	17-JUL-14
02	REPLACE OVERLAY GASKET #99-14931 WITH NEW MODEL	#2365	MN	2015-11-30
03	REPLACED P/N 11387 WITH P/N 9000	#2512	ZL	2016-06-13
04	REMOVE WASHER #11134, NUT #11135 MOVE TO BOTTOM RIGHT	#2511	MN	2016-06-20
05	DRAWING FORMAT REVISED ADDED NOTE	2525	CM	2016-09-06

	FULL ASSEMBLY	DESCRIPTION	ITEM #1 ONLY
REGULAR DOORS	99-15418.1	OVERLAY W/CONTROL PANEL,INF GC, BILINGUAL, RED, NO FOAM	99-15414
	99-15418.2	OVERLAY W/CONTROL PANEL,INF GC, BILINGUAL, BLACK, NO FOAM	99-15415
	99-15418.3	OVERLAY W/CONTROL PANEL,INF GC, ENGLISH, RED, NO FOAM, NO TEL	99-15407
	99-15418.4	OVERLAY W/CONTROL PANEL,INF GC, ENGLISH, RED, NO FOAM	99-15404
	99-15418.5	OVERLAY W/CONTROL PANEL,INF GC, ENGLISH, BLACK, NO FOAM	99-15506
	99-15418.6	OVERLAY W/CONTROL PANEL,INF GC, SPANISH, RED, NO FOAM	99-15513
	99-15418.7	OVERLAY W/CONTROL PANEL,INF GC, ENGLISH, RED, NO FOAM, AUS.	99-15515
FRENCH DOORS	99-15418.8	OVERLAY W/CONTROL PANEL,INF GC-FD, ENGLISH, RED, NO FOAM	99-15449
	99-15418.9	OVERLAY W/CONTROL PANEL,INF GC-FD, ENGLISH, BLACK, NO FOAM	99-15439
	99-15418.10	OVERLAY W/CONTROL PANEL,INF GC-FD, BILINGUAL, BLACK, NO FOAM	99-15516

8	1	-	99-15309	REV 00	GAUGE, OVERLAY GASKET COMPRESSION
7	1	11135	-	REV	NUT, K-LOCK, S/S, #8-32
6	13	9000	-	REV -	NYLON INSERT LOCK NUT, 8-32, PLATED
5	13	7312	7312	REV -	WASHER, NEOPRENE BONDED, GALV.230"ID x 1/2"OD.
4	4	11125	-	REV	NUT, K-LOCK, S/S, #6-32
3	1	99-15310	99-15310	REV 00	KEYPAD ASSEMBLY
2	1	99-16266	99-16266	REV 00	GASKET, OVERLAY, GC/3500, ASSEMBLY
1	1			REV 03	OVERLAY W/ PANEL
ITEM	QTY	PART	DRAWING		DESCRIPTION

- NOTES:**
- 1) ENSURE ALL PARTS ARE CLEAN AND FREE OF DEBRIS BEFORE ASSEMBLY
 - 2) SERVICE BULLETIN AVAILABLE: S-1041

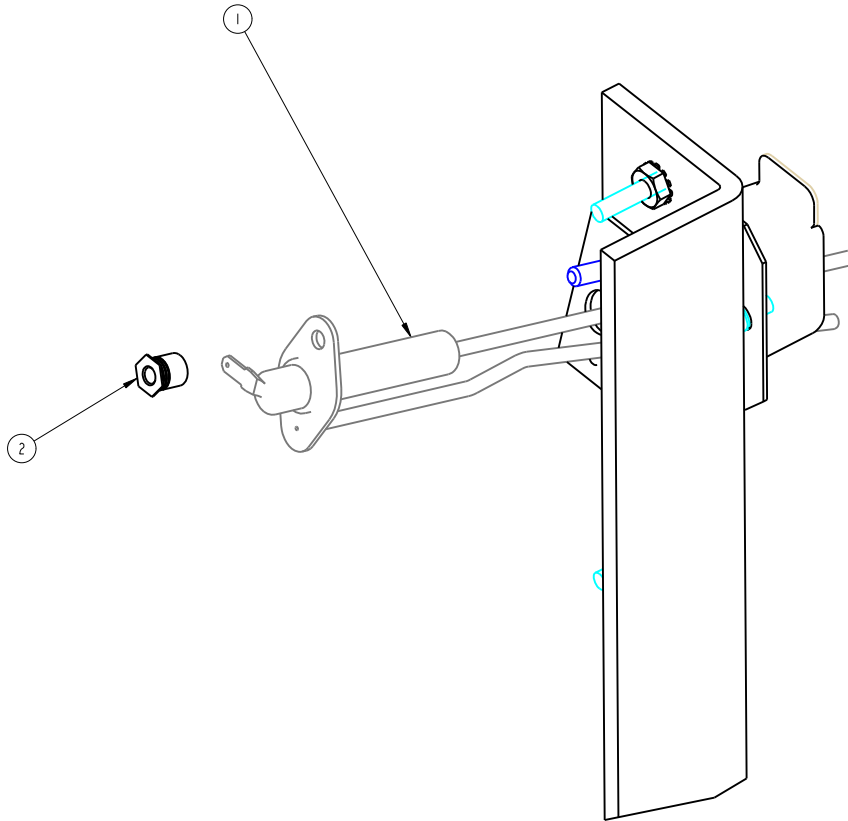
ALL DIMENSIONS ARE IN INCHES		PART NAME:	
UNLESS SPECIFIED OTHERWISE TOLERANCES ARE: AUTOMATED PROCESSES		ASSY, OVERLAY W/ REMOVABLE KEYPAD C/W HARDWARE	
FEATURE PROFILE DIMENSIONS (UNDER 6 INCHES)	±0.005	SEE BOM	
FEATURE PROFILE DIMENSIONS (OVER 6 INCHES)	±0.010		
FEATURE POSITIONING (DISTANCE BETWEEN FEATURES)	±0.010	FINISH: -	
FEATURE POSITIONING (DISTANCE FROM MATERIAL EDGE)	±0.010	DRAWN BY: CARLOS M.	PART NO:
FEATURE POSITIONING (DISTANCE FROM BEND)	±0.025	DRAWING NO: 99-15418	
FLANGE LENGTH (DISTANCE FROM BEND TO MATERIAL EDGE)	±0.015	REV: 05	
FLANGE LENGTH (DISTANCE BETWEEN TWO BENDS)	±0.030	APPROVED BY:	SEE TABLE
MANUAL PROCESSES		SCALE: 5:16 PAPER SIZE: B	
WELDED FEATURE POSITIONING	±0.030	SHEET: 1 OF 1	
		HARDT Responsive, Reliable Solutions	

CLASS: ELECTRICAL COMPONENTS
GROUP: SERVICE PARTS

THINK SAFETY - REMOVE ALL BURRS, SHARP EDGES AND CORNERS

PROJ# MODEL: 99-12682-ASSEM / FILE NAME: 99-12682

REV	DESCRIPTION	CCR	BY	DATE
0	ORIGINAL RELEASE		MD	01 FEB 10
1	REMOVE DIELECTRIC GREASE	#1796	MN	22-APR-13
02	P/N ADDED PART DESCRIPTION REVISED	#2597	CM	2016-11-18



2	1	10280	REV	STANDOFF THRU-HOLE THREADED S/S 8-32 x .5/16 (PEM# SOS-832-10)
1	1	6719	6719 REV 0	FLAME SENSOR, DUAL PROBE
ITEM	QTY	PART	DRAWING	DESCRIPTION
THIRD ANGLE PROJECTION				
CATEGORY: BLAZE/INF-3500/INF-GC		WEIGHT (LB): 0.00		PARENT ASSY: -
MATERIAL: SEE BOM				FINISH: -
CUT SIZE:				BEND ALL: -
PART NAME: SERVICE DRAWING, CP FLAME SENSOR				
DRAWN BY: CARLOS M		PART NO: 6719.KIT		DRAWING NO: 99-12682
APPROVED BY:				
DATE: 01 FEB 10		SCALE: 1:1	PAPER SIZE: B	SHEET: 1 OF 1
HARDT EQUIPMENT MANUFACTURING INC. 1756 50 AVE. LACHINE, QUEBEC, CANADA H8T 2V5 TEL: (514) 631-7271 FAX: (514) 631-7172				

FEATURE MARKED ARE
CRITICAL TO QUALITY

F FIT AND FUNCTION

A APPEARANCE

UNLESS SPECIFIED OTHERWISE,
TOLERANCES ARE:

FRACTIONS: $\pm 1/32$

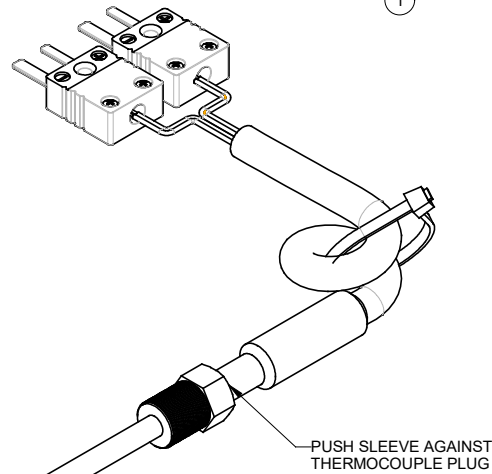
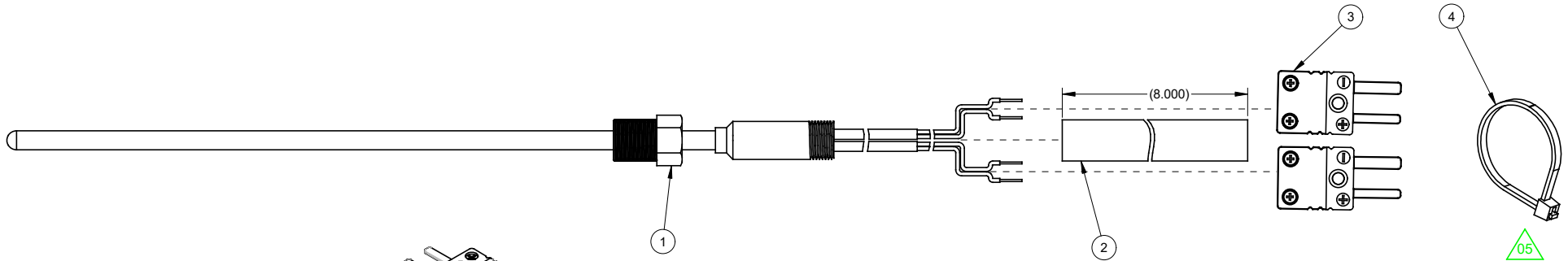
ANGLE: $\pm 1^\circ$

BLANK: .X: ± 0.1

.XX: ± 0.01

.XXX: ± 0.005

REV	DESCRIPTION	ECO	BY	DATE
00	ORIGINAL RELEASE	-	ZL	2017-01-03
01	REMOVED GC AND 3500 FROM WHERE USED	2753	ZL	2018-04-05
02	REPLACED P/N 11146_025 WITH P/N 14128_8, ADDED NOTE	-	ZL	2018-10-25
03	REDRAWN STRAIGHT	-	MMO	2019-01-16
04	REVISED BOM TABLE	-	XZ	2019-04-08
05	ADDED CABLE TIE	#2949	XZ	2019-06-21



**ASSEMBLED VIEW
AS INSTALLED**

ASSEMBLY:

1. INSTALL SLEEVE
2. OPEN CONNECTORS
3. ATTACH THE YELLOW WIRES TO "+" CONTACTS AND THE RED WIRES TO "-" CONTACTS ON THE SCREW TERMINALS
4. CLOSE CONNECTORS

4	1	4567	-	REV -	CABLE TIE 4" BLACK HIGH TEMP
3	2	14000	-	REV 00	THERMOCOUPLE CONNECTOR CERAMIC MALE
2	1	14128_8	-	REV -	SILICONE RUBBER SLEEVING WHITE 1/4" x 8" LONG
1	1	7803	-	REV	THERMOCOUPLE TYPE K 6" MI STYLE
ITEM	QTY	PART	DRAWING		DESCRIPTION

ALL DIMENSIONS ARE IN INCHES

PART NAME: **THERMOCOUPLE TYPE K 6" MI STYLE, ASSEMBLY**

WHERE USED: **INF-4500, INF-3500, INF-GC**

MATERIAL: **SEE BOM**

FINISH: -

DRAWN BY: **XIN Z.**

PART NO:

DRAWING NO:

REV

APPROVED BY:

99-16860

99-16860

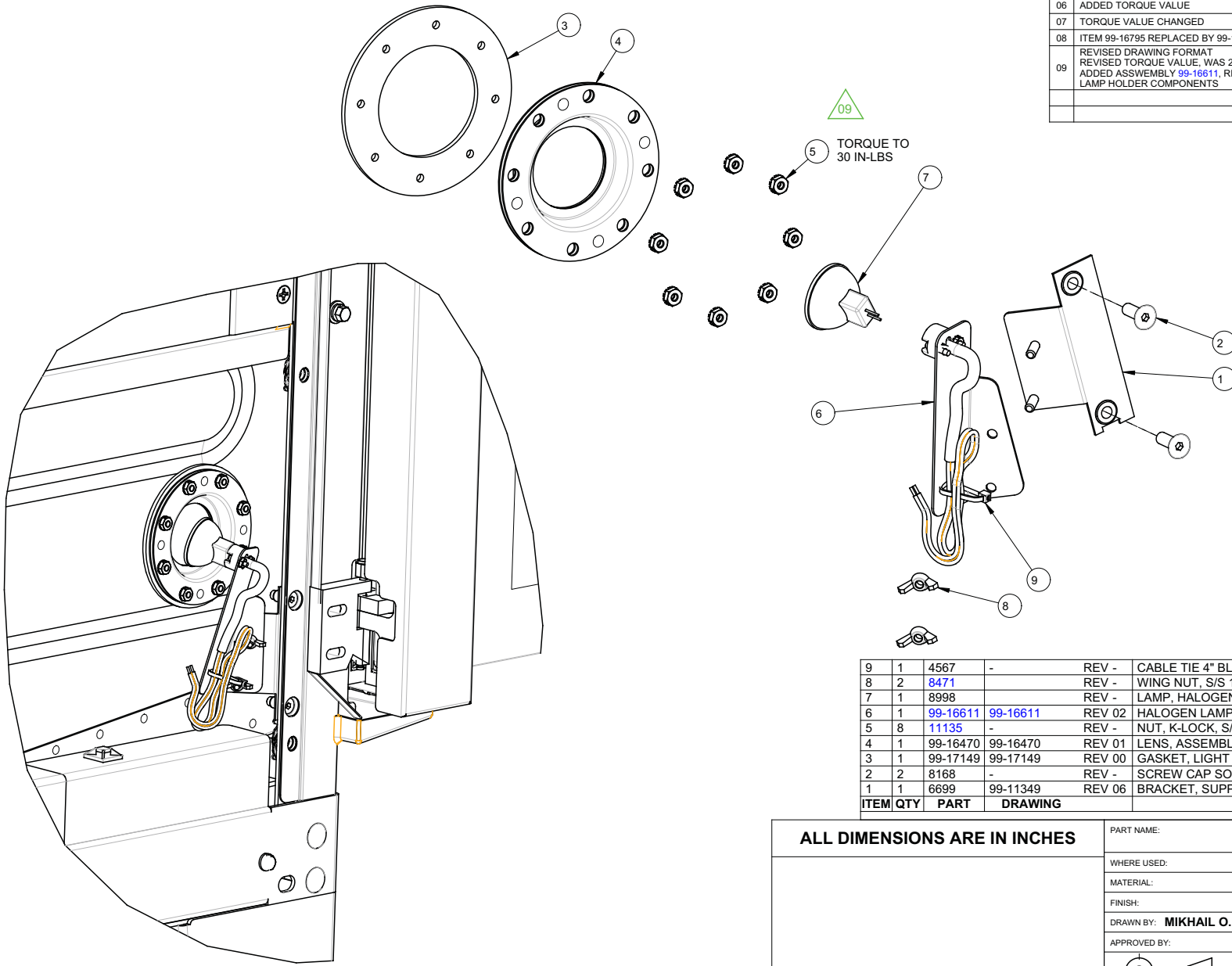
05

SCALE: **1:1** PAPER SIZE: **B**

SHEET: **1 OF 1**


HARDT
Responsive, Reliable Solutions

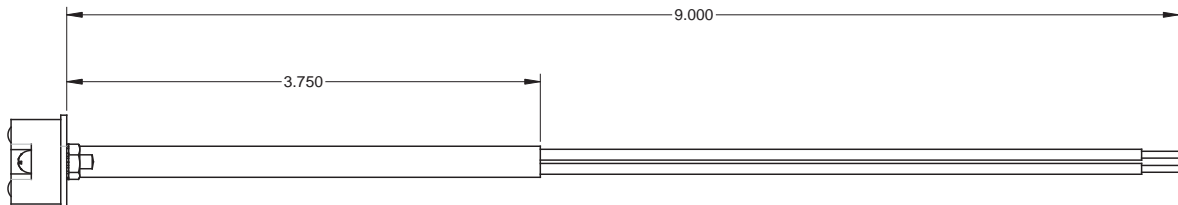
REV	DESCRIPTION	ECO	BY	DATE
06	ADDED TORQUE VALUE	2644	RD	2017-06-13
07	TORQUE VALUE CHANGED	2679	JM	2017-07-31
08	ITEM 99-16795 REPLACED BY 99-17149	2718	CM	2017-11-28
09	REVISED DRAWING FORMAT REVISED TORQUE VALUE, WAS 20 IN-LBS ADDED ASSEMBLY 99-16611, REPLACES INDIVIDUAL LAMP HOLDER COMPONENTS	2881	PGS	2019-02-25



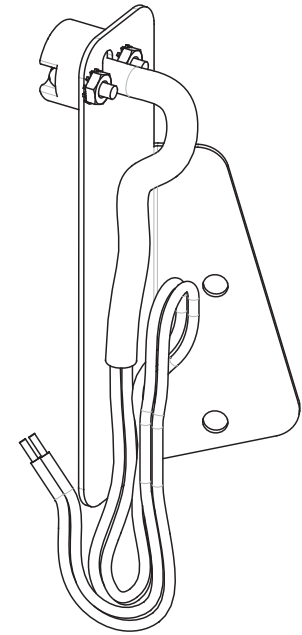
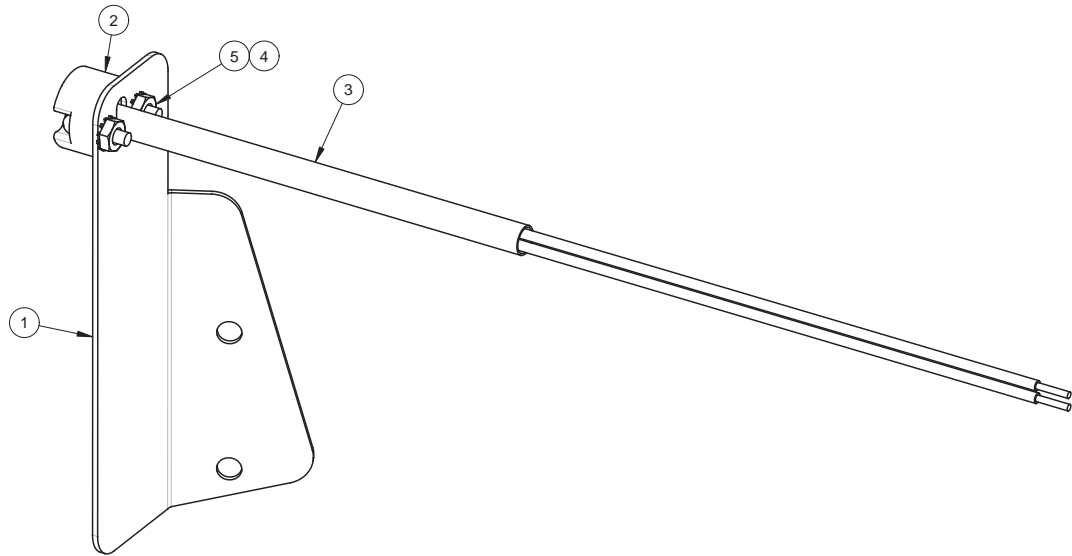
ITEM	QTY	PART	DRAWING	REV	DESCRIPTION	SERVICE NO
9	1	4567	-	REV -	CABLE TIE 4" BLACK HIGH TEMP	4567
8	2	8471		REV -	WING NUT, S/S 10-32	8471
7	1	8998		REV -	LAMP, HALOGEN, MR-11, 12V/20W, W/GLASS COVER	8998
6	1	99-16611	99-16611	REV 02	HALOGEN LAMP HOLDER BI-PIN G4, ASSY	SEE 99-16611
5	8	11135	-	REV -	NUT, K-LOCK, S/S, #8-32	11135
4	1	99-16470	99-16470	REV 01	LENS, ASSEMBLY, LIGHT, 8 HOLES	14040
3	1	99-17149	99-17149	REV 00	GASKET, LIGHT ASSEMBLY, 8 HOLES	14040
2	2	8168	-	REV -	SCREW CAP SOCKET FLAT 1/4-20 X 3/4" S/S	8168
1	1	6699	99-11349	REV 06	BRACKET, SUPPORT, LIGHT FIXTURE	6699

ALL DIMENSIONS ARE IN INCHES

PART NAME:		LIGHT ASSEMBLY	
WHERE USED:		BLAZE/INF3500/INFGC	
MATERIAL:		SEE BOM	
FINISH:		N/A	
DRAWN BY: MIKHAIL O.	PART NO:	6701	DRAWING NO: 99-11907
APPROVED BY:			09
SCALE: 3:8	PAPER SIZE: B	 HARDT Responsive, Reliable Solutions	
SHEET: 1 OF 1			



REV	DESCRIPTION	ECO	BY	DATE
00	ORIGINAL RELEASE	-	CM	2017-09-14
01	REPLACED 11146.1/4 BY 14128_4 MODIFIED NOTE FOR STEP 3	-	CM	2018-08-31
02	REDRAWN STRAIGHT	-	MMO	2019-01-31



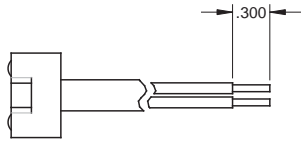
ASSEMBLED VIEW
AS INSTALLED

NOTES:

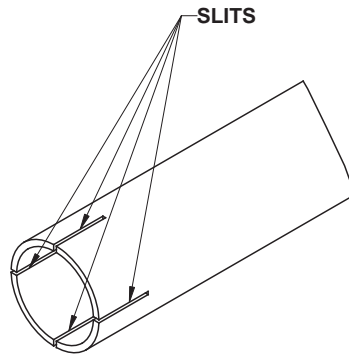
1) ITEMS MARKED AS N/A ARE NOT AVAILABLE FOR ORDER BY SERVICE PARTNERS.
IF THIS ITEM IS NEEDED, PLEASE ORDER THIS ASSEMBLY (P/N 99-16611)

ITEM	QTY	PART	DRAWING	DESCRIPTION	SERVICE NO
5	2	11132	-	NUT, K-LOCK, S/S, #4-40	11132
4	2	8572	-	MACH. SCREW 4-40 x 1/2 S/S PHILLIPS FILLISTER HEAD	8572
3	1	14128_4	-	SILICONE RUBBER SLEEVING WHITE 1/4" x 4" LONG	14128_4
2	1	9013	-	HALOGEN LAMP HOLDER BI-PIN G4 W/18" LEADS	9013
1	1	6698	99-11347 REV 07	BRACKET, HOLDER, LIGHT FIXTURE	N/A

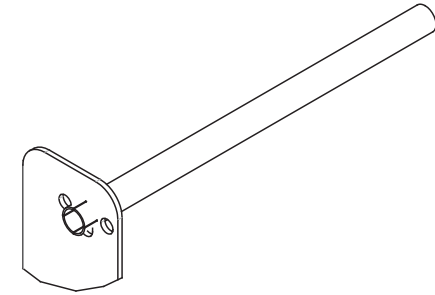
PART NAME: HALOGEN LAMP HOLDER BI-PIN G4, ASSY			
WHERE USED: BLAZE/3500/GC/4500			
MATERIAL: SEE BOM			
FINISH: -			
DRAWN BY: MIKHAIL O.	PART NO: 99-16611	DRAWING NO: 99-16611	REV: 02
APPROVED BY:		SCALE: 1:1	PAPER SIZE: B
SHEET: 1 OF 2		HARDT Responsive, Reliable Solutions	



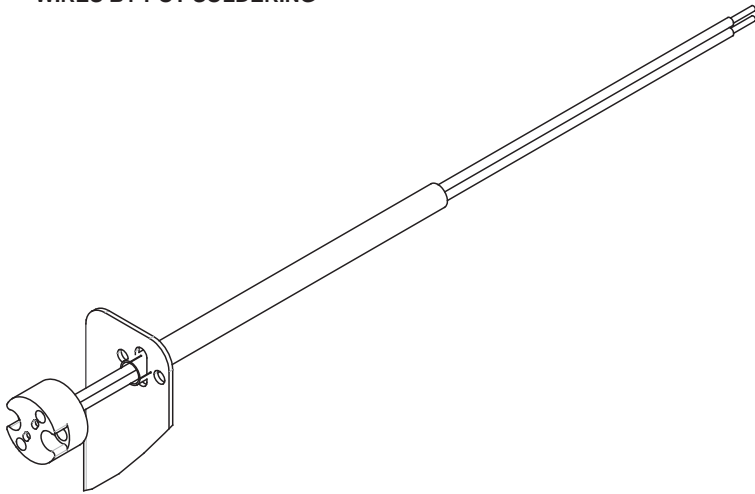
STEP 1: TRIM INSULATION AND TIN EXPOSED WIRES BY POT SOLDERING



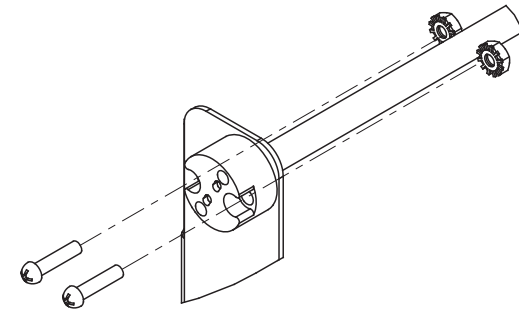
STEP 2: SLIT SLEEVE 1/4", 4 PLACES



STEP 3: ROUTE SLEEVE THROUGH BRACKET OBOURD HOLE FOLD TABS OVER



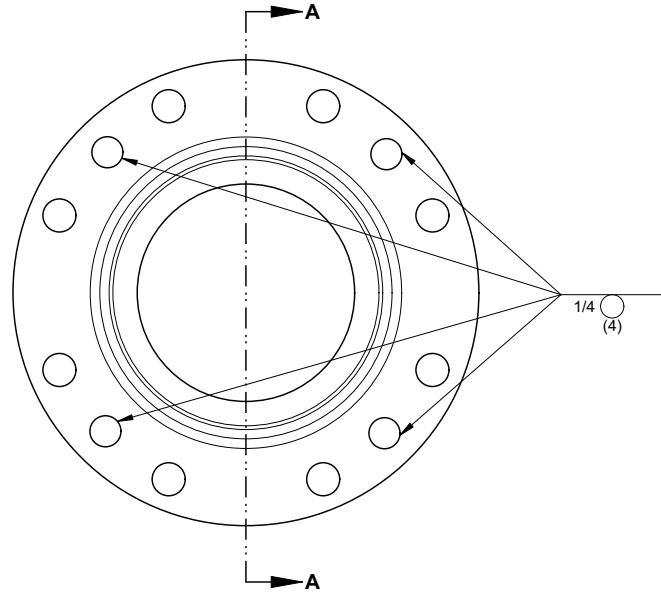
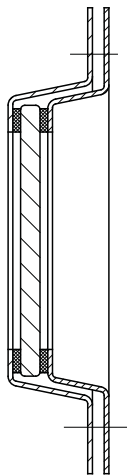
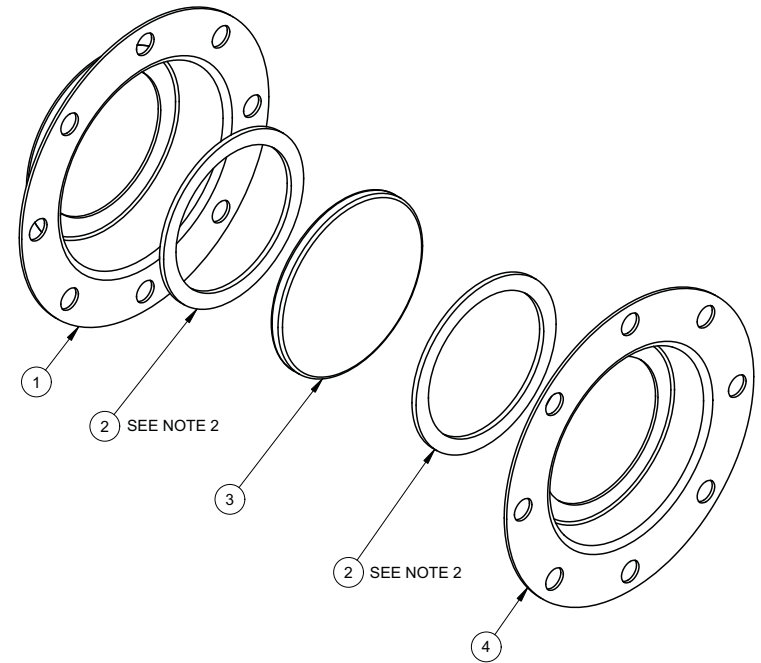
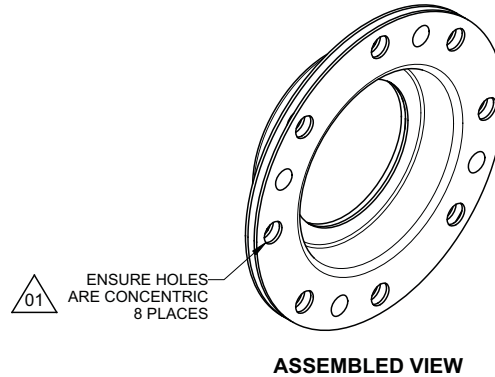
STEP 4: INSERT THE HALOGEN LAMP HOLDER WIRES INTO THE SLEEVE



STEP 5: FOLD SLEEVE AGAINST BRACKET AND CLAMP SLEEVE IN PLACE WITH THE HALOGEN LAMP HOLDER AND HARDWARE

PART NAME: HALOGEN LAMP HOLDER BI-PIN G4, ASSY		DRAWING NO. 99-16611		REV 02
DRAWN BY: MIKHAIL O.	PART NO. 99-16611	DRAWING NO. 99-16611		
APPROVED BY:		SCALE: 1:1	PAPER SIZE: B	 HARDT Responsive, Reliable Solutions
		SHEET: 2 OF 2		

REV	DESCRIPTION	ECO	BY	DATE
00	ORIGINAL RELEASE	-	RD	2017-01-20
01	REVISED PART 99-16641, 99-11715 & 99-11353 ADDED NOTE FOR ASSEMBLED VIEW ALSO USED IN BLAZE, INF-GC, & INF-3500	2845	FB	2018-08-31



01

4	1	99-11715	99-11715	REV 04	BACK COVER, LIGHT, WRAPPER ASS'Y
3	1	8995	99-11353	REV 03	GLASS, LIGHT
2	2	99-15111	99-15111	REV 03	GASKET, LENS ASSEMBLY, SMALL
1	1	99-16641	99-16641	REV 01	COVER, LIGHT, WRAPPER ASS'Y, NO STUDS
ITEM	QTY	PART	DRAWING		DESCRIPTION

ALL DIMENSIONS ARE IN INCHES

UNLESS SPECIFIED OTHERWISE TOLERANCES ARE:
MANUAL PROCESSES
WELDED FEATURE POSITIONING

±0.030

PART NAME:		LENS, ASSEMBLY, LIGHT, 8 HOLES			
WHERE USED:		BLAZE, INF-GC, INF-3500, INF-4500, INF-2500			
MATERIAL:		SEE BOM			
FINISH:		N/A			
DRAWN BY:	FYRIALE B.	PART NO.:	99-16470		
APPROVED BY:		DRAWING NO.:	99-16470		
		REV:	01		
		SCALE:	1:1	PAPER SIZE:	B
		SHEET:	1 OF 1		
		 HARDT Responsive, Reliable Solutions			

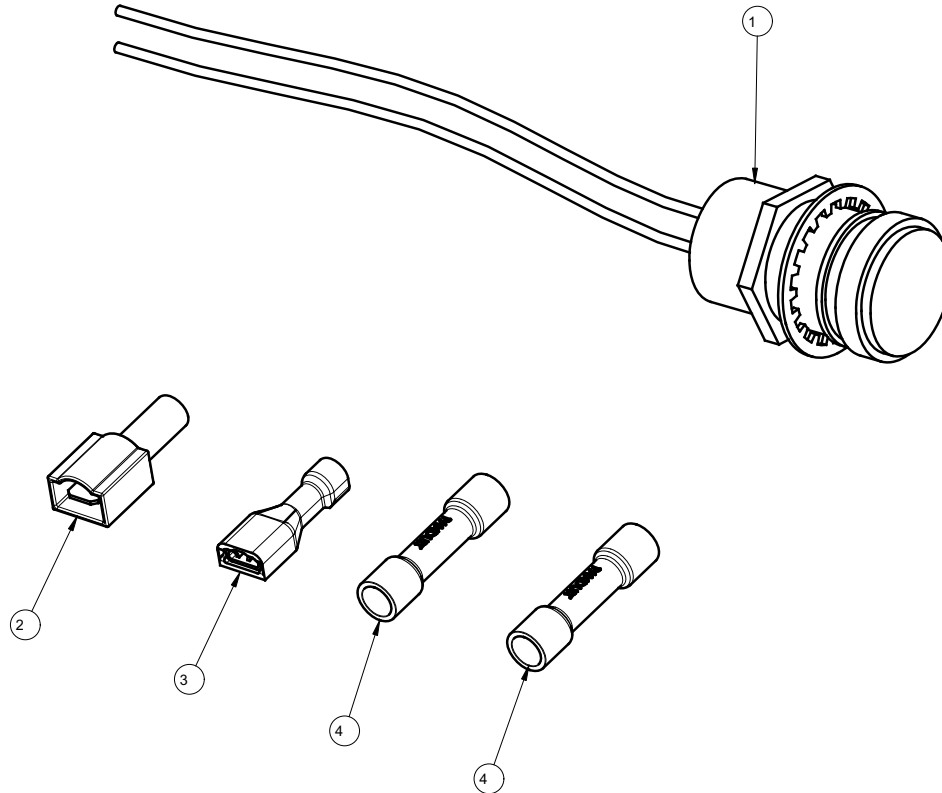
NOTES:

- 1) ASSEMBLED PARTS AS SHOWN
- 2) ENSURE SMALL GASKETS ARE CONCENTRIC TO GLASS AND COVER
- 3) SERVICE BULLETIN AVAILABLE: SVC-016-0059-01

CLASS: N/A

GROUP: N/A

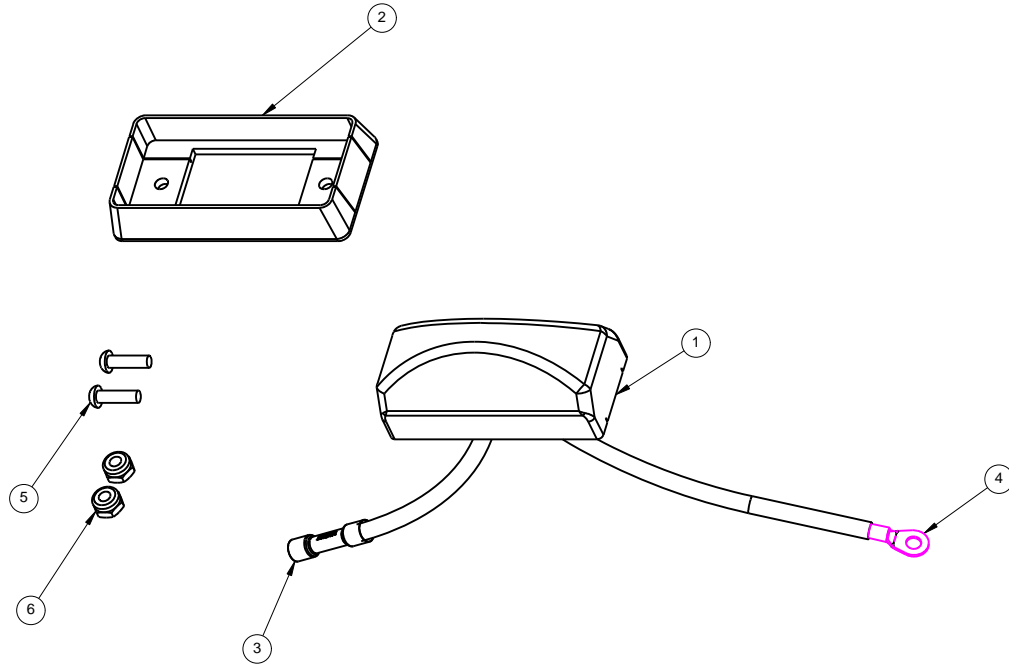
REV	DESCRIPTION	CCR	BY	DATE
00	ORIGINAL RELEASE	-	RD	17-OCT-14



4	2	4293	4293	REV 00	TERMINAL BUTT SPLICE VINIL, RED, #18-20
3	1	11111		REV	TERMINAL FEMALE FULL-INS .25 X.032 22-18 AWG LOOSE
2	1	11110	11110	REV 0	TERMINAL MALE FULL-INS .250 X .032 22-18 AWG LOOSE
1	1	6643	6643	REV -	INDICATOR LIGHT PANEL MOUNT RED LED 12V (USE 6669)
ITEM	QTY	PART	DRAWING		DESCRIPTION

THIRD ANGLE PROJECTION		CATEGORY: INF-GC	WEIGHT (LB): -	PARENT ASSY: -
		MATERIAL: SEE BOM		
ALL DIMENSIONS ARE IN INCHES UNLESS SPECIFIED OTHERWISE TOLERANCES ARE: FRACTIONS: ±1/32 ANGLE: ±1° BLANK .X: ±0.05 .XX: ±0.015 .XXX: ±0.005		PART NAME: INDICATOR LIGHT ASSEMBLY, RED, LED, 12V, UNIVERSAL DRAWN BY: R.DIMITROV APPROVED BY:		PART NO: 6669 DRAWING NO: 99-15720
		DATE: 17-OCT-14	SCALE: 3:2	PAPER SIZE: B
		HARDT Responsive, Reliable Solutions		HARDT EQUIPMENT MANUFACTURING INC TEL: (514) 631-7271 FAX: (514) 631-7172

REV	DESCRIPTION	CCR	BY	DATE
00	ORIGINAL RELEASE	#2317	MN	2015-09-01



6	2	7099	-	REV	-	NYLON INSERT LOCK NUT, 6-32, S/S
5	2	11413	-	REV	-	SCREW, PAN HD, PHIL, S/S, 6-32x1/2
4	1	3797	3797	REV	-	TERMONAL O-RING 22-16AWG #8 STUD
3	1	4293	4293	REV	00	TERMINAL BUTT SPLICE VINIL, RED, #18-20
2	1	7319	7319	REV	0	CHROME BASE W/OPEN BACK (FOR INDICATOR LIGHT #7318)
1	1	7318	7318	REV	0	INDICATOR LIGHT AMBER LED 2-WIRE (USE WITH BASE #7919)

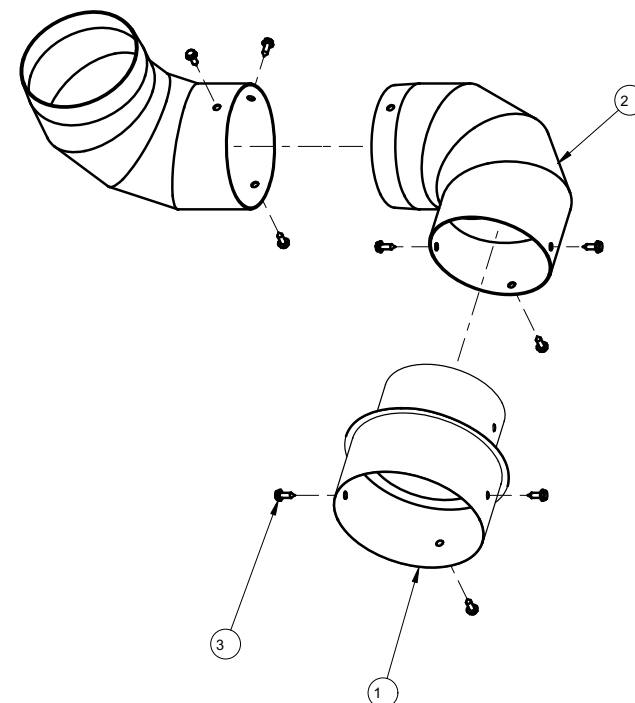
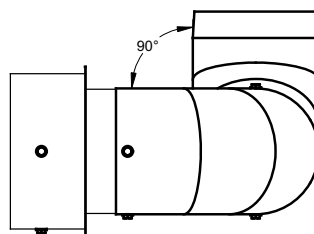
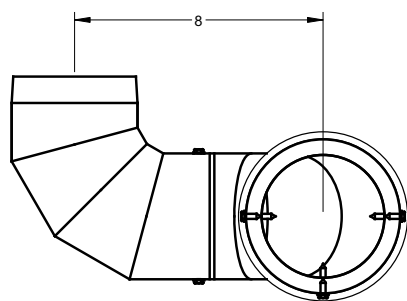
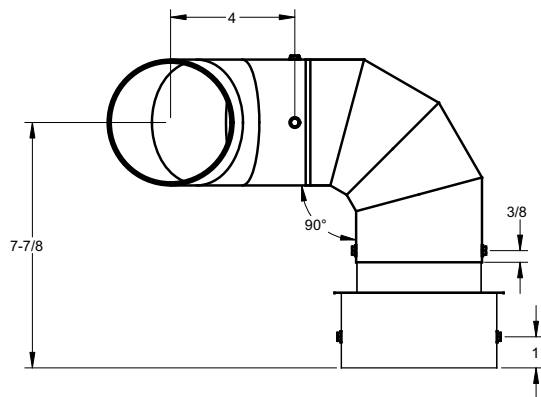
ITEM	QTY	PART	DRAWING	DESCRIPTION
THIRD ANGLE PROJECTION				
CATEGORY: -			WEIGHT (LB): 0.97	PARENT ASSY: -
MATERIAL: SEE BOM				
FINISH: -				
PART NAME: LED AMBER INDICATOR LIGHT ON INF-GC				
DRAWN BY: MEISSA N.		PART NO: -		DRAWING NO: 99-16254
APPROVED BY:				
DATE: 2015-09-01		SCALE: 3:4	PAPER SIZE: B	SHEET: 1 OF 1
 HARDT Responsive, Reliable Solutions		HARDT EQUIPMENT MANUFACTURING INC. TEL: (514) 631-7271 FAX: (514) 631-7172		

GENERAL DIMENSIONAL TOLERANCES FOR SHEET METAL PARTS
 HOLE DIAMETER: ±0.003
 EDGE TO EDGE, HOLE TO HOLE OR EDGE TO HOLE: ±0.005
 EDGE OR HOLE TO BEND: ±0.015
 BEND TO BEND: ±0.020
 INTERPRET DIMENSION AND TOLERANCE PER ASME Y14.5-2009

THINK SAFETY - REMOVE ALL BURRS, SHARP EDGES AND CORNERS

PROJ. MODEL: 99-14262/ASSEM / FILE NAME: 99-14262

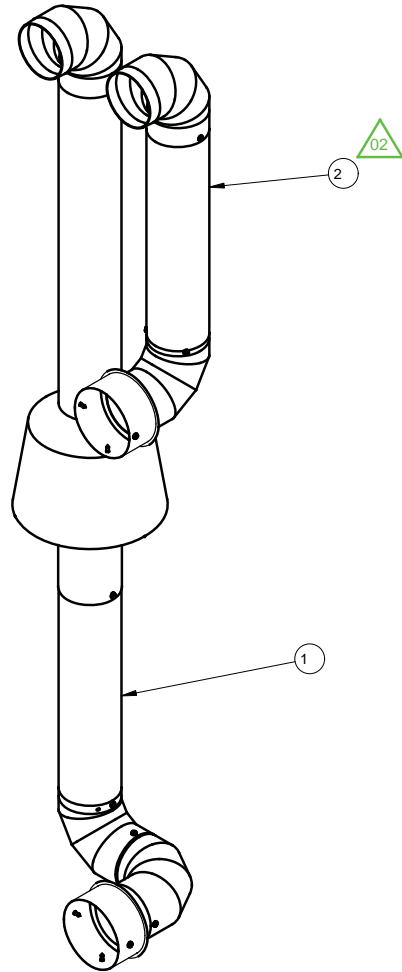
REV	DESCRIPTION	BY	DATE
0	ORIGINAL RELEASE	ZL	22-JUN-11



ITEM	QTY	PART	DRAWING	DESCRIPTION
3	9	8545		SELF DRILLING SCREW, 8-18 x 1/2" S/S
2	2	4798	-	CHIMNEY ELBOW 90°, Ø4" S/S
1	1	6528	6528	CHIMNEY REDUCER, 5" TO 4", SS

THIRD ANGLE PROJECTION		CATEGORY:	-	WEIGHT (LB):	3.47	PARENT ASSY:	-
		MATERIAL:	SEE BOM		FINISH:	-	
ALL DIMENSIONS ARE IN INCHES UNLESS SPECIFIED OTHERWISE TOLERANCES ARE: FRACTIONS: ±1/32 ANGLE: ±1° BLANK: .X: ±0.1 .XX: ±0.01 .XXX: ±0.005		CUT SIZE:			BEND ALL:	-	
FEATURE MARKED ARE CRITICAL TO QUALITY F FIT AND FUNCTION A APPEARANCE		PART NAME:	2 ELBOWS, 4 IN., S/S		DRAWING NO.:	99-14262	
		DRAWN BY:	ZHANBO LI	PART NO.:	-	SHEET:	1 OF 1
		APPROVED BY:		DATE:	22-JUN-11	SCALE:	1:4
				PAPER SIZE:	B		
				HARDT EQUIPMENT MANUFACTURING INC. 1756 50 AVE. LACHINE, QUEBEC, CANADA H8T 2V5 TEL: (514) 631-7271 FAX: (514) 631-7172			

REV	DESCRIPTION	ECO	BY	DATE
00	ORIGINAL RELEASE		ZL	22-JUN-11
01	ITEM 99-14259 IS REVISED	2246	MN	2015-05-29
02	DRAWING FORMAT REVISED ITEM 99-10913 REPLACED BY 99-17066	2652	JM	2017-06-28



2	1	99-17061	99-17061	REV 00	CHIMNEY ASSEMBLY, TOP, 4 IN, S/S	99-17061
1	1	99-14259	99-14259	REV 01	CHIMNEY ASS'Y, BOTTOM DD, 4 IN., S/S	99-14259
ITEM	QTY	PART	DRAWING		DESCRIPTION	SERVICE NO

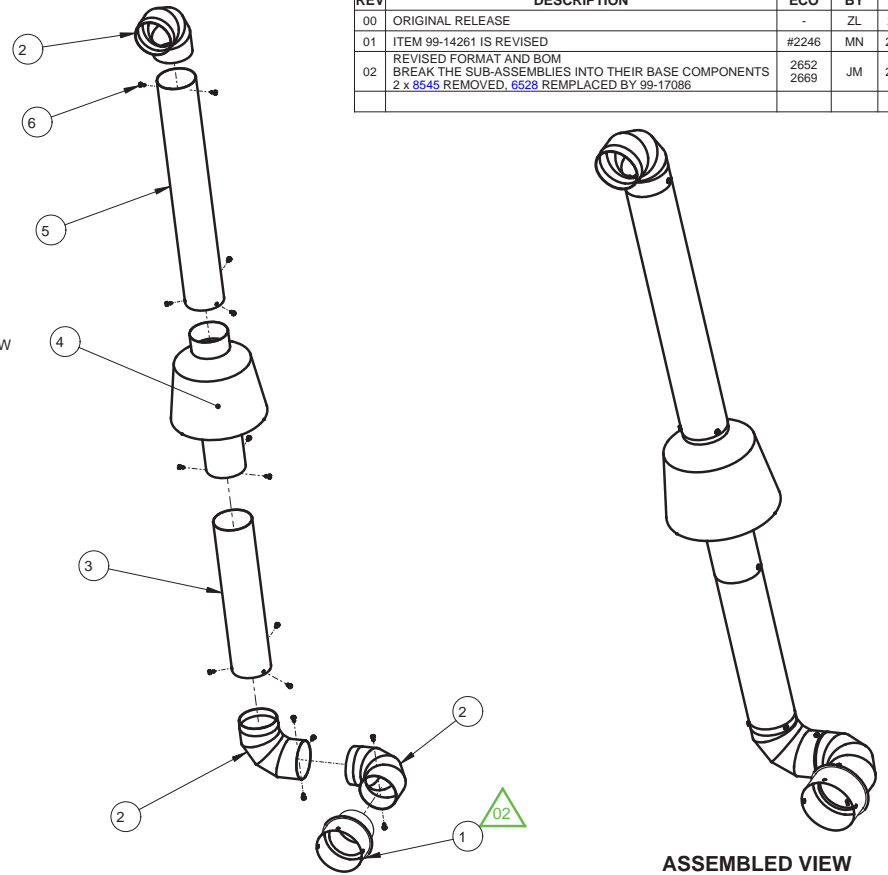
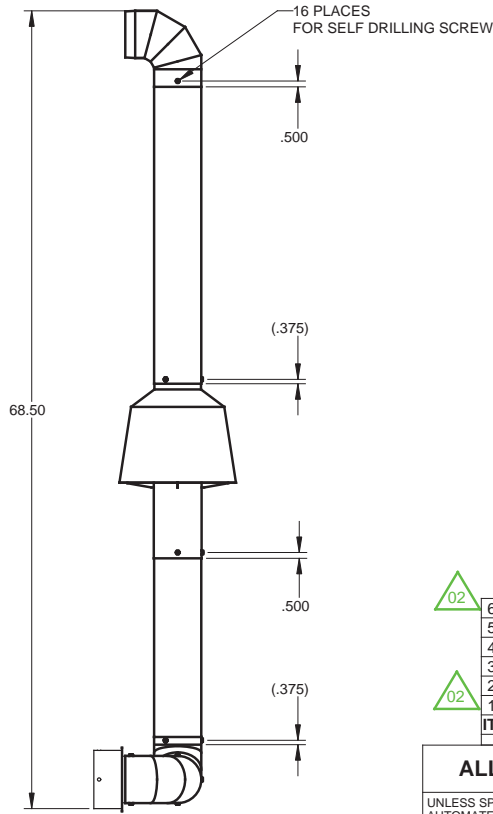
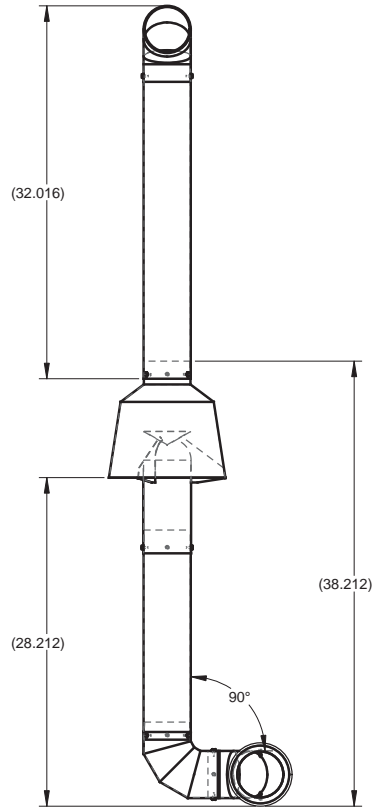
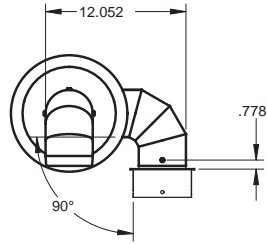
ALL DIMENSIONS ARE IN INCHES

PART NAME:		CHIMNEY SET, DD, 4 IN., S/S			
WHERE USED:		INF-GC			
MATERIAL:		SEE BOM			
FINISH:		-			
DRAWN BY:	JUAN M	PART NO:	99-14258	DRAWING NO:	99-14258
APPROVED BY:		REV:	02	 HARDT Responsive, Reliable Solutions	
		SCALE:	1:8		
		SHEET:	1 OF 1		

CLASS: MISCELLANEOUS

GROUP: SERVICE PART

REV	DESCRIPTION	ECO	BY	DATE
00	ORIGINAL RELEASE	-	ZL	22-JUN-11
01	ITEM 99-14261 IS REVISED	#2246	MN	2015-05-29
02	REVISED FORMAT AND BOM BREAK THE SUB-ASSEMBLIES INTO THEIR BASE COMPONENTS 2 x 8545 REMOVED, 6528 REPLACED BY 99-17086	2652 2669	JM	2017-07-21



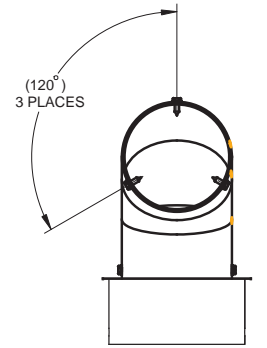
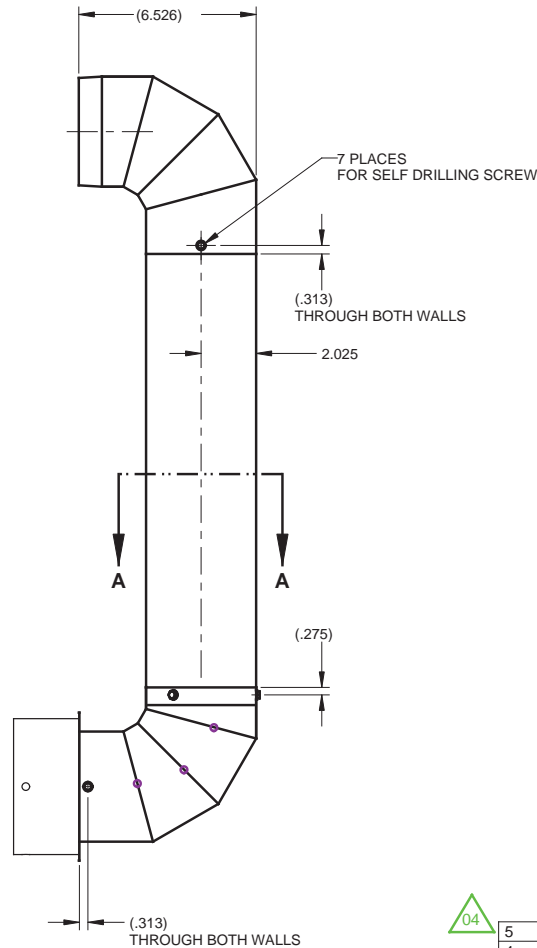
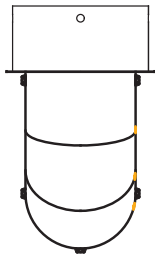
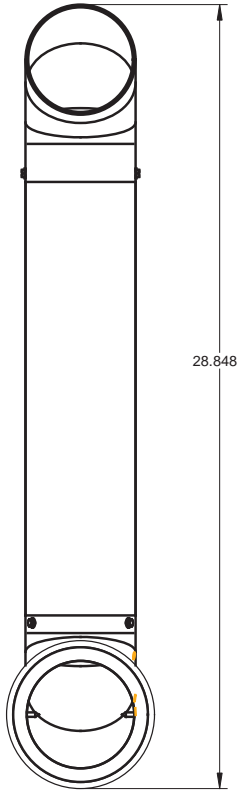
ITEM	QTY	PART	DRAWING	REV	DESCRIPTION	SERVICE NO
6	16	8545	-	REV -	SELF DRILLING SCREW, 8-18 x 1/2" S/S	8545
5	1	4993	-	REV -	CHIMNEY 27" x Ø4", S/S 304	4993
4	1	5965	-	REV -	DRAFT DIVERTER S/S 4"	
3	1	4793	-	REV -	CHIMNEY 18" x Ø4", S/S	4793
2	3	4798	-	REV -	CHIMNEY ELBOW 90°, Ø4" S/S	4798
1	1	99-17086	99-17086	REV 00	CHIMNEY FITTING REDUCER S/S 5" TO 4" WITH MOUNTING HOLES	99-17086

ALL DIMENSIONS ARE IN INCHES

PROCESS	TOLERANCE
AUTOMATED PROCESSES	
FEATURE PROFILE DIMENSIONS (UNDER 6 INCHES)	±0.005
FEATURE PROFILE DIMENSIONS (OVER 6 INCHES)	±0.010
FEATURE POSITIONING (DISTANCE BETWEEN FEATURES)	±0.010
FEATURE POSITIONING (DISTANCE FROM MATERIAL EDGE)	±0.010
FEATURE POSITIONING (DISTANCE FROM BEND)	±0.025
FLANGE LENGTH (DISTANCE FROM BEND TO MATERIAL EDGE)	±0.015
FLANGE LENGTH (DISTANCE BETWEEN TWO BENDS)	±0.030
MANUAL PROCESSES	
WELDED FEATURE POSITIONING	±0.030

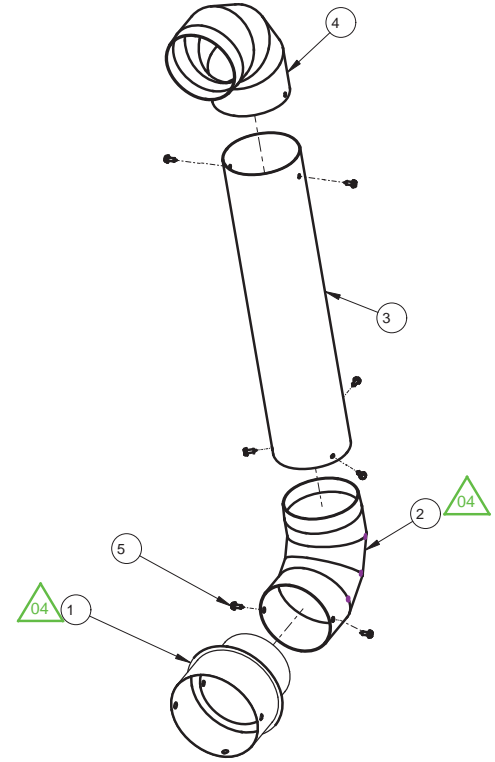
PART NAME: CHIMNEY ASSEMBLY, BOTTOM DD, 4 IN., S/S	
WHERE USED:	INF - GC
MATERIAL:	SEE BOM
FINISH:	-
DRAWN BY: JUAN M	PART NO: 99-14259
APPROVED BY:	DRAWING NO: 99-14259
SCALE: 3:32	PAPER SIZE: B
SHEET: 1 OF 1	REV: 02
HARDT Responsive, Reliable Solutions	

- NOTES:**
1. REMOVE ALL BURRS, SHARP EDGES AND CORNERS
 2. FOR ASSEMBLY PROCESS - USING A JIG IS RECOMMENDED



SECTION A-A
BOTTOM SCREWS

REV	DESCRIPTION	ECO	BY	DATE
0	ORIGINAL RELEASE	-	ZL	22-JUN-11
1	MULTIPLE REVISIONS		RD	05-JUN-13
02	REVISED BOM		ZL	2016-02-08
03	NEW FORMAT SHOW WELDING ON BOTTOM ELBOW 120° FOR BOTTOM SCREWS	#2529	JFM	2016-08-31
04	REVISED ASSEMBLY AND FORMAT DRAWING 1 x 4798 REPLACED BY 99-17078 AND 6528 BY 99-17086 5 SCREWS 8545 REMOVED	2652 2669	JM	2017-07-21



04	5	7	8545	-	REV -	SELF DRILLING SCREW, 8-18 x 1/2" S/S	8545
	4	1	4798	-	REV -	CHIMNEY ELBOW 90°, Ø4" S/S	4798
	3	1	4793	-	REV -	CHIMNEY 18" x Ø4", S/S	4793
04	2	1	99-17078	99-17078	REV 00	WELDMENT, CHIMNEY ELBOW 90°, Ø4" S/S	99-17078
	1	1	99-17086	99-17086	REV 00	CHIMNEY FITTING REDUCER S/S 5" TO 4" WITH MOUNTING HOLES	99-17086
						DESCRIPTION	SERVICE NO

ALL DIMENSIONS ARE IN INCHES

UNLESS SPECIFIED OTHERWISE TOLERANCES ARE:	
AUTOMATED PROCESSES	
FEATURE PROFILE DIMENSIONS (UNDER 6 INCHES)	±0.005
FEATURE PROFILE DIMENSIONS (OVER 6 INCHES)	±0.010
FEATURE POSITIONING (DISTANCE BETWEEN FEATURES)	±0.010
FEATURE POSITIONING (DISTANCE FROM MATERIAL EDGE)	±0.010
FEATURE POSITIONING (DISTANCE FROM BEND)	±0.025
FLANGE LENGTH (DISTANCE FROM BEND TO MATERIAL EDGE)	±0.015
FLANGE LENGTH (DISTANCE BETWEEN TWO BENDS)	±0.030
MANUAL PROCESSES	
WELDED FEATURE POSITIONING	±0.030

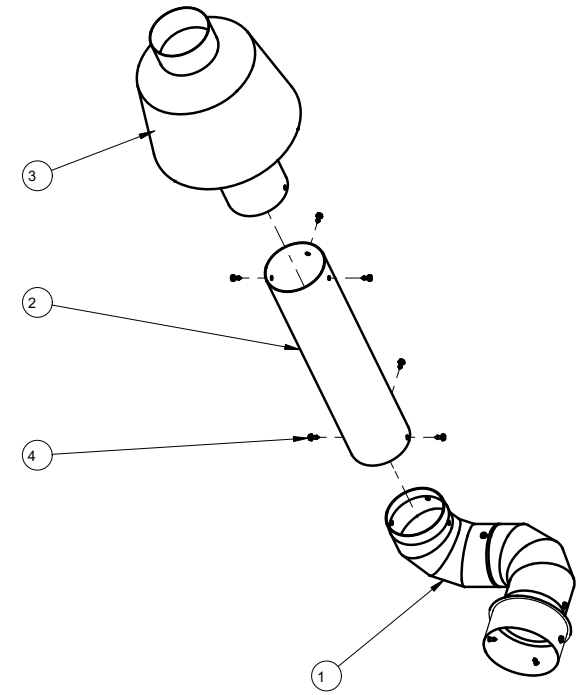
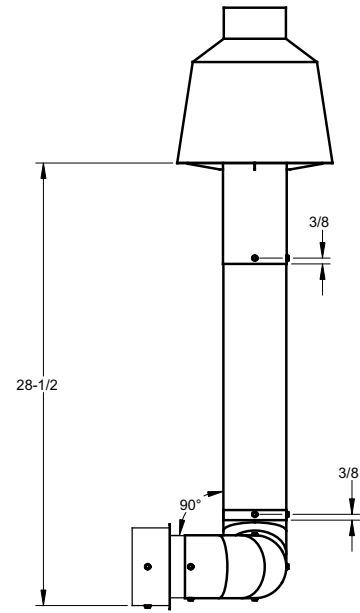
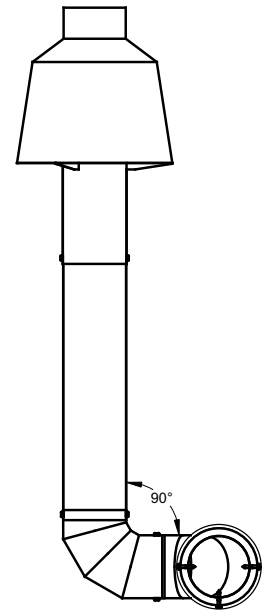
PART NAME:		CHIMNEY ASSEMBLY, SINGLE, 4 IN, S/S	
WHERE USED:		INF-GC	
MATERIAL:		SEE BOM	
FINISH:		-	
DRAWN BY:	JUAN M.	PART NO:	99-14165
APPROVED BY:		DRAWING NO:	99-14165
		REV:	04
SCALE: 7:32		PAPER SIZE: B	
SHEET: 1 OF 1		 HARDT Responsive, Reliable Solutions	

- NOTES:**
1. REMOVE ALL BURRS, SHARP EDGES AND CORNERS
 2. FOR ASSEMBLY PROCESS - USING A JIG IS RECOMMENDED

THINK SAFETY - REMOVE ALL BURRS, SHARP EDGES AND CORNERS

PROJ MODEL: 99-14260/ASSEM / FILE NAME: 99-14260

REV	DESCRIPTION	BY	DATE
0	ORIGINAL RELEASE	ZL	22-JUN-11



ITEM	QTY	PART	DRAWING	DESCRIPTION
4	6	8545		SELF DRILLING SCREW, 8-18 x 1/2" S/S
3	1	5965		DRAFT DIVERTER S/S 4"
2	1	4793		CHIMNEY 18" x Ø4", S/S
1	1		99-14262	2 ELBOWS, 4 IN., S/S

THIRD ANGLE PROJECTION		CATEGORY:	-	WEIGHT (LB):	9.04	PARENT ASSY:	-
ALL DIMENSIONS ARE IN INCHES		MATERIAL:	SEE BOM			FINISH:	-
UNLESS SPECIFIED OTHERWISE TOLERANCES ARE:		CUT SIZE:				BEND ALL:	-
FRACTIONS: ±1/32		PART NAME:	LOWER HALF, CHIMNEY ASS'Y, S/S				
ANGLE: ±1°		DRAWN BY:	ZHANBO LI	PART NO.:	-	DRAWING NO.:	99-14260
BLANK: .X: ±0.1		APPROVED BY:					
.XX: ±0.01		DATE:	22-JUN-11	SCALE:	1:8	PAPER SIZE:	B
.XXX: ±0.005						SHEET:	1 OF 1
HARDT EQUIPMENT MANUFACTURING INC. 1756 50 AVE. LACHINE, QUEBEC, CANADA H8T 2V5 TEL: (514) 631-7271 FAX: (514) 631-7172							

FEATURE MARKED ARE CRITICAL TO QUALITY

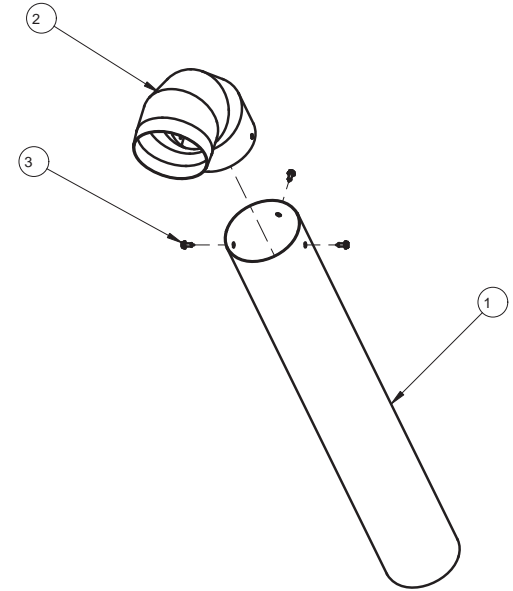

F FIT AND FUNCTION

A APPEARANCE

THINK SAFETY - REMOVE ALL BURRS, SHARP EDGES AND CORNERS

PROJ MODEL:99-14261-ASSEM / FILE NAME: 99-14261

REV	DESCRIPTION	CCR	BY	DATE
0	ORIGINAL RELEASE		ZL	22-JUN-11
01	REPLACE PN 4929.SS BY 4993	#2246	MN	2015-05-29



ITEM	QTY	PART	DRAWING	DESCRIPTION
3	3	8545		SELF DRILLING SCREW, 8-18 x 1/2" S/S
2	1	4798	-	CHIMNEY ELBOW 90°, Ø4" S/S
1	1	4993	-	CHIMNEY 27" x Ø4", S/S 304

01

THIRD ANGLE PROJECTION		CATEGORY:	WEIGHT (LB):	PARENT ASSY:
		-	5.21	-
ALL DIMENSIONS ARE IN INCHES UNLESS SPECIFIED OTHERWISE. TOLERANCES ARE:		MATERIAL: SEE BOM		FINISH: -
FRACTIONS: ±1/32		CUT SIZE:		BEND ALL: -
ANGLE: ±1°		PART NAME: UPPER HALF, CHIMNEY ASS'Y, S/S		
BLANK: .X: ±0.1		DRAWN BY: ZHANBO LI		PART NO: -
.XX: ±0.01		APPROVED BY:		DRAWING NO: 99-14261
.XXX: ±0.005		DATE: 22-JUN-11		SHEET: 1 OF 1
		SCALE: 5:32		PAPER SIZE: B
		HARDT EQUIPMENT MANUFACTURING INC.		
		1756 50 AVE. LACHINE, QUEBEC, CANADA H8T 2V5 TEL: (514) 631-7271 FAX: (514) 631-7172		

FEATURE MARKED ARE CRITICAL TO QUALITY

F FIT AND FUNCTION

A APPEARANCE