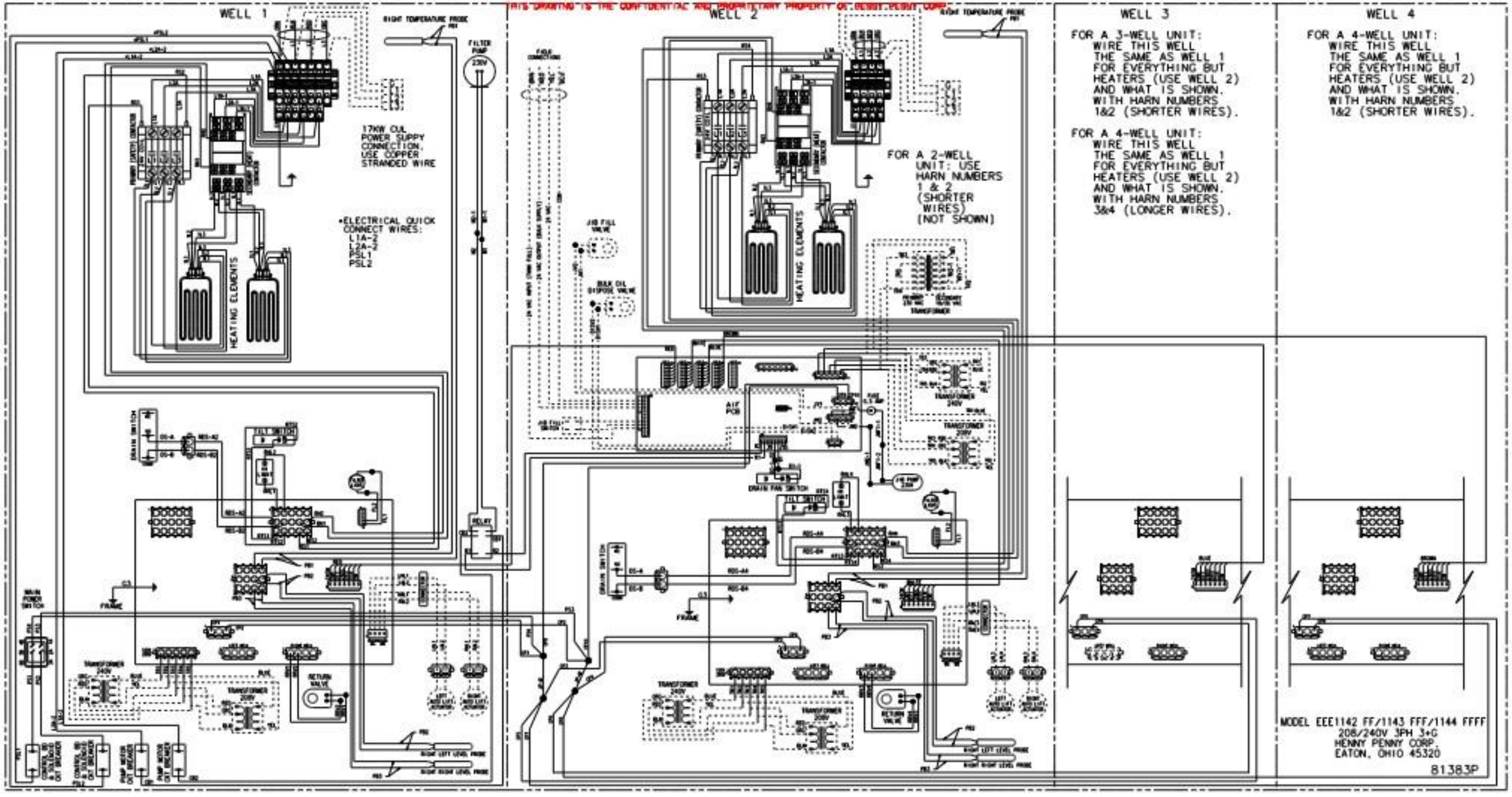
WELL 1
WELL 2
WELL 3
WELL 4
FOR A 3-WELL UNIT:
WIRE THIS WELL
THE SAME AS WELL 1
FOR EVERYTHING BUT
HEATERS (USE WELL 2)
AND WHAT IS SHOWN.
WITH HARN NUMBERS
1&2 (SHORTER WIRES).
FOR A 4-WELL UNIT:
WIRE THIS WELL
THE SAME AS WELL 1
FOR EVERYTHING BUT
HEATERS (USE WELL 2)
AND WHAT IS SHOWN.
WITH HARN NUMBERS
3&4 (LONGER WIRES).
FOR A 4-WELL UNIT:
WIRE THIS WELL
THE SAME AS WELL 1
FOR EVERYTHING BUT
HEATERS (USE WELL 2)
AND WHAT IS SHOWN.
WITH HARN NUMBERS
1&2 (SHORTER WIRES).
17KW OIL
POWER SUPPY
CONNECTION.
USE COPPER
STRANDED WIRE
•ELECTRICAL QUICK
CONNECT WIRES:
L1A-2
L2A-2
PSL1
PSL2
FOR A 2-WELL
UNIT: USE
HARN NUMBERS
1 & 2
(SHORTER
WIRES)
(NOT SHOWN)
HEATING ELEMENTS
HEATING ELEMENTS
RIGHT TEMPERATURE PROBE
RIGHT TEMPERATURE PROBE
FILTER PUMP
230V
JIB FILL VALVE
BULK OIL DISPOSE VALVE
TRANSFORMER
TRANSFORMER 240V
TRANSFORMER 208V
DRAIN FAN SWITCH
TILT SWITCH
DRAIN SWITCH
RELAY
RETURN VALVE
FRAME
MAIN POWER SWITCH
RIGHT LEFT LEVEL PROBE
RIGHT RIGHT LEVEL PROBE
MODEL EEE1142 FF/1143 FFF/1144 FFFF
208/240V 3PH 3+G
HENNY PENNY CORP.
EATON, OHIO 45320
81383P

THIS DRAWING IS THE CONFIDENTIAL AND PROPRIETARY PROPERTY OF HENNY PENNY CORP.

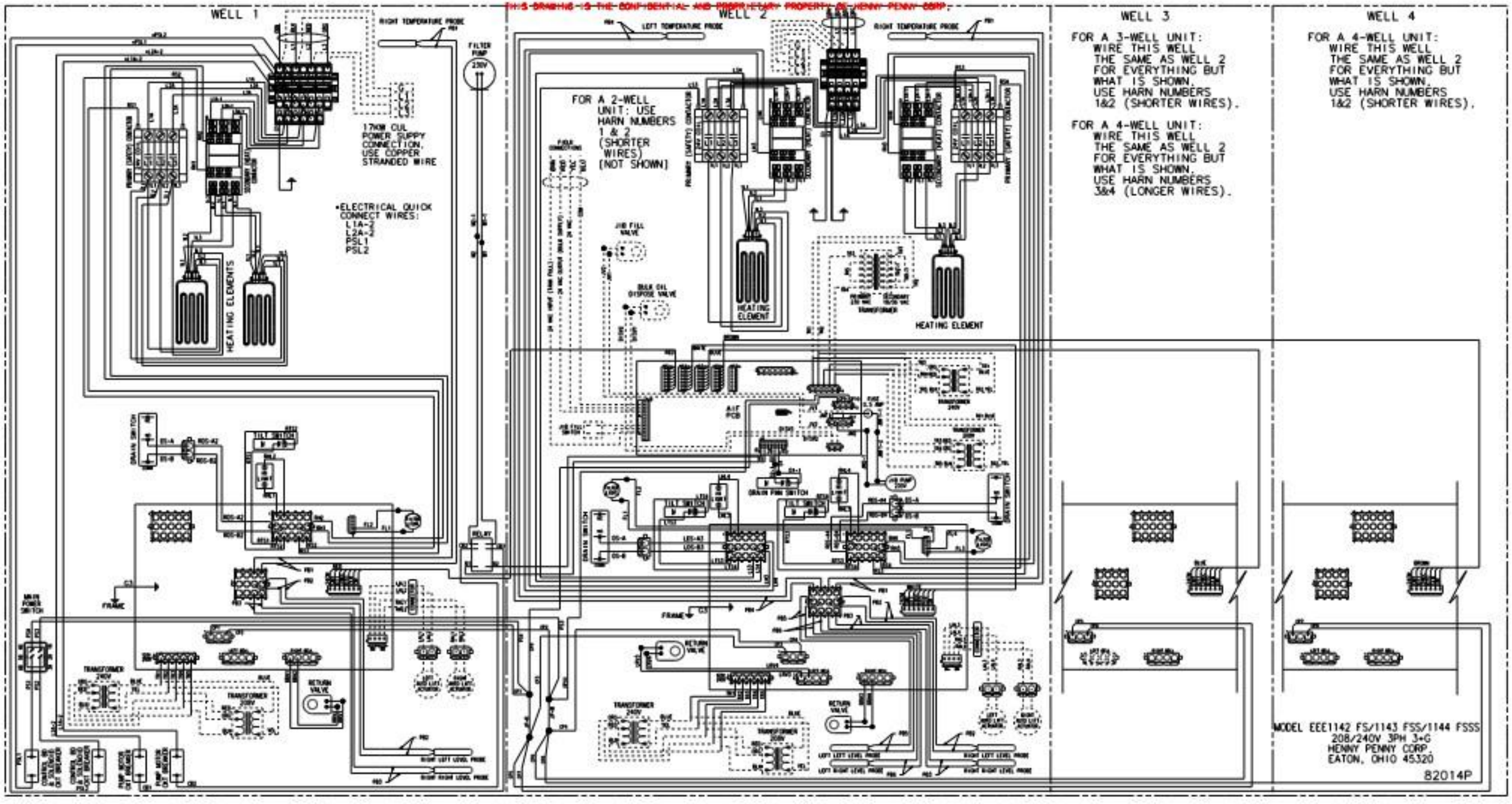
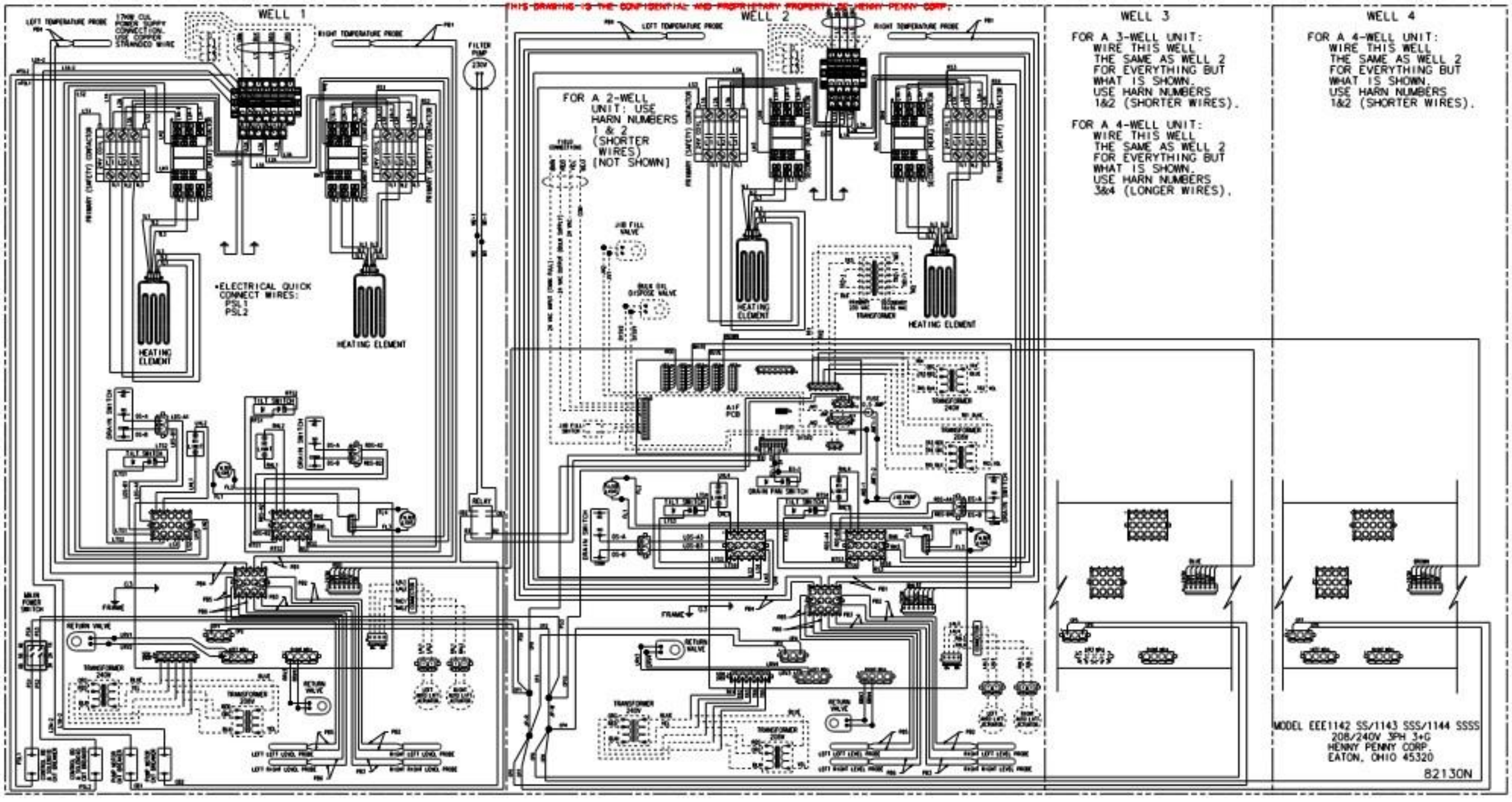
THIS DRAWING IS THE CONFIDENTIAL AND PROPRIETARY PROPERTY OF HENNY PENNY CORP.