

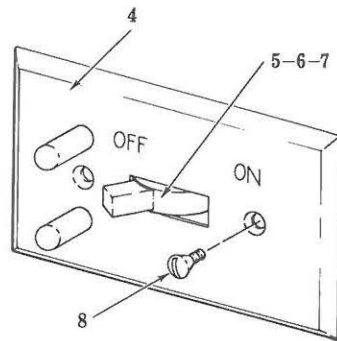
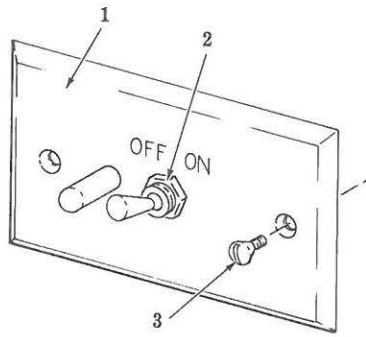


# CATALOG OF REPLACEMENT PARTS

## MODEL 4812 POWER DRIVE

(INCLUDES MOTOR PARTS)

ML-38441 (REAR MOUNTED SWITCH)

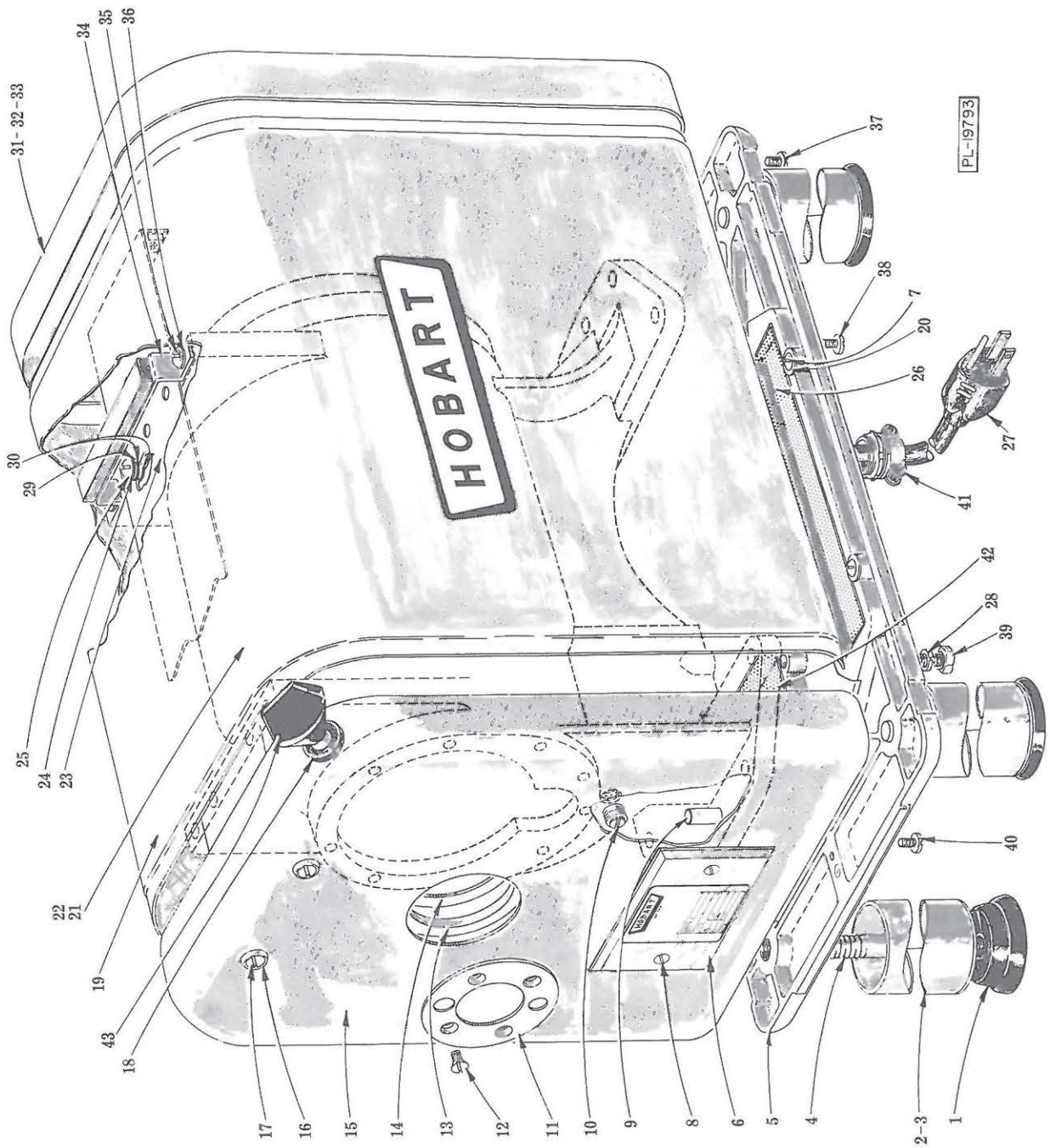


PL-19792-1

### SWITCHES

## SWITCHES

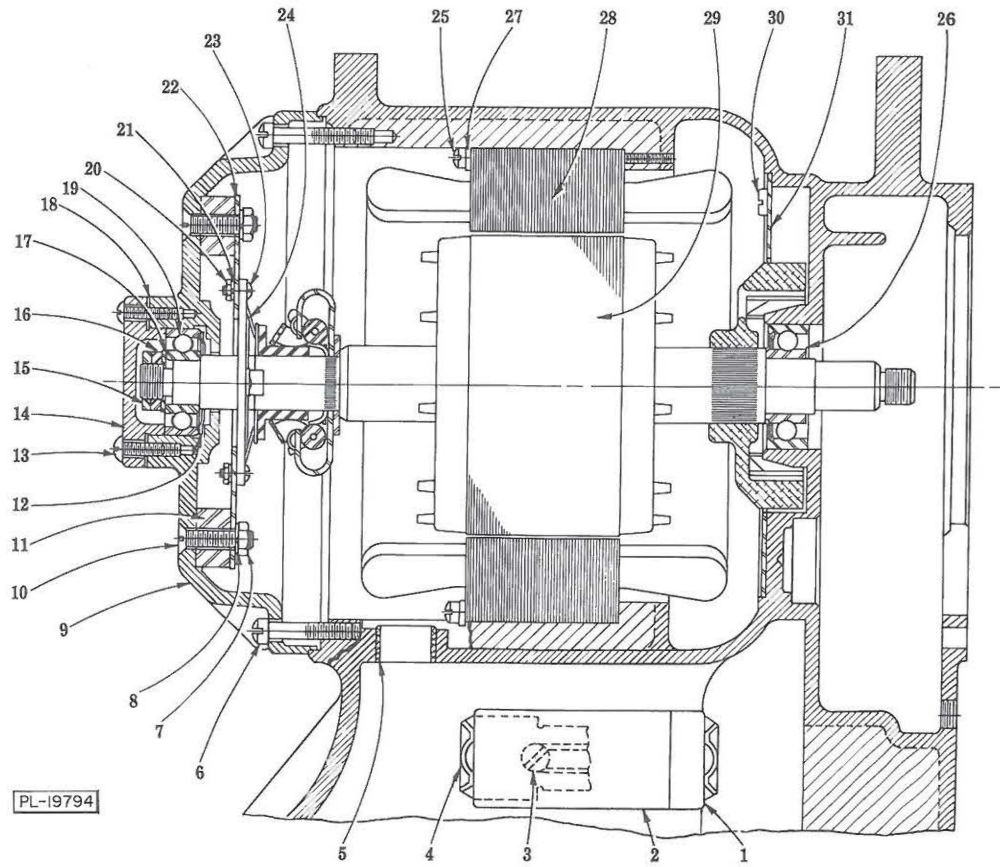
ILLUS. PL-19792-1	PART NO.	NAME OF PART <sup>11</sup>	AMT.
1	291961	Switch Plate & Guard Assy. (W/O Overload) .....	1
2	87711-184-1	Switch (1 Ph., W/O Overload) .....	1
3	SC-30-6	Mach. Screw 6-32 x 3/8 Oval Hd .....	2
4	124564-2	Switch Plate & Guard Assy. (W/Overload) .....	1
5	290381-1	Switch & Heater Assy. (Incls. items 6 & 7) .....	1
6	---	Heater Element - Switch (Give Elec. Spec., Mach. Model & Motor Type) .....	1
7	74835	Screw - Switch Mounting .....	2
8	SC-30-6	Mach. Screw 6-32 x 3/8 Oval Hd .....	2
	291962	Switch & Plate Assy. (W/O Overload) (Incls. items 1 & 2) .....	1
	291963-6	Switch & Plate Assy. (W/Overload) (Incls. items 4, 5, 7 & 8) .....	1



MOTOR AND HOUSING UNIT

## MOTOR AND HOUSING UNIT

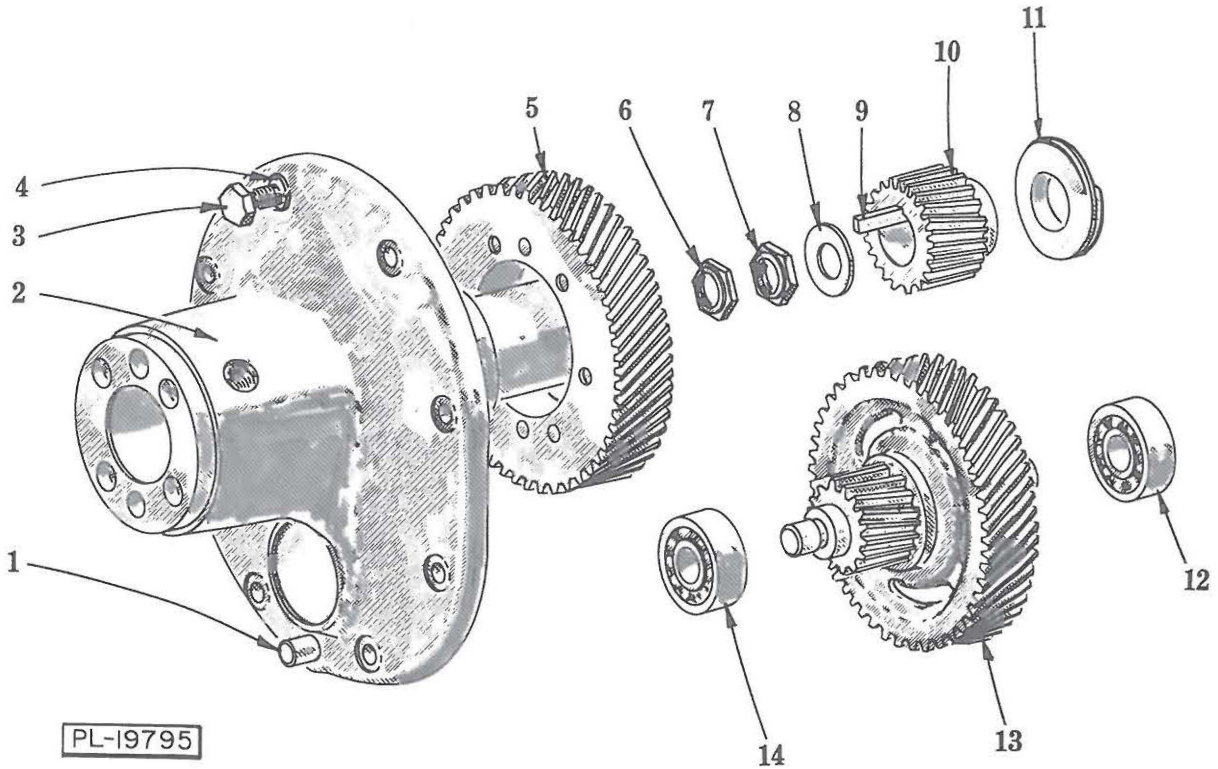
ILLUS. PL-19793	PART NO.	NAME OF PART <sup>11</sup>	AMT.
1	83681	Foot - Rubber	4
2	290060-2	Leg	4
3	64814	Cap - Leg End	4
4	290061-2	Stud - Leg (Special)	4
5	102214-1	Base Assy. (Incs. items 7, 20, 26 & 42)	1
6	117867-2	Plate - Mach. Data (Give Serial No. & Elec. Spec.)	1
7	SC-8-9	Mach. Screw 10-24 x $\frac{3}{8}$ Rd. Hd	4
8	SC-30-6	Mach. Screw 6-32 x $\frac{3}{8}$ Oval Hd	2
9	11800-141	Dowel	2
10	118827	Plug - Inspection	1
11	65152	Washer - Trim (Attach. Hub)	1
12	SC-22-17	Mach. Screw 10-24 x $\frac{3}{8}$ Flat Hd	4
13	65140	Gasket - Attach. Hub	1
14	65142	Washer - Retaining	1
15	64965-5	Panel - Front Housing	1
16	WC-4-10	Csk. Washer 10	2
17	SC-15-36	Mach. Screw 10-24 x $\frac{5}{8}$ Oval Hd	2
18	64824	Grommet (Thumb Screw)	1
19	290481-13	Housing Assy	1
20	WS-2-21	Washer	4
21	ML-16327	Motor (Give Elec. Spec.)	1
22	65058	Case - Motor Frame & Gear	1
23	65148-1	Bracket - Front & Rear Locating	1
24	WL-3-37	Lock Washer $\frac{1}{4}$ Medium	4
25	SC-8-81	Mach. Screw $\frac{1}{4}$ -20 x $\frac{1}{2}$ Rd. Hd	4
26	65119	Screen - Air Inlet	1
27	117542-7	Cord & Plug Assy. (Under 150 V., 3 Conductor)	1
28	WL-3-47	Lock Washer $\frac{5}{16}$ Medium	10
29	WS-3-20	Washer (STL)	4
30	66185	Washer (Rubber)	8
31	64805-5	Panel - Rear Housing	1
32	SC-15-36	Mach. Screw 10-24 x $\frac{5}{8}$ Oval Hd	2
33	WC-4-10	Csk. Washer 10	2
34	65116	Center Panel Brkt. & Compression Strip Assy	2
35	SC-8-81	Mach. Screw $\frac{1}{4}$ -20 x $\frac{1}{2}$ Rd. Hd	4
36	WL-3-37	Lock Washer $\frac{1}{4}$ Medium	4
37	SC-25-7	Mach. Screw 10-24 x $\frac{5}{16}$ Bind. Hd	4
38	SC-25-7	Mach. Screw 10-24 x $\frac{5}{16}$ Bind. Hd	8
39	SC-36-40	Cap Screw $\frac{5}{16}$ -18 x $1\frac{1}{4}$ Hex Hd	10
40	SC-25-7	Mach. Screw 10-24 x $\frac{5}{16}$ Bind. Hd	4
41	FE-2-45	Connector - Cord	1
42	65141	Screen - Air Outlet	1
43	108197-4	Thumb Screw Assy	1



MOTOR PARTS (1 PH.)

## MOTOR PARTS (1 PH.)

ILLUS. PL-19794	PART NO.	NAME OF PART <sup>11</sup>	AMT.
1	70486-1	End Cap - Capacitor	1
2	70487-3	Capacitor	1
3	SC-14-57	Mach. Screw 10-24 x 1/2 Flat Hd	2
4	66621-1	Bracket - Capacitor	1
5	6651	Bushing - Insulating	1
6	SC-11-82	Mach. Screw 1/4-20 x 1 1/4 Fil. Hd	4
7	NS-13-2	Full Nut 1/4-20 Hex Fin	2
8	WL-3-38	Lock Washer 1/4 Medium	2
9	89073-2	Bracket - Bearing	1
10	SC-16-24	Mach. Screw 1/4-20 x 1 1/4 Oval Hd	2
11	72818-1	Post - Switch Retaining Plate	2
12	SL-2-4	Loading Spring - N.D. #S-17	1
13	SC-9-25	Mach. Screw 10-24 x 5/8 Rd. Hd	4
14	65219	Cap - Bearing	1
15	4478	Lock Nut - Motor Shaft	1
16	10928-2	Nut - Motor Shaft	1
17	WS-8-4	Washer	1
18	14030	Gasket - Bearing Cap	1
19	BB-17-12	Ball Bearing - N.D. #7503MR1225RV	1
20	NS-9-7	Mach. Nut 6-32 Hex	2
21	WL-3-9	Lock Washer 6 Medium	2
22	74738	Switch Plate & Weld Nut Assy	1
23	SC-9-79	Mach. Screw 6-32 x 5/16 Rd. Hd	2
24	66085	Switch - Starting (Stationary Part)	1
25	SC-12-52	Mach. Screw 10-24 x 2 3/4 Fil. Hd	8
26	BB-18-43	Ball Bearing - N.D. #Z9504XR1225RV	1
27	WS-2-15	Washer	8
28	65477-67-1	Stator Assy. (115 V., 60 Hz.)	1
29	22275-265	Rotor Assy. (60 Hz.)	1
30	SC-18-11	Mach. Screw 10-24 x 3/8 Pan Hd	3
31	65120	Shroud - Fan	1



**ATTACHMENT HUB AND TRANSMISSION UNIT**

ILLUS. PL-19795	PART NO.	NAME OF PART <sup>11</sup>	AMT.
1	11800-157	Dowel	1
2	102328	Attachment Hub & Bushing Assy	1
3	SC-37-75	Cap Screw 5/16-18 x 3/4 Hex Hd	8
4	WL-3-47	Lock Washer 5/16 Medium	8
5	15391	Square Drive Flange & Gear Assy. (53T)	1
6	4478	Nut - Motor Shaft Lock	1
7	10928-2	Nut - Motor Shaft	1
8	WS-8-4	Washer	1
9	109070-4	Key	1
10	292495	Pinion - Motor (36T)	1
11	14029	Deflector - Grease	1
12	BB-5-50	Ball Bearing - Fafnir #201KFS545	1
13	292494	Main Drive Gear (40T) & Counter-Shaft Pinion (15T) Assy	1
14	BB-5-50	Ball Bearing - Fafnir #201KFS545	1