



CATALOG OF REPLACEMENT PARTS



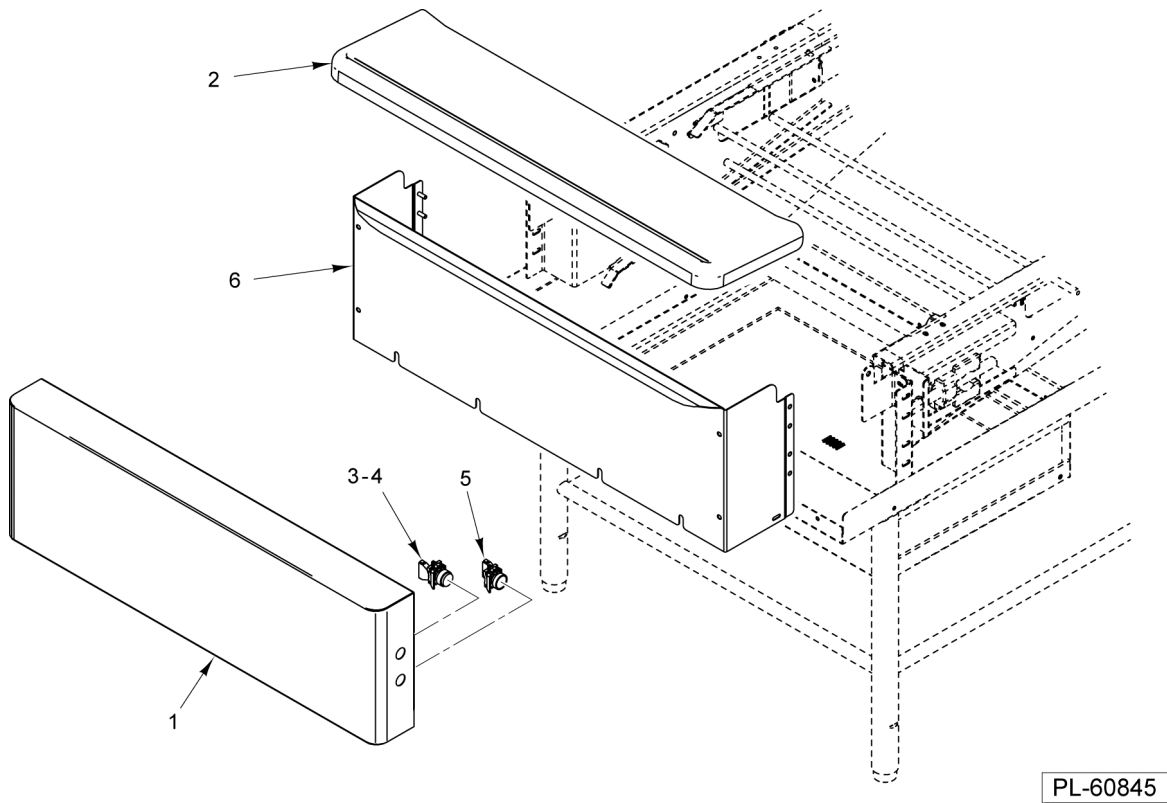
FT1000i INDUSTRIAL WASHER / AIRLINE CATERING

Table of Contents

7	START AND STOP CONTROLS (LOAD)
9	PANELS (LOAD)
11	TRACKS (LOAD)
13	DRAIN (LOAD)
15	DRAIN TEMPERING VALVE KIT
17	COIL HOUSING (LOAD) (BEFORE S/N 271196063)
19	COIL HOUSING (LOAD) (STARTING S/N 271196063)
21	DOOR ASSEMBLY (PREWASH, WASH, & POWER RINSE)
23	PANELS AND TRACKS (PREWASH, WASH, & POWER RINSE)
25	FLOWBACK, MAKEUP PANS, & SCREENS (PREWASH, WASH, & POWER RINSE)
27	CURTAINS (PREWASH, WASH, & POWER RINSE)
29	AIR GAP ASSEMBLY (PREWASH, WASH, & POWER RINSE)
31	WASH ARMS AND MANIFOLD (PREWASH & WASH)
33	WASH ARM AND MANIFOLD (POWER RINSE)
35	WASH PUMP ASSEMBLY (PREWASH, WASH, & POWER RINSE)
37	TANK DRAIN ASSEMBLY (PREWASH, WASH, & POWER RINSE)
39	FLOAT ASSEMBLY (PREWASH, WASH, & POWER RINSE)
41	ELECTRIC TANK HEAT (WASH & POWER RINSE)
43	STEAM TANK HEAT (3/4 IN. INLET) (WASH & POWER RINSE)
45	STEAM TANK HEAT (1 IN. INLET) (WASH & POWER RINSE)
47	DOOR ASSEMBLY (DUAL RINSE)
49	PANELS AND TRACKS (DUAL RINSE)
51	WATER RECOVERY AND CONTAINMENT (DUAL RINSE)
53	RINSE ARMS AND MANIFOLDS (DUAL RINSE)
55	TANK DRAIN ASSEMBLY (DUAL RINSE)
57	PUMP ASSEMBLY (DUAL RINSE)
59	THERMISTOR BOX (STEAM ONLY) (DUAL RINSE)
61	ELECTRIC TANK HEAT (DUAL RINSE)
63	STEAM TANK HEAT (DUAL RINSE)
65	ENERGY RECOVERY (DUAL RINSE) (BEFORE S/N 271196063)
67	ENERGY RECOVERY (DUAL RINSE) (STARTING S/N 271196063)
69	CONTROL BOX ASSEMBLY
71	MAIN BASE PLATE ASSEMBLY (ELECTRIC HEAT)
73	MAIN BASE PLATE ASSEMBLY (STEAM HEAT)
75	MAIN BASE PLATE (RELAYS)
77	MAIN BASE PLATE ASSEMBLY (SIMBA)
79	CIRCUIT BREAKER BASE PLATE ASSEMBLY (UNDER 600 V.)
81	CIRCUIT BREAKER BASE PLATE ASSEMBLY (600 V.)
83	TERMINAL BLOCKS BASE PLATE ASSEMBLY
85	TRANSFORMER BASE PLATE ASSEMBLY
87	STEAM BOOSTER

- 89 ELECTRIC BOOSTER
- 91 ELECTRIC BOOSTER CONTROL BOX
- 93 PUMPED FINAL RINSE MOTOR ASSEMBLY
- 95 FILL AND FINAL RINSE PLUMBING CONNECTIONS (CONTROLS SECTION)
- 97 DRAIN (CONTROLS SECTION)
- 99 PANELS AND TRACKS (CONTROLS SECTION)
- 101 OPTIONAL SECOND BLOWER DRYER CONTROL BOX
- 103 DOOR ASSEMBLY (BLOWER DRYER)
- 105 PANELS AND TRACKS (BLOWER DRYER)
- 107 STEAM HEATER (BLOWER DRYER)
- 109 ELECTRIC HEATER (BLOWER DRYER)
- 111 DRAIN (BLOWER DRYER)
- 113 BLOWER DRYER
- 115 CONVEYOR (TYPE A, AIRLINE)
- 117 CONVEYOR (FLAT)
- 119 DISH LIMIT
- 121 CONVEYOR TAKE-UP
- 123 DRAIN (UNLOAD)
- 125 TRACKS (UNLOAD)
- 127 PANELS (UNLOAD)
- 129 START AND STOP CONTROLS (UNLOAD)

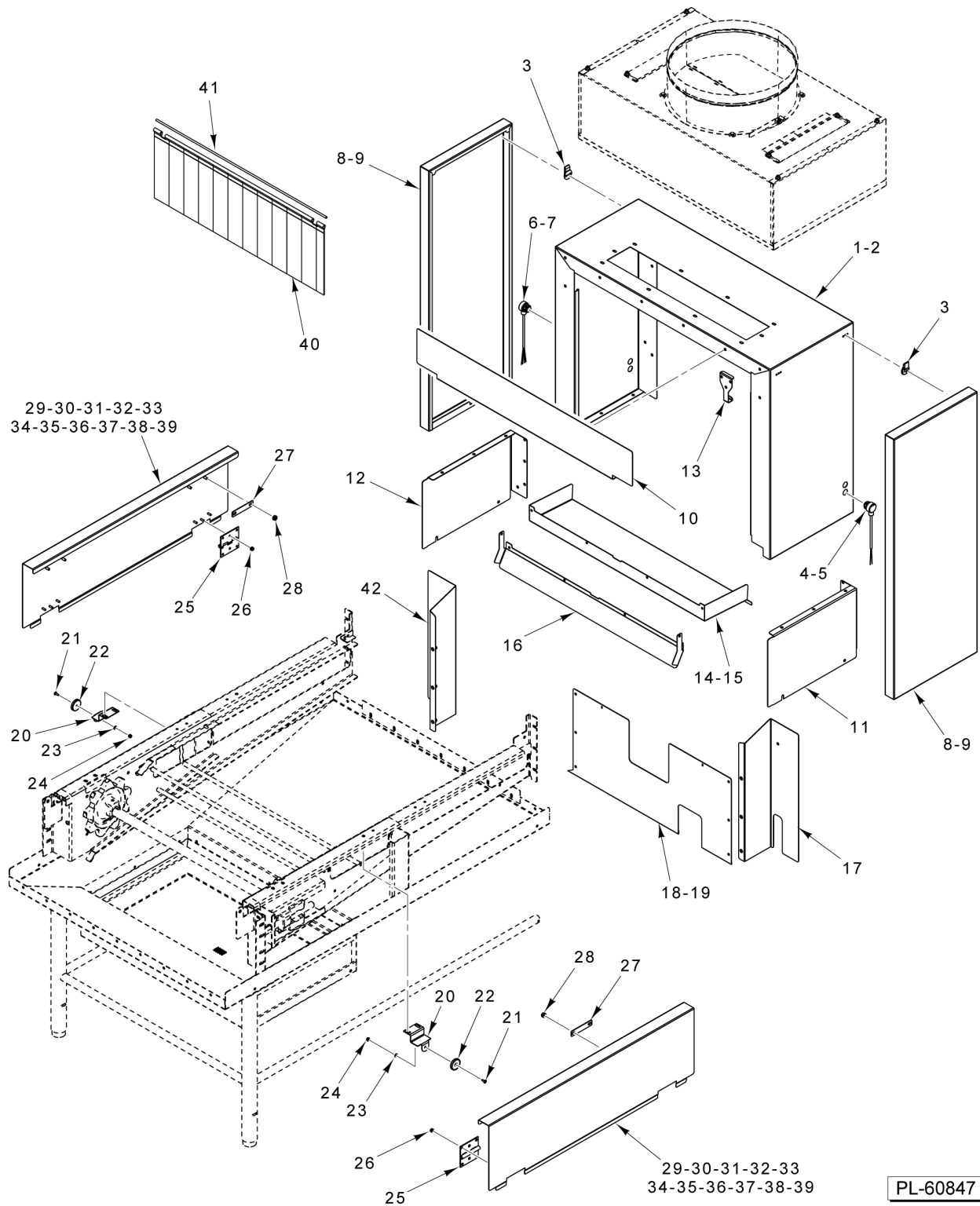
NOTES



START AND STOP CONTROLS (LOAD)

START AND STOP CONTROLS (LOAD)

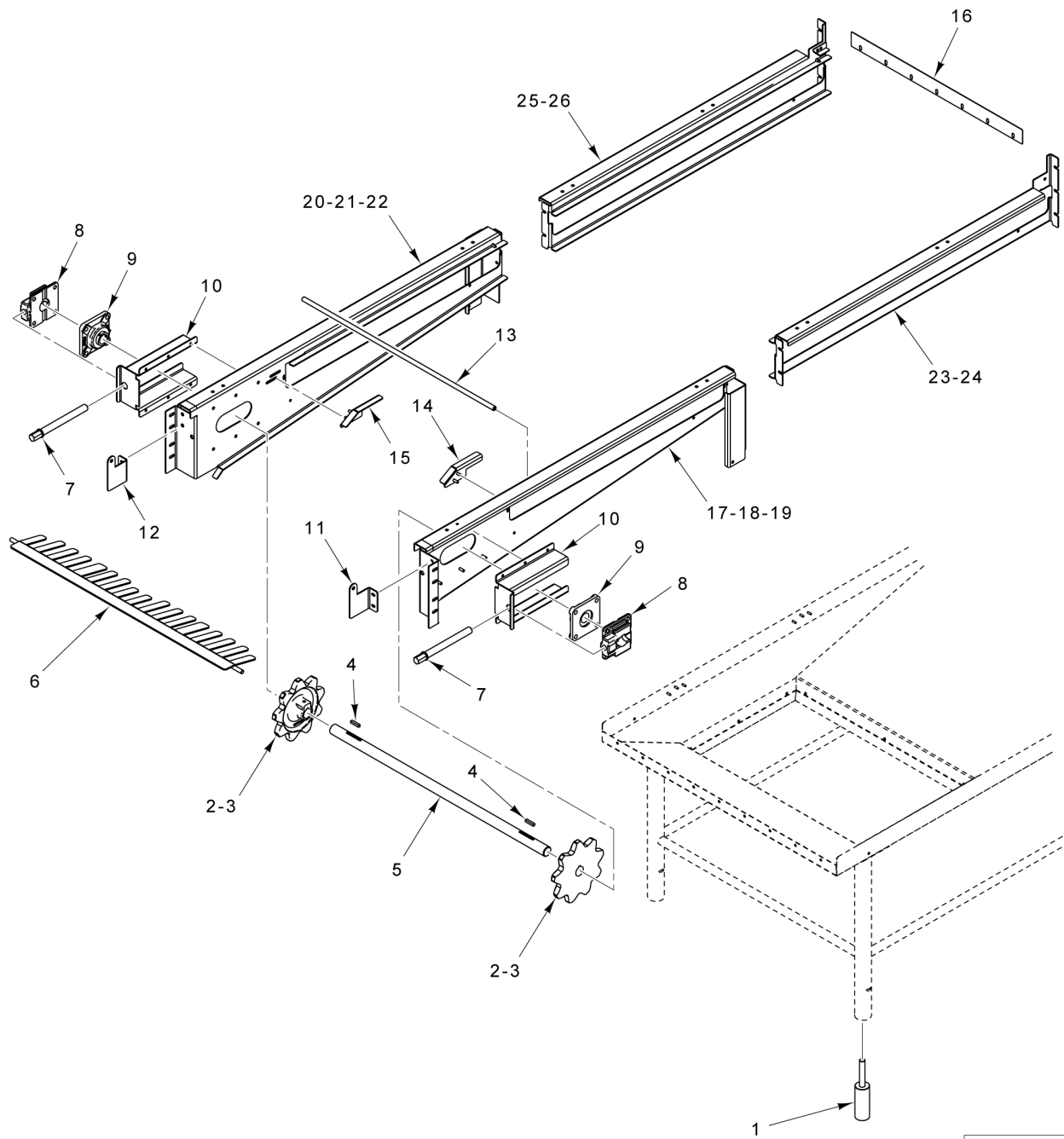
ILLUS.	PART NO.	NAME OF PART	AMT.
PL-60845			
1	00-950196	Panel - Start/Stop (Load).....	1
2	00-948507	Platform Assy. (Load).....	1
3	00-749992	Button - Push (Extended).....	2
4	00-749986-00003	Block - Contact (Stop).....	2
5	00-913102-00216	Kit - Push-button & Base (Green).....	2
6	00-948505	Support - Platform.....	1



PANELS (LOAD)

PANELS (LOAD)

ILLUS.	PART NO.	NAME OF PART	AMT.
PL-60847			
1	00-949345-00001	Chamber Weldment (Standard Height).....	1
2	00-949345-00002	Chamber Weldment (6 In. Higher Than Standard).....	1
3	00-948092	Retainer - Panel.....	6
4	00-749513-00004	Receiver (15 Ft. Cable) (30 In. Load).....	1
5	00-749513-00004	Receiver (15 Ft. Cable) (42 In. & 54 In. Load).....	1
6	00-749513-00003	Emitter (15 Ft. Cable) (30 In. Load).....	1
7	00-749513-00003	Emitter (15 Ft. Cable) (42 In. & 54 In. Load).....	1
8	00-948006-00017	Panel - Trim (Standard Height).....	2
9	00-948006-00019	Panel - Trim (6 In. Higher Than Standard).....	2
10	00-948214-00003	Plate - End (Load Chamber) (Logo).....	1
11	00-949273-00001	Support - Chamber.....	1
12	00-949273-00002	Support - Chamber.....	1
13	00-948216-00001	Hanger - Curtain.....	2
14	00-947999-00002	Pan - Deflector (7.25 In.).....	1
15	00-947999-00005	Pan - Deflector (9.85 In.).....	1
16	00-947998-00002	Plate - Deflector.....	1
17	00-950122-00001	Panel - Lower.....	1
18	00-950121-00002	Panel - Lower (Center) (R-L).....	1
19	00-950121-00001	Panel - Lower (Center) (L-R).....	1
20	00-949535-00002	Magnet Assy. (Incls. Items 21 thru 24).....	AR
21	SD-012-20	Self-Tapping Screw 8-32 x 1/2 Phil. Truss Hd., Type T.....	1
22	00-950215	Magnet (Cup Style).....	1
23	WS-023-03	Washer (SST).....	1
24	NS-031-15	Stop Nut 10-24 Hex (SST).....	1
25	00-949961	Hinge.....	2
26	NS-031-15	Stop Nut 10-24 Hex (SST).....	6
27	00-949807-00001	Strip - Magnet.....	2
28	NS-031-21	Stop Nut 1/4-20 Hex (SST).....	4
29	00-949583-00001	Panel Assy. (17 In.) (Front, L-R; Rear, R-L) (Incls. Items 25 thru 28).....	AR
30	00-949583-00002	Panel Assy. (25 In.) (Front, L-R; Rear, R-L) (Incls. Items 25 thru 28).....	AR
31	00-949583-00003	Panel Assy. (25 In.) (Front, R-L; Rear, L-R) (Incls. Items 25 thru 28).....	AR
32	00-949583-00004	Panel Assy. (37 In.) (Front, L-R; Rear, R-L) (Incls. Items 25 thru 28).....	AR
33	00-949583-00005	Panel Assy. (37 In.) (Front, R-L; Rear, L-R) (Incls. Items 25 thru 28).....	AR
34	00-949583-00006	Panel Assy. (29 In.) (Front, L-R; Rear, R-L) (Incls. Items 25 thru 28).....	AR
35	00-949583-00007	Panel Assy. (49 In.) (Front, L-R; Rear, R-L) (Incls. Items 25 thru 28).....	AR
36	00-949583-00008	Panel Assy. (49 In.) (Front, R-L; Rear, L-R) (Incls. Items 25 thru 28).....	AR
37	00-949583-00013	Panel Assy. (22 In.) (Front, L-R; Rear, R-L) (Incls. Items 25 thru 28).....	AR
38	00-949583-00014	Panel Assy. (35 In.) (Front, L-R; Rear, R-L) (Incls. Items 25 thru 28).....	AR
39	00-949583-00015	Panel Assy. (24 In.) (Front, L-R; Rear, R-L) (Incls. Items 25 thru 28).....	AR
40	00-948730	Curtain.....	1
41	00-120267-00004	Rod - Curtain (35-1/4 In.).....	1
42	00-950122-00002	Panel - Lower.....	1

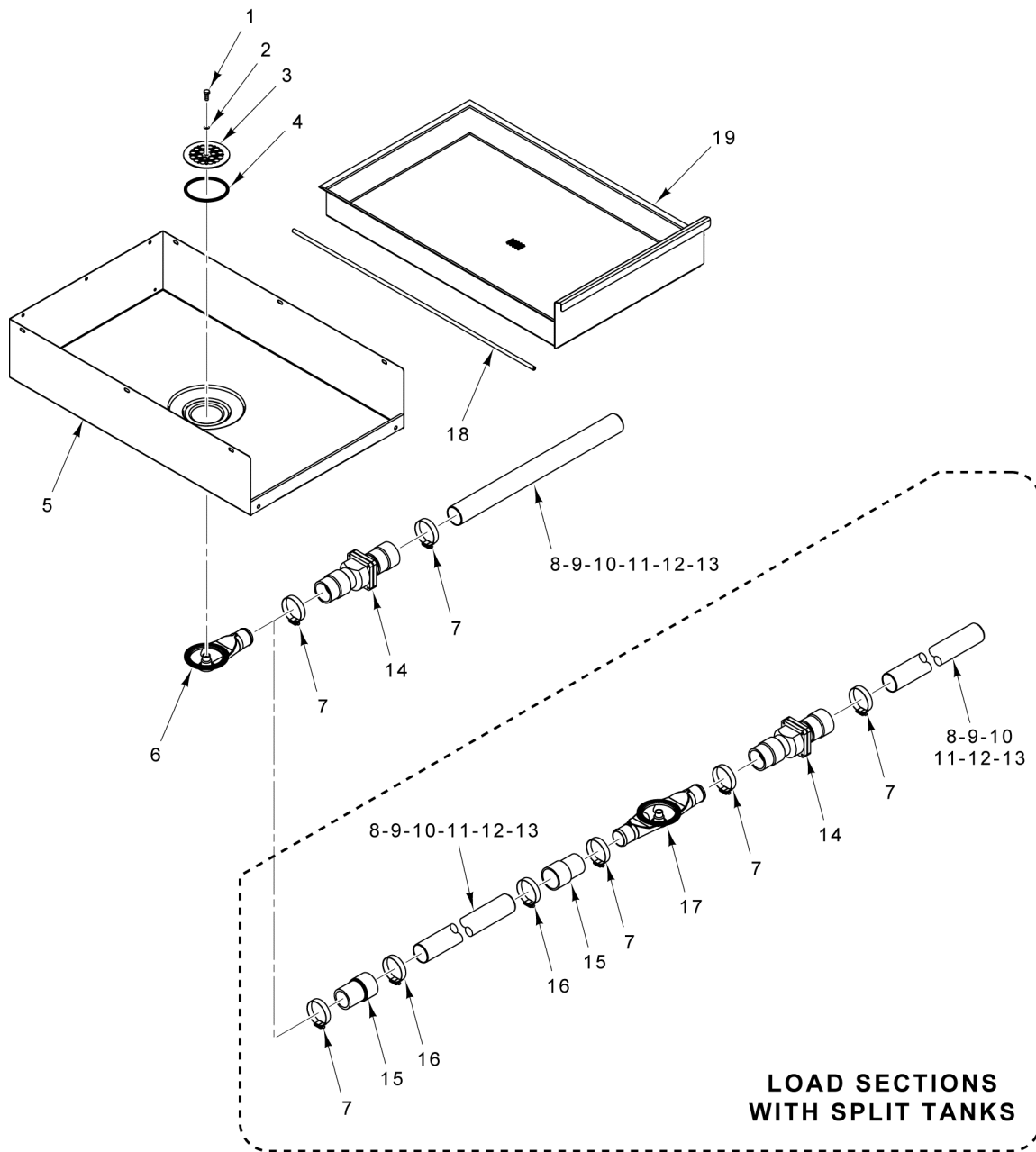


PL-60848

TRACKS (LOAD)

TRACKS (LOAD)

ILLUS.	PART NO.	NAME OF PART	AMT.
PL-60848			
1	00-948374	Foot Assy.....	AR
2	00-475502-00002	Sprocket - Conveyor (9 Tooth).....	2
3	SC-050-15	Set Screw 3/8-16 x 7/8.....	2
4	00-012430-00204	Key 1/4 x 1/4 x 1-3/4.....	2
5	00-949257-00001	Shaft - Conveyor.....	1
6	00-950509	Finger Weldment.....	1
7	00-475977	Weldment - Screw Adjustment.....	2
8	00-476006	Guide - Bearing Support.....	2
9	00-081656	Bearing - Flange.....	2
10	00-950068	Guide - Conveyor Adjustment.....	2
11	00-948388-00002	Bracket - Pivot (Platform) (Front, L-R; Rear, R-L).....	1
12	00-948388	Bracket - Pivot (Platform) (Front, R-L; Rear, L-R).....	1
13	00-948019-00011	Rod - Cross.....	3
14	00-949266-00001	Guide - Track (Front, L-R; Rear, R-L).....	1
15	00-949266-00002	Guide - Track (Front, R-L; Rear, L-R).....	1
16	00-948222-00002	Plate - Joint Backer.....	1
17	00-949259-00001	Track - Adjustment (6.5 Ft.) (Front, L-R; Rear, R-L).....	AR
18	00-949259-00002	Track - Adjustment (8.5 Ft.) (Front, L-R; Rear, R-L).....	AR
19	00-949259-00003	Track - Adjustment (5.5 Ft.) (Front, L-R; Rear, R-L).....	AR
20	00-949259-00004	Track - Adjustment (6.5 Ft.) (Front, R-L; Rear, L-R).....	AR
21	00-949259-00005	Track - Adjustment (8.5 Ft.) (Front, R-L; Rear, L-R).....	AR
22	00-949259-00006	Track - Adjustment (5.5 Ft.) (Front, R-L; Rear, L-R).....	AR
23	00-950234-00001	Track Weldment (3.5 Ft.) (Front, L-R; Rear, R-L).....	AR
24	00-950234-00002	Track Weldment (2.5 Ft.) (Front, L-R; Rear, R-L).....	AR
25	00-950234-00003	Track Weldment (3.5 Ft.) (Front, R-L; Rear, L-R).....	AR
26	00-950234-00004	Track Weldment (2.5 Ft.) (Front, R-L; Rear, L-R).....	AR

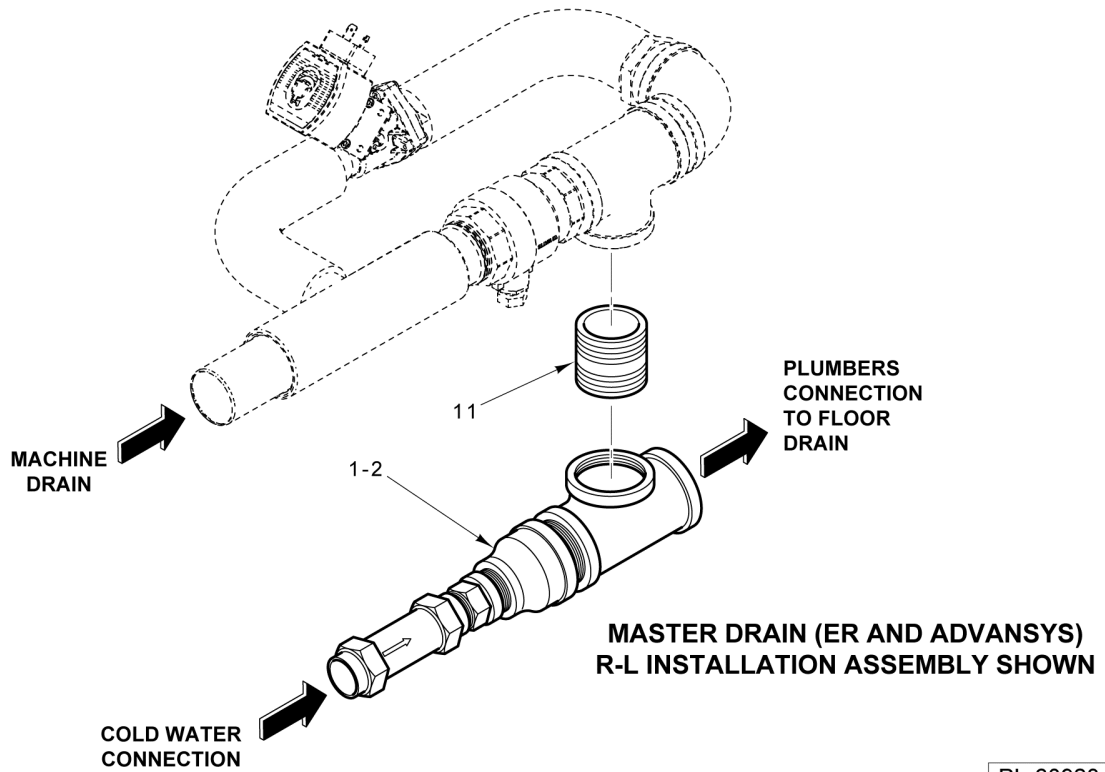
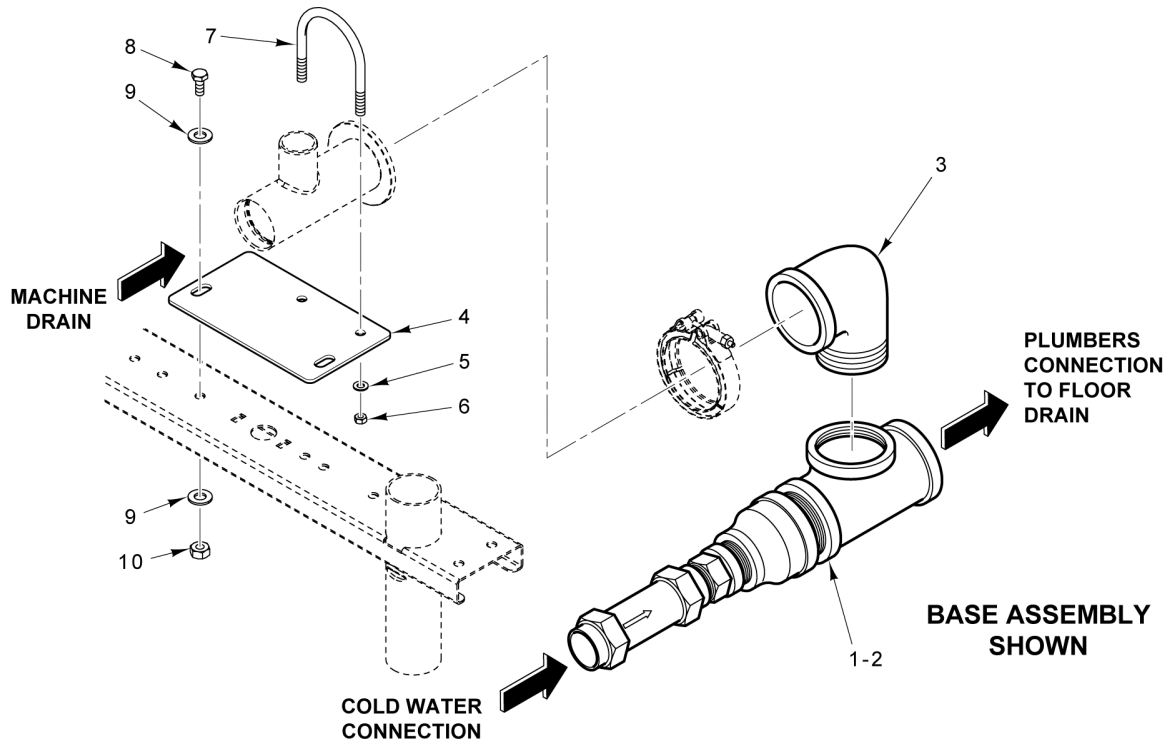


PL-60842

DRAIN (LOAD)

DRAIN (LOAD)

ILLUS.	PART NO.	NAME OF PART	AMT.
PL-60842			
1	SC-041-10	Cap Screw 5/16-18 x 5/8 Hex Hd. (SST).....	2
2	WL-006-17	Lockwasher 1/4 Helical (SST).....	2
3	00-947920	Plate - Strainer.....	2
4	00-749370	Gasket - Seal 0.093 x 3.00.....	2
5	00-947915-00007	Weldment - Sump Load.....	AR
6	00-948146	Drain Body.....	1
7	00-538412	Clamp - Hose.....	6
8	00-948761-00001	Pipe - Drain (31.375 In.).....	AR
9	00-948761-00005	Pipe - Drain (14.75 In.).....	AR
10	00-948761-00007	Pipe - Drain (4.0 In.).....	AR
11	00-948761-00008	Pipe - Drain (11.0 In.).....	AR
12	00-948761-00009	Pipe - Drain (26.50 In.).....	AR
13	00-948761-00013	Pipe - Drain (43.50 In.).....	AR
14	00-949936	Valve - Check.....	1
15	00-949668	Hose - Adapter 1-1/2 to 1-3/4.....	2
16	00-534651	Clamp - Hose #32.....	2
17	00-949332	Drain Body (Center).....	1
18	00-948118-00003	Rod - Support.....	2
19	00-947916-00003	Strainer Assy.....	1

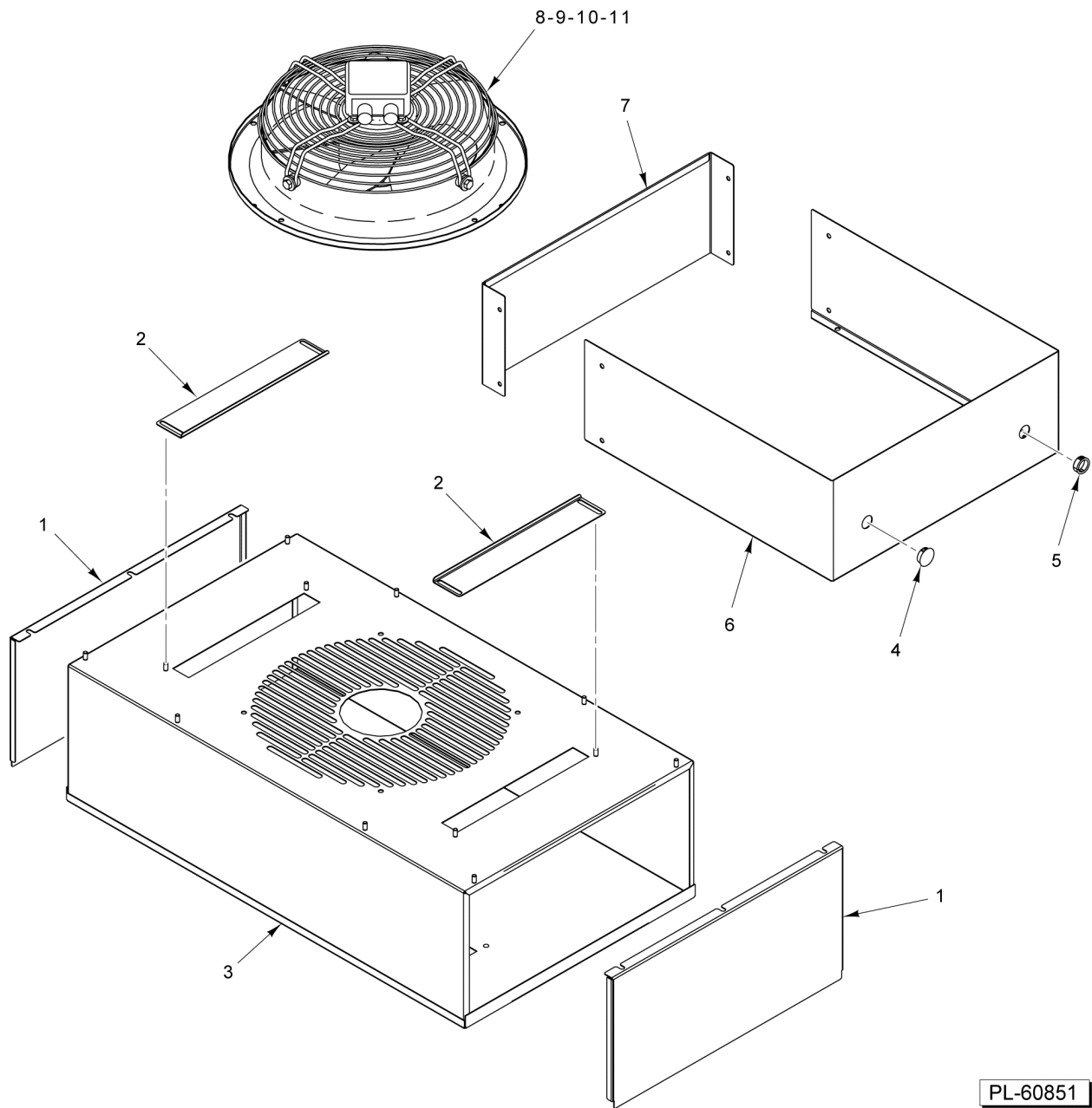


PL-60923

DRAIN TEMPERING VALVE KIT

DRAIN TEMPERING VALVE KIT

ILLUS.	PART NO.	NAME OF PART	AMT.
PL-60923			
1	00-950142	Kit - Drain Tempering Valve (Incls. Items 2 thru 11).....	1
2	00-950137	Valve Assy. (Drain Water Tempering).....	1
3	FP-015-36	Elbow - Pipe 2 x 90 Deg. Street.....	1
4	00-950143	Bracket - Drain Support.....	1
5	WS-005-32	Washer (SST).....	6
6	NS-036-19	Stop Nut 5/16-18 Hex (SST).....	2
7	00-949429	U-Bolt.....	1
8	SC-041-01	Cap Screw 1/4-20 x 3/4 Hex Hd. (SST).....	2
9	WS-017-16	Washer.....	4
10	NS-031-21	Stop Nut 1/4-20 Hex (SST).....	2
11	FP-043-06	Pipe - 2 x 2 Lg. TBE (Brass).....	1

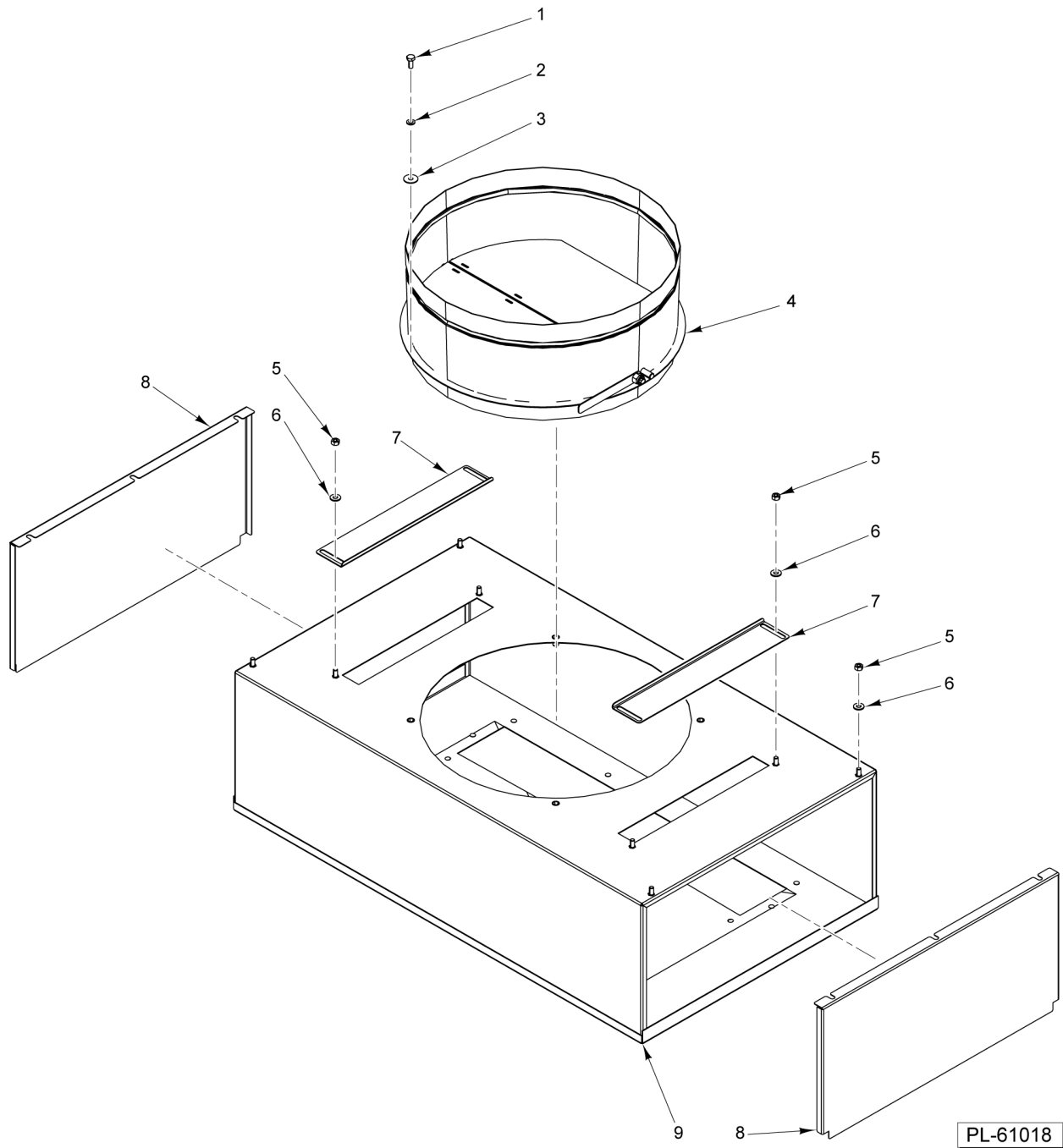


PL-60851

**COIL HOUSING
(LOAD)
(BEFORE S/N 271196063)**

**COIL HOUSING
(LOAD)
(BEFORE S/N 271196063)**

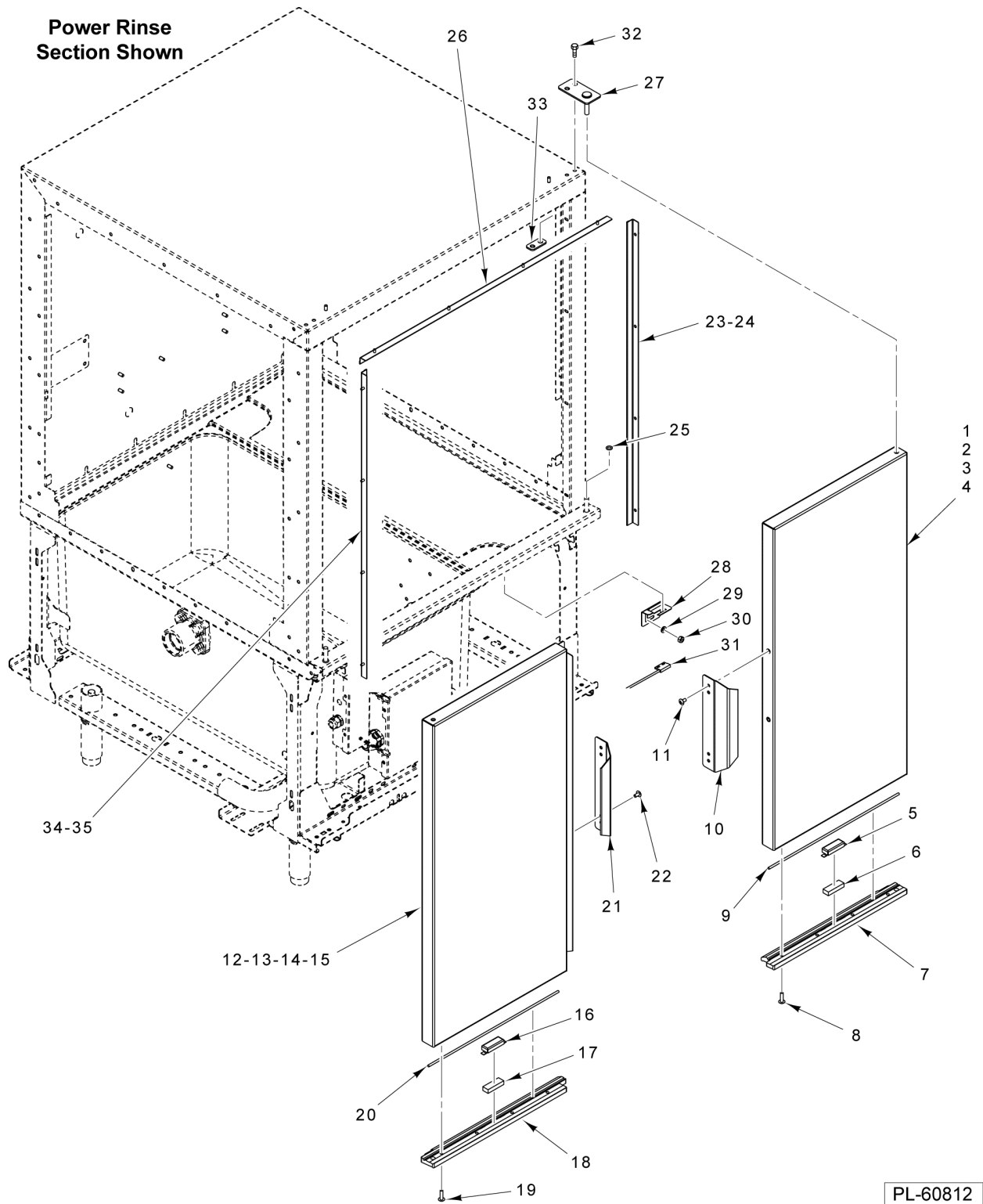
ILLUS. PL-60851	PART NO.	NAME OF PART	AMT.
1	00-949488-00001	Cover - Plenum (Side).....	2
2	00-948319-00001	Plate - Damper.....	2
3	00-949486-00002	Enclosure - Plenum.....	1
4	PB-005-11	Plug - Button.....	1
5	FE-024-43	Bushing - Split (Electrical).....	1
6	00-950147	Stack - Vent Fan Assy.....	1
7	00-950148	Stack - Vant Fan Cover.....	1
8	00-950064-00001	Vent Fan Assy. (200-240 V., 50/60 Hz., 3 Ph.).....	1
9	00-950064-00002	Vent Fan Assy. (600 V., 60 Hz., 3 Ph.).....	1
10	00-950064-00003	Vent Fan Assy. (460 V., 60 Hz., 3 Ph.).....	1
11	00-950064-00004	Vent Fan Assy. (380-415 V., 50/60 Hz., 3 Ph.).....	1



**COIL HOUSING
(LOAD)
(STARTING S/N 271196063)**

**COIL HOUSING
(LOAD)
(STARTING S/N 271196063)**

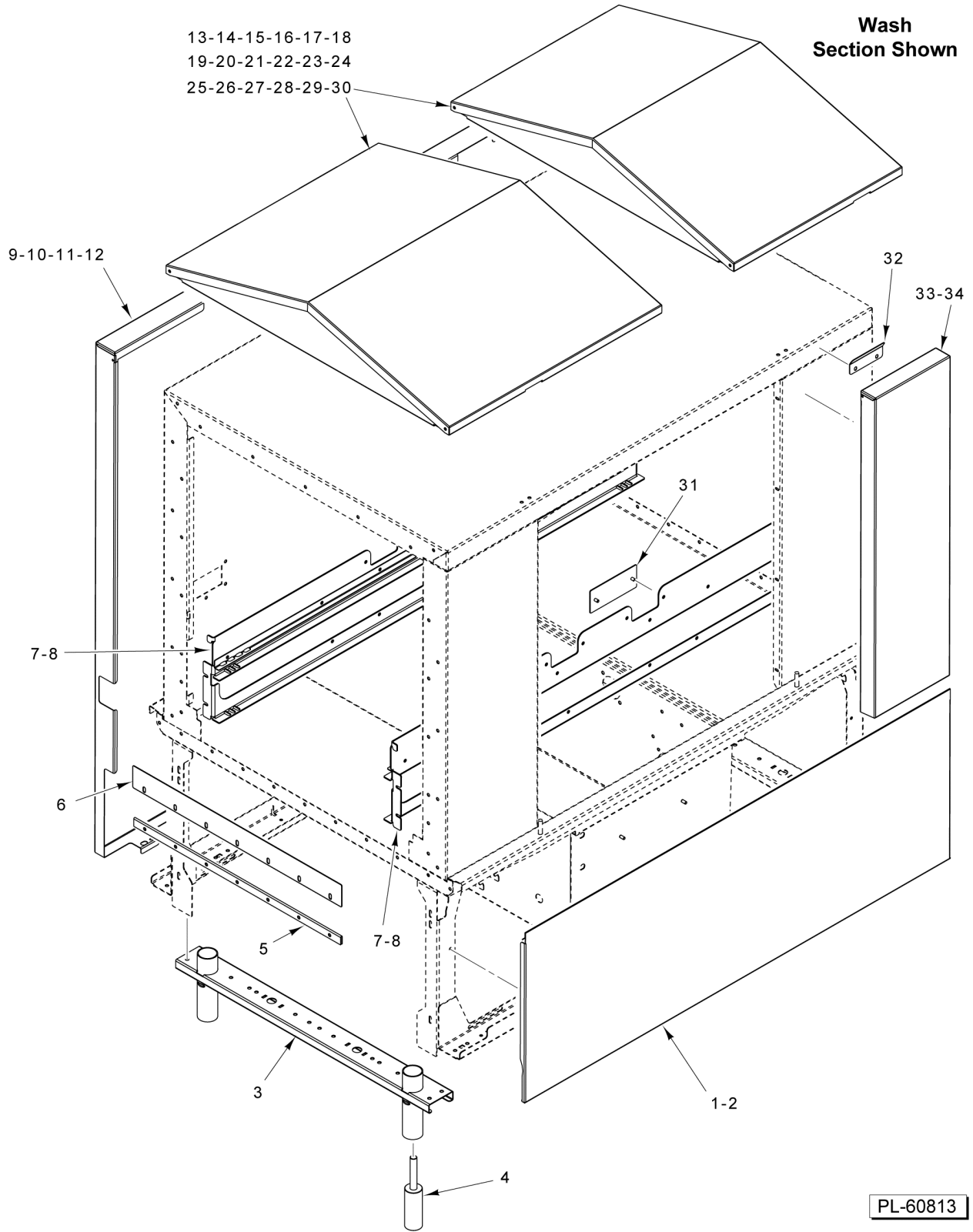
ILLUS. PL-61018	PART NO.	NAME OF PART	AMT.
1	SC-041-05	Cap Screw 1/4-20 x 5/8 Hex Hd. (SST).....	4
2	WL-006-17	Lockwasher 1/4 Helical (SST).....	4
3	WS-003-47	Washer (SST).....	4
4	00-974507	Duct - Damper.....	1
5	NS-015-01	Nut 1/4-20 Hex (SST).....	10
6	WS-017-06	Washer (SST).....	8
7	00-948319-00001	Plate - Damper.....	2
8	00-974767-00002	Cover - Plenum.....	2
9	00-974756	Enclosure - Plenum.....	1



**DOOR ASSEMBLY
(PREWASH, WASH, & POWER RINSE)**

**DOOR ASSEMBLY
(PREWASH, WASH, & POWER RINSE)**

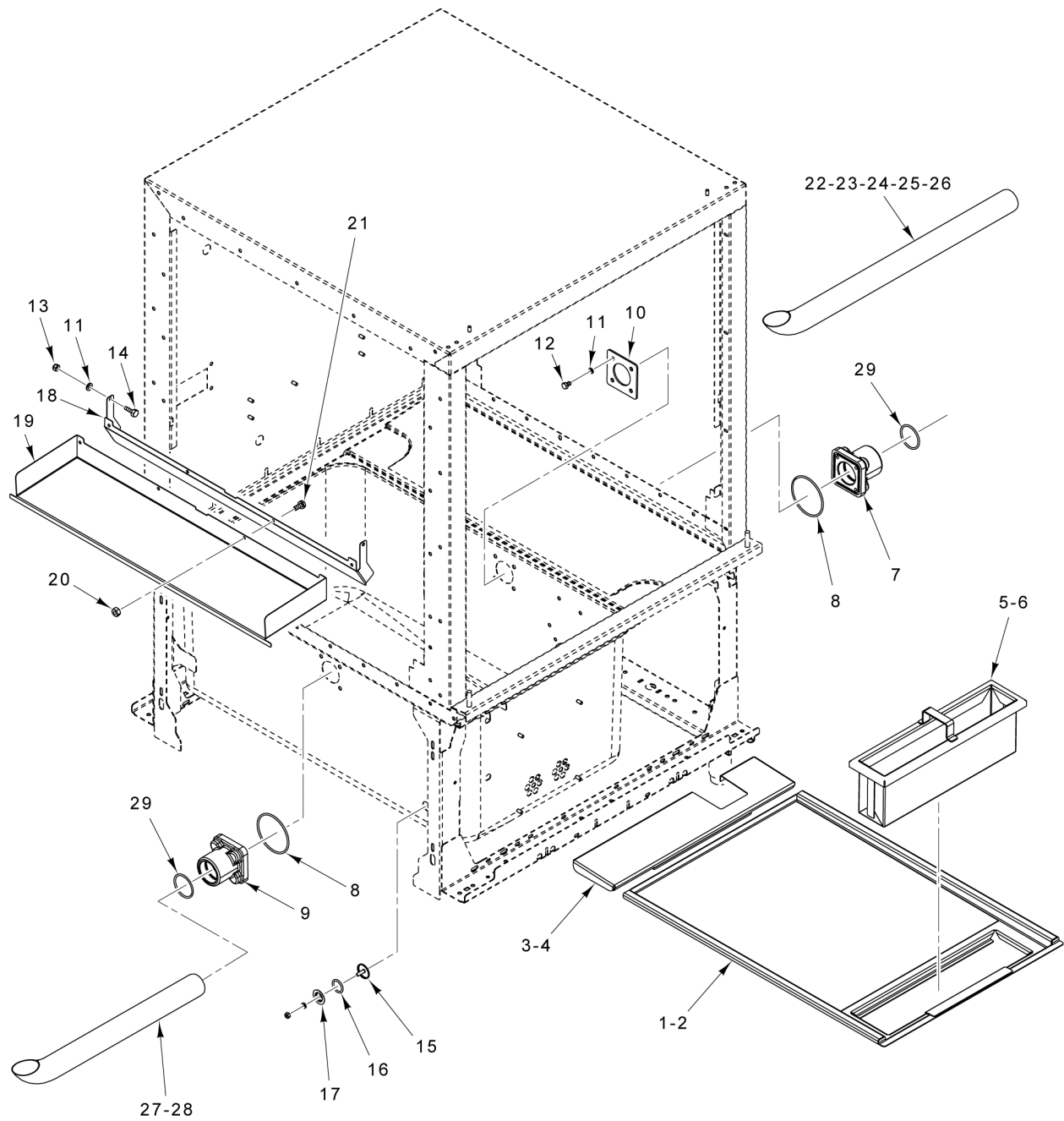
ILLUS. PL-60812	PART NO.	NAME OF PART	AMT.
1	00-949074-00001	Door Assy. (Standard Height) (RH) (Incls. Items 3 & 5 thru 9).....	1
2	00-949074-00002	Door Assy. (6 In. Higher Than Standard) (RH) (Incls. Items 4 thru 9).....	1
3	00-949076-00001	Door Weldment (Standard Height).....	1
4	00-949076-00002	Door Weldment (6 In. Higher Than Standard).....	1
5	00-814895	Retainer - Magnet.....	1
6	00-290160	Magnet.....	1
7	00-949089-00001	Seal - Door (Bottom) (RH).....	1
8	SC-125-94	Mach. Screw 1/4-20 x 1 Phil. Truss Hd. (SST).....	4
9	00-949140-00001	Gasket - Door (RH).....	1
10	00-948200	Handle - Door.....	1
11	SC-125-15	Mach. Screw 1/4-20 x 1/2 Phil. Truss Hd.....	2
12	00-949075-00001	Door Assy. (Standard Height) (LH) (Incls. Items 14 & 16 thru 20).....	1
13	00-949075-00002	Door Assy. (6 In. Higher Than Standard) (LH) (Incls. Items 15 thru 20).....	1
14	00-949077-00001	Door Weldment (Standard Height).....	1
15	00-949077-00002	Door Weldment (6 In. Higher Than Standard).....	1
16	00-814895	Retainer - Magnet.....	1
17	00-290160	Magnet.....	1
18	00-949090	Seal - Door (Bottom) (LH).....	1
19	SC-125-94	Mach. Screw 1/4-20 x 1 Phil. Truss Hd. (SST).....	4
20	00-949140-00002	Gasket - Door (LH).....	1
21	00-948200	Handle - Door.....	1
22	SC-125-15	Mach. Screw 1/4-20 x 1/2 Phil. Truss Hd.....	2
23	00-950402-00001	Seal - Door (RH Side) (Standard Height).....	1
24	00-950402-00003	Seal - Door (RH Side) (6 In. Higher Than Standard).....	1
25	00-067500-00004	O-Ring.....	2
26	00-950401-00001	Seal - Door (Top).....	1
27	00-948533	Hinge Plate Assy.....	2
28	00-948521	Bracket - Interlock Switch.....	2
29	WL-006-17	Lockwasher 1/4 Helical (SST).....	2
30	NS-015-01	Nut 1/4-20 Hex (SST).....	2
31	00-473109-005-1	Switch - Interlock.....	2
32		Screw.....	2
33	00-950299	Bracket - Weldnut.....	2
34	00-950402-00002	Seal - Door (LH Side) (Standard Height).....	1
35	00-950402-00004	Seal - Door (LH Side) (6 In. Higher Than Standard).....	1



**PANELS AND TRACKS
(PREWASH, WASH, & POWER RINSE)**

**PANELS AND TRACKS
(PREWASH, WASH, & POWER RINSE)**

ILLUS.	PART NO.	NAME OF PART	AMT.
1	00-948510-00002	Panel - Trim (Front) (Power Rinse).....	1
2	00-948510-00003	Panel - Trim (Front) (Prewash & Wash).....	1
3	00-948446-00002	Support - Frame (Incls. Item 4).....	1
4	00-948374	Foot Assy.....	2
5	00-948598-00002	Saddle.....	1
6	00-948222-00002	Plate - Joint Backer (Used on standard conveyor only).....	1
7	00-948309-00011	Track Assy. (Power Rinse).....	2
8	00-948309-00010	Track Assy. (Prewash & Wash).....	2
9	00-949860-00003	Panel - Cover (Back) (Power Rinse).....	1
10	00-949860-00004	Panel - Cover (Back) (Power Rinse).....	1
11	00-949860-00001	Panel - Back (Standard Height) (Prewash & Wash).....	2
12	00-949860-00002	Panel - Back (6 In. Higher Than Standard) (Prewash & Wash).....	2
13	00-950076-00005	Panel - Top Cover (28 In.) (R-L) (Prewash).....	1
14	00-950076-00006	Panel - Top Cover (22 In.) (R-L) (Prewash).....	1
15	00-950076-00004	Panel - Top Cover (28 In.) (L-R) (Prewash).....	1
16	00-950076-00007	Panel - Top Cover (22 In.) (L-R) (Prewash).....	1
17	00-950076-00004	Panel - Top Cover (28 In.) (R-L) (Wash).....	1
18	00-950076-00005	Panel - Top Cover (28 In.) (R-L) (Wash).....	1
19	00-950076-00004	Panel - Top Cover (28 In.) (L-R) (Wash).....	1
20	00-950076-00005	Panel - Top Cover (28 In.) (L-R) (Wash).....	1
21	00-950076-00002	Panel - Top Cover (42 In.) (R-L) (Power Rinse).....	1
22	00-950076-00003	Panel - Top Cover (42 In.) (L-R) (Power Rinse).....	1
23	00-950076-00005	Panel - Top Cover (28 In.) (R-L) (Prewash) (Shorty).....	1
24	00-950076-00006	Panel - Top Cover (22 In.) (R-L) (Prewash) (Shorty).....	1
25	00-950076-00004	Panel - Top Cover (28 In.) (L-R) (Prewash) (Shorty).....	1
26	00-950076-00007	Panel - Top Cover (22 In.) (L-R) (Prewash) (Shorty).....	1
27	00-950076-00004	Panel - Top Cover (28 In.) (R-L) (Wash) (Shorty).....	1
28	00-950076-00009	Panel - Top Cover (34 In.) (R-L) (Wash) (Shorty).....	1
29	00-950076-00005	Panel - Top Cover (28 In.) (L-R) (Wash) (Shorty).....	1
30	00-950076-00008	Panel - Top Cover (34 In.) (L-R) (Wash) (Shorty).....	1
31	00-950304	Plate - Barrier Sidewash (Prewash & Wash) (W/Sidewash - Qty 2; W/O Sidewash - Qty 3).....	AR
32	00-948472-00001	Bracket - Back Panel Support.....	2
33	00-949861-00001	Panel - Front Upper (Standard Height) (Prewash & Wash).....	2
34	00-949861-00002	Panel - Front Upper (6 In. Higher Than Standard) (Prewash & Wash).....	2

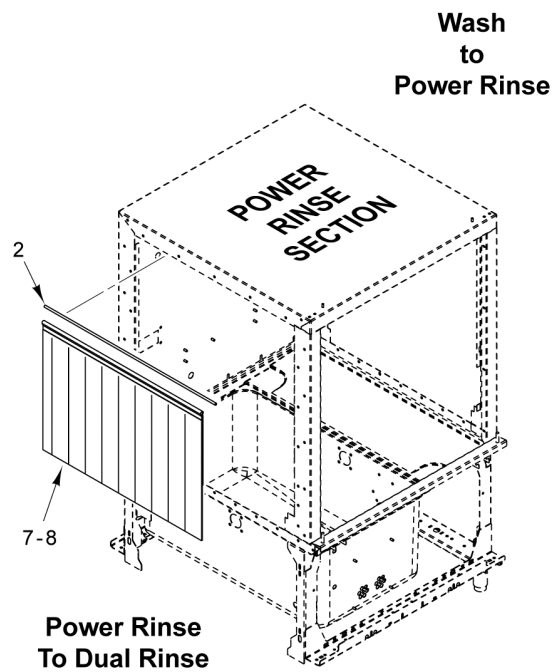
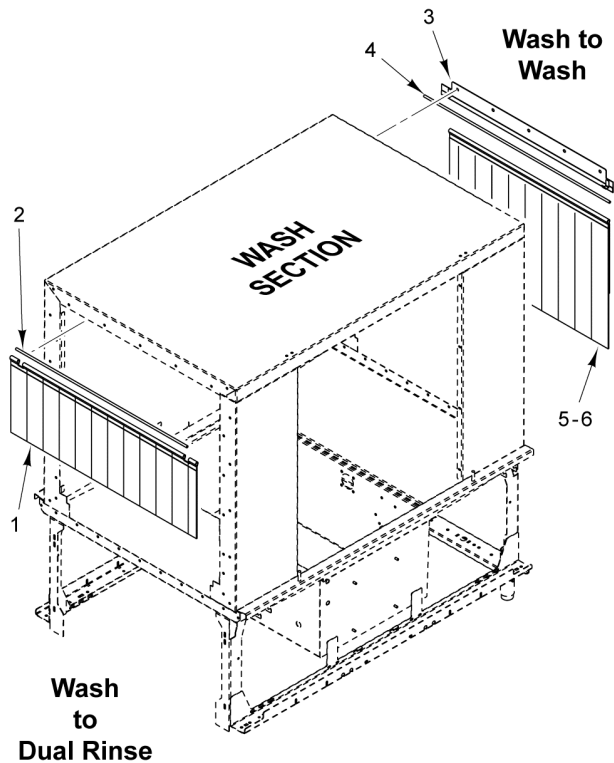
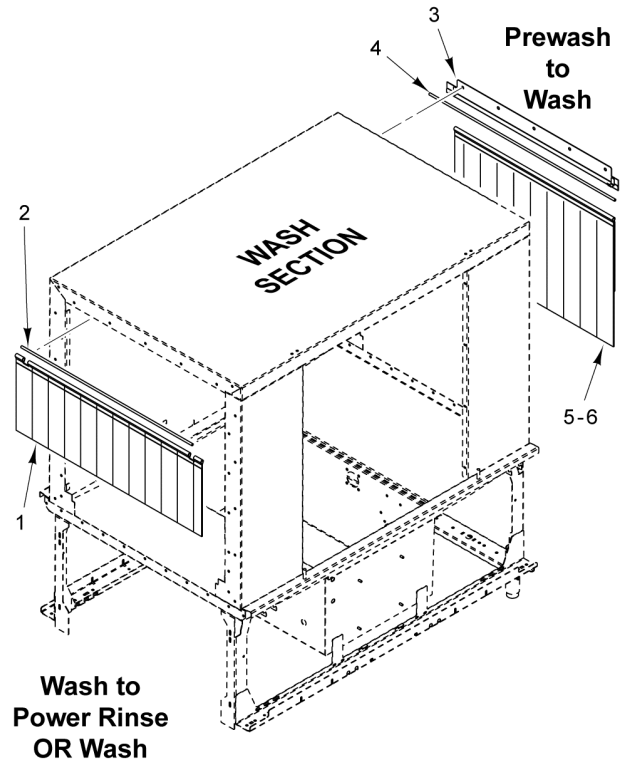
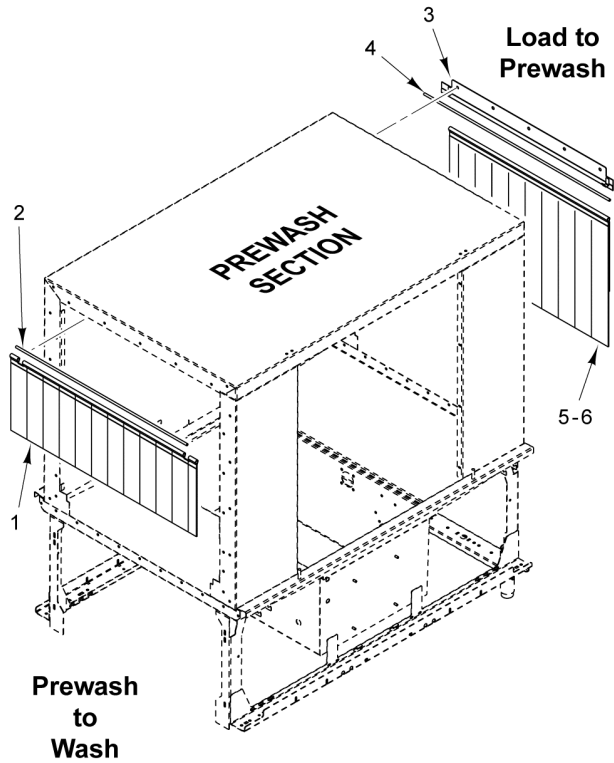


PL-60814

**FLOWBACK, MAKEUP PANS, & SCREENS
(PREWASH, WASH, & POWER RINSE)**

**FLOWBACK, MAKEUP PANS, & SCREENS
(PREWASH, WASH, & POWER RINSE)**

ILLUS.	PART NO.	NAME OF PART	AMT.
PL-60814			
1	00-949424-00001	Screen (Prewash & Wash).....	1
2	00-949424-00002	Screen (Power Rinse).....	1
3	00-949418-00001	Plate - Tank Pad (Prewash & Wash).....	1
4	00-949418-00002	Plate - Tank Pad (Power Rinse).....	1
5	00-949394	Basket - Strainer (Prewash & Wash).....	1
6	00-949394-00002	Basket - Strainer (Power Rinse).....	1
7	00-476130	Coupling - Pass-Thru (Flow Back Pipe) (2.031 Dia. thru Hole).....	1
8	OR-001-33	O-Ring.....	2
9	00-476129	Coupling - Flow Back Pipe.....	1
10	00-949357-00001	Plate - Flowback Mounting.....	2
11	WL-006-17	Lockwasher 1/4 Helical (SST).....	8
12	SC-041-09	Cap Screw 5/16-18 x 1/2 Hex Hd. (SST).....	8
13	NS-025-04	Crown Nut 1/4-20 (SST).....	AR
14	SC-131-96	Screw.....	AR
15	00-119244-00002	Cap.....	AR
16	00-067500-00031	O-Ring.....	AR
17	00-119254	Retainer - Cap & Stud.....	AR
18	00-947998-00002	Plate - Deflector.....	1
19	00-947999-00002	Pan - Deflector.....	1
20	NS-031-21	Stop Nut 1/4-20 Hex (SST).....	4
21	SC-041-05	Cap Screw 1/4-20 x 5/8 Hex Hd. (SST).....	AR
22	00-949892-00003	Tube - Flowback (Prewash to Wash) (Wash to Extra Wash).....	1
23	00-949892-00002	Tube - Flowback (L-R) (Extra Wash to Power Rinse).....	1
24	00-949892-00001	Tube - Flowback (R-L) (Extra Wash to Power Rinse).....	1
25	00-949385-00003	Pipe - Weldment (Tube - Flowback) (R-L) (Power Rinse to Dual Rinse).....	1
26	00-949385-00002	Pipe - Weldment (Tube - Flowback) (L-R) (Power Rinse to Dual Rinse).....	1
27	00-949892-00005	Tube - Flowback (R-L) (Prewash Toward Load).....	1
28	00-949892-00004	Tube - Flowback (L-R) (Prewash Toward Load).....	1
29	00-067500-00134	O-Ring.....	4

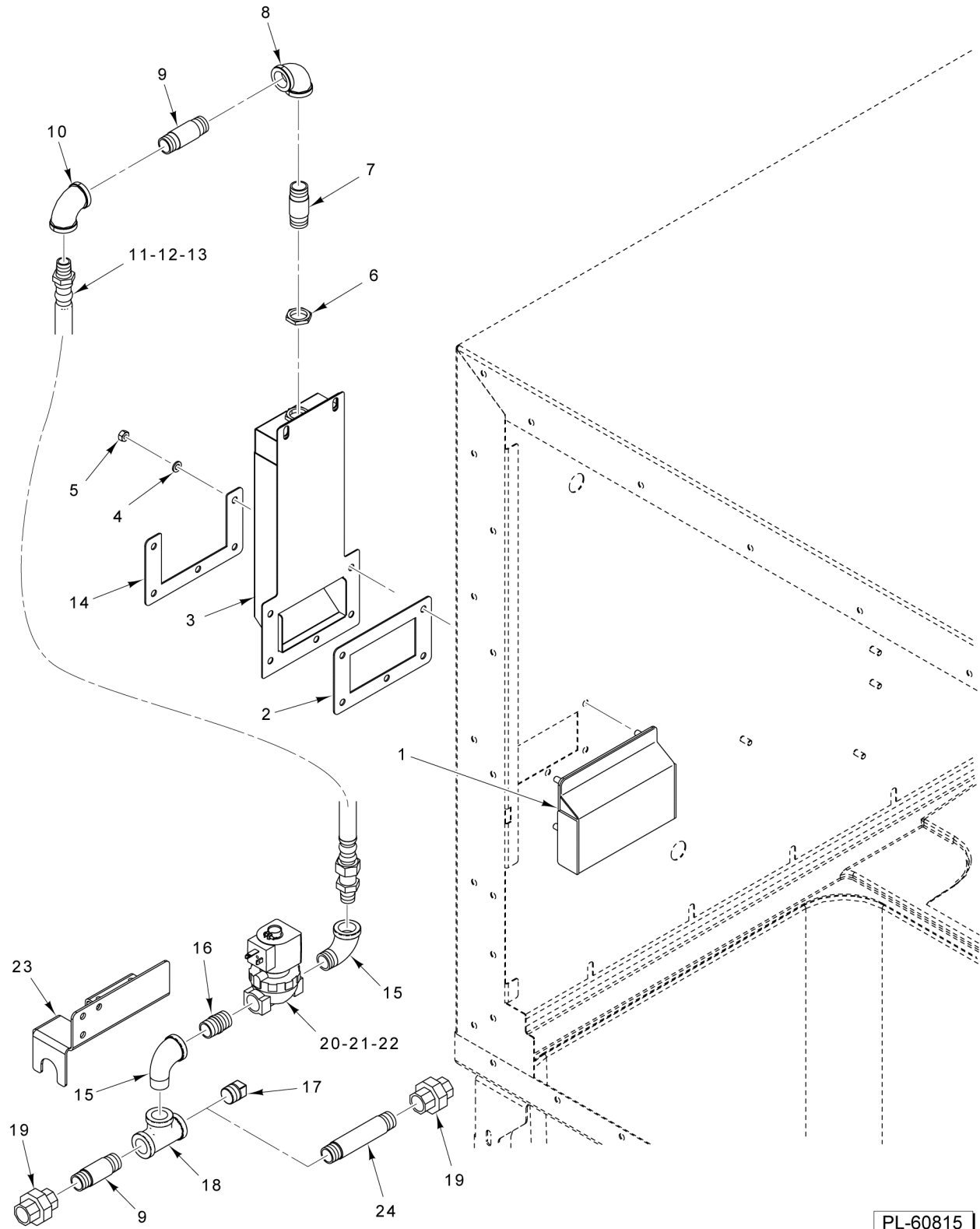


PL-60817

**CURTAINS
(PREWASH, WASH, & POWER RINSE)**

**CURTAINS
(PREWASH, WASH, & POWER RINSE)**

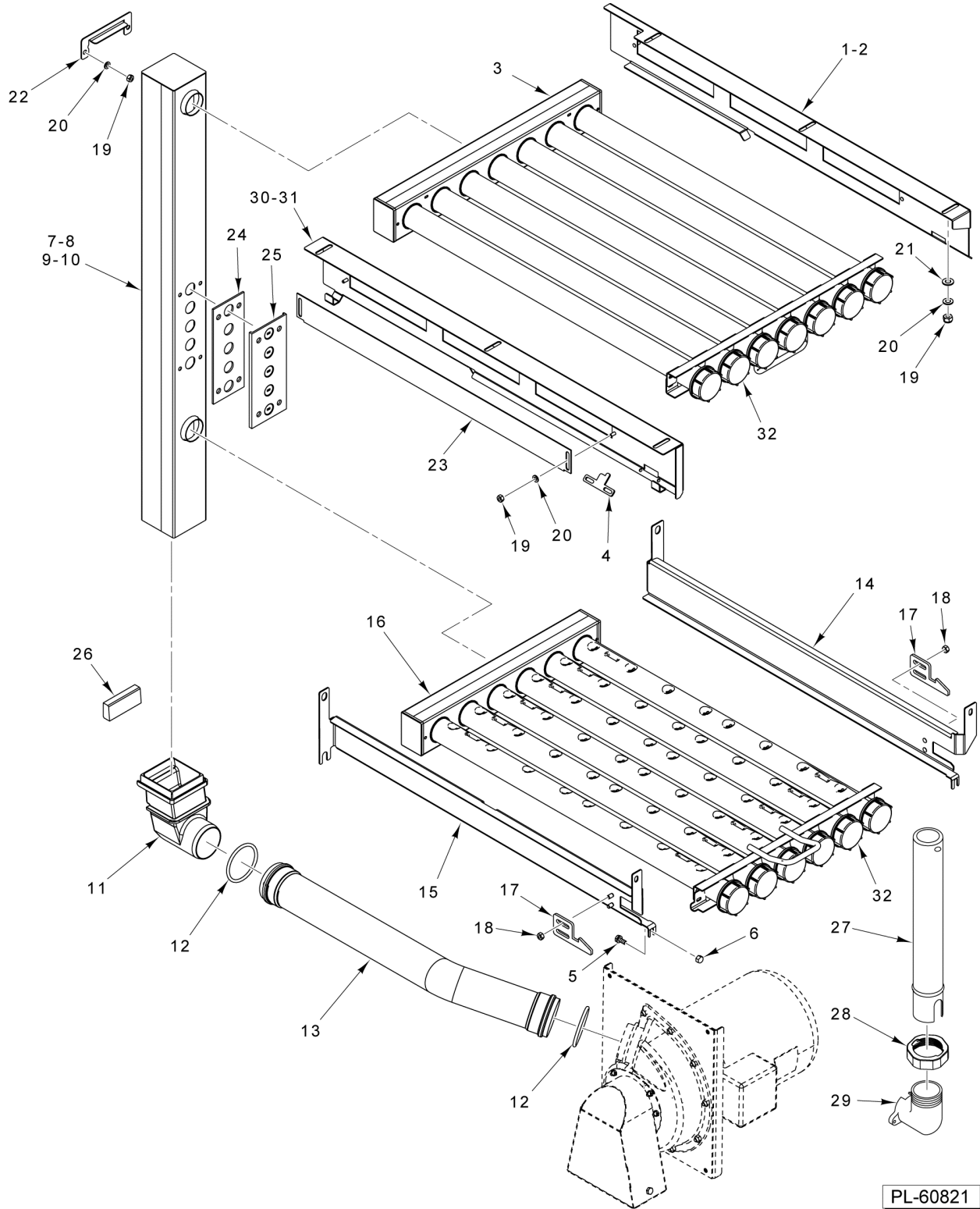
ILLUS. PL-60817	PART NO.	NAME OF PART	AMT.
1	00-948731	Curtain (Short).....	AR
2	00-120267-00004	Rod - Curtain (35-1/4 In.).....	AR
3	00-948752	Bracket - Curtain.....	AR
4	00-120267-00004	Rod - Curtain (35-1/4 In.).....	AR
5	00-948729	Curtain (Standard Height).....	AR
6	00-948729-00002	Curtain (6 In. Higher Than Standard).....	AR
7	00-948730	Curtain (Standard Height).....	AR
8	00-948730-00002	Curtain (6 In. Higher Than Standard).....	AR



**AIR GAP ASSEMBLY
(PREWASH, WASH, & POWER RINSE)**

**AIR GAP ASSEMBLY
(PREWASH, WASH, & POWER RINSE)**

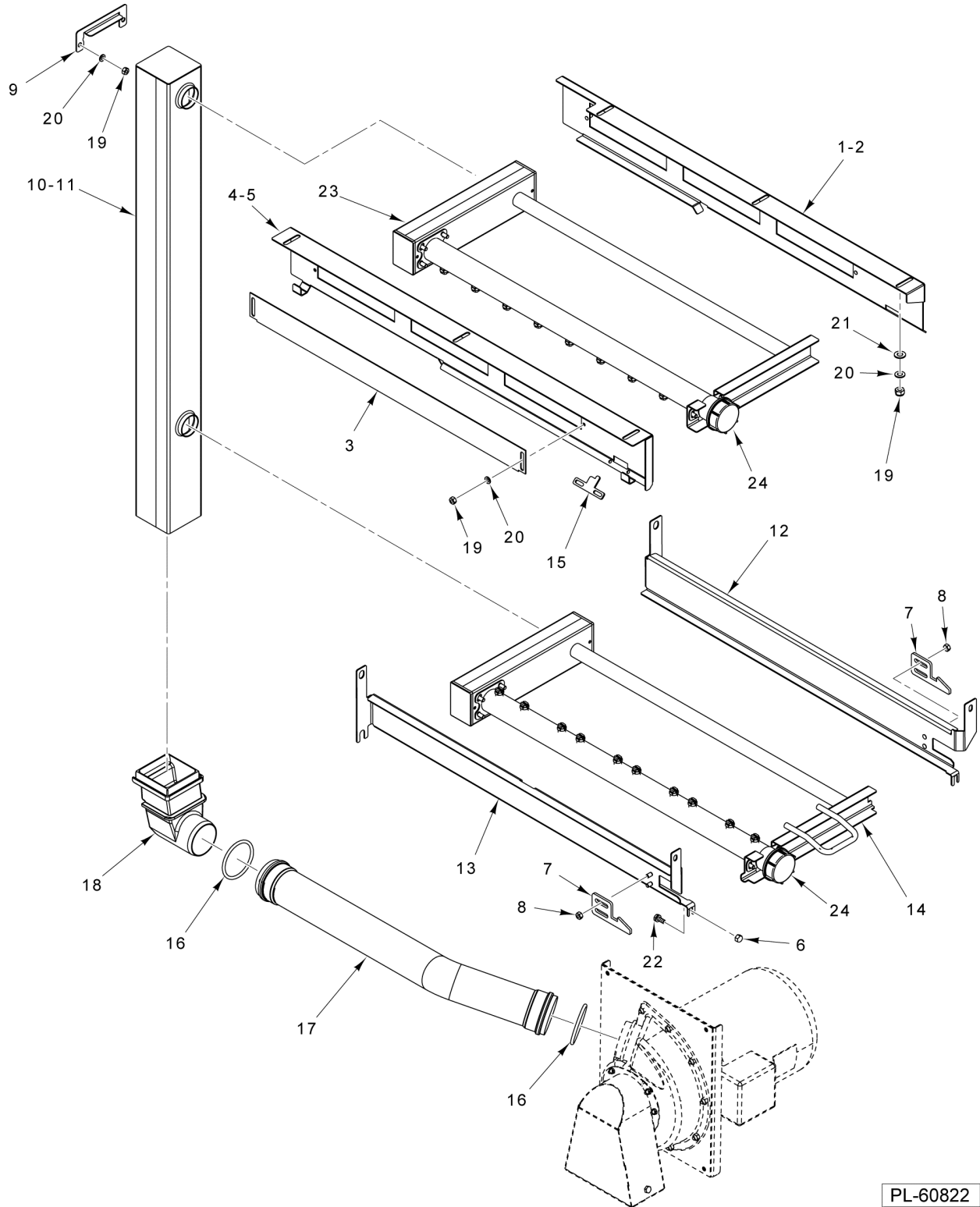
ILLUS.	PART NO.	NAME OF PART	AMT.
PL-60815			
1	00-950411	Deflector - Weldment (Air Gap - Fill).....	1
2	00-949717	Gasket - Air Gap.....	1
3	00-949100	Air Gap Weldment.....	1
4	WL-006-17	Lockwasher 1/4 Helical (SST).....	4
5	NS-015-01	Nut 1/4-20 Hex (SST).....	4
6	FP-053-05	Pipe Lock Nut 1/2 NPSL (SST).....	1
7	FP-090-12	Pipe 1/2 x 2 TBE (Brass).....	1
8	FP-015-16	Elbow - Pipe 1/2 x 90 Deg. (Brass).....	1
9	FP-040-53	Pipe 1/2 x 2-3/4 TBE (Brass).....	2
10	FP-015-16	Elbow - Pipe 1/2 x 90 Deg. (Brass).....	1
11	00-893444-00001	Hose - Water (Braided) (66 In.) (SST).....	1
12	00-893444-00003	Hose - Water (Braided) (96 In.) (SST).....	1
13	00-893444-00005	Hose - Water (Braided) (120 In.) (SST).....	1
14	00-950383	Bracket.....	1
15	FP-015-17	Elbow - Pipe 1/2 x 90 Deg. (Brass).....	2
16	FP-040-30	Pipe 3/8 x 5-1/4 TBE (Brass).....	1
17	FP-028-15	Pipe Plug 1/2 Sq. Hd. (Brass) (Prewash).....	1
18	FP-019-21	Tee - Pipe 1/2 x 1/2 x 1/2 (Brass).....	1
19	FP-022-12	Union - Pipe (Brass).....	2
20	00-893100-00001	Solenoid Valve (1/2) (120 V.) (Incls. Item 21).....	1
21	00-892132	Coil - Solenoid Valve (120 V.).....	1
22	00-893101	Service Kit - 1/2 Solenoid Valve.....	1
23	00-949786	Bracket - Lower Fill Piping.....	1
24	FP-040-73	Pipe 1/2 x 4 TBE (Brass) (Wash & Power Rinse).....	1



**WASH ARMS AND MANIFOLD
(PREWASH & WASH)**

**WASH ARMS AND MANIFOLD
(PREWASH & WASH)**

ILLUS. PL-60821	PART NO.	NAME OF PART	AMT.
1	00-949171-00001	Bracket - Wash Arm (R-L) (Upper).....	1
2	00-950506	Bracket - Wash Arm (L-R) (Upper).....	1
3	00-949962-00002	Wash Arm Assy. (7-Tube) (Upper) (Incls. Item 32).....	1
4	00-949377-00001	Bracket - Locking.....	2
5	SC-131-96	Screw.....	AR
6	NS-025-06	Crown Nut 1/4-20 (SST).....	AR
7	00-948275-00001	Manifold - Wash (Standard Height) (Without Side Wash).....	1
8	00-948275-00002	Manifold - Wash (6 In. Higher Than Standard) (Without Side Wash).....	1
9	00-948275-00003	Manifold - Wash (Standard Height) (Side Wash Only).....	1
10	00-948275-00004	Manifold - Wash (6 In. Higher Than Standard) (Side Wash Only).....	1
11	00-947949-00001	Elbow - Manifold.....	1
12	00-949432-00003	O-Ring.....	2
13	00-947952-00003	Tube - Wash.....	1
14	00-949173-00001	Bracket - Wash Arm (Lower) (RH).....	1
15	00-949174-00001	Bracket - Wash Arm (Lower) (LH).....	1
16	00-949962-00001	Wash Arm Assy. (6-Tube) (Lower) (Incls. Item 32).....	1
17	00-949206	Bracket - Locking.....	2
18	NS-031-19	Stop Nut 1/4-20 Hex (SST).....	4
19	NS-015-01	Nut 1/4-20 Hex (SST).....	AR
20	WL-006-17	Lockwasher 1/4 Helical (SST).....	AR
21	WS-005-32	Washer (SST).....	AR
22	00-947957-00001	Bracket - Manifold.....	2
23	00-949175-00001	Plate - Baffle.....	2
24	00-950504	Gasket - Side Wash.....	1
25	01-245428-00001	Plate - Nozzle (Side Wash Only).....	1
26	01-511308-00001	Blocking Part.....	1
27	01-245425-00001	Pipe - Wash (Side Wash Only).....	1
28	01-245424-00001	Nut (Side Wash Only).....	1
29	01-245423-00001	Elbow (Side Wash Only).....	1
30	00-949172-00001	Bracket - Wash Arm (R-L) (Upper).....	1
31	00-950507	Bracket - Wash Arm (L-R) (Upper).....	1
32	01-532726-00001	Cap - Wash Arm.....	AR

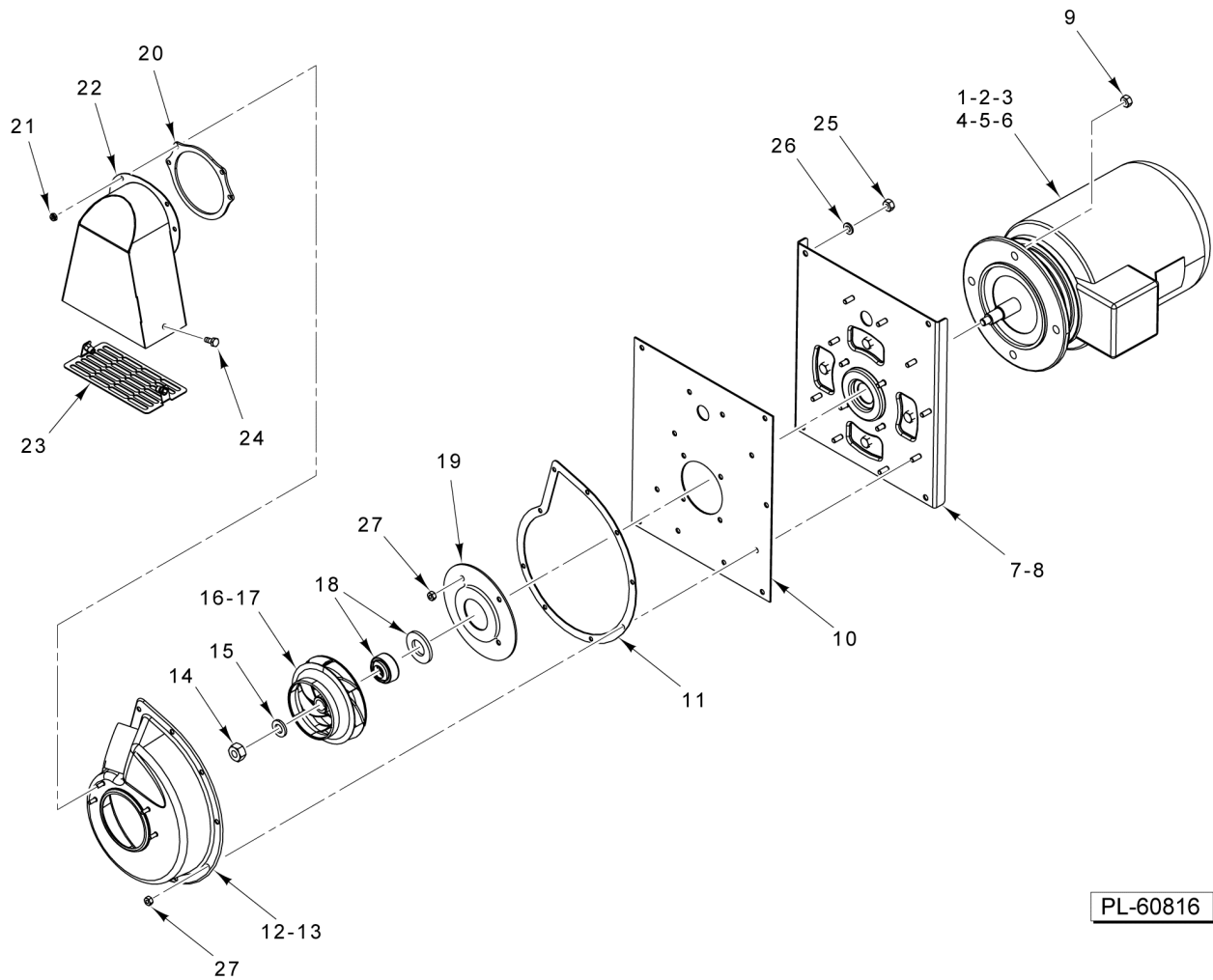


PL-60822

**WASH ARM AND MANIFOLD
(POWER RINSE)**

**WASH ARM AND MANIFOLD
(POWER RINSE)**

ILLUS.	PART NO.	NAME OF PART	AMT.
PL-60822			
1	00-949171-00001	Bracket - Wash Arm (R-L) (Upper).....	1
2	00-950506	Bracket - Wash Arm (L-R) (Upper).....	1
3	00-949175-00001	Plate - Baffle.....	2
4	00-949172-00001	Bracket - Wash Arm (R-L) (Upper).....	1
5	00-950507	Bracket - Wash Arm (L-R) (Upper).....	1
6	NS-025-06	Crown Nut 1/4-20 (SST).....	AR
7	00-949206	Bracket - Locking.....	2
8	NS-031-19	Stop Nut 1/4-20 Hex (SST).....	4
9	00-947957	Bracket - Manifold.....	2
10	00-948275-00001	Manifold - Wash (Standard Height).....	1
11	00-948275-00002	Manifold - Wash (6 In. Higher Than Standard).....	1
12	00-949173-00001	Bracket - Wash Arm (Lower) (RH).....	1
13	00-949174-00001	Bracket - Wash Arm (Lower) (LH).....	1
14	00-949194-00007	Wash Arm Assy. (Lower) (Incls. Item 24).....	1
15	00-949377-00001	Bracket - Locking.....	2
16	00-949432-00003	O-Ring.....	2
17	00-947952-00003	Tube - Wash.....	1
18	01-245055-001	Elbow - Manifold.....	1
19	NS-015-01	Nut 1/4-20 Hex (SST).....	AR
20	WL-006-17	Lockwasher 1/4 Helical (SST).....	AR
21	WS-005-32	Washer (SST).....	AR
22	SC-131-96	Screw.....	AR
23	00-949194-00008	Wash Arm Assy. (Upper) (Incls. Item 24).....	1
24	01-532726-00001	Cap - Wash Arm.....	AR

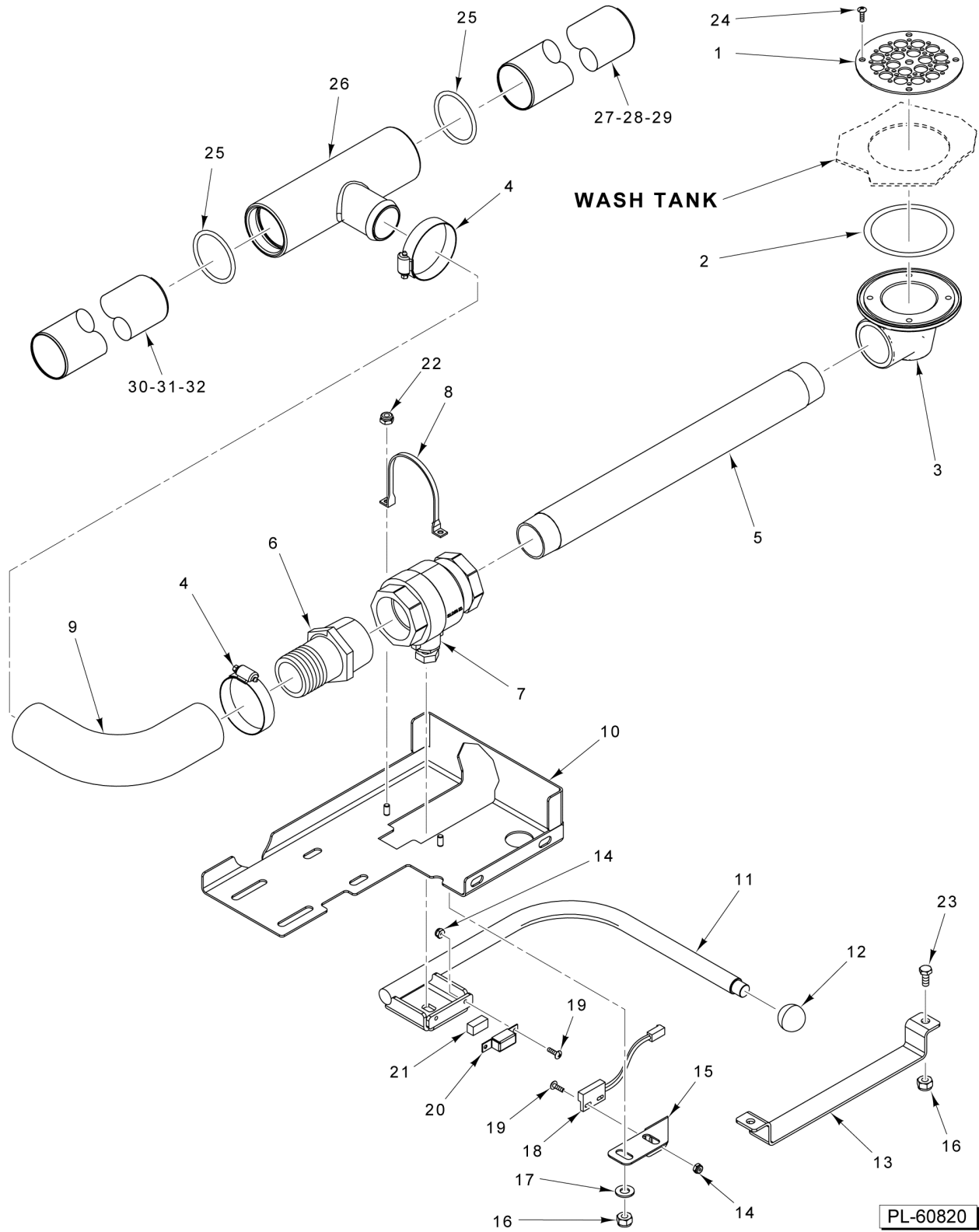


PL-60816

**WASH PUMP ASSEMBLY
(PREWASH, WASH, & POWER RINSE)**

**WASH PUMP ASSEMBLY
(PREWASH, WASH, & POWER RINSE)**

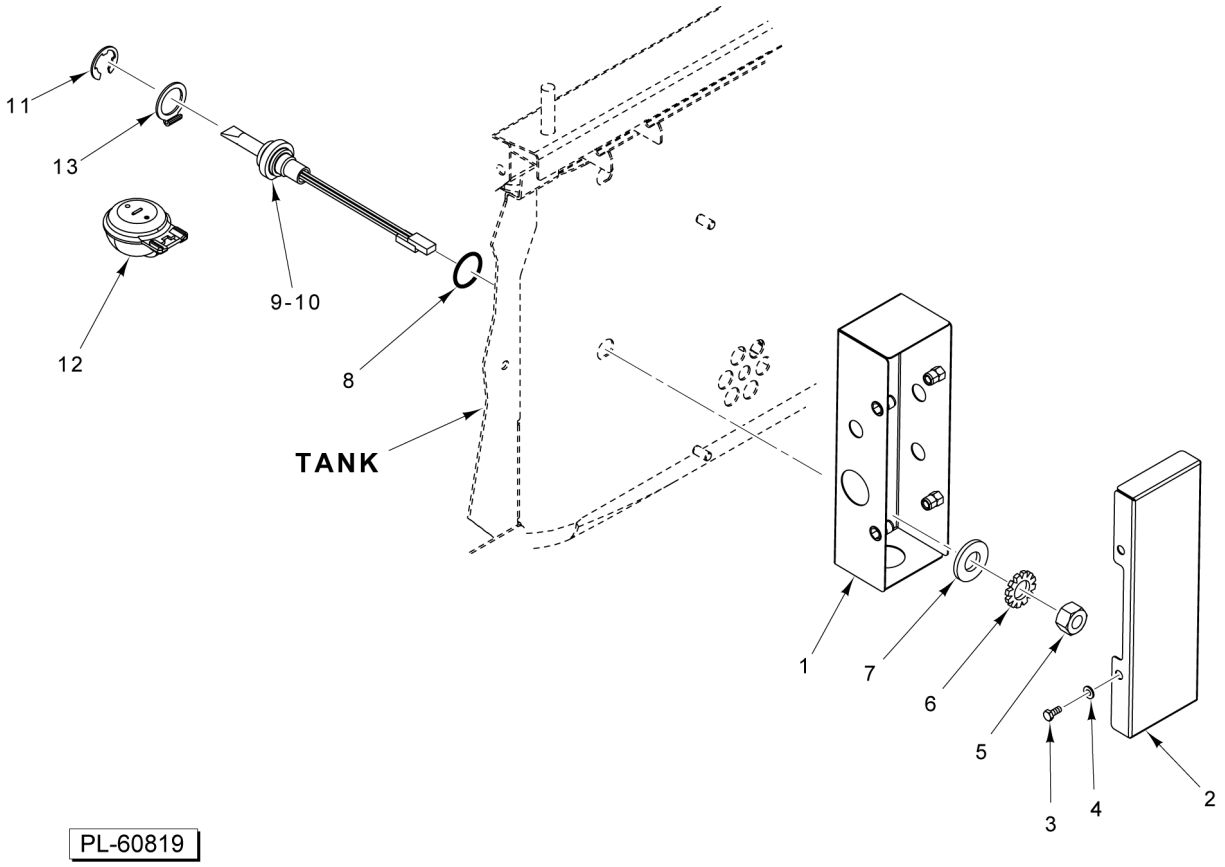
ILLUS. PL-60816	PART NO.	NAME OF PART	AMT.
1	00-947901-00001	Motor (208-230/460 V., 60 Hz., 3 Ph.) (5 Hp.).....	1
2	00-947901-00002	Motor (190-230/380-480 V., 50 Hz., 3 Ph.) (5 Hp.).....	1
3	00-947901-00003	Motor (575 V., 60 Hz., 3 Ph.) (5 Hp.).....	1
4	00-947901-00005	Motor (208-230/460 V., 60 Hz., 3 Ph.) (3 Hp.).....	1
5	00-947901-00006	Motor (190-230/380-480 V., 50 Hz., 3 Ph.) (3 Hp.).....	1
6	00-947901-00007	Motor (575 V., 60 Hz., 3 Ph.) (3 Hp.).....	1
7	01-245835-00001	Plate - Motor Mount (Prewash & Wash).....	1
8	01-245835-00002	Plate - Motor Mount (Power Rinse).....	1
9	NS-047-52	Nut M10 Hex.....	4
10	00-947953-00001	Gasket - Motor.....	1
11	00-947956-00001	Gasket - Housing.....	1
12	00-949230	Housing - Pump (Prewash & Wash).....	1
13	00-949230-00002	Housing - Pump (Power Rinse).....	1
14	NS-049-35	Lock Nut M10 x 1.5 Hex.....	1
15	WS-031-15	Washer.....	1
16	01-245088-004	Impeller - Pump (Used With 5 Hp. Motor).....	1
17	01-245088-012	Impeller - Pump (Used With 3 Hp. Motor).....	1
18	01-245033-002	Seal - Pump Shaft.....	1
19	00-947954-00001	Retaining Ring.....	1
20	00-949327	Gasket - Intake Manifold.....	1
21	NS-031-16	Stop Nut 10-24 Hex Elastic (SST).....	4
22	00-948736	Shroud - Pump Intake.....	1
23	00-949094	Strainer - Pump Intake.....	1
24	SC-041-05	Cap Screw 1/4-20 x 5/8 Hex Hd. (SST).....	2
25	NS-015-01	Nut 1/4-20 Hex (SST).....	4
26	WL-006-17	Lockwasher 1/4 Helical (SST).....	4
27	NS-048-03	Stop Nut M6 (SST).....	13



**TANK DRAIN ASSEMBLY
(PREWASH, WASH, & POWER RINSE)**

**TANK DRAIN ASSEMBLY
(PREWASH, WASH, & POWER RINSE)**

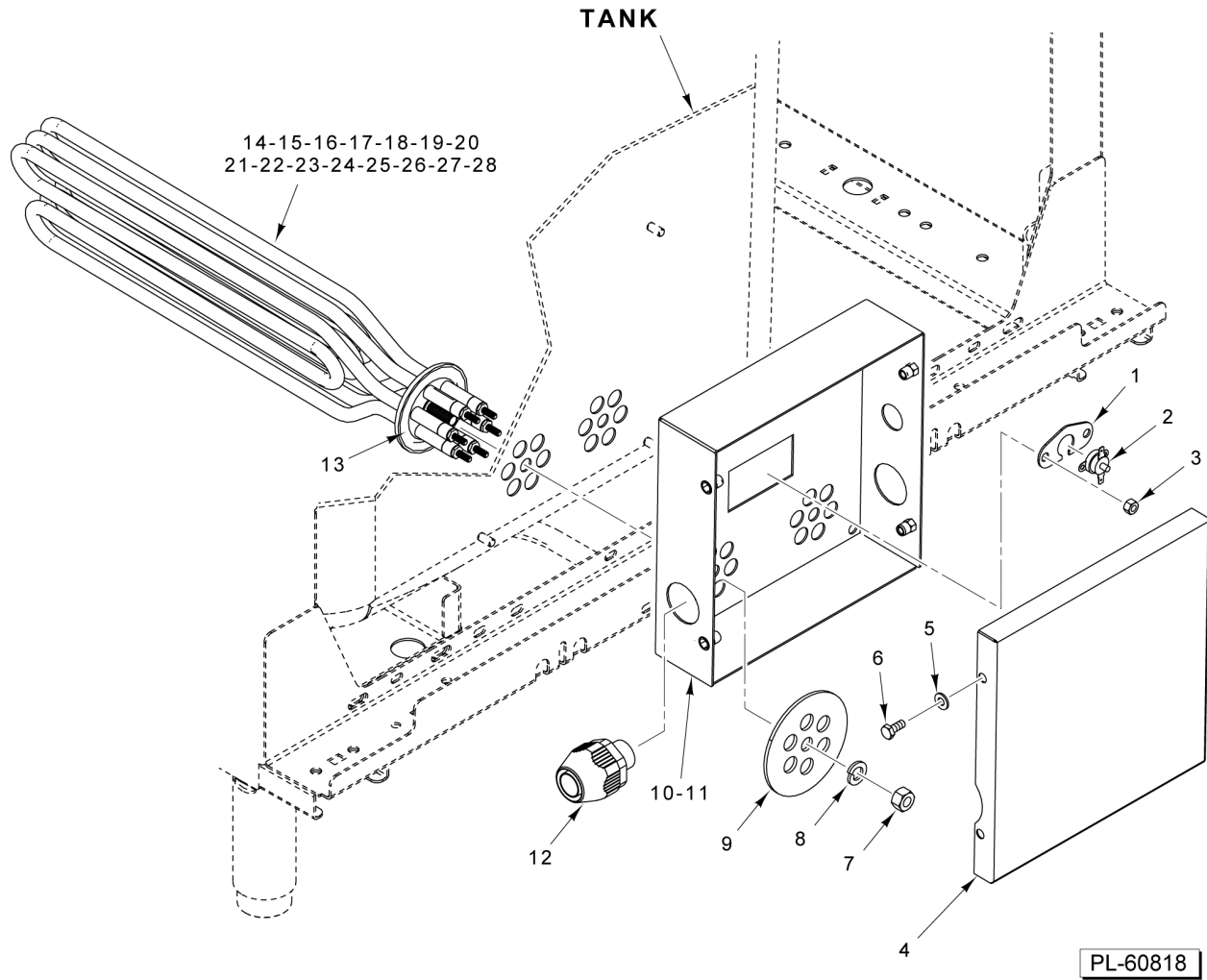
ILLUS. PL-60820	PART NO.	NAME OF PART	AMT.
1	00-947920-00001	Plate - Strainer (Round).....	1
2	00-749370	Gasket - Seal 0.093 x 3.00.....	1
3	00-949433	Drain Body.....	1
4	00-538412	Clamp - Hose.....	2
5	FP-091-80	Pipe.....	1
6	FP-091-66	Fitting - Hose Barb.....	1
7	00-949070	Valve Assy.....	1
8	00-974839	Clamp - Drain.....	1
9	00-949133	Hose - Drain (Elbow).....	1
10	00-948758	Bracket - Drain Valve.....	1
11	00-949162	Handle - Drain.....	1
12	00-949423	Knob.....	1
13	00-949158	Support - Drain Handle.....	1
14	NS-031-50	Stop Nut 6-32 Hex (SST).....	4
15	00-949161	Bracket - Drain Switch.....	1
16	NS-031-21	Stop Nut 1/4-20 Hex (SST).....	4
17	WS-005-32	Washer (SST).....	AR
18	00-473109-005-1	Switch - Interlock.....	1
19	SC-066-03	Mach. Screw 6-32 x 1/2 Phil. Truss Hd.....	4
20	00-893111	Magnet - Mount.....	1
21	00-111941	Magnet.....	1
22	NS-047-82	Stop Nut 1/4-20 Hex (SST).....	2
23	SC-041-05	Cap Screw 1/4-20 x 5/8 Hex Hd. (SST).....	2
24	SC-041-50	Cap Screw 1/4-20 x 1/2 Hex Hd. (SST).....	1
25	00-067500-00019	O-Ring.....	2
26	00-970906	Tee - Drain.....	1
27	00-948761-00001	Pipe - Drain (31.375 In.).....	1
28	00-948761-00006	Pipe - Drain (48.75 In.).....	1
29	00-948761-00019	Pipe - Drain (36.75 In.).....	1
30	00-948761-00001	Pipe - Drain (31.375 In.).....	1
31	00-948761-00006	Pipe - Drain (48.75 In.).....	1
32	00-948761-00007	Pipe - Drain (4.0 In.).....	1



**FLOAT ASSEMBLY
(PREWASH, WASH, & POWER RINSE)**

**FLOAT ASSEMBLY
(PREWASH, WASH, & POWER RINSE)**

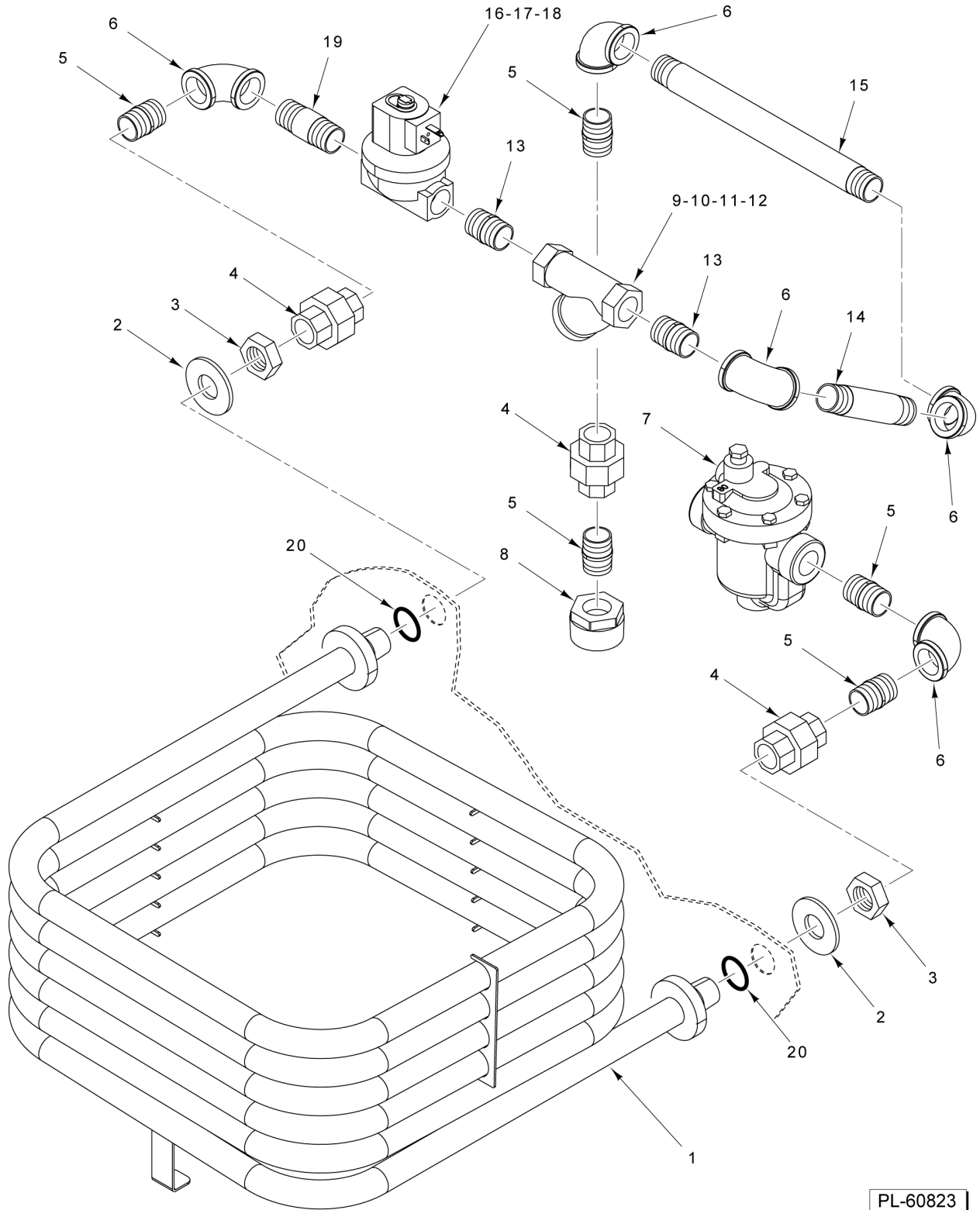
ILLUS.	PART NO.	NAME OF PART	AMT.
PL-60819			
1	00-948517	Box - Float.....	1
2	00-948518	Lid - Box.....	1
3	SC-041-05	Cap Screw 1/4-20 x 5/8 Hex Hd. (SST).....	4
4	WL-006-17	Lockwasher 1/4 Helical (SST).....	4
5	NS-018-28	Jam Nut 1/2-20 Hex (SST).....	2
6	WL-014-31	Lockwasher 1/2 External Shakeproof (SST).....	1
7	WS-010-40	Washer - Thrust.....	1
8	00-067500-00072	O-Ring.....	1
9	00-936547-00001	Probe & Switch Assy. (2-Wire) (Short) (Incls. Items 11, 12 & 13).....	1
10	00-936547-00002	Switch & Probe Assy. (4-Wire) (Short) (Incls. Items 11, 12 & 13).....	1
11	RR-010-13	Retaining Ring.....	2
12	00-122674	Float Assy.....	2
13	00-112467	Retainer - Float.....	2



**ELECTRIC TANK HEAT
(WASH & POWER RINSE)**

**ELECTRIC TANK HEAT
(WASH & POWER RINSE)**

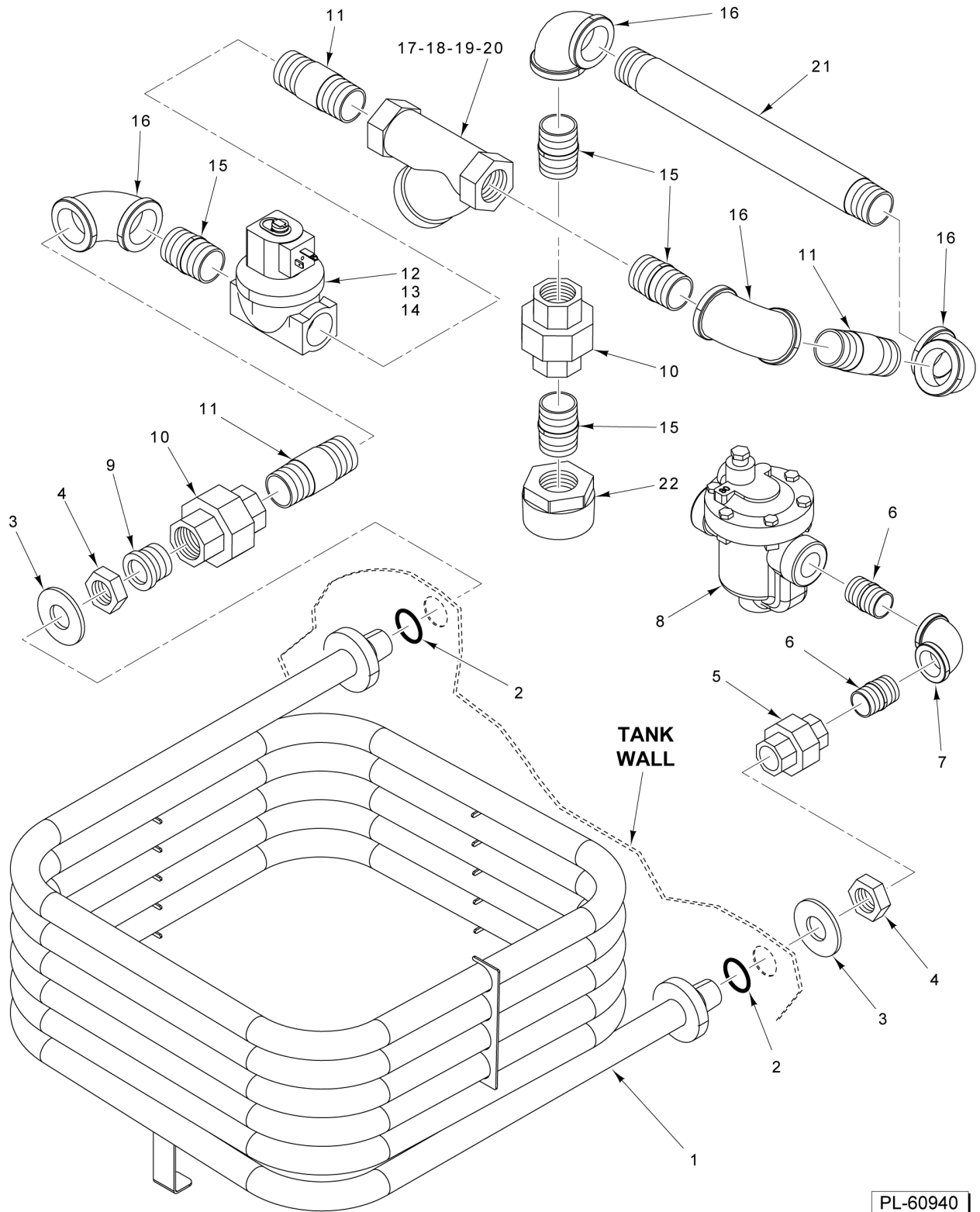
ILLUS.	PART NO.	NAME OF PART	AMT.
PL-60818			
1	00-475967	Bracket - High Limit.....	2
2	00-294615-00001	Control - Temperature.....	2
3	NS-031-15	Stop Nut 10-24 Hex (SST).....	2
4	00-949605	Lid - Box.....	1
5	WL-006-17	Lockwasher 1/4 Helical (SST).....	4
6	SC-041-05	Cap Screw 1/4-20 x 5/8 Hex Hd. (SST).....	4
7	NS-015-13	Nut 3/8-16 Hex (SST).....	2
8	WL-006-27	Lockwasher 3/8 Helical (SST).....	2
9	00-949796	Plate - Electric Heat.....	2
10	00-949604-00001	Box - Electric Heat (Wash).....	1
11	00-949604-00002	Box - Electric Heat (Power Rinse).....	1
12	FE-024-58	Connector Straight (Non-Metallic) Sealtite (3/4 Male Thd. x 3/4 Flex. Cnd.).....	2
13	00-067500-00034	O-Ring.....	2
14	00-949233-001-1	Heater - 9 kW Electric (208 V.) (Power Rinse Tank).....	AR
15	00-949233-001-2	Heater - 9 kW Electric (240 V.) (Power Rinse Tank).....	AR
16	00-949233-001-5	Heater - 9 kW Electric (480 V.) (Power Rinse Tank).....	AR
17	00-949233-002-1	Heater - 11 kW Electric (208 V.) (Power Rinse Tank).....	AR
18	00-949233-002-3	Heater - 11 kW Electric (380 V.) (Power Rinse Tank).....	AR
19	00-949233-002-4	Heater - 11 kW Electric (415 V.) (Power Rinse Tank).....	AR
20	00-949233-002-6	Heater - 11 kW Electric (600 V.) (Power Rinse Tank).....	AR
21	00-185700-00002	Heater - 10 kW Electric (240 V.) (Wash Tank).....	AR
22	00-185700-00003	Heater - 10 kW Electric (480 V.) (Wash Tank).....	AR
23	00-919786-002-1	Heater - 13 kW Electric (208 V.) (Wash Tank).....	AR
24	00-919786-002-2	Heater - 13 kW Electric (240 V.) (Wash Tank).....	AR
25	00-919786-002-3	Heater - 13 kW Electric (380 V.) (Wash Tank).....	AR
26	00-919786-002-4	Heater - 13 kW Electric (415 V.) (Wash Tank).....	AR
27	00-919786-002-5	Heater - 13 kW Electric (480 V.) (Wash Tank).....	AR
28	00-919786-002-6	Heater - 13 kW Electric (600 V.) (Wash Tank).....	AR



**STEAM TANK HEAT
(3/4 IN. INLET)
(WASH & POWER RINSE)**

**STEAM TANK HEAT
(3/4 IN. INLET)
(WASH & POWER RINSE)**

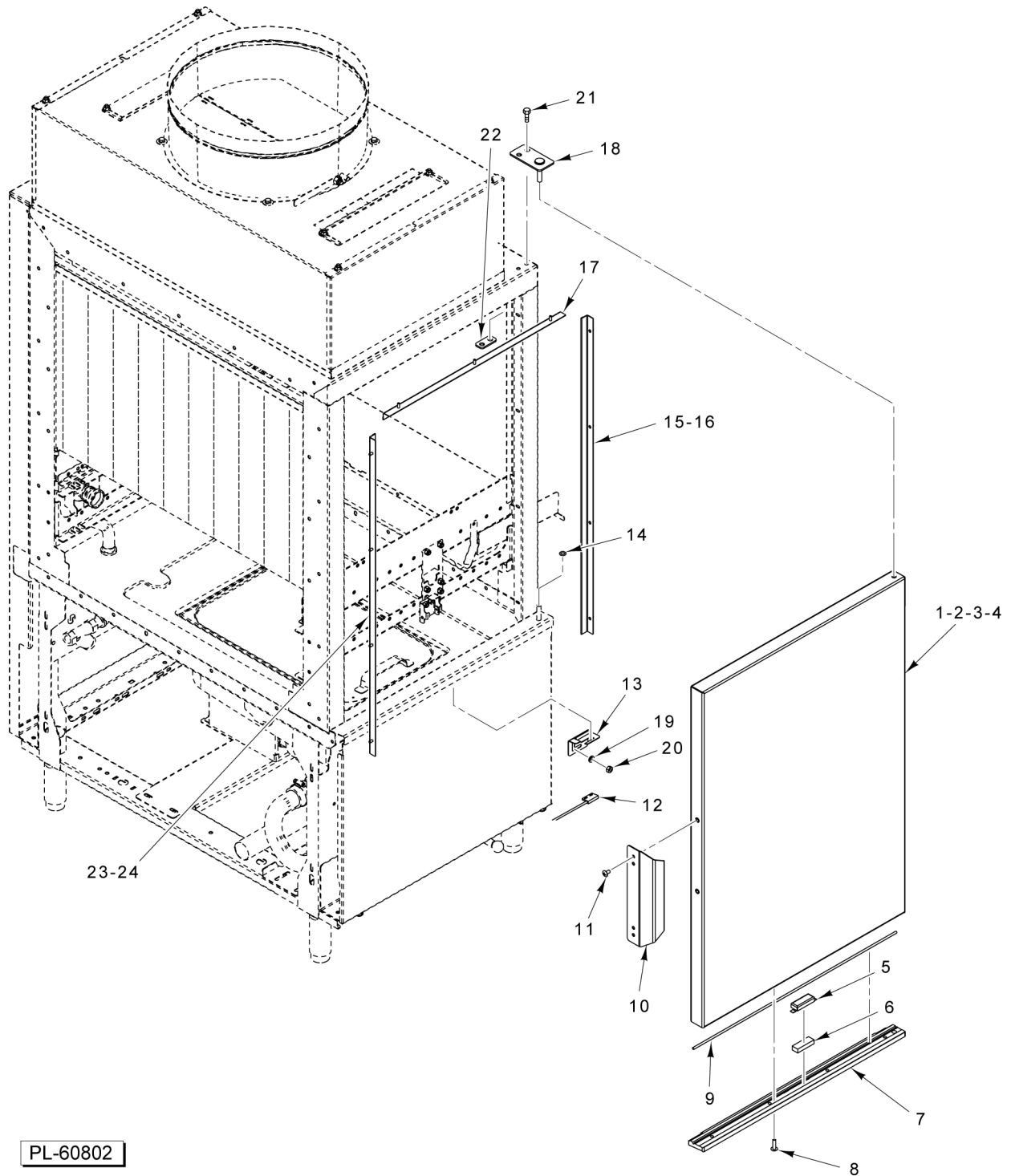
ILLUS. PL-60823	PART NO.	NAME OF PART	AMT.
1	00-948694	Coil - Steam (Wash/Power Rinse).....	1
2	WS-013-45	Washer.....	2
3	FP-053-09	Lock Nut 3/4 NPSL (SST).....	2
4	FP-022-17	Union 3/4 (Grd. Seat).....	3
5	FP-036-92	Pipe 3/4 x 1-3/8 TBE (Black).....	5
6	FP-013-22	Elbow Pipe 3/4 x 90 Deg.....	5
7	00-118317	Steam Trap (21-50 PSI).....	1
8	FP-026-34	Bushing 1-1/2 to 3/4 Inside Hex Reducing.....	1
9	00-186922	Strainer - Line (3/4 In.) (Brass) (Incls. Items 10, 11, & 12).....	1
10	00-186923	Plug - Branch.....	1
11	00-186924	Gasket - Branch Plug.....	1
12	00-186925	Screen - Line Strainer.....	1
13	FP-059-19	Pipe 3/4 x 1-1/2 TBE.....	2
14	FP-059-14	Pipe 3/4 x 4-1/2 TBE.....	1
15	FP-036-98	Pipe 3/4 x 10-1/4 TBE.....	1
16	00-749983	Valve - Steam (3/4 In.) (125 PSI) (Incls. Item 17).....	1
17	00-892038	Coil - Solenoid Valve (110-120 V.).....	1
18	00-892072	Kit - 3/4 In. Valve Service.....	1
19	FP-036-02	Pipe 3/4 x 2-1/2 TBE.....	1
20	00-067500-00019	O-Ring.....	2



**STEAM TANK HEAT
(1 IN. INLET)
(WASH & POWER RINSE)**

**STEAM TANK HEAT
(1 IN. INLET)
(WASH & POWER RINSE)**

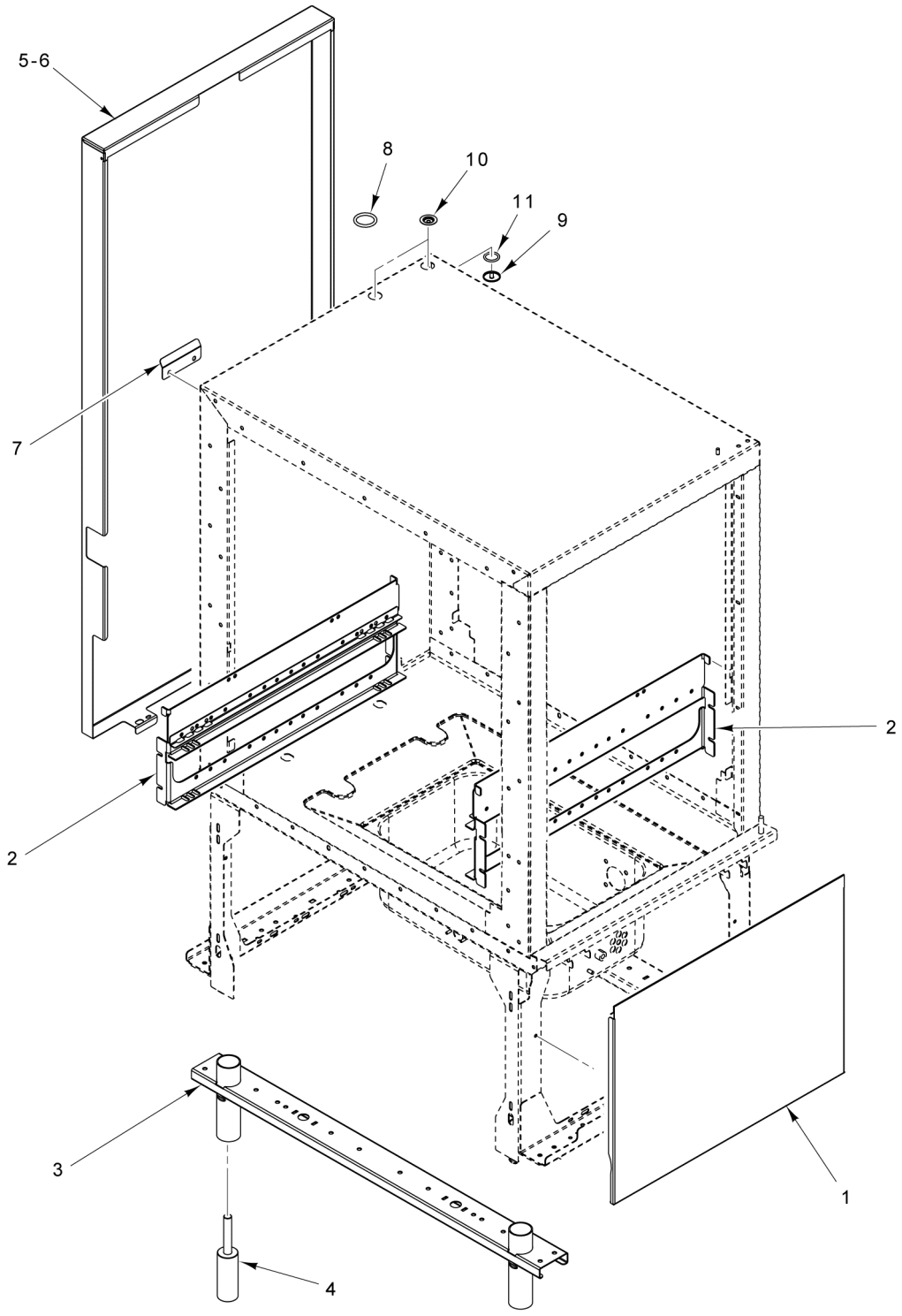
ILLUS.	PART NO.	NAME OF PART	AMT.
PL-60940			
1	00-948694	Coil - Steam (Wash/Power Rinse).....	1
2	00-067500-00019	O-Ring.....	2
3	WS-013-45	Washer.....	2
4	FP-053-09	Lock Nut 3/4 NPSL (SST).....	2
5	FP-022-17	Union 3/4 (Grd. Seat).....	1
6	FP-036-92	Pipe 3/4 x 1-3/8 TBE (Black).....	2
7	FP-013-22	Elbow Pipe 3/4 x 90 Deg.....	1
8	00-118317	Steam Trap (21-50 PSI).....	1
9	FP-026-26	Bushing 1 to 3/4	1
10	FP-022-23	Union - Pipe (1 In.).....	2
11	FP-059-50	Pipe 1 x 2 TBE.....	3
12	00-919172	Valve - Steam (1 In.) (Incls. Item 13).....	1
13	00-919174	Coil - Solenoid (1 In.).....	1
14	00-919176	Kit - Service Valve (1 In.).....	1
15	FP-036-17	Pipe 1 x 1-1/2 TBE.....	4
16	FP-013-27	Elbow - Pipe 1 x 90 Deg.....	4
17	00-748967	Stainer - Line (1 In.) (Incls. Items 18, 19, & 20).....	1
18	00-749172-00001	Cap.....	1
19	00-749172-00002	Plug.....	1
20	00-749172-00003	Screen (1 Line Strainer).....	1
21	FP-067-05	Pipe 1 x 10.....	1
22	FP-026-68	Bushing 1-1/2 to 1 In.....	1



**DOOR ASSEMBLY
(DUAL RINSE)**

**DOOR ASSEMBLY
(DUAL RINSE)**

ILLUS. PL-60802	PART NO.	NAME OF PART	AMT.
1	00-949074-00003	Door Assy. (Standard Height) (Incls. 3 & 5 thru 9).....	1
2	00-949074-00004	Door Assy. (6 In. Higher Than Standard) (Incls. 4 thru 9).....	1
3	00-949076-00003	Door Weldment (Standard Height).....	1
4	00-949076-00004	Door Weldment (6 In. Higher Than Standard).....	1
5	00-814895	Retainer - Magnet.....	1
6	00-290160	Magnet.....	1
7	00-949089-00002	Seal - Door (Bottom).....	1
8	SC-125-94	Mach. Screw 1/4-20 x 1 Phil. Truss Hd. (SST).....	4
9	00-949140-00003	Gasket - Door.....	1
10	00-948200	Handle - Door.....	1
11	SC-125-15	Mach. Screw 1/4-20 x 1/2 Phil. Truss Hd.....	2
12	00-473109-005-2	Switch - Interlock.....	1
13	00-948521	Bracket - Interlock Switch.....	1
14	00-067500-00004	O-Ring.....	1
15	00-950402-00001	Seal - Door (RH Side) (Standard Height).....	1
16	00-950402-00003	Seal - Door (RH Side) (6 In. Higher Than Standard).....	1
17	00-950401-00002	Seal - Door (Top).....	1
18	00-948533	Hinge Plate Assy.....	1
19	WL-006-17	Lockwasher 1/4 Helical (SST).....	2
20	NS-015-01	Nut 1/4-20 Hex (SST).....	2
21		Screw.....	2
22	00-950299	Bracket - Weldnut.....	1
23	00-950402-00002	Seal - Door (LH Side) (Standard Height).....	1
24	00-950402-00004	Seal - Door (LH Side) (6 In. Higher Than Standard).....	1

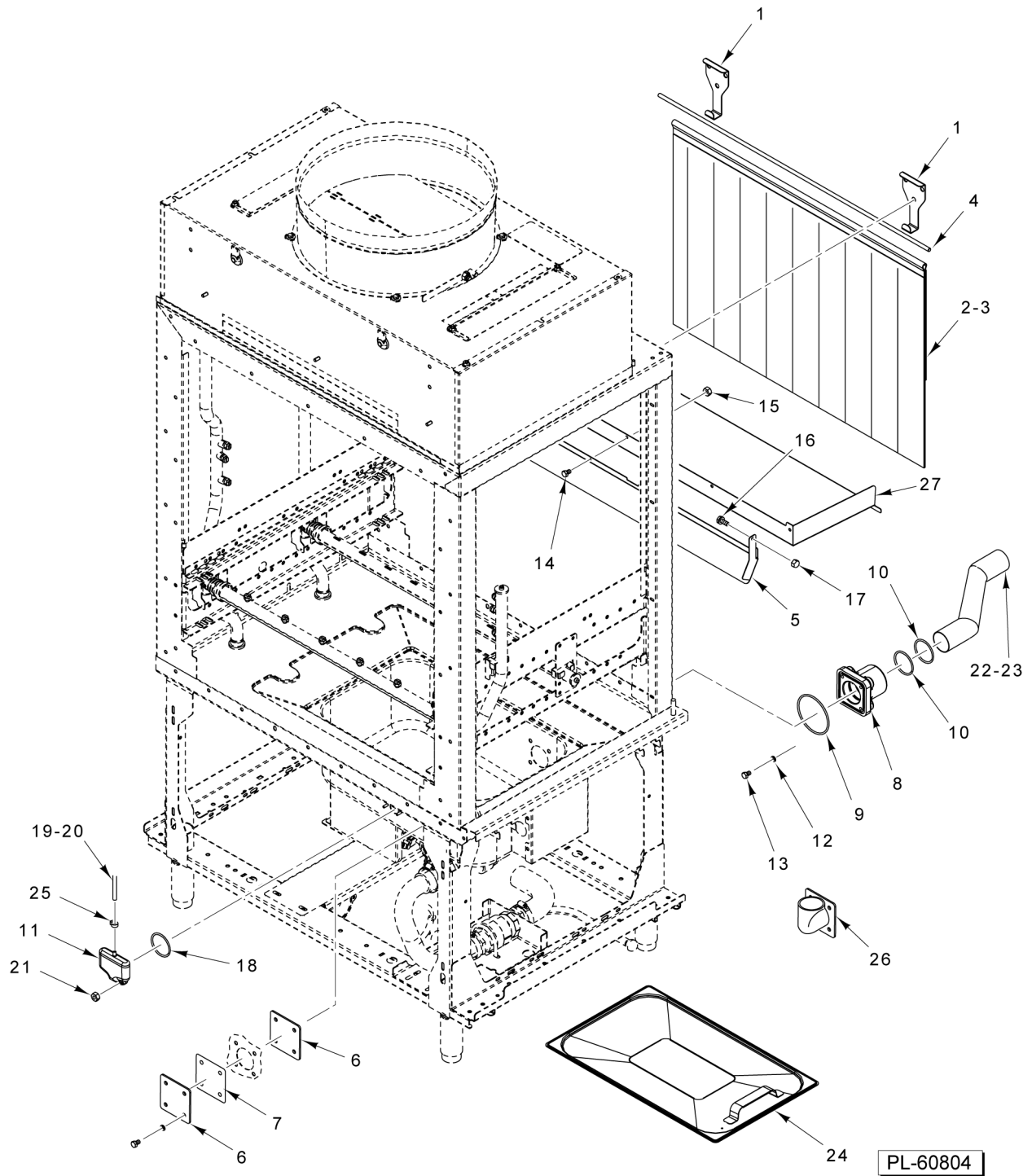


PL-60803

**PANELS AND TRACKS
(DUAL RINSE)**

**PANELS AND TRACKS
(DUAL RINSE)**

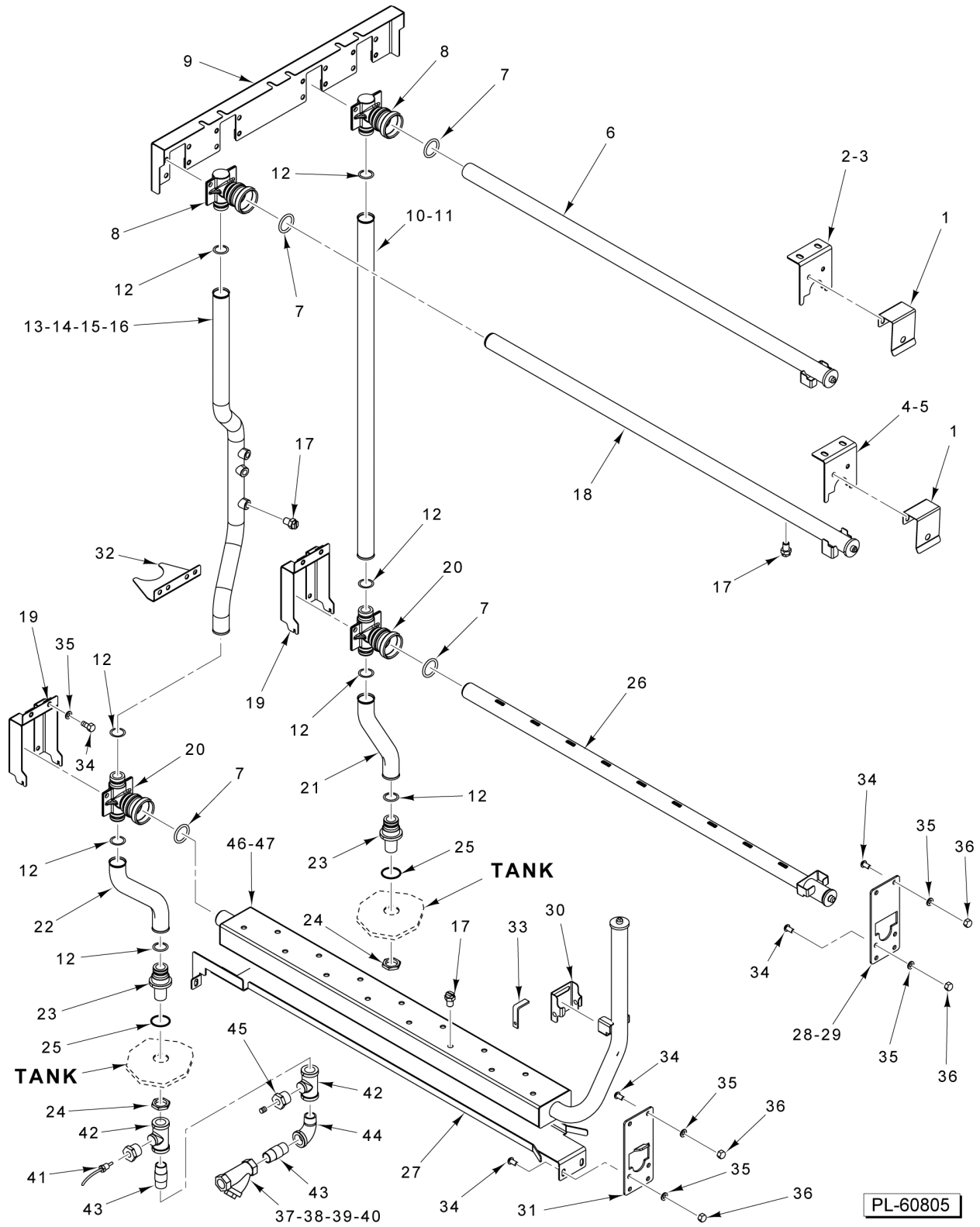
ILLUS.	PART NO.	NAME OF PART	AMT.
PL-60803			
1	00-948510-00001	Panel - Trim (Front).....	1
2	00-948309-00005	Track Assy. (Dual Rinse Section).....	2
3	00-948446-00002	Support - Frame (Incls. Item 4).....	1
4	00-948374	Foot Assy.....	4
5	00-949860-00005	Panel - Back (Standard Height).....	1
6	00-949860-00006	Panel - Back (6 In. High Than Standard).....	1
7	00-948472-00001	Bracket - Back Panel Support.....	1
8	00-949887	Seal.....	2
9	00-119244	Cap & Stud Assy.....	2
10	00-119254	Retainer - Cap & Stud.....	2
11	00-067500-00031	O-Ring.....	2



**WATER RECOVERY AND CONTAINMENT
(DUAL RINSE)**

**WATER RECOVERY AND CONTAINMENT
(DUAL RINSE)**

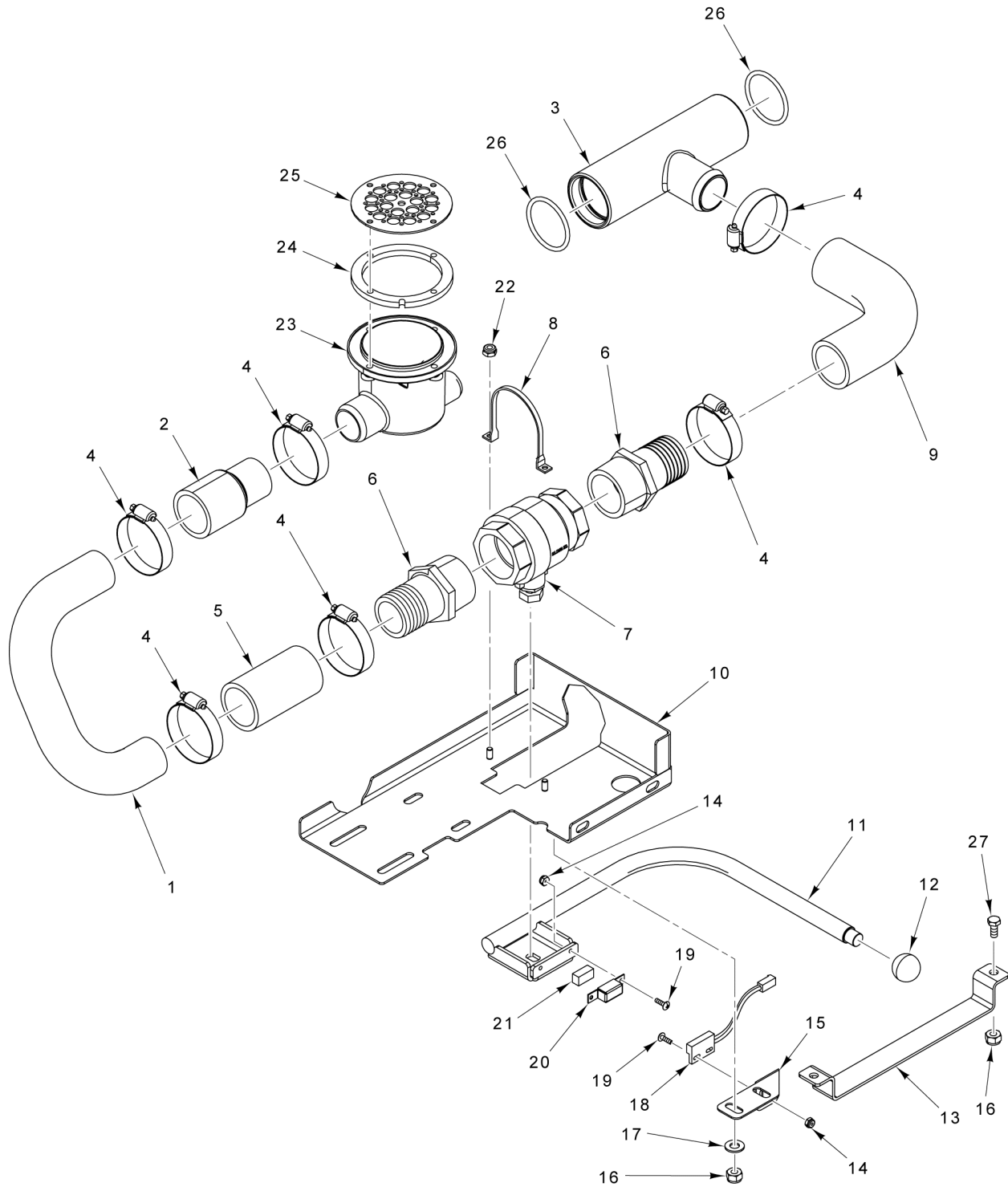
ILLUS. PL-60804	PART NO.	NAME OF PART	AMT.
1	00-948216-00001	Hanger - Curtain.....	2
2	00-948730	Curtain (Standard Height).....	1
3	00-948730-00002	Curtain (6 In. Higher Than Standard).....	1
4	00-120267-00004	Rod - Curtain (35-1/4 In.).....	1
5	00-947998-00002	Plate - Deflector.....	1
6	00-949357-00002	Plate - Flowback.....	2
7	00-476138	Gasket - Flow Back Plate.....	1
8	00-476130	Coupling - Pass-Thru (Flow Back Pipe) (2.031 Dia. thru Hole).....	1
9	OR-001-33	O-Ring.....	1
10	00-067500-00134	O-Ring.....	2
11	01-240076-00002	Trap - Air.....	1
12	WL-006-17	Lockwasher 1/4 Helical (SST).....	8
13	SC-041-09	Cap Screw 5/16-18 x 1/2 Hex Hd. (SST).....	8
14	SC-041-05	Cap Screw 1/4-20 x 5/8 Hex Hd. (SST).....	AR
15	NS-031-21	Stop Nut 1/4-20 Hex (SST).....	AR
16	SC-131-96	Screw.....	AR
17	NS-025-04	Crown Nut 1/4-20 (SST).....	AR
18	OR-001-21	O-Ring.....	1
19	00-949941-00010	Hose (L-R).....	1
20	00-949941-00011	Hose (R-L).....	1
21	NS-031-08	Stop Nut 8-32 Special (SST).....	2
22	00-949385-00002	Pipe - Weldment (Tube - Flowback) (L-R).....	1
23	00-949385-00003	Pipe - Weldment (Tube - Flowback) (R-L).....	1
24	00-948412-00010	Filter - Screen (Dual Rinse Section).....	1
25	00-113156-00001	Clamp - Spring Action Hose.....	1
26	00-949359-00001	Flowback Weldment.....	1
27	00-947999-00005	Pan - Deflector (9.85 In.).....	1



**RINSE ARMS AND MANIFOLDS
(DUAL RINSE)**

**RINSE ARMS AND MANIFOLDS
(DUAL RINSE)**

ILLUS. PL-60805	PART NO.	NAME OF PART	AMT.
1	00-948159-00001	Retainer - Rinse Arm.....	2
2	00-948158-00004	Bracket - Rinse Arm (Upper) (R-L).....	1
3	00-948158-00003	Bracket - Rinse Arm (Upper) (L-R).....	1
4	00-948158-00005	Bracket - Rinse Arm (Upper) (R-L).....	1
5	00-948158-00006	Bracket - Rinse Arm (Upper) (L-R).....	1
6	00-948051-00002	Arm - Rinse (Upper).....	1
7	00-067500-00031	O-Ring.....	4
8	00-948623-00002	Hub - Rinse.....	2
9	00-948152-00003	Bracket - Hub Rinse (Upper).....	1
10	00-948082-00003	Tube - Riser (Standard Height).....	1
11	00-948082-00004	Tube - Riser (6 In. Higher Than Standard).....	1
12	00-067500-00078	O-Ring.....	8
13	00-948565-00001	Tube - Final Rinse (Standard Height) (R-L).....	1
14	00-948565-00002	Tube - Final Rinse (6 In. Higher Than Standard) (R-L).....	1
15	00-948563-00001	Tube - Final Rinse (Standard Height) (L-R).....	1
16	00-948563-00002	Tube - Final Rinse (6 In. Higher Than Standard) (L-R).....	1
17	00-948496-00010	Nozzle.....	AR
18	00-948524-00002	Arm - Rinse (Upper).....	1
19	00-948162-00001	Bracket - Hub Rinse.....	2
20	00-948623-00001	Hub - Rinse (Lower).....	2
21	00-948036-00003	Tube - Offset (Lower) (Dual Rinse).....	1
22	00-948036-00002	Tube - Offset (Lower) (Final Rinse).....	1
23	00-948546-00001	Fitting - Barbed.....	2
24	FP-030-16	Lock Nut 1/2 Pipe (Brass).....	2
25	00-949432-00002	O-Ring.....	2
26	00-948051-00002	Arm - Rinse (Lower).....	1
27	00-949226-00002	Guide - Rinse Arm.....	1
28	00-948160-00004	Bracket - Lower Arm Support (Dual Rinse) (R-L).....	1
29	00-948160-00005	Bracket - Lower Arm Support (Dual Rinse) (L-R).....	1
30	00-948290-00001	Bracket - Latch.....	1
31	00-948307-00001	Bracket - Lower Arm Support.....	1
32	00-949960-00001	Lock - Rinse Arm (Lower).....	1
33	00-950626	Bracket - Hold Down.....	1
34	SC-131-96	Screw.....	AR
35	WL-006-17	Lockwasher 1/4 Helical (SST).....	AR
36	NS-047-82	Stop Nut 1/4-20 Hex (SST).....	AR
37	00-270258	Strainer - Line (1/2) (Brass) (Incls. Items 38, 39, & 40).....	1
38	00-270259	Plug - Branch.....	1
39	00-270260	Screen - Strainer (1/2 In.).....	1
40	00-270261	Gasket.....	1
41	00-328994	Probe Assy. - Rinse.....	1
42	FP-019-21	Tee - Pipe 1/2 x 1/2 x 1/2 (Brass).....	2
43	FP-040-47	Pipe 1/2 x 1-3/4 TBE (Brass).....	2
44	FP-015-17	Elbow - Pipe 1/2 x 90 Deg. (Brass).....	1
45	FP-027-06	Bushing - Pipe 1/2 To 1/8 (Brass).....	1
46	00-949220-00004	Arm - Rinse (R-L) (Lower).....	1
47	00-949220-00005	Arm - Rinse (L-R) (Lower).....	1

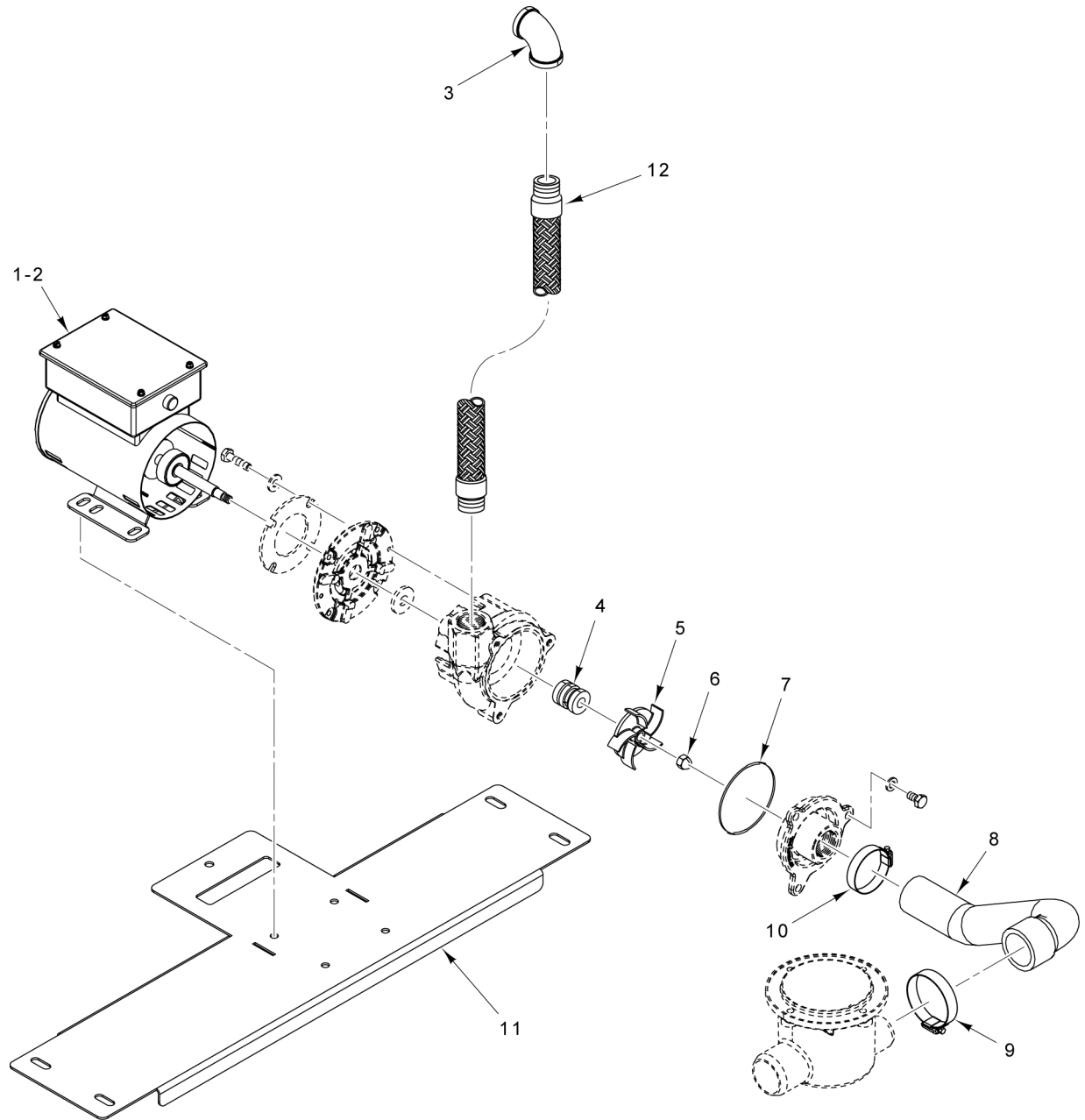


PL-60806

**TANK DRAIN ASSEMBLY
(DUAL RINSE)**

**TANK DRAIN ASSEMBLY
(DUAL RINSE)**

ILLUS. PL-60806	PART NO.	NAME OF PART	AMT.
1	00-949141-00002	Tube - Drain.....	1
2	00-950016	Hose - Adapter 1-1/2 to 1-3/4.....	1
3	00-970906	Tee - Drain.....	1
4	00-538412	Clamp - Hose.....	6
5	00-949132-00003	Hose - Drain (Straight).....	1
6	FP-091-66	Fitting - Hose Barb.....	2
7	00-949070	Valve Assy.....	1
8	00-974839	Clamp - Drain.....	1
9	00-949133	Hose - Drain (Elbow).....	1
10	00-948758	Bracket - Drain Valve.....	1
11	00-949162	Handle - Drain.....	1
12	00-949423	Knob.....	1
13	00-949158	Support - Drain Handle.....	1
14	NS-031-50	Stop Nut 6-32 Hex (SST).....	4
15	00-949161	Bracket - Drain Switch.....	1
16	NS-031-21	Stop Nut 1/4-20 Hex (SST).....	AR
17	WS-005-32	Washer (SST).....	AR
18	00-473109-005-2	Switch - Interlock.....	1
19	SC-066-03	Mach. Screw 6-32 x 1/2 Phil. Truss Hd.....	4
20	00-893111	Magnet - Mount.....	1
21	00-111941	Magnet.....	1
22	NS-047-82	Stop Nut 1/4-20 Hex (SST).....	2
23	00-323802-00001	Drain Body.....	1
24	00-948360	Gasket - Manifold.....	1
25	00-947920-00001	Plate - Strainer (Round).....	1
26	00-067500-00019	O-Ring.....	2
27	SC-041-05	Cap Screw 1/4-20 x 5/8 Hex Hd. (SST).....	2

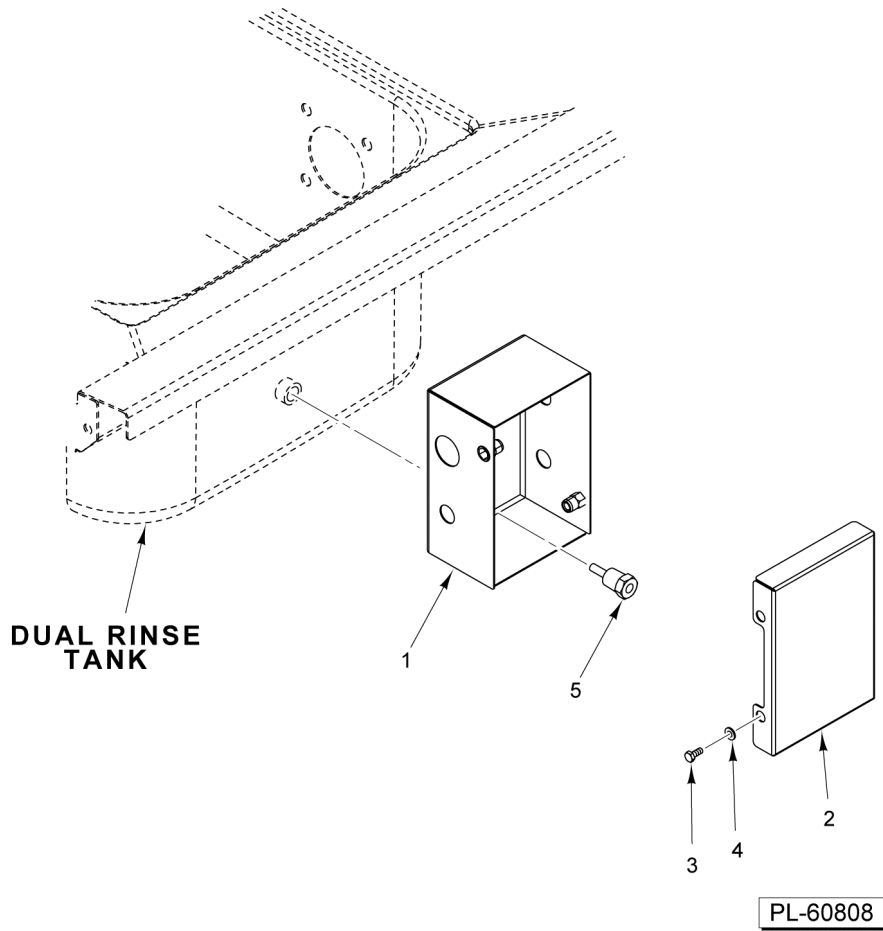


PL-60807

**PUMP ASSEMBLY
(DUAL RINSE)**

**PUMP ASSEMBLY
(DUAL RINSE)**

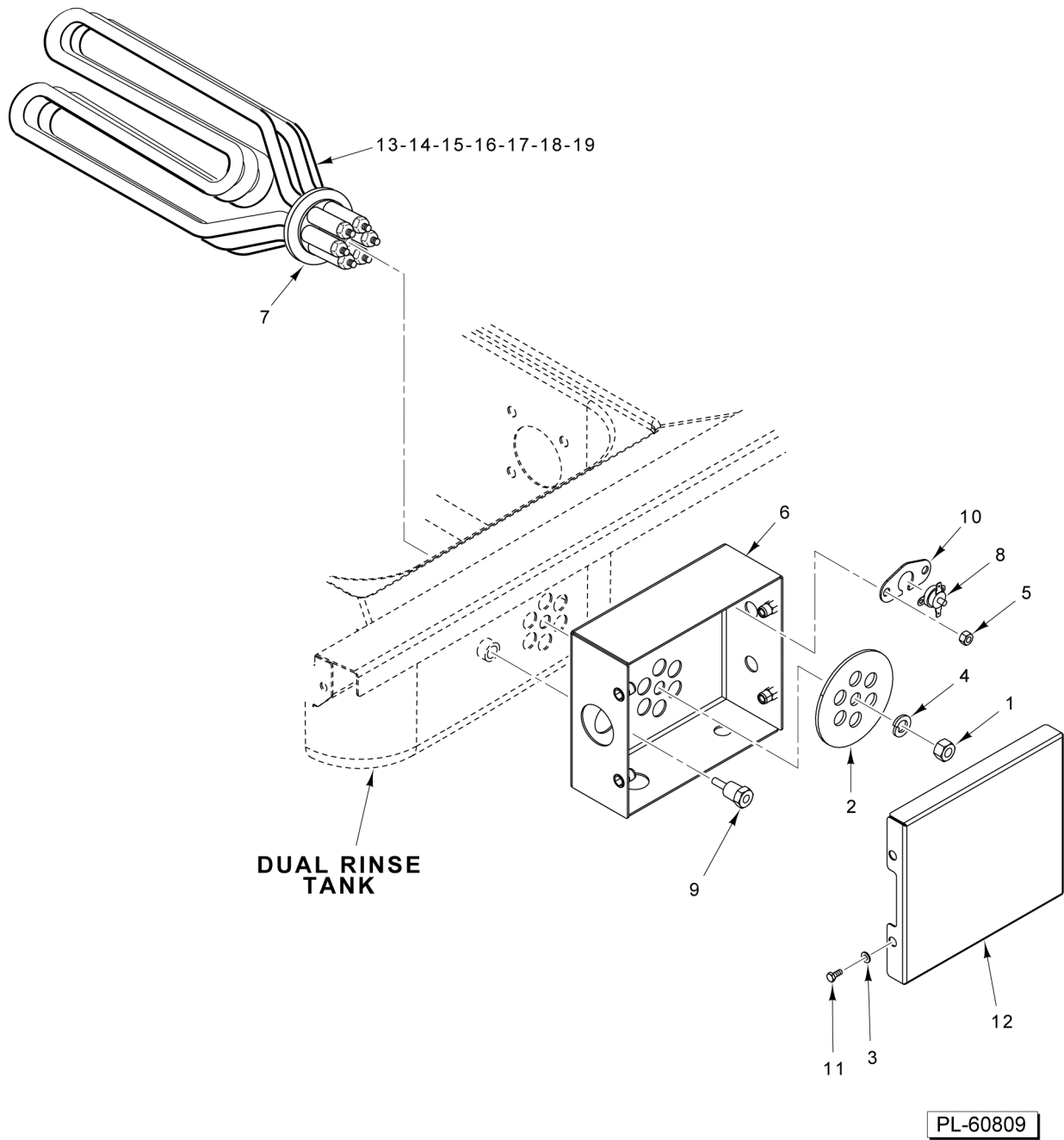
ILLUS.	PART NO.	NAME OF PART	AMT.
PL-60807			
1	00-918238-00007	Pump & Motor Assy. (230-460 V., 60 Hz., 3 Ph.) (Dual Rinse) (Incls. Items 4 thru 7)	1
2	00-918238-00008	Pump & Motor Assy. (575 V., 60 Hz., 3 Ph.) (Dual Rinse) (Incls. Items 4 thru 7)	1
3	FP-015-16	Elbow - Pipe 1/2 x 90 Deg. (Brass)	1
4	00-913175	Kit - Repair (Pump) (Incls. Seal, O-Ring, & Acorn Nut)	1
5	00-918258-00006	Impeller	1
6	00-913175	Kit - Repair (Pump) (Incls. Seal, O-Ring, & Acorn Nut)	1
7	00-913175	Kit - Repair (Pump) (Incls. Seal, O-Ring, & Acorn Nut)	1
8	00-950017	Hose - Elbow (Inlet)	1
9	00-538412	Clamp - Hose	1
10	00-521687	Clamp - Hose	1
11	00-949376	Bracket - Pump Support	1
12	00-918390-00006	Hose - Braided Water 1/2 x 22 In. (SST)	1



**THERMISTOR BOX
(STEAM ONLY)
(DUAL RINSE)**

**THERMISTOR BOX
(STEAM ONLY)
(DUAL RINSE)**

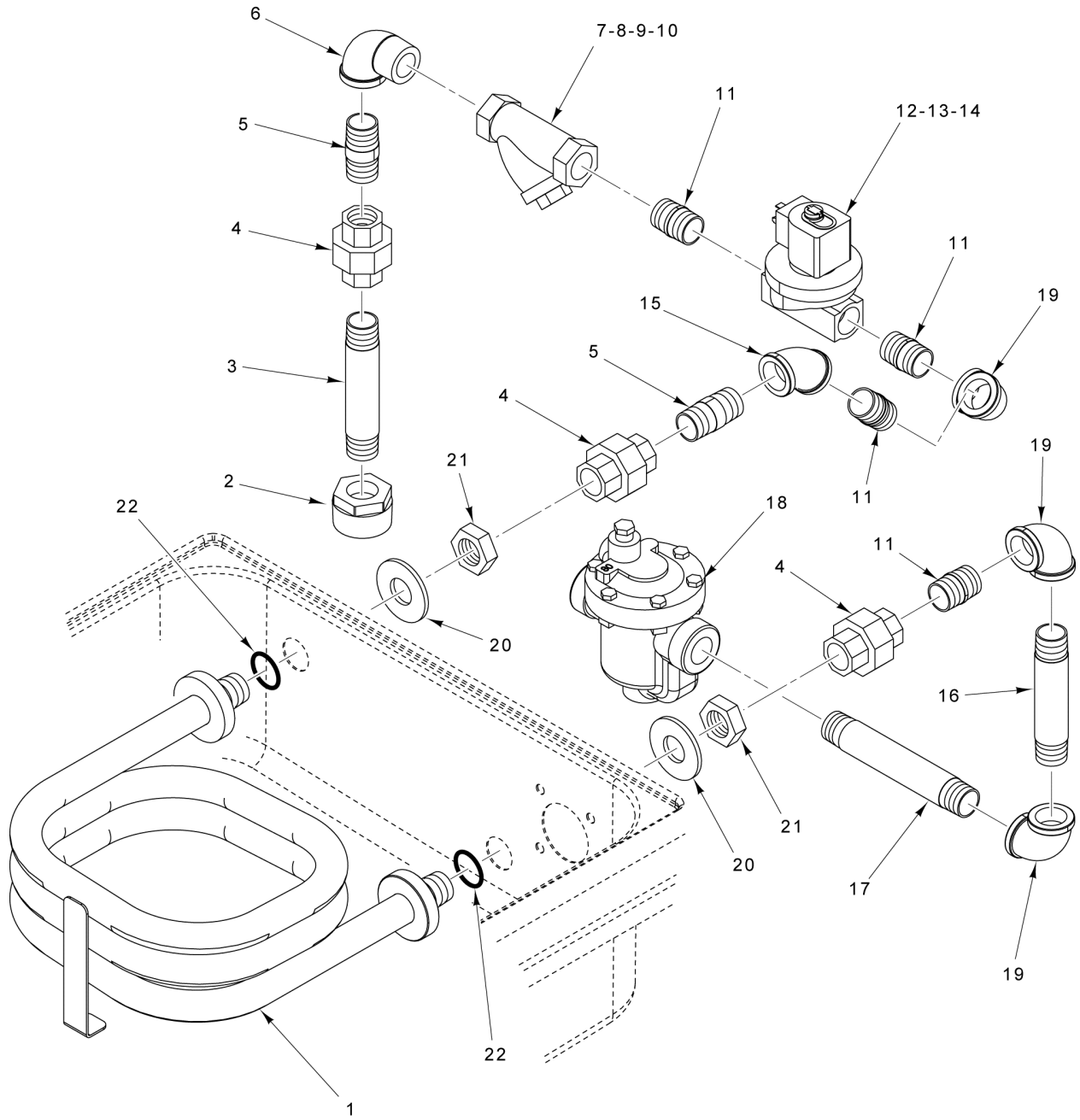
ILLUS.	PART NO.	NAME OF PART	AMT.
PL-60808			
1	00-949732	Box Assy.....	1
2	00-949735	Lid Assy.....	1
3	SC-041-05	Cap Screw 1/4-20 x 5/8 Hex Hd. (SST).....	4
4	WL-006-17	Lockwasher 1/4 Helical (SST).....	4
5	00-328994	Probe Assy. - Rinse.....	1



**ELECTRIC TANK HEAT
(DUAL RINSE)**

**ELECTRIC TANK HEAT
(DUAL RINSE)**

ILLUS. PL-60809	PART NO.	NAME OF PART	AMT.
1	NS-015-13	Nut 3/8-16 Hex (SST).....	1
2	00-949796	Plate - Electric Heat.....	1
3	WL-006-17	Lockwasher 1/4 Helical (SST).....	4
4	WL-006-27	Lockwasher 3/8 Helical (SST).....	1
5	NS-031-15	Stop Nut 10-24 Hex (SST).....	2
6	00-949370	Box Assy.....	1
7	00-067500-00034	O-Ring.....	1
8	00-294615-00001	Control - Temperature.....	2
9	00-328994	Probe Assy. - Rinse.....	1
10	00-475967	Bracket - High Limit.....	2
11	SC-041-05	Cap Screw 1/4-20 x 5/8 Hex Hd. (SST).....	4
12	00-949371	Lid Assy.....	1
13	00-185700-00004	Heater - 13 kW Electric (200 V.).....	1
14	00-919786-002-1	Heater - 13 kW Electric (208 V.).....	1
15	00-919786-002-2	Heater - 13 kW Electric (240 V.).....	1
16	00-919786-002-3	Heater - 13 kW Electric (380 V.).....	1
17	00-919786-002-4	Heater - 13 kW Electric (415 V.).....	1
18	00-919786-002-5	Heater - 13 kW Electric (480 V.).....	1
19	00-919786-002-6	Heater - 13 kW Electric (600 V.).....	1

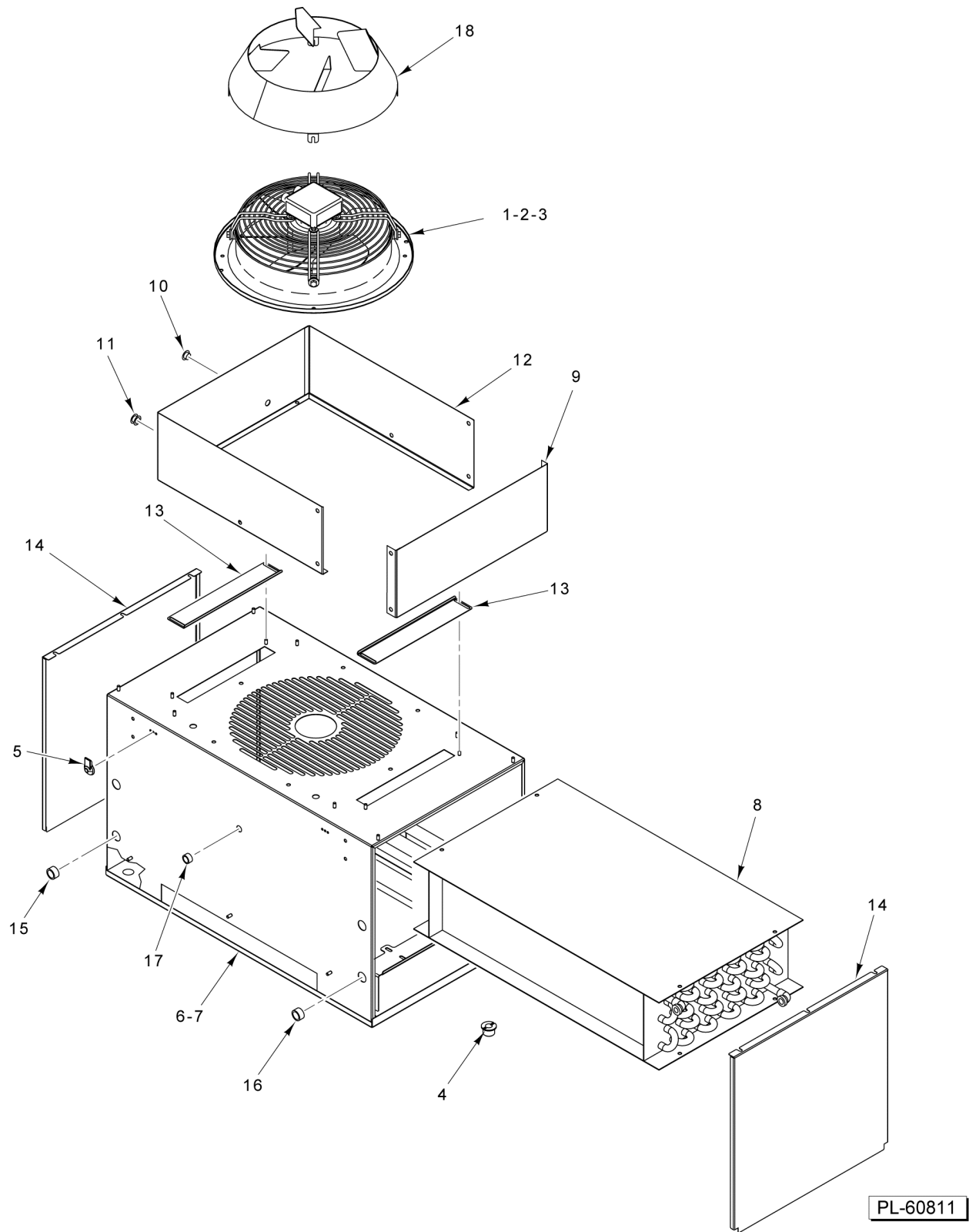


PL-60810

**STEAM TANK HEAT
(DUAL RINSE)**

**STEAM TANK HEAT
(DUAL RINSE)**

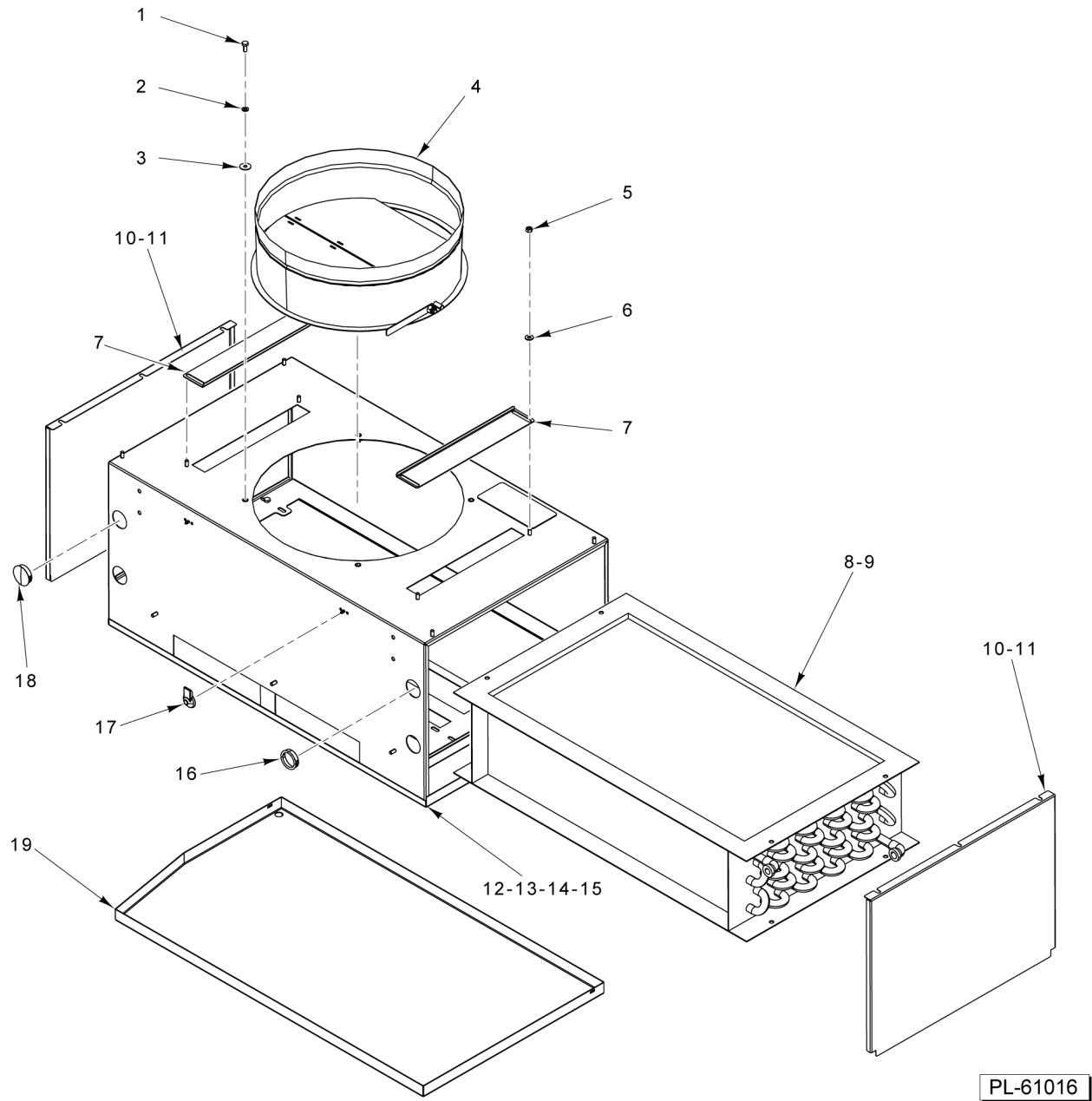
ILLUS.	PART NO.	NAME OF PART	AMT.
PL-60810			
1	00-948660	Steam Coil Assy.....	1
2	FP-026-34	Bushing 1-1/2 to 3/4 Inside Hex Reducing.....	1
3	FP-036-11	Pipe 3/4 x 5.....	1
4	FP-022-17	Union 3/4 (Grd. Seat).....	3
5	FP-036-95	Pipe 3/4 x 2 TBE.....	2
6	FP-078-86	Elbow - Street 3/4 x 90 Deg.....	1
7	00-186922	Strainer - Line (3/4 In.) (Brass) (Incls. Items 8, 9, & 10).....	1
8	00-186923	Plug - Branch.....	1
9	00-186924	Gasket - Branch Plug.....	1
10	00-186925	Screen - Line Strainer.....	1
11	FP-036-92	Pipe 3/4 x 1-3/8 TBE (Black).....	4
12	00-749983	Valve - Steam (3/4 In.) (125 PSI) (Incls. Item 13).....	1
13	00-892038	Coil - Solenoid Valve (110-120 V.).....	1
14	00-892072	Kit - 3/4 In. Valve Service.....	1
15	FP-013-20	Elbow 3/4 x 45 Deg.....	1
16	FP-036-10	Pipe 3/4 x 4-3/4 TBE.....	1
17	FP-059-65	Pipe 3/4 x 6 TBE.....	1
18	00-118317	Steam Trap (21-50 PSI).....	1
19	FP-013-22	Elbow Pipe 3/4 x 90 Deg.....	3
20	WS-013-45	Washer.....	2
21	FP-053-09	Lock Nut 3/4 NPSL (SST).....	2
22	00-067500-00019	O-Ring.....	2



**ENERGY RECOVERY
(DUAL RINSE)
(BEFORE S/N 271196063)**

**ENERGY RECOVERY
(DUAL RINSE)
(BEFORE S/N 271196063)**

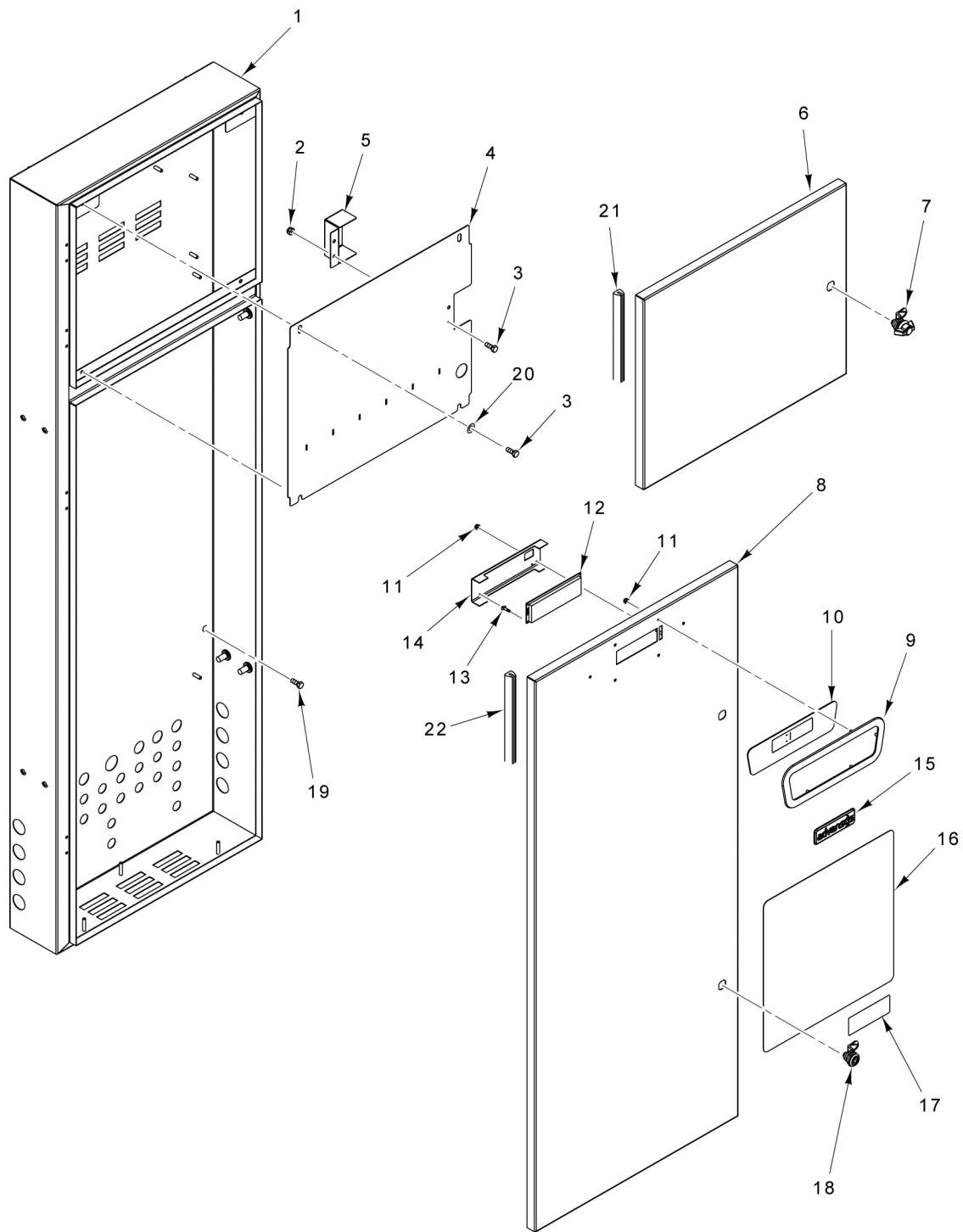
ILLUS. PL-60811	PART NO.	NAME OF PART	AMT.
1	00-950064-00001	Vent Fan Assy. (200-240 V., 50/60 Hz., 3 Ph.).....	1
2	00-950064-00002	Vent Fan Assy. (600 V., 60 Hz., 3 Ph.).....	1
3	00-950064-00003	Vent Fan Assy. (460 V., 60 Hz., 3 Ph.).....	1
4	00-949263-00001	Fitting - Pipe.....	1
5	00-948092	Retainer - Panel.....	2
6	00-948528-00003	Enclosure - Plenum (R-L).....	1
7	00-948528-00002	Enclosure - Plenum (L-R).....	1
8	00-948039-00002	Coil - Energy Recovery.....	1
9	00-950148	Stack - Vant Fan Cover.....	1
10	PB-005-11	Plug - Button.....	1
11	FE-024-43	Bushing - Split (Electrical).....	1
12	00-950147	Stack - Vent Fan Assy.....	1
13	00-948319-00001	Plate - Damper.....	2
14	00-948317-00001	Cover - Plenum.....	2
15	PB-005-11	Plug - Button.....	2
16	FE-024-43	Bushing - Split (Electrical).....	2
17	FE-027-07	Bushing.....	1
18	00-950397-00001	Adapter - Venting (16-3/4 In.).....	1



**ENERGY RECOVERY
(DUAL RINSE)
(STARTING S/N 271196063)**

**ENERGY RECOVERY
(DUAL RINSE)
(STARTING S/N 271196063)**

ILLUS. PL-61016	PART NO.	NAME OF PART	AMT.
1	SC-041-05	Cap Screw 1/4-20 x 5/8 Hex Hd. (SST).....	4
2	WL-006-17	Lockwasher 1/4 Helical (SST).....	4
3	WS-003-47	Washer (SST).....	4
4	00-974507	Duct - Damper.....	1
5	NS-015-01	Nut 1/4-20 Hex (SST).....	4
6	WS-017-06	Washer (SST).....	4
7	00-948319-00001	Plate - Damper.....	2
8	00-948039-00002	Coil - Energy Recovery.....	1
9	00-948039-00003	Coil - Energy Recovery.....	1
10	00-974767-00001	Cover - Plenum.....	2
11	00-974767-00002	Cover - Plenum.....	2
12	00-974505-00001	Enclosure - Plenum.....	1
13	00-974505-00002	Enclosure - Plenum.....	1
14	00-974505-00003	Enclosure - Plenum.....	1
15	00-974505-00004	Enclosure - Plenum.....	1
16	FE-025-65	Bushing - Electrical.....	2
17	00-948092	Retainer - Panel.....	2
18	PB-005-34	Plug.....	2
19	00-950568	Pan.....	1

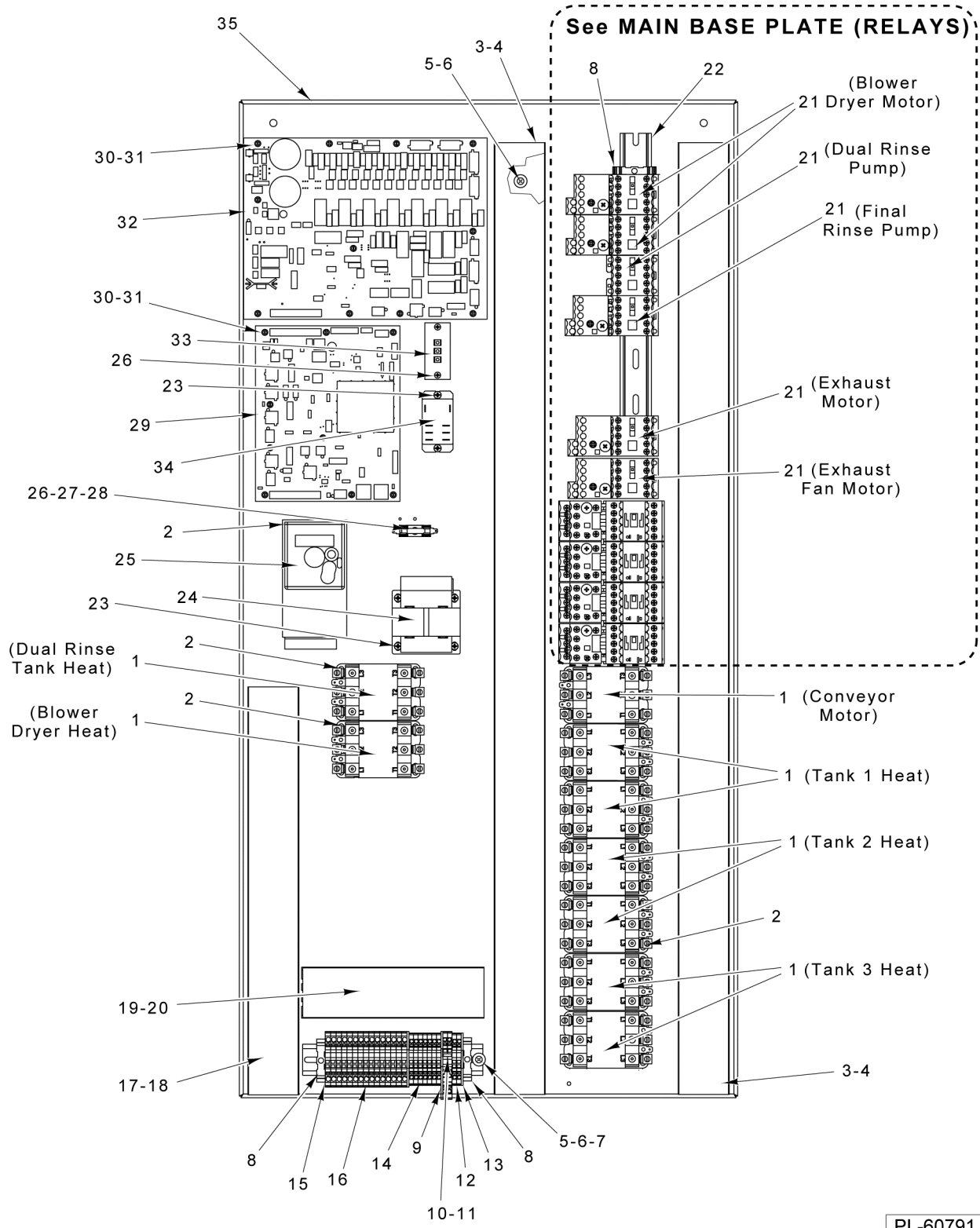


PL-60790

CONTROL BOX ASSEMBLY

CONTROL BOX ASSEMBLY

ILLUS.	PART NO.	NAME OF PART	AMT.
PL-60790			
1	00-949057	Box Assy. - Control.....	1
2	NS-031-21	Stop Nut 1/4-20 Hex (SST).....	2
3	SC-041-50	Cap Screw 1/4-20 x 1/2 Hex Hd. (SST).....	4
4	00-949170	Cover - Circuit Breaker.....	1
5	00-949412	Bracket - Latch.....	1
6	00-949186	Door - Control Box (Upper).....	1
7	00-949414	Latch - Wing Knob.....	1
8	00-949191	Door - Control Box (Lower).....	1
9	00-919232	Plate - Keypad Trim.....	1
10	00-948595	Keypad - Membrane.....	1
11	NS-031-15	Stop Nut 10-24 Hex (SST).....	11
12	00-949351	Display - Graphic.....	1
13	00-329056-00003	Standoff - Dual Locking.....	4
14	00-949210	Plate - Display Mounting.....	1
15	00-941420	Logo - Advansys.....	1
16	00-918418	Label - Instruction.....	1
17	00-438131-00032	Label - Warning.....	1
18	00-949413	Latch - Hex Key.....	2
19	SC-041-12	Cap Screw 5/16-18 x 7/8 Hex Hd. (SST).....	4
20	WS-017-06	Washer (SST).....	2
21	00-476871-00008	Gasket (Upper Door).....	1
22	00-476871-00009	Gasket (Lower Door).....	1

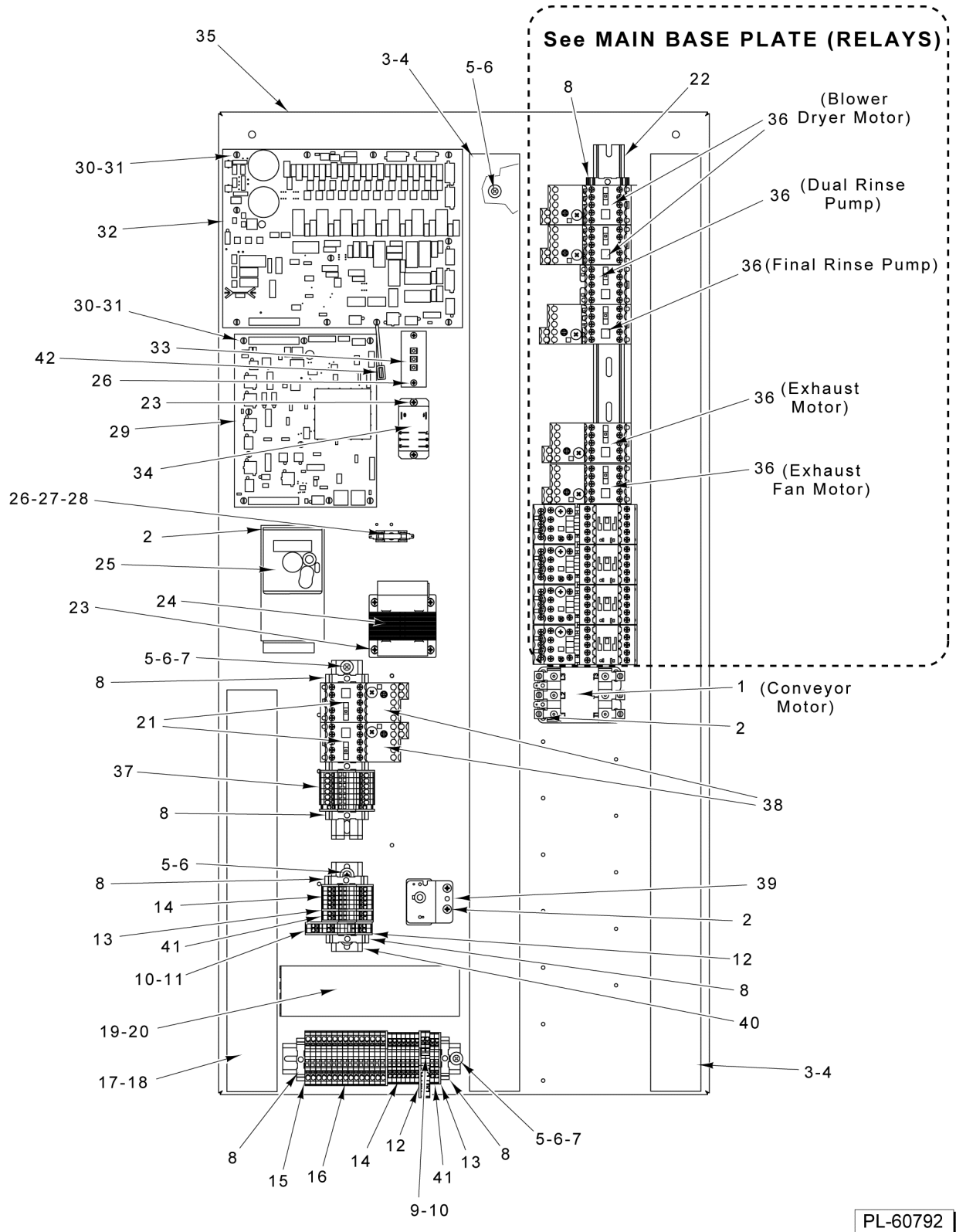


PL-60791

**MAIN BASE PLATE ASSEMBLY
(ELECTRIC HEAT)**

**MAIN BASE PLATE ASSEMBLY
(ELECTRIC HEAT)**

ILLUS. PL-60791	PART NO.	NAME OF PART	AMT.
1	00-918322	Contactor (40 Amp., 3-Pole).....	9
2	SD-008-25	Self-Tapping Screw 10-16 x 1/2 Phil. Pan Hd., Type B.....	AR
3	00-949917-00001	Cover - Wiring Duct (42 In.).....	2
4	00-949888-00004	Duct - Wiring (42 In.).....	2
5	SD-008-25	Self-Tapping Screw 10-16 x 1/2 Phil. Pan Hd., Type B.....	AR
6	WS-017-06	Washer (SST).....	AR
7	00-949145-00002	Rail - Din (8 In.).....	1
8	00-949805	Stop - End.....	3
9	00-949804-00003	Endplate - Terminal Block.....	1
10	00-949802-00001	Block - Terminal (Multi) (600 V, 10 Amp.).....	2
11	00-947687	Bridge - Terminal Block (2-Pole).....	1
12	00-949801-00002	Block - Terminal.....	2
13	00-949804-00001	Endplate - Terminal Block.....	1
14	00-949801-00001	Block - Terminal (Single Row) (600 V, 10 Amp.).....	7
15	00-949804-00002	Endplate - Terminal Block.....	1
16	00-949801-00003	Block - Terminal (Single Row) (600 V, 15 Amp.).....	15
17	00-949917-00002	Cover - Wiring Duct (18 In.).....	1
18	00-949888-00005	Duct - Wiring (18 In.).....	1
19	00-949917-00003	Cover - Wiring Duct (8 In.).....	1
20	00-949888-00006	Duct - Wiring (8 In.).....	1
21	00-948104	Contactor (8 Amp., 3-Pole).....	6
22	00-949145-00001	Rail - Din (22 In.).....	1
23	SD-008-18	Self-Tapping Screw 8-18 x 3/8 Phil. Bndg. Hd., Type B.....	6
24	00-949952	Transformer (100 VA, 25 V.).....	1
25	00-949906	Inverter - Frequency.....	1
26	SD-019-29	Self-Tapping Screw 6-20 x 1/2 Phil. Pan Hd., Type B.....	3
27	00-294436-00003	Block - Fuse.....	1
28	FE-025-72	Fuse (6.25 Amp.) (250 V.).....	1
29	00-949095	Board Assy. (Control).....	1
30	SC-115-26	Mach. Screw 6-32 x 5/16 Pan Hd.....	20
31	FE-027-08	Standoff.....	20
32	00-949096	Board Assy. (Relay).....	1
33	00-294325-00009	Terminal Board Assy.....	1
34	00-087714-046-1	Relay (2-Pole) (30 Amp.).....	1
35	00-948982	Plate - Main Base.....	1

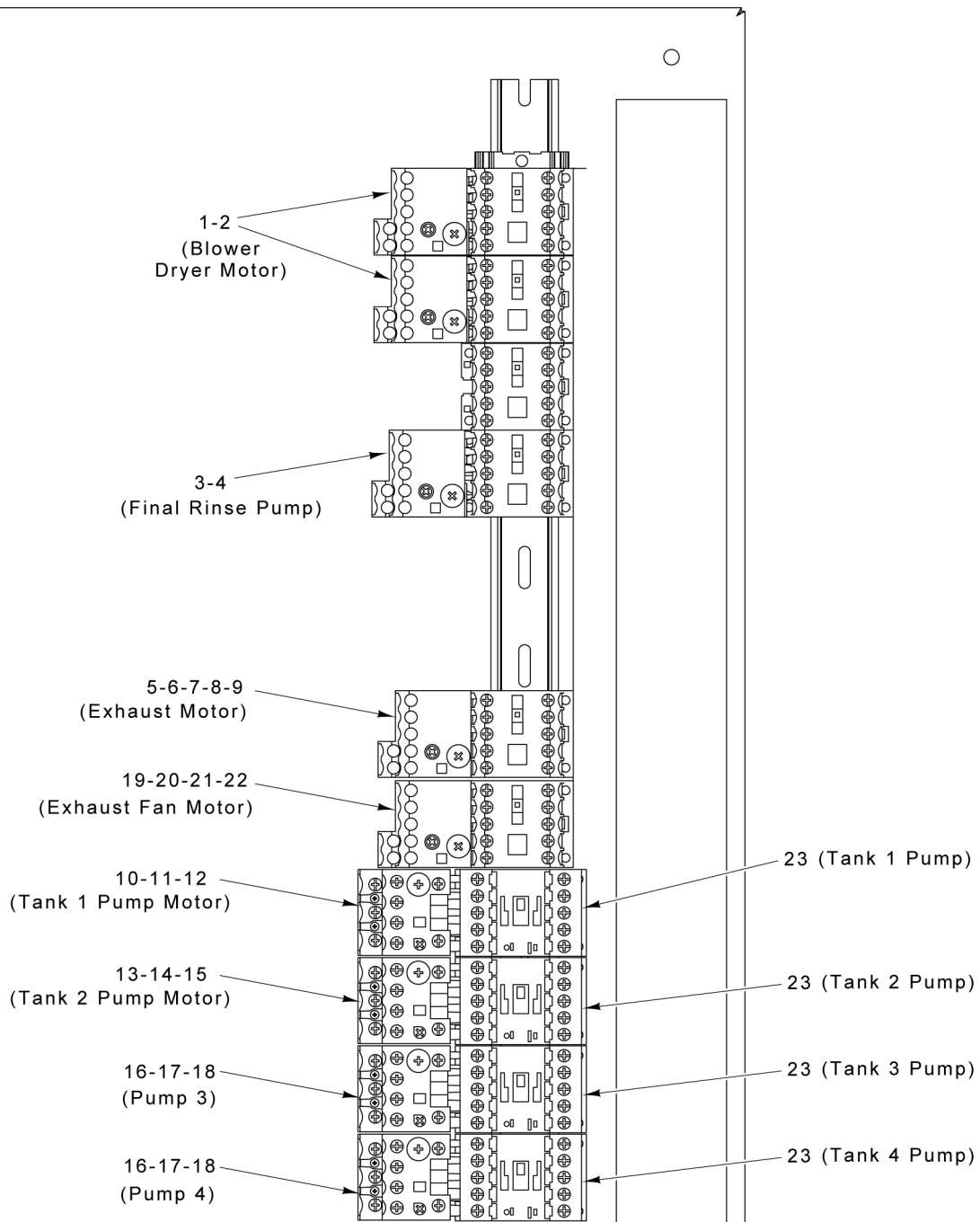


PL-60792

**MAIN BASE PLATE ASSEMBLY
(STEAM HEAT)**

**MAIN BASE PLATE ASSEMBLY
(STEAM HEAT)**

ILLUS. PL-60792	PART NO.	NAME OF PART	AMT.
1	00-918322	Contactora (40 Amp., 3-Pole).....	1
2	SD-008-25	Self-Tapping Screw 10-16 x 1/2 Phil. Pan Hd., Type B.....	AR
3	00-949917-00001	Cover - Wiring Duct (42 In.).....	2
4	00-949888-00004	Duct - Wiring (42 In.).....	2
5	SD-008-25	Self-Tapping Screw 10-16 x 1/2 Phil. Pan Hd., Type B.....	10
6	WS-017-06	Washer (SST).....	10
7	00-949145-00002	Rail - Din (8 In.).....	2
8	00-949805	Stop - End.....	10
9	00-947687	Bridge - Terminal Block (2-Pole).....	2
10	00-949802-00001	Block - Terminal (Multi) (600 V, 10 Amp.).....	6
11	00-947688	Bridge - Terminal Block (3-Pole).....	1
12	00-949804-00003	Endplate - Terminal Block.....	4
13	00-949804-00001	Endplate - Terminal Block.....	6
14	00-949801-00001	Block - Terminal (Single Row) (600 V, 10 Amp.).....	23
15	00-949804-00002	Endplate - Terminal Block.....	4
16	00-949801-00003	Block - Terminal (Single Row) (600 V, 15 Amp.).....	9
17	00-949917-00002	Cover - Wiring Duct (18 In.).....	1
18	00-949888-00005	Duct - Wiring (18 In.).....	1
19	00-949917-00003	Cover - Wiring Duct (8 In.).....	1
20	00-949888-00006	Duct - Wiring (8 In.).....	1
21	00-948104	Contactora (8 Amp., 3-Pole).....	2
22	00-949145-00001	Rail - Din (22 In.).....	1
23	SD-008-18	Self-Tapping Screw 8-18 x 3/8 Phil. Bndg. Hd., Type B.....	6
24	00-949952	Transformer (100 VA, 25 V.) (60 Hz.).....	1
25	00-949906	Inverter - Frequency.....	1
26	SD-019-29	Self-Tapping Screw 6-20 x 1/2 Phil. Pan Hd., Type B.....	3
27	00-294436-00003	Block - Fuse.....	1
28	FE-025-72	Fuse (6.25 Amp.) (250 V.).....	1
29	00-949095	Board Assy. (Control).....	1
30	SC-115-26	Mach. Screw 6-32 x 5/16 Pan Hd.....	20
31	FE-027-08	Standoff.....	20
32	00-949096	Board Assy. (Relay).....	1
33	00-294325-00009	Terminal Board Assy.....	1
34	00-087714-046-1	Relay (2-Pole) (30 Amp.) (Chemical Feeders).....	1
35	00-948982	Plate - Main Base.....	1
36	00-948104	Contactora (8 Amp., 3-Pole).....	7
37	00-950113-014-3	Terminal Block Assy.....	1
38		Overload - Relay.....	2
39	00-294681-031-4	Thermostat (Booster Heat).....	1
40	00-949145-00003	Rail - Din.....	1
41	00-949801-00002	Block - Terminal.....	5
42	00-950495	Cover (USB).....	1

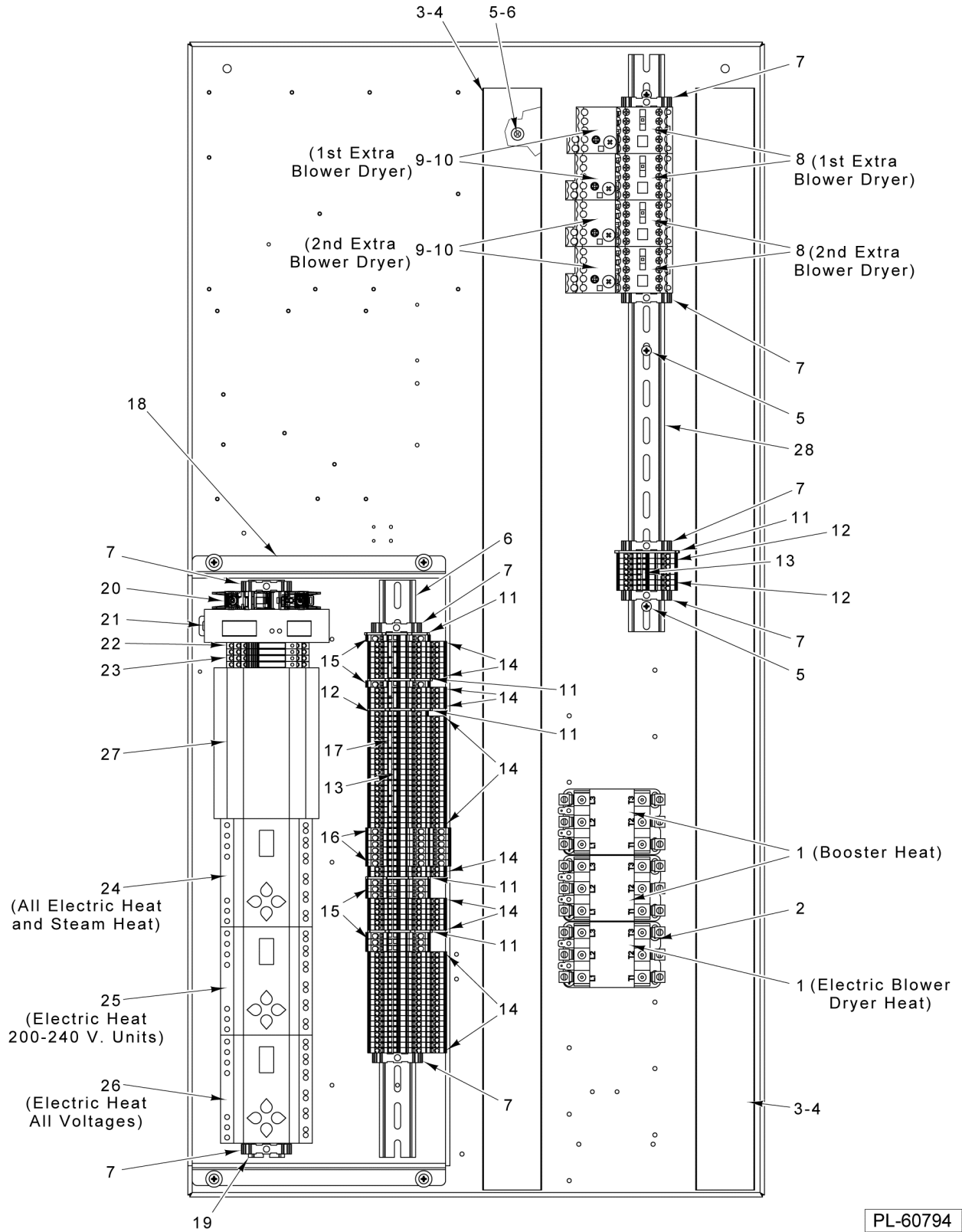


PL-60793

MAIN BASE PLATE (RELAYS)

MAIN BASE PLATE (RELAYS)

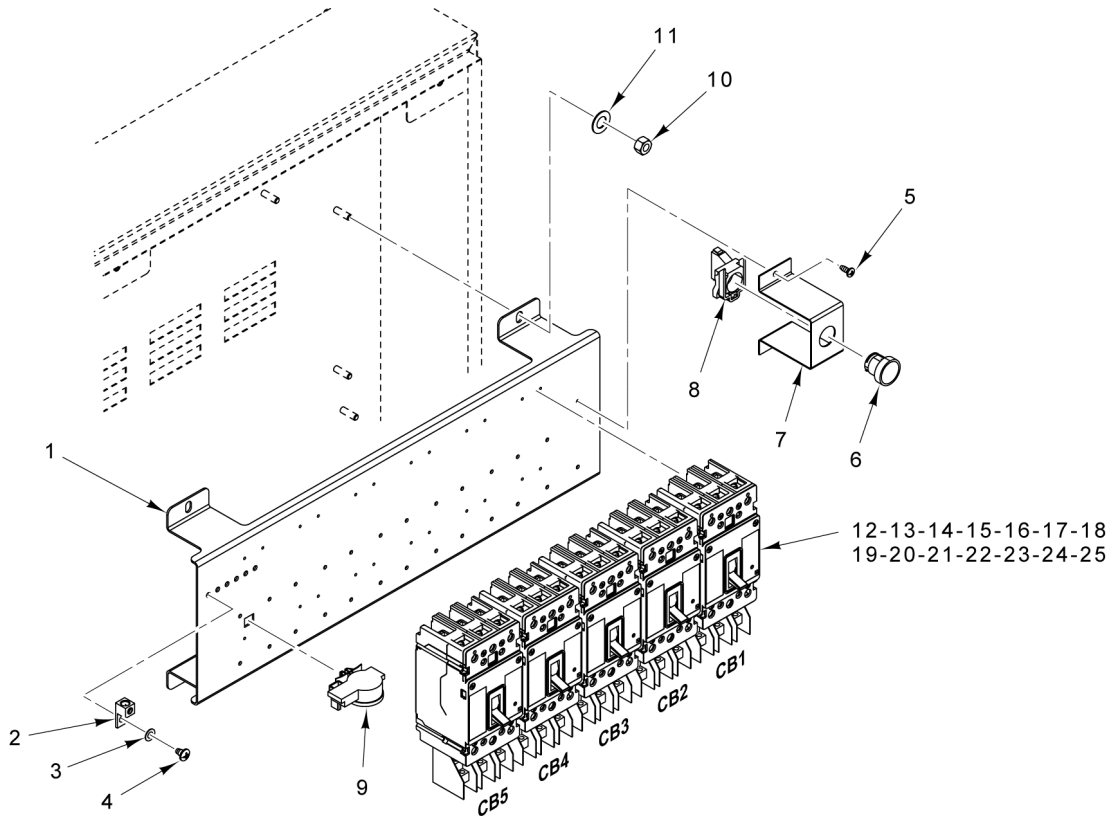
ILLUS.	PART NO.	NAME OF PART	AMT.
PL-60793			
1	00-948105-00004	Relay - Overload (380-600 V., 50/60 Hz.) (Blower Dryer).....	2
2	00-948105-00001	Relay - Overload (200-240 V., 50/60 Hz.) (Blower Dryer).....	2
3	00-948105-00001	Relay - Overload (200-240 V., 50/60 Hz.) (Final Rinse Pump).....	1
4	00-948105-00003	Relay - Overload (380-600 V., 50/60 Hz.) (Final Rinse Pump).....	1
5	00-948105-00003	Relay - Overload (208-240 V., 50/60 Hz.) (Exhaust Fan) (Electric).....	1
6	00-948105-00006	Relay - Overload (600 V., 60 Hz.) (Exhaust Fan) (Electric).....	1
7	00-948105-00007	Relay - Overload (380-480 V., 50/60 Hz.) (Exhaust Fan) (Electric).....	1
8	00-948105-00006	Relay - Overload (208-240 V., 50/60 Hz.) (Exhaust Fan) (Steam).....	1
9	00-948105-00005	Relay - Overload (380-600 V., 50/60 Hz.) (Exhaust Fan) (Steam).....	1
10	00-949362-00008	Relay - Overload (200-240 V., 50/60 Hz.) (Pump).....	1
11	00-949362-00007	Relay - Overload (380-480 V., 50/60 Hz.) (Pump).....	1
12	00-949362-00006	Relay - Overload (600 V., 60 Hz.) (Pump).....	1
13	00-949362-00007	Relay - Overload (600 V., 60 Hz.) (Pump).....	1
14	00-949362-00009	Relay - Overload (380-480 V., 50/60 Hz.) (Pump).....	1
15	00-949362-00010	Relay - Overload (208-240 V., 50/60 Hz.) (Pump).....	1
16	00-949362-00007	Relay - Overload (600 V., 60 Hz.) (Pump).....	2
17	00-949362-00009	Relay - Overload (380-480 V., 50/60 Hz.) (Pump).....	2
18	00-949362-00010	Relay - Overload (208-240 V., 50/60 Hz.) (Pump).....	2
19	00-948105-00003	Relay - Overload (208-240 V., 50/60 Hz.) (Exhaust Fan) (Electric).....	1
20	00-948105-00007	Relay - Overload (380-600 V., 50/60 Hz.) (Exhaust Fan) (Electric).....	1
21	00-948105-00005	Relay - Overload (380-600 V., 50/60 Hz.) (Exhaust Fan) (Steam).....	1
22	00-948105-00006	Relay - Overload (208-240 V., 50/60 Hz.) (Exhaust Fan) (Steam).....	1
23	00-949891	Contactactor.....	4



MAIN BASE PLATE ASSEMBLY (SIMBA)

MAIN BASE PLATE ASSEMBLY (SIMBA)

ILLUS.	PART NO.	NAME OF PART	AMT.
PL-60794			
1	00-918322	Contactor (40 Amp., 3-Pole).....	3
2	SD-008-25	Self-Tapping Screw 10-16 x 1/2 Phil. Pan Hd., Type B.....	AR
3	00-949917-00001	Cover - Wiring Duct (42 In.).....	2
4	00-949888-00001	Duct - Wiring (42 In.).....	2
5	SD-008-25	Self-Tapping Screw 10-16 x 1/2 Phil. Pan Hd., Type B.....	AR
6	WS-017-06	Washer (SST).....	AR
7	00-949805	Stop - End.....	10
8	00-948104	Contactor (8 Amp., 3-Pole).....	4
9	00-948105-00001	Relay - Overload (208-240 V., 60 Hz., 3 Ph.).....	2
10	00-948105-00004	Relay - Overload (480-600 V., 60 Hz., 3 Ph.).....	2
11	00-949804-00002	Endplate - Terminal Block.....	9
12	00-949801-00004	Block - Terminal.....	3
13	00-947687	Bridge - Terminal Block (2-Pole).....	2
14	00-949801-00001	Block - Terminal (Single Row) (600 V, 10 Amp.).....	64
15	00-949801-00003	Block - Terminal (Single Row) (600 V, 15 Amp.).....	8
16	00-949801-00002	Block - Terminal.....	6
17	00-947688	Bridge - Terminal Block (3-Pole).....	10
18	00-974004	Base.....	1
19	00-949145-00010	Rail - Din.....	1
20	00-950660-00001	Breaker - Circuit (6 Amp.).....	1
21	00-950660-00002	Power Supply (24 VDC) (2.5 Amp.).....	1
22	00-950660-00003	Relay (120 VAC) (6 Amp.).....	1
23	00-950660-00004	Relay (12 VDC) (6 Amp.).....	3
24	00-950660-00005	Emergy Pulse Meter (Electric & Steam Heat).....	1
25	00-950660-00005	Emergy Pulse Meter (Electric Heat) (200-240 V.).....	1
26	00-950660-00005	Emergy Pulse Meter (Electric Heat) (All Voltages).....	1
27		Controller.....	1
28	00-949145-00001	Rail - Din (22 In.).....	2

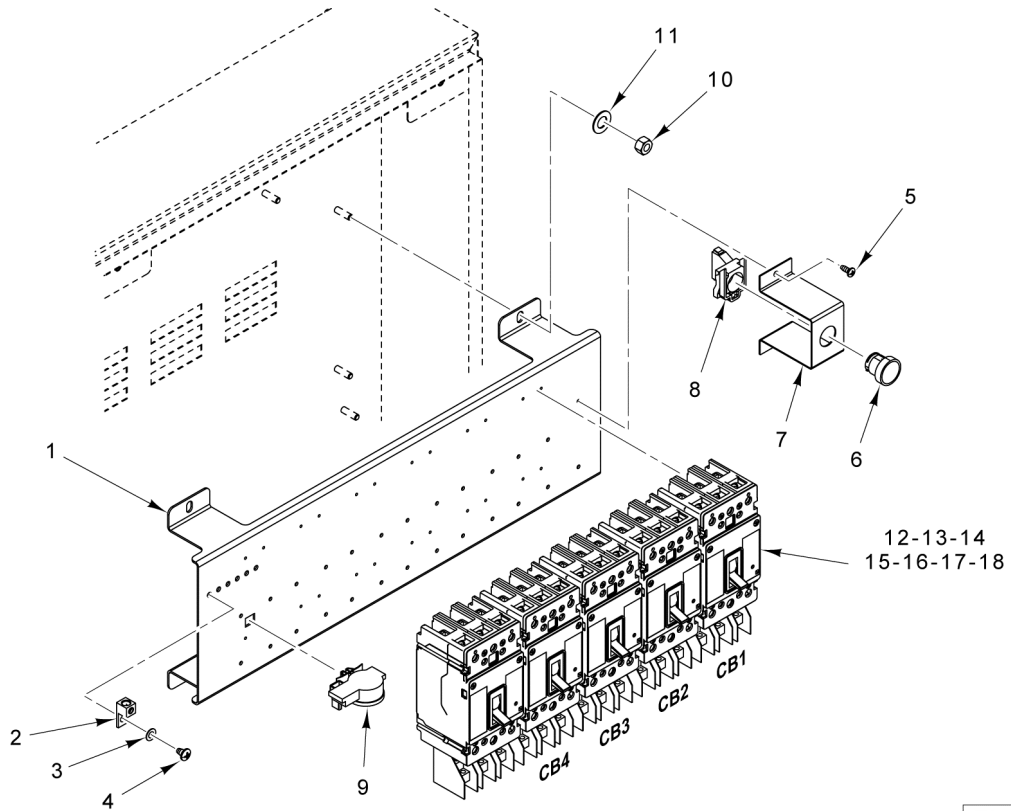


PL-60797

**CIRCUIT BREAKER BASE PLATE ASSEMBLY
(UNDER 600 V.)**

**CIRCUIT BREAKER BASE PLATE ASSEMBLY
(UNDER 600 V.)**

ILLUS. PL-60797	PART NO.	NAME OF PART	AMT.
1	00-948777	Plate - Circuit Breaker.....	1
2	00-118544-00002	Lug - Grounding.....	AR
3	WL-007-15	Lockwasher 1/4 External Shakeproof.....	1
4	SD-035-77	Self-Tapping Screw 1/4-20 x 3/8 Phil. Pan Hd., Type TT.....	AR
5	SD-008-25	Self-Tapping Screw 10-16 x 1/2 Phil. Pan Hd., Type B.....	2
6	00-892001	Button - Push (Flush) (Green).....	1
7	00-949865	Bracket - Switch.....	1
8	00-749986-00004	Block - Contact (Start).....	1
9	00-775866-00002	Sensor - Pressure.....	1
10	NS-031-21	Stop Nut 1/4-20 Hex (SST).....	4
11	WS-017-06	Washer (SST).....	4
12	00-919646-00001	Breaker - Circuit (15 Amp.).....	AR
13	00-919646-00002	Breaker - Circuit (20 Amp.).....	AR
14	00-919646-00003	Breaker - Circuit (25 Amp.).....	AR
15	00-919646-00004	Breaker - Circuit (30 Amp.).....	AR
16	00-919646-00005	Breaker - Circuit (35 Amp.).....	AR
17	00-919646-00006	Breaker - Circuit (40 Amp.).....	AR
18	00-919646-00007	Breaker - Circuit (45 Amp.).....	AR
19	00-919646-00008	Breaker - Circuit (50 Amp.).....	AR
20	00-919646-00009	Breaker - Circuit (60 Amp.).....	AR
21	00-919646-00010	Breaker - Circuit (70 Amp.).....	AR
22	00-919646-00011	Breaker - Circuit (80 Amp.).....	AR
23	00-919646-00012	Breaker - Circuit (90 Amp.).....	AR
24	00-919646-00013	Breaker - Circuit (100 Amp.).....	AR
25	00-919646-00014	Breaker - Circuit (125 Amp.).....	AR

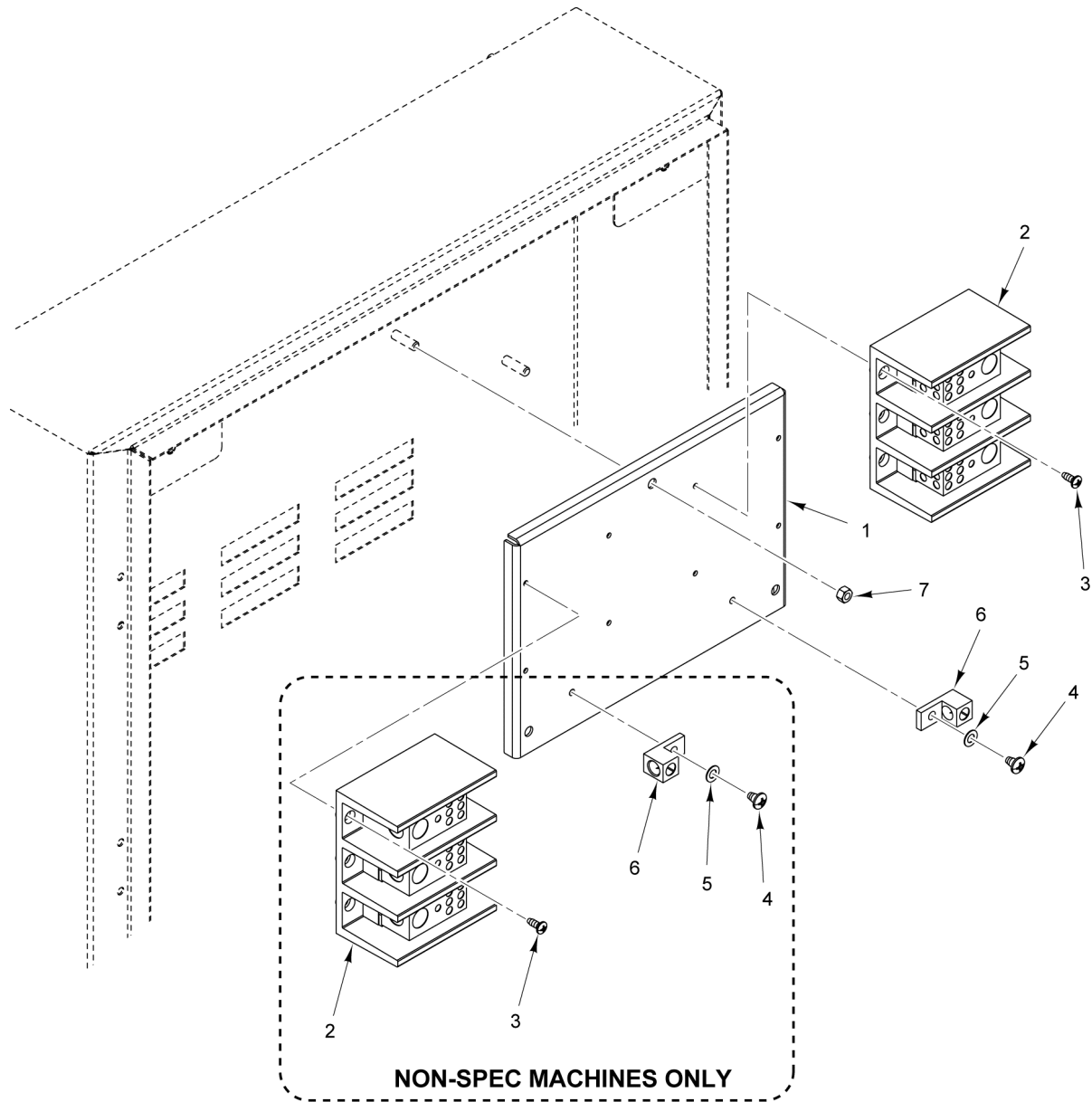


PL-60798

**CIRCUIT BREAKER BASE PLATE ASSEMBLY
(600 V.)**

**CIRCUIT BREAKER BASE PLATE ASSEMBLY
(600 V.)**

ILLUS.	PART NO.	NAME OF PART	AMT.
PL-60798			
1	00-948777	Plate - Circuit Breaker.....	1
2	00-118544-00002	Lug - Grounding.....	AR
3	WL-007-15	Lockwasher 1/4 External Shakeproof.....	1
4	SD-035-77	Self-Tapping Screw 1/4-20 x 3/8 Phil. Pan Hd., Type TT.....	AR
5	SD-008-25	Self-Tapping Screw 10-16 x 1/2 Phil. Pan Hd., Type B.....	2
6	00-892001	Button - Push (Flush) (Green).....	1
7	00-949865	Bracket - Switch.....	1
8	00-749986-00004	Block - Contact (Start).....	1
9	00-775866-00002	Sensor - Pressure.....	1
10	NS-031-21	Stop Nut 1/4-20 Hex (SST).....	4
11	WS-017-06	Washer (SST).....	4
12	00-936859-00001	Breaker - Circuit (15 Amp.).....	AR
13	00-936859-00002	Breaker - Circuit (20 Amp.).....	AR
14	00-936859-00003	Breaker - Circuit (25 Amp.).....	AR
15	00-936859-00004	Breaker - Circuit (30 Amp.).....	AR
16	00-936859-00005	Breaker - Circuit (35 Amp.).....	AR
17	00-936859-00006	Breaker - Circuit (40 Amp.).....	AR
18	00-936859-00007	Breaker - Circuit (45 Amp.).....	AR

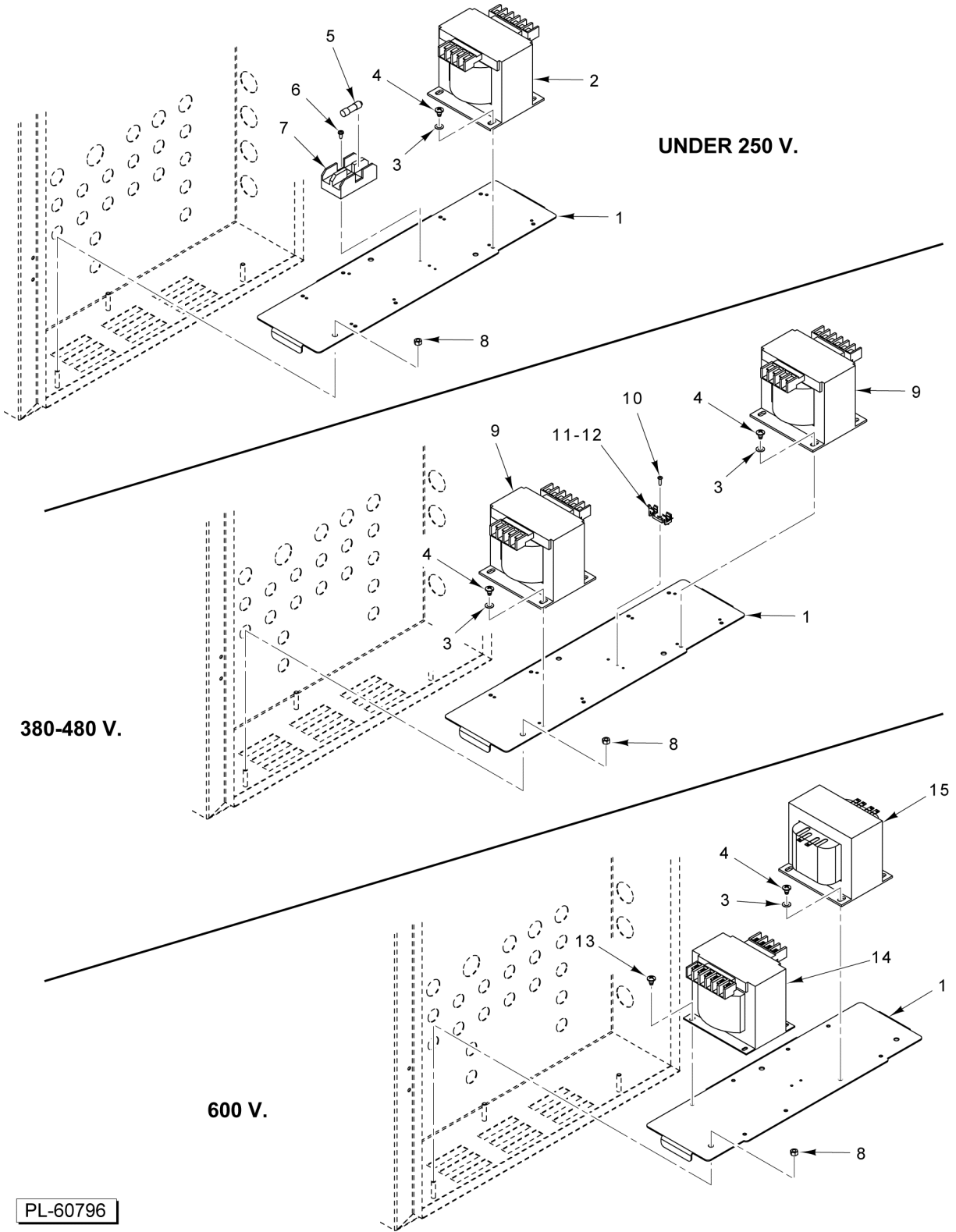


PL-60795

TERMINAL BLOCKS BASE PLATE ASSEMBLY

TERMINAL BLOCKS BASE PLATE ASSEMBLY

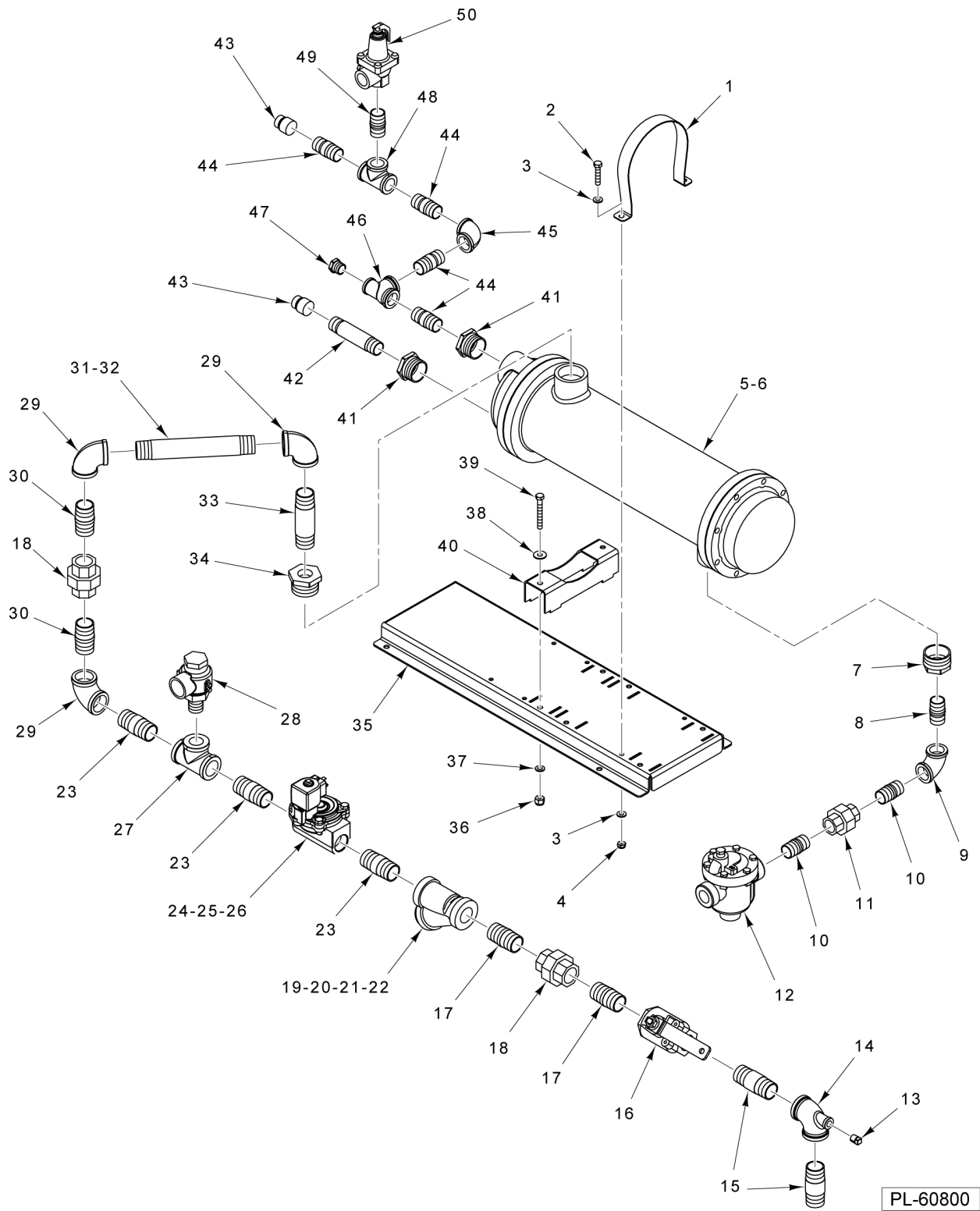
ILLUS.	PART NO.	NAME OF PART	AMT.
PL-60795			
1	00-949154	Plate - Terminal Block.....	1
2	00-122629	Block - Terminal.....	AR
3	SD-008-25	Self-Tapping Screw 10-16 x 1/2 Phil. Pan Hd., Type B.....	AR
4	SD-035-77	Self-Tapping Screw 1/4-20 x 3/8 Phil. Pan Hd., Type TT.....	AR
5	WL-007-15	Lockwasher 1/4 External Shakeproof.....	AR
6	00-118544-00003	Lug - Solderless.....	AR
7	NS-031-21	Stop Nut 1/4-20 Hex (SST).....	AR



TRANSFORMER BASE PLATE ASSEMBLY

TRANSFORMER BASE PLATE ASSEMBLY

ILLUS.	PART NO.	NAME OF PART	AMT.
PL-60796			
1	00-949181	Plate - Transformer.....	1
2	00-294500-00035	Transformer (500 VA, 50/60 Hz.).....	1
3	WL-007-15	Lockwasher 1/4 External Shakeproof.....	AR
4	SD-035-77	Self-Tapping Screw 1/4-20 x 3/8 Phil. Pan Hd., Type TT.....	AR
5	FE-025-24	Fuse (15 Amp.).....	2
6	SD-008-18	Self-Tapping Screw 8-18 x 3/8 Phil. Bndg. Hd., Type B.....	2
7	00-855028-00001	Block - Fuse.....	1
8	NS-031-21	Stop Nut 1/4-20 Hex (SST).....	3
9	00-294500-00035	Transformer (500 VA, 50/60 Hz.).....	2
10	SD-019-29	Self-Tapping Screw 6-20 x 1/2 Phil. Pan Hd., Type B.....	1
11	00-294436-00003	Block - Fuse.....	1
12	FE-017-03	Fuse (2 Amp.) Slo-Blo.....	1
13	SD-008-25	Self-Tapping Screw 10-16 x 1/2 Phil. Pan Hd., Type B.....	4
14	00-294500-00038	Transformer 500 VA (600 V.).....	1
15	00-294500-024-6	Transformer (600 V, 500 VA).....	1



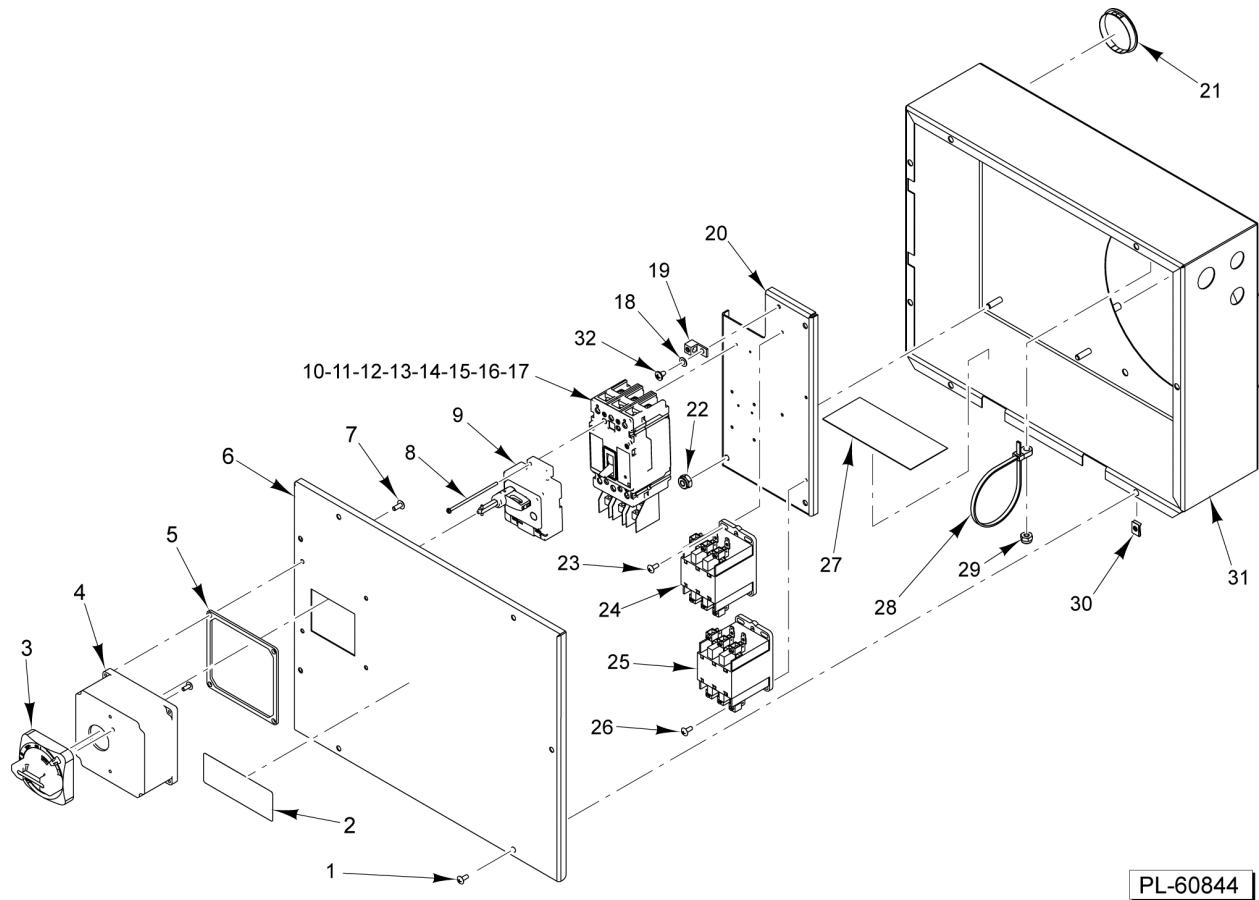
STEAM BOOSTER

STEAM BOOSTER

ILLUS.	PART NO.	NAME OF PART	AMT.
PL-60800			
1	00-749585-00003	Strap - Booster.....	2
2	SC-041-06	Cap Screw 1/4-20 x 1-1/4 Hex Hd.....	4
3	WS-017-06	Washer (SST).....	8
4	NS-031-21	Stop Nut 1/4-20 Hex (SST).....	4
5	00-081987-00001	Heater - Thrush Water #150-1.....	1
6	00-081987-00003	Heater - Thrush Water #120.....	1
7	FP-026-34	Bushing 1-1/2 to 3/4 Inside Hex Reducing.....	1
8	FP-036-02	Pipe 3/4 x 2-1/2 TBE.....	1
9	FP-013-22	Elbow Pipe 3/4 x 90 Deg.....	1
10	FP-036-92	Pipe 3/4 x 1-3/8 TBE (Black).....	2
11	FP-022-17	Union 3/4 (Grd. Seat).....	1
12	00-118317	Steam Trap (21-50 PSI).....	1
13	FP-028-06	Pipe Plug 1/4 Sq. Hd.....	1
14	FP-019-81	Tee - Pipe 1 x 1/4 x 1.....	1
15	FP-036-19	Pipe 1 x 3.....	2
16	00-892149	Valve 1 In. Ball.....	1
17	FP-059-41	Pipe 1 x 1-3/4 TBE.....	2
18	FP-022-23	Union - Pipe (1 In.).....	2
19	00-748967	Stainer - Line (1 In.) (Incls. Items 20, 21, & 22).....	1
20	00-749172-00001	Cap.....	1
21	00-748172-00002	Plug.....	1
22	00-748172-00003	Screen.....	1
23	FP-059-32	Pipe 1 x 2-1/2 TBE.....	3
24	00-919172	Valve - Steam (1 In.) (Incls. Item 25).....	1
25	00-919174	Coil - Solenoid (1 In.).....	1
26	00-919176	Kit - Service Valve (1 In.).....	1
27	FP-019-42	Tee - Pipe 1 x 1 x 3/4.....	1
28	00-065281	Valve 3/4 Safety.....	1
29	FP-013-27	Elbow - Pipe 1 x 90 Deg.....	3
30	FP-059-50	Pipe 1 x 2 TBE.....	2
31	FP-085-58	Pipe 1 x 8 (150 Booster).....	1
32	FP-067-05	Pipe 1 x 10 (120 Booster).....	1
33	FP-036-22	Pipe 1 x 4.....	1
34	FP-026-68	Bushing 1-1/2 to 1 In.....	1
35	00-949388	Support - Booster.....	1
36	NS-031-29	Stop Nut 5/16-18 Hex (SST).....	4
37	WS-017-08	Washer (0.328 x 0.625 x 0.062) (SST).....	4
38	WS-017-01	Washer 0.328 x 0.875 x 0.062 (SST).....	4
39	SC-041-62	Cap Screw 5/16-18 x 2-1/2 Hex Hd. (SST).....	4
40	00-949389	Bracket - Booster Support.....	2
41	FP-027-41	Bushing 1-1/4 to 3/4 Outside Hex Reducing.....	2
42	FP-042-06	Pipe 3/4 x 7-1/2 (Brass).....	1
43	FP-077-63	Coupling - Reducing 3/4 x 1/2 (Brass).....	2
44	FP-041-54	Pipe 3/4 x 2 (Brass).....	4
45	FP-015-23	Elbow 3/4 x 90 Deg. (Brass).....	1
46	FP-019-35	Tee - Pipe 3/4 x 1/2 x 3/4.....	1
47	FP-027-13	Bushing - Pipe 1/2 to 3/8 (Brass).....	1
48	FP-019-28	Tee - Pipe 3/4 x 3/4 x 3/4 (Brass).....	1
49	FP-041-50	Pipe 3/4 x 1-3/8 TBE (Brass).....	1
50	00-082010	Valve - Safety Relief (3/4 In.).....	1

ELECTRIC BOOSTER

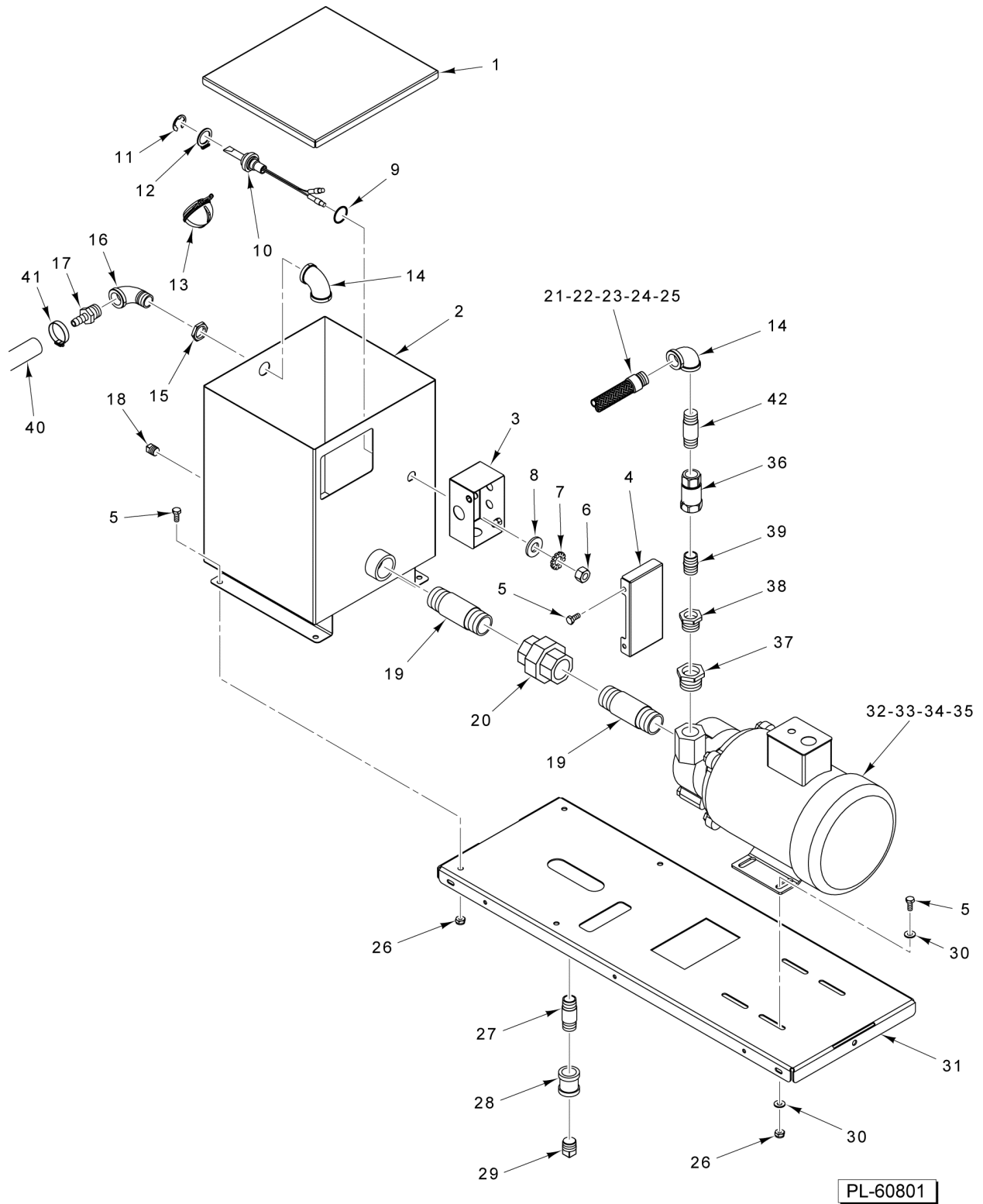
ILLUS.	PART NO.	NAME OF PART	AMT.
PL-60837			
1	NS-036-19	Stop Nut 5/16-18 Hex (SST).....	AR
2	00-949540	Support - Booster.....	1
3	WS-017-01	Washer 0.328 x 0.875 x 0.062 (SST).....	AR
4	SC-041-11	Cap Screw 5/16-18 x 3/4 Hex Hd. (SST).....	AR
5	00-949562	Bracket - Support.....	2
6	FP-028-15	Pipe Plug 1/2 Sq. Hd. (Brass).....	1
7	FP-019-21	Tee - Pipe 1/2 x 1/2 x 1/2 (Brass).....	1
8	FP-015-16	Elbow - Pipe 1/2 x 90 Deg. (Brass).....	1
9	00-918500-00002	Tank - Booster.....	1
10	00-949563	Plate - Booster.....	1
11	00-941221	Gasket - Control Box.....	1
12	00-067500-00148	O-Ring.....	1
13	00-913135-00209	Kit - Heater Element (18 kW, 208 V.).....	1
14	00-913135-00210	Kit - Heater Element (18 kW, 240 V.).....	1
15	00-913135-00211	Kit - Heater Element (18 kW, 480 V.).....	1
16	00-913135-00212	Kit - Heater Element (18 kW, 380 V.).....	1
17	00-913135-00213	Kit - Heater Element (18 kW, 415 V.).....	1
18	00-913135-00214	Kit - Heater Element (18 kW, 600 V.).....	1
19	FP-087-51	Tee.....	1
20	00-328994	Probe Assy. - Rinse.....	1
21	00-294615-00001	Control - Temperature.....	1
22	00-328994	Probe Assy. - Rinse.....	1
23	00-941226	Bracket (Electrical Booster Hi Limit).....	1
24	00-941216	Bracket (Control Box to Booster).....	1
25	WS-017-06	Washer (SST).....	1
26	NS-031-21	Stop Nut 1/4-20 Hex (SST).....	3
27	SC-127-26	Mach. Screw 6-32 x 3/8 Phil. Rd. Hd. (SST).....	2
28	00-271123	Protector - High Limit.....	1
29	NS-031-50	Stop Nut 6-32 Hex (SST).....	2
30	00-918512	Mounting Screw (With Sealer).....	10
31	FP-040-43	Pipe 1/2 x 1-1/4 TBE (Brass).....	1



ELECTRIC BOOSTER CONTROL BOX

ELECTRIC BOOSTER CONTROL BOX

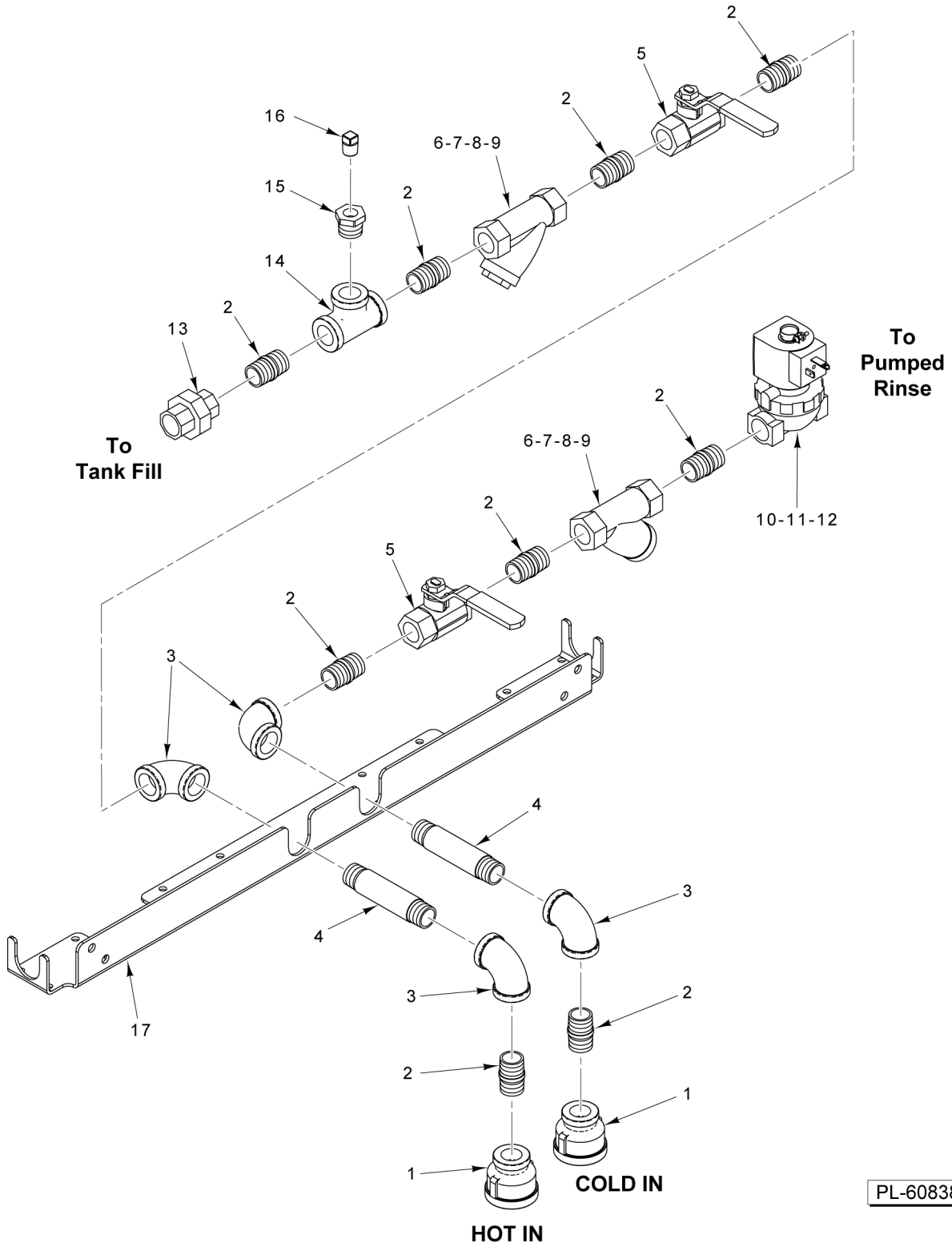
ILLUS. PL-60844	PART NO.	NAME OF PART	AMT.
1	SC-066-06	Mach. Screw 10-24 x 1/2 Phil. Truss Hd. (SST).....	7
2	00-438131-00032	Label - Warning.....	1
3	00-941219	Actuator Assy. (Handle).....	1
4	00-941211	Box - Electrical Booster.....	1
5	00-112007	Gasket.....	1
6	00-941191	Cover - Electrical Box.....	1
7	SD-012-20	Self-Tapping Screw 8-32 x 1/2 Phil. Truss Hd., Type T.....	1
8	00-918550-00015	Kit - Circuit Breaker Mounting Hardware.....	4
9	00-941219	Actuator Assy.....	1
10	00-919646-00002	Breaker (3-Pole) (15 kW, 600 V., 20 Amp.).....	1
11	00-919646-00004	Breaker (3-Pole) (15 kW, 380-415 V., 30 Amp.).....	1
12	00-919646-00003	Breaker (3-Pole) (15 kW, 480 V., 25 Amp.).....	1
13	00-919646-00008	Breaker (3-Pole) (30 kW, 480 V., 50 Amp.) (15 kW, 240 V., 50 Amp.).....	1
14	00-919646-00009	Breaker (3-Pole) (30 kW, 380-415 V., 60 Amp.) (15 kW, 200-208 V., 60 Amp.).....	1
15	00-919646-00013	Breaker (3-Pole) (30 kW, 208-480 V., 100 Amp.).....	1
16	00-919646-00014	Breaker (3-Pole) (30 kW, 200-208 V., 125 Amp.).....	1
17	00-919646-00006	Breaker (3-Pole) (30 kW, 600 V., 40 Amp.).....	1
18	WL-007-16	Lockwasher 1/4 External Shakeproof.....	1
19	00-118544-00002	Lug - Grounding.....	1
20	00-941192	Plate - Base.....	1
21	PB-005-32	Plug - Button.....	1
22	NS-031-21	Stop Nut 1/4-20 Hex (SST).....	3
23	SD-008-25	Self-Tapping Screw 10-16 x 1/2 Phil. Pan Hd., Type B.....	1
24	00-918322	Contactactor (40 Amp., 3-Pole).....	1
25	00-918322	Contactactor (40 Amp., 3-Pole) (Units With 30 kW Booster).....	1
26	SD-008-25	Self-Tapping Screw 10-16 x 1/2 Phil. Pan Hd., Type B.....	1
27	0F-038356	Label.....	1
28	00-122577-00002	Wire - Tie.....	1
29	NS-031-15	Stop Nut 10-24 Hex (SST).....	1
30	00-074348	Speed Nut 10-24.....	7
31	00-941190	Control Box - Electrical.....	1
32	SD-035-77	Self-Tapping Screw 1/4-20 x 3/8 Phil. Pan Hd., Type TT.....	1



PUMPED FINAL RINSE MOTOR ASSEMBLY

PUMPED FINAL RINSE MOTOR ASSEMBLY

ILLUS.	PART NO.	NAME OF PART	AMT.
PL-60801			
1	00-949411	Lid - Tank (Rinse Pump).....	1
2	00-949356	Tank Assy. (Rinse Pump).....	1
3	00-949732	Box Assy. (Float Assy.).....	1
4	00-949735	Lid Assy. (Float Assy.).....	1
5	SC-041-05	Cap Screw 1/4-20 x 5/8 Hex Hd. (SST).....	10
6	NS-018-28	Jam Nut 1/2-20 Hex (SST).....	1
7	WL-014-31	Lockwasher 1/2 External Shakeproof (SST).....	1
8	WS-010-40	Washer - Thrust.....	1
9	00-067500-00072	O-Ring.....	1
10	00-936547-00001	Probe & Switch Assy. (2-Wire) (Short) (Incls. Items 11, 12, & 13).....	1
11	RR-010-13	Retaining Ring.....	1
12	00-112467	Retainer - Float.....	1
13	00-122674	Float Assy.....	1
14	FP-015-16	Elbow - Pipe 1/2 x 90 Deg. (Brass).....	1
15	FP-030-16	Lock Nut 1/2 Pipe (Brass).....	1
16	FP-015-17	Elbow - Pipe 1/2 x 90 Deg. (Brass).....	2
17	FP-090-64	Adapter 1/2 MPT to 3/8 Hose.....	1
18	FP-028-03	Pipe Plug 1/8 Sq. Hd. (Brass).....	1
19	FP-091-30	Pipe 1 x 3.....	2
20	FP-022-25	Union - Pipe 1 In.....	1
21	00-893444-00003	Hose - Water (Braided) (96 In.) (SST).....	AR
22	00-893444-00005	Hose - Water (Braided) (120 In.) (SST).....	AR
23	00-893444-00007	Hose - Water (Braided) (58 In.) (SST).....	AR
24	00-893444-00009	Hose - Water (Braided) (36 In.) (SST).....	AR
25	FP-023-19	Coupling - Pipe 1/2 (Brass).....	AR
26	NS-031-21	Stop Nut 1/4-20 Hex (SST).....	8
27	FP-040-50	Pipe 1/2 x 2 TBE (Brass).....	1
28	FP-023-19	Coupling - Pipe 1/2 (Brass).....	1
29	FP-028-15	Pipe Plug 1/2 Sq. Hd. (Brass).....	1
30	WS-017-06	Washer (SST).....	8
31	00-948278-00005	Support - Motor (Rinse Pump).....	1
32	00-949187-00001	Pump & Motor Assy. (208-480 V., 60 Hz., 3 Ph.) (Rinse Pump).....	1
33	00-949187-00002	Pump & Motor Assy. (200-415 V., 50 Hz., 3 Ph.) (Rinse Pump).....	1
34	00-949187-00003	Pump & Motor Assy. (600 V., 60 Hz., 3 Ph.) (Rinse Pump).....	1
35	00-949187-00004	Pump & Motor Assy. (380 V., 60 Hz., 3 Ph.) (Rinse Pump).....	1
36	00-949410	Check Valve (1/2 In.) (Spring Loaded).....	1
37	FP-027-25	Bushing - Pipe 1 to 3/4.....	1
38	FP-027-22	Bushing - Pipe 3/4 to 1/2 (Brass).....	1
39	FP-040-42	Pipe 1/2 x 1-1/8 TBE (Brass).....	1
40	00-941726-00016	Hose.....	1
41	00-528500	Clamp - Hose.....	1
42	00-950083-00005	Restrictor - Flow (1.275 GPM) (HTS .980 GPM).....	1

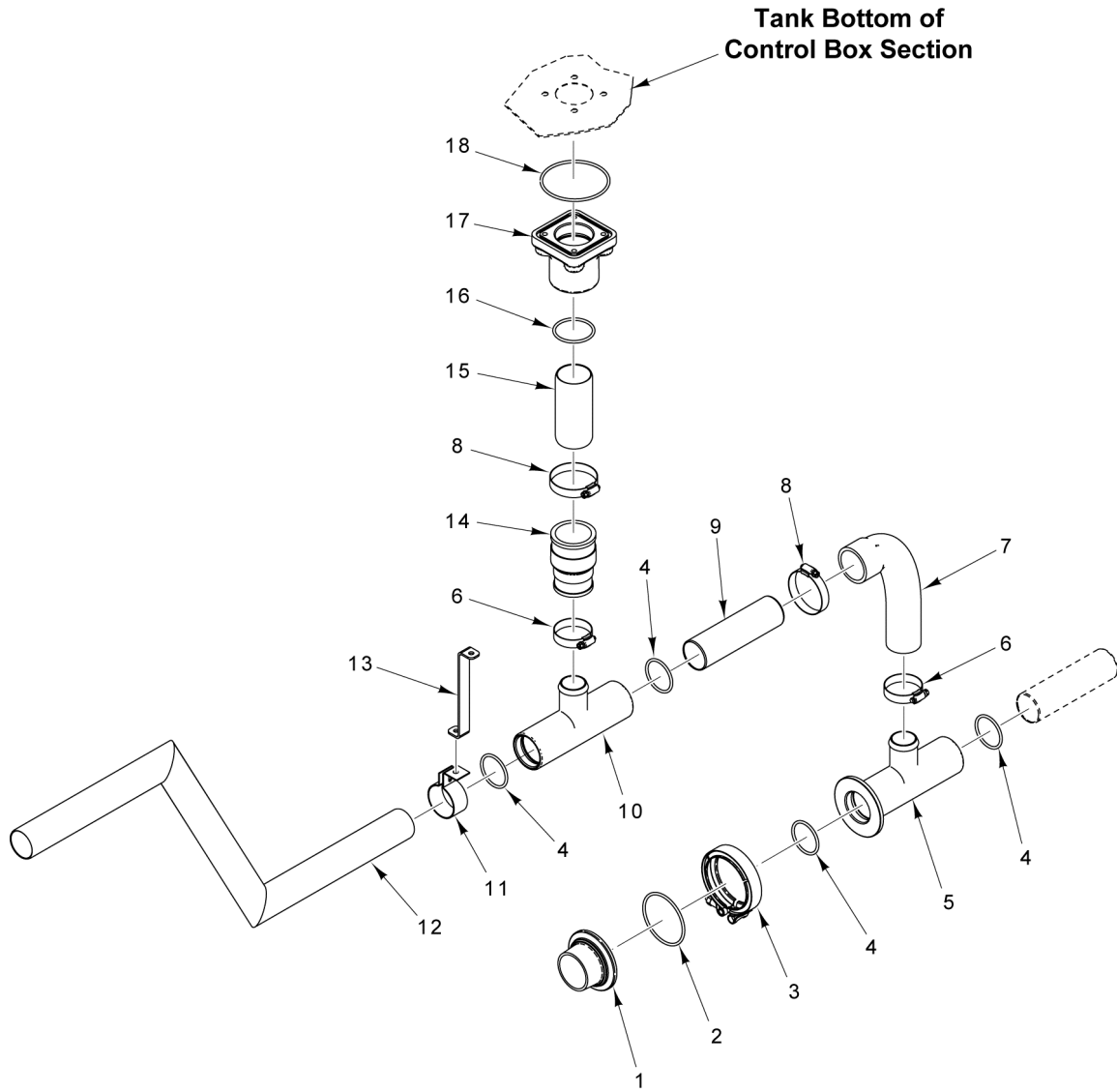


PL-60838

**FILL AND FINAL RINSE PLUMBING CONNECTIONS
(CONTROLS SECTION)**

**FILL AND FINAL RINSE PLUMBING CONNECTIONS
(CONTROLS SECTION)**

ILLUS.	PART NO.	NAME OF PART	AMT.
PL-60838			
1	FP-091-62	Coupling - Reducing 1 to 1/2.....	2
2	FP-040-43	Pipe 1/2 x 1-1/4 TBE (Brass).....	9
3	FP-015-16	Elbow - Pipe 1/2 x 90 Deg. (Brass).....	4
4	FP-040-69	Pipe 1/2 x 3-1/2 TBE (Brass).....	2
5	00-893520	Ball Valve 1/2.....	2
6	00-270258	Strainer - Line (1/2) (Brass) (Incls. Items 7, 8, & 9).....	2
7	00-270259	Plug - Branch.....	2
8	00-270260	Screen - Strainer (1/2 In.).....	2
9	00-270261	Gasket.....	2
10	00-893100-00001	Solenoid Valve (1/2) (120 V.) (Incls. Items 11 & 12).....	2
11	00-892132	Coil - Solenoid Valve (120 V.).....	2
12	00-893101	Service Kit - 1/2 Solenoid Valve.....	2
13	FP-022-12	Union - Pipe (Brass).....	2
14	FP-019-21	Tee - Pipe 1/2 x 1/2 x 1/2 (Brass).....	1
15	FP-027-07	Bushing - Pipe 1/2 to 1/4 (Brass).....	1
16	FP-028-07	Pipe Plug 1/4 Sq. Hd. (Brass).....	1
17	00-949836	Bracket - Fill Piping.....	1

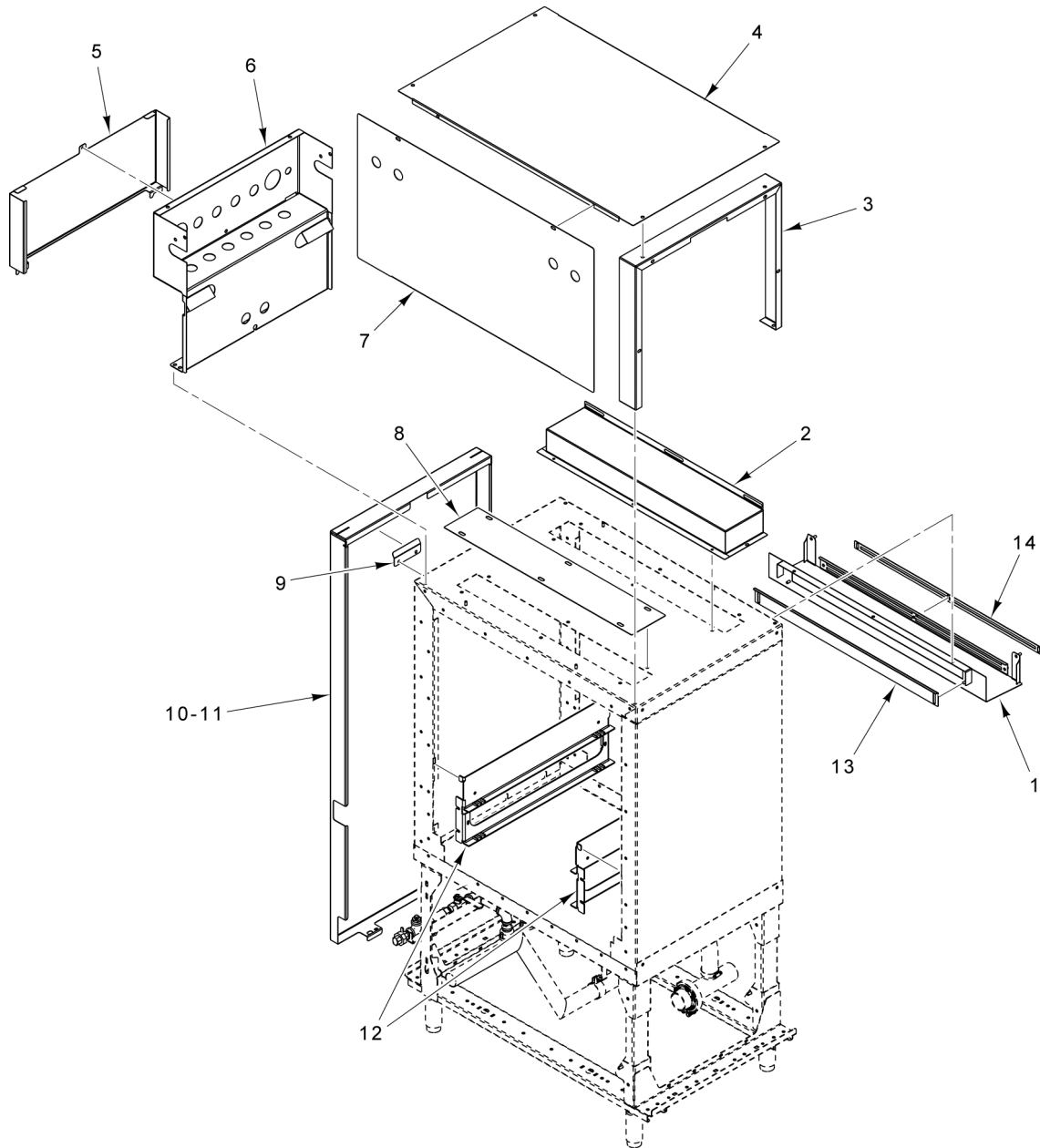


PL-60839

**DRAIN
(CONTROLS SECTION)**

**DRAIN
(CONTROLS SECTION)**

ILLUS.	PART NO.	NAME OF PART	AMT.
PL-60839			
1	00-475927-00001	Plug - Drain Valve.....	1
2	00-067500-00021	O-Ring.....	1
3	00-476098	Clamp - Discharge Tube.....	1
4	00-067500-00019	O-Ring.....	4
5	00-970906-00003	Tee - Drain.....	1
6	00-538412	Clamp - Hose.....	2
7	00-949968-00001	Hose - Drain.....	1
8	00-534651	Clamp - Hose #32.....	2
9	00-948761-00018	Pipe - Drain.....	1
10	00-970906	Tee - Drain.....	1
11	00-185777	Support - Pipe.....	1
12	00-950584-00001	Pipe - Offset.....	1
13	00-748285-00002	Support - Piping.....	1
14	00-950642	Coupling - Hose (1-1/2 to 1-1/4 Pipe).....	1
15	00-949471-00002	Pipe - Drain.....	1
16	00-067500-00134	O-Ring.....	1
17	00-476130	Coupling - Pass-Thru (Flow Back Pipe) (2.031 Dia. thru Hole).....	1
18	OR-001-33	O-Ring.....	1

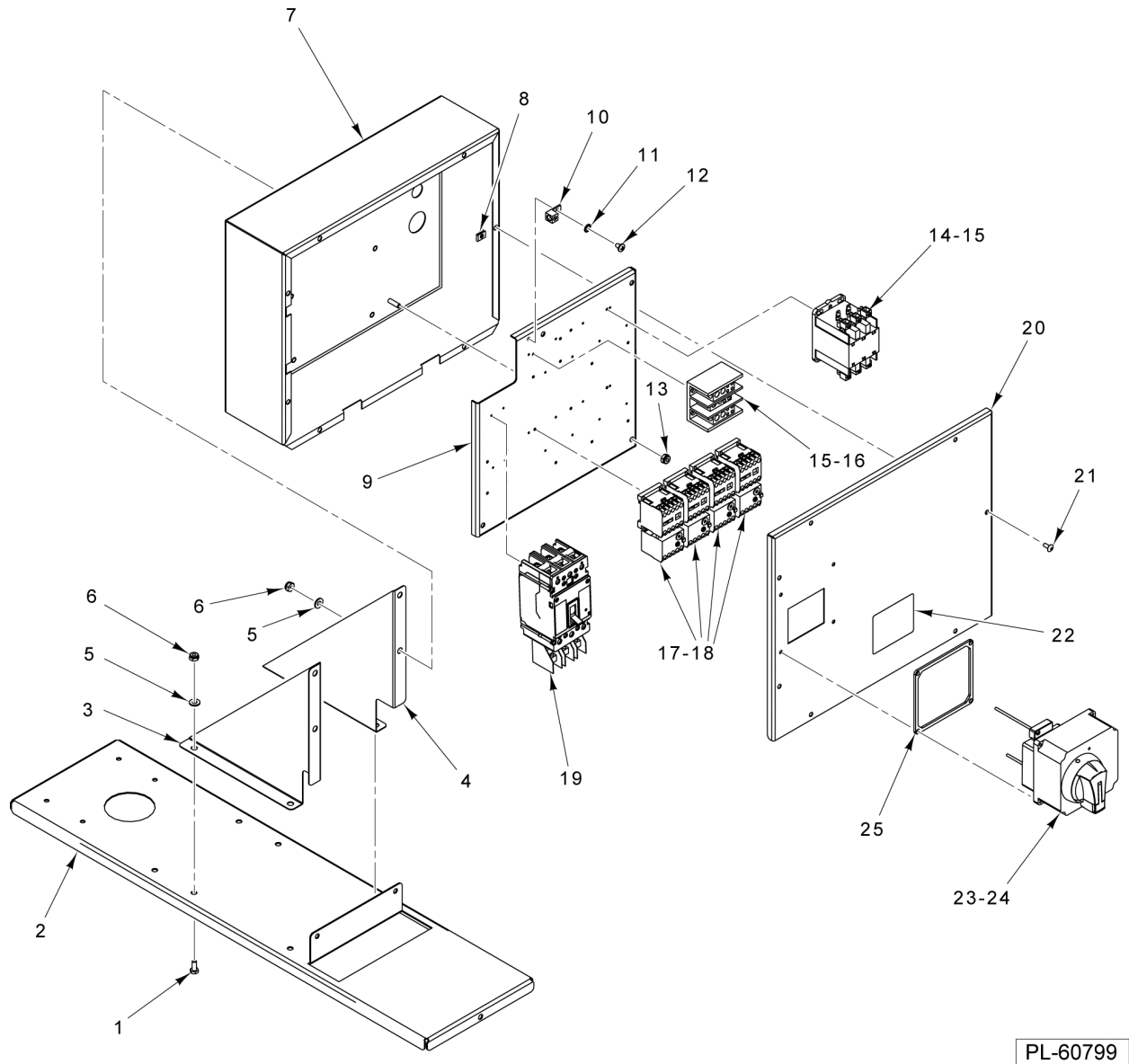


PL-60840

**PANELS AND TRACKS
(CONTROLS SECTION)**

**PANELS AND TRACKS
(CONTROLS SECTION)**

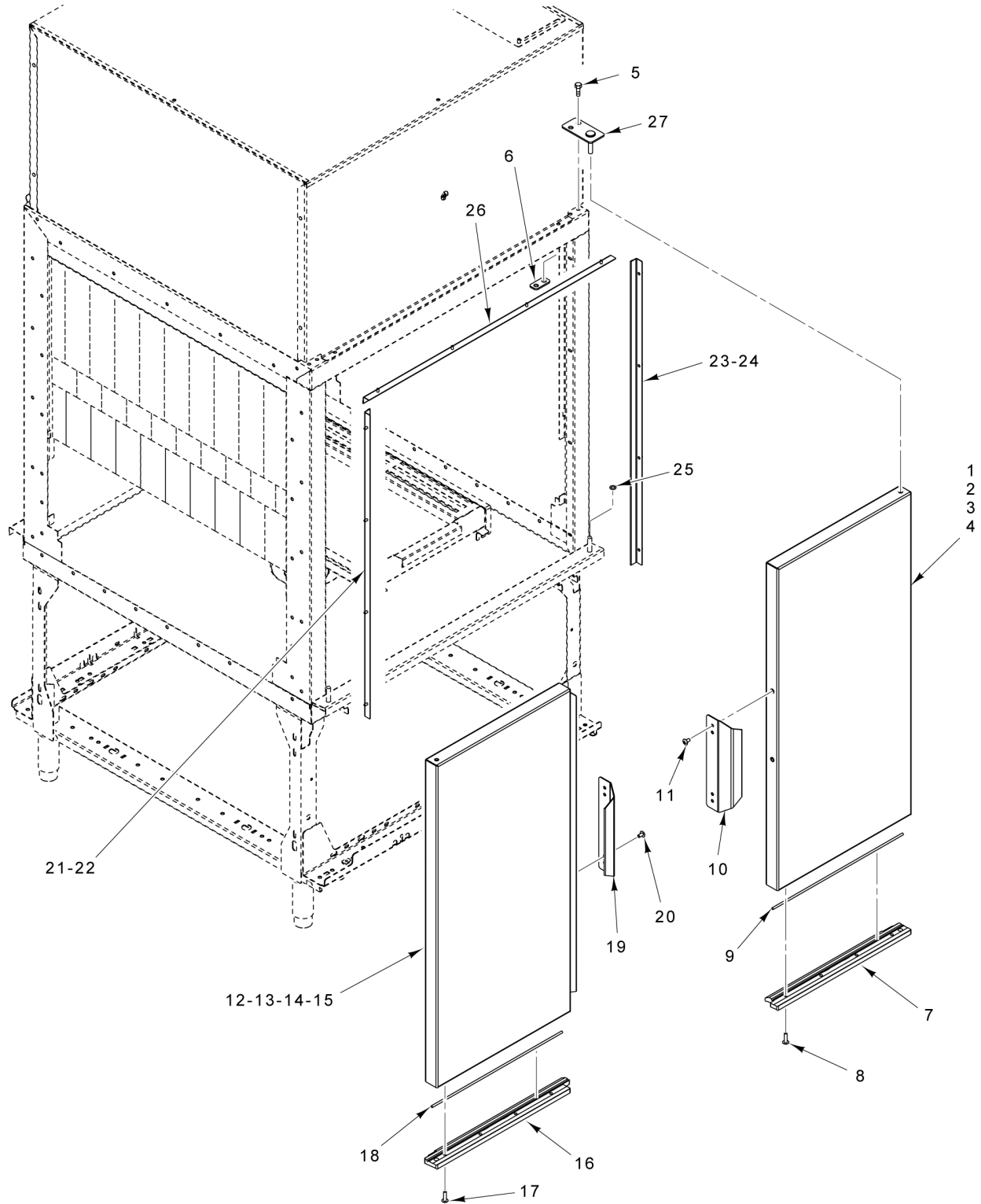
ILLUS.	PART NO.	NAME OF PART	AMT.
PL-60840			
1	00-948257-00002	Baffle - Air Dryer.....	1
2	00-948255-00002	Cover - Air Channel.....	1
3	00-949868-00001	Trim - Control Box Top.....	1
4	00-949869	Panel - Cover (Top).....	1
5	00-949871-00001	Panel - Cover (Rear Upper).....	1
6	00-949698	Panel - Conduit.....	1
7	00-949870	Panel - Cover (Side).....	1
8	00-949745-00001	Plate - Cover.....	1
9	00-948472-00001	Bracket - Back Panel Support.....	2
10	00-949725-00001	Panel - Back (Standard Height).....	1
11	00-949725-00002	Panel - Back (6 In. Higher Than Standard).....	1
12	00-949722-00001	Track Assy.....	2
13	00-948258-00003	Plate - Damper (Deflector).....	1
14	00-948259-00002	Plate - Damper (Slotted).....	1



OPTIONAL SECOND BLOWER DRYER CONTROL BOX

OPTIONAL SECOND BLOWER DRYER CONTROL BOX

ILLUS. PL-60799	PART NO.	NAME OF PART	AMT.
1	SC-041-05	Cap Screw 1/4-20 x 5/8 Hex Hd. (SST).....	4
2	00-949540	Support - Booster.....	1
3	00-949915-00002	Bracket - Support.....	1
4	00-949915-00001	Bracket - Support.....	1
5	WS-017-06	Washer (SST).....	10
6	NS-031-21	Stop Nut 1/4-20 Hex (SST).....	10
7	00-949882	Box - Control.....	1
8	00-074348	Speed Nut 10-24.....	7
9	00-949884	Plate - Base.....	1
10	00-118544-00002	Lug - Grounding.....	1
11	WL-007-16	Lockwasher 1/4 External Shakeproof.....	1
12	SD-035-77	Self-Tapping Screw 1/4-20 x 3/8 Phil. Pan Hd., Type TT.....	1
13	NS-031-21	Stop Nut 1/4-20 Hex (SST).....	4
14		Contactora.....	1
15	SD-008-25	Self-Tapping Screw 10-16 x 1/2 Phil. Pan Hd., Type B.....	8
16		Block - Terminal.....	1
17	00-948104	Contactora (8 Amp., 3-Pole).....	4
18	00-948105	Relay - Overload.....	4
19		Breaker - Circuit.....	AR
20	00-941191	Cover - Electrical Box.....	1
21	SC-066-06	Mach. Screw 10-24 x 1/2 Phil. Truss Hd. (SST).....	7
22	00-438131-00195	Label.....	1
23	00-941211	Box - Electrical Booster.....	1
24	00-941219	Actuator Assy.....	1
25	00-112007	Gasket.....	1

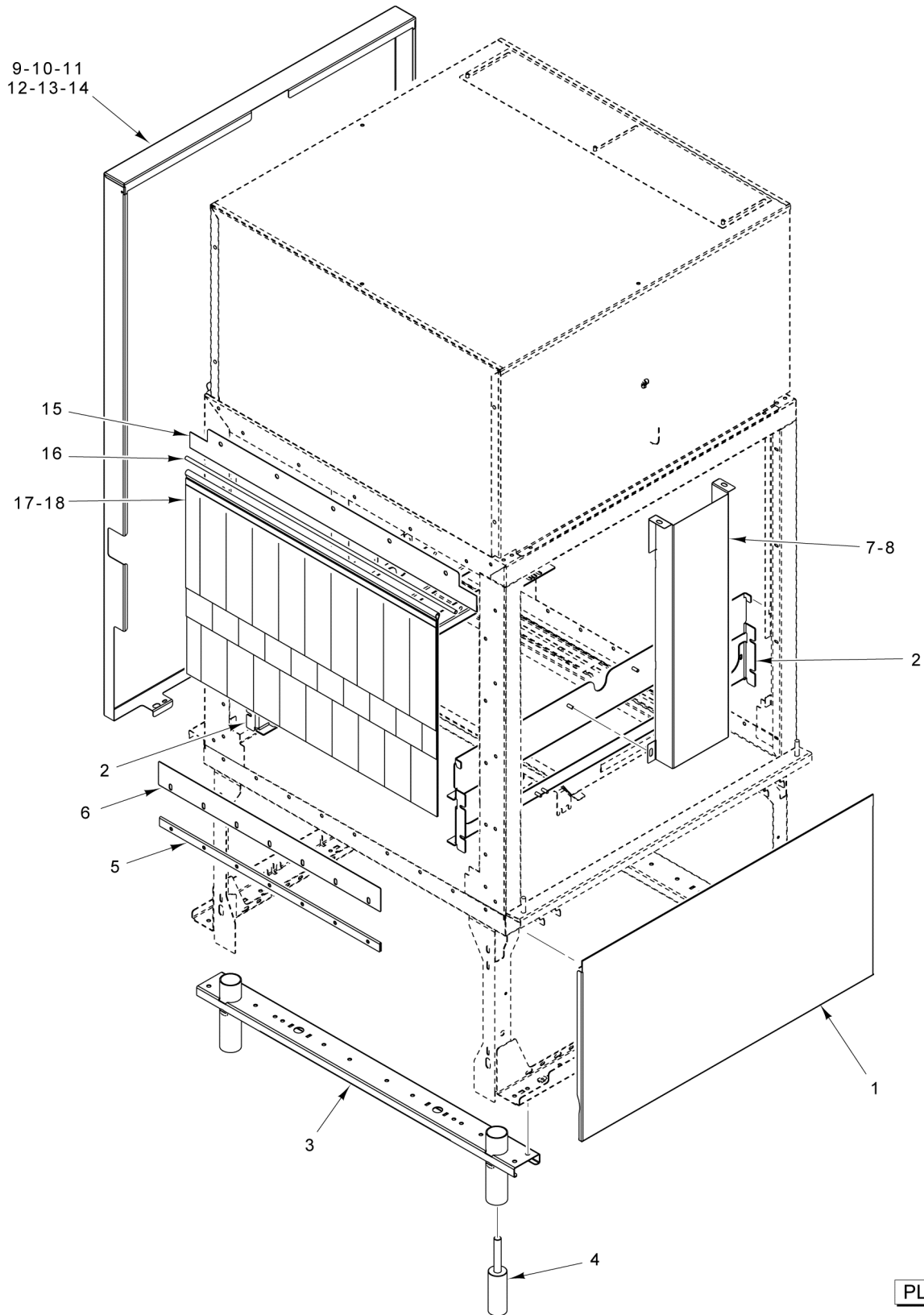


PL-60824

**DOOR ASSEMBLY
(BLOWER DRYER)**

**DOOR ASSEMBLY
(BLOWER DRYER)**

ILLUS. PL-60824	PART NO.	NAME OF PART	AMT.
1	00-949074-00001	Door Assy. (Standard Height) (RH) (Incls. Items 3, 7, 8, & 9).....	1
2	00-949074-00002	Door Assy. (6 In. Higher Than Standard) (RH) (Incls. Items 4, 7, 8, & 9).....	1
3	00-949076-00001	Door Weldment (Standard Height).....	1
4	00-949076-00002	Door Weldment (6 In. Higher Than Standard).....	1
5		Screw.....	2
6	00-950299	Bracket - Weldnut.....	2
7	00-949089-00001	Seal - Door (Bottom) (RH).....	1
8	SC-125-94	Mach. Screw 1/4-20 x 1 Phil. Truss Hd. (SST).....	4
9	00-949140-00001	Gasket - Door (RH).....	1
10	00-948200	Handle - Door.....	1
11	SC-125-15	Mach. Screw 1/4-20 x 1/2 Phil. Truss Hd.....	2
12	00-949075-00001	Door Assy. (Standard Height) (LH) (Incls. Items 14, 16, 17, & 18).....	1
13	00-949075-00002	Door Assy. (6 In. Higher Than Standard) (LH) (Incls. Items 15 thru 18).....	1
14	00-949077-00001	Door Weldment (Standard Height).....	1
15	00-949077-00002	Door Weldment (6 In. Higher Than Standard).....	1
16	00-949090	Seal - Door (Bottom).....	1
17	SC-125-94	Mach. Screw 1/4-20 x 1 Phil. Truss Hd. (SST).....	4
18	00-949140-00002	Gasket - Door (LH).....	1
19	00-948200	Handle - Door.....	1
20	SC-125-15	Mach. Screw 1/4-20 x 1/2 Phil. Truss Hd.....	2
21	00-950402-00002	Seal - Door (LH Side) (Standard Height).....	1
22	00-950402-00004	Seal - Door (LH Side) (6 In. Higher Than Standard).....	1
23	00-950402-00001	Seal - Door (RH Side) (Standard Height).....	1
24	00-950402-00003	Seal - Door (RH Side) (6 In. Higher Than Standard).....	1
25	00-067500-00004	O-Ring.....	2
26	00-950401-00001	Seal - Door (Top).....	1
27	00-948533	Hinge Plate Assy.....	2

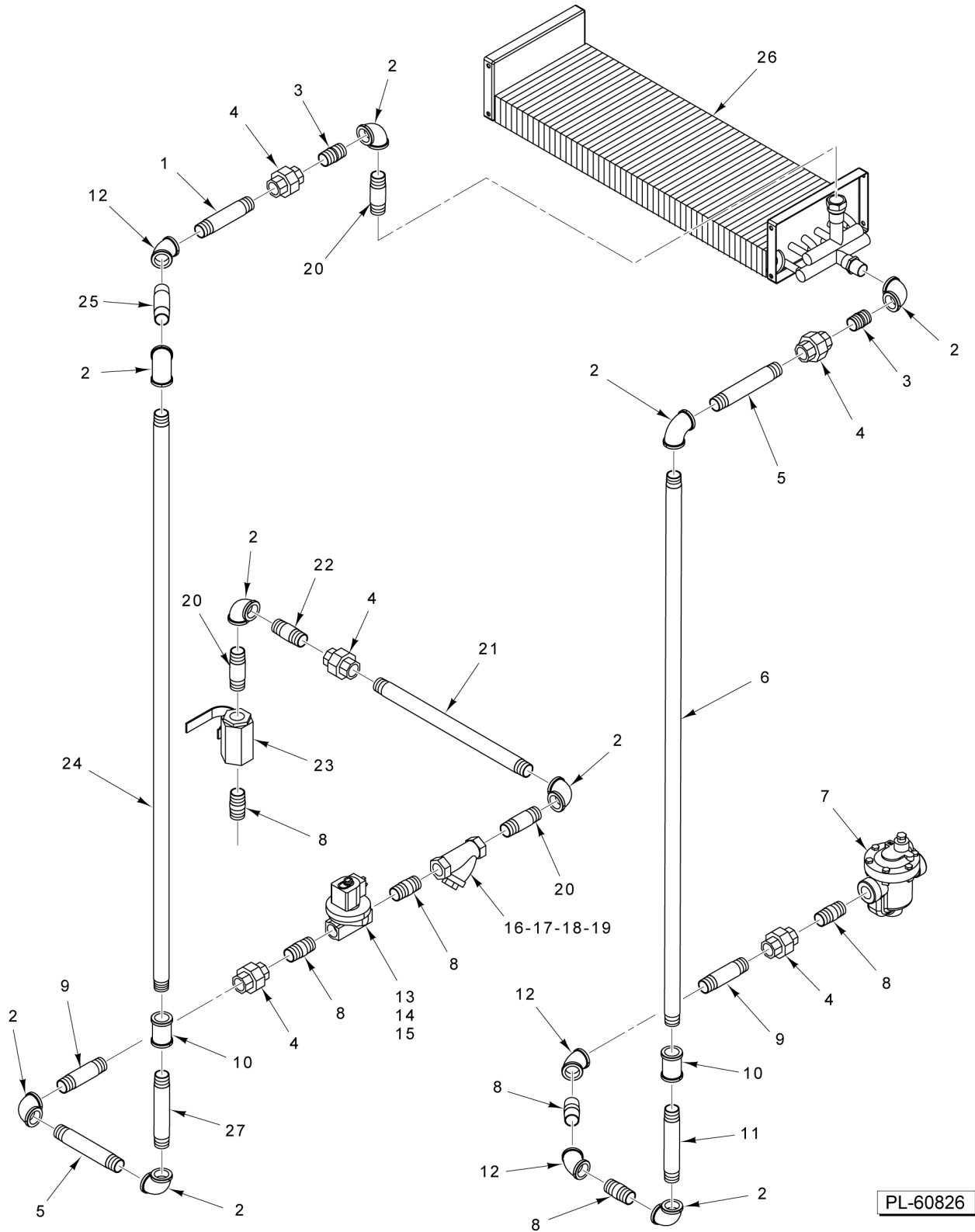


PL-60825

**PANELS AND TRACKS
(BLOWER DRYER)**

**PANELS AND TRACKS
(BLOWER DRYER)**

ILLUS.	PART NO.	NAME OF PART	AMT.
PL-60825			
1	00-948510-00002	Panel - Trim (Front).....	1
2	00-949393-00001	Track Assy.....	2
3	00-948446-00002	Support - Frame.....	1
4	00-948374	Foot Assy.....	2
5	00-948598-00002	Saddle.....	1
6	00-948222-00002	Plate - Joint Backer.....	1
7	00-949373-00001	Duct - Air Assy. (Standard Height).....	2
8	00-949373-00002	Duct - Air Assy. (6 In. Higher Than Standard).....	2
9	00-949860-00003	Panel - Cover (Back) (Electric) (Standard Height).....	1
10	00-949860-00004	Panel - Cover (Back) (Electric) (6 In. Higher Than Standard).....	1
11	00-949860-00007	Panel - Cover (Back) (Steam) (R-L) (Standard Height).....	1
12	00-949860-00008	Panel - Cover (Back) (Steam) (L-R) (Standard Height).....	1
13	00-949860-00009	Panel - Cover (Back) (Steam) (R-L) (6 In. Higher Than Standard).....	1
14	00-949860-00010	Panel - Cover (Back) (Steam) (L-R) (6 In. Higher Than Standard).....	1
15	00-948752	Bracket - Curtain.....	1
16	00-120267-00004	Rod - Curtain (35-1/4 In.).....	1
17	00-948729	Curtain (Standard Height).....	1
18	00-948729-00002	Curtain (6 In. Higher Than Standard).....	1

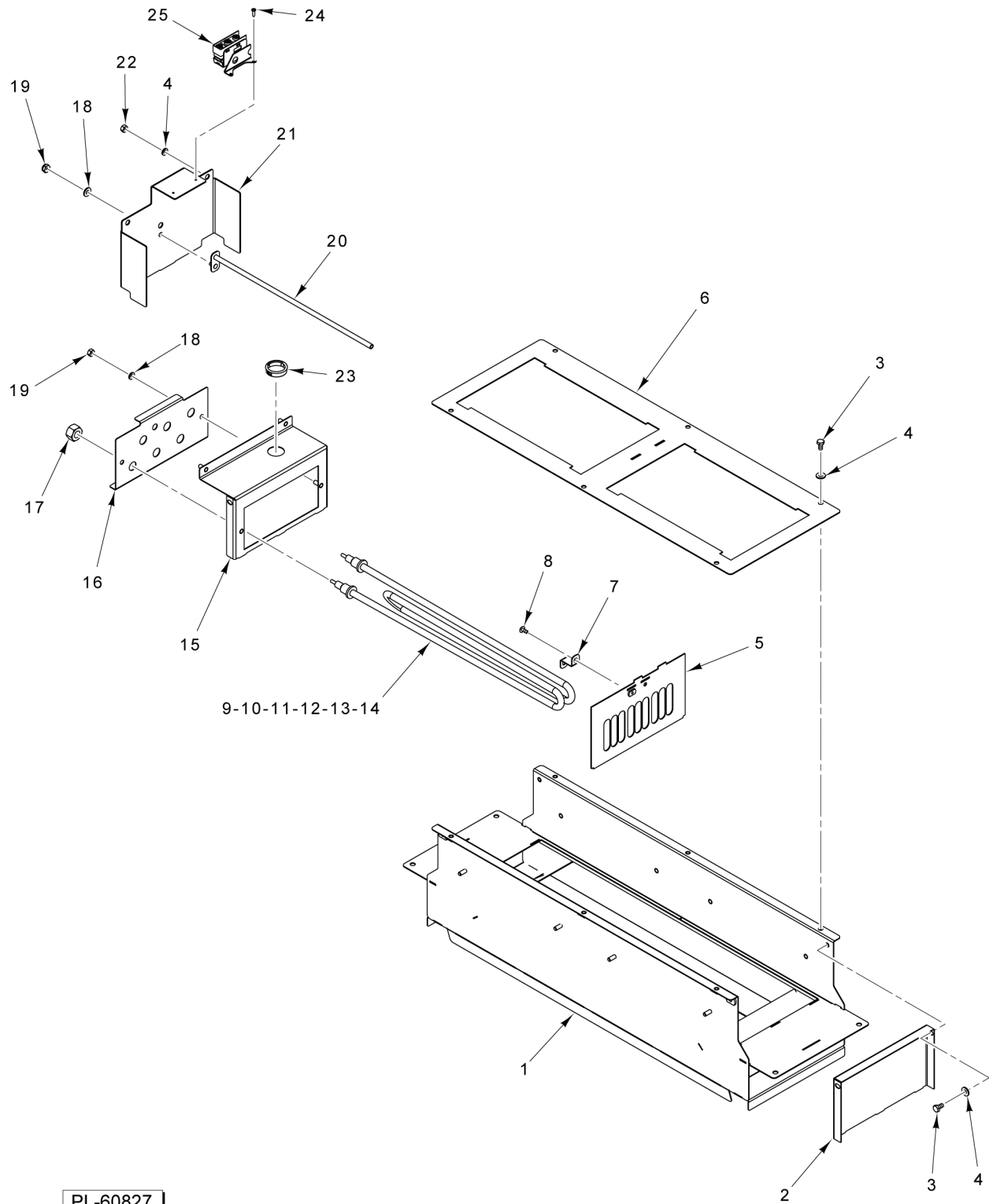


PL-60826

**STEAM HEATER
(BLOWER DRYER)**

**STEAM HEATER
(BLOWER DRYER)**

ILLUS.	PART NO.	NAME OF PART	AMT.
PL-60826			
1	FP-036-10	Pipe 3/4 x 4-3/4 TBE.....	1
2	FP-013-22	Elbow Pipe 3/4 x 90 Deg.....	9
3	FP-036-92	Pipe 3/4 x 1-3/8 TBE (Black).....	2
4	FP-022-17	Union 3/4 (Grd. Seat).....	5
5	FP-059-65	Pipe 3/4 x 6 TBE.....	2
6	FP-091-59	Pipe 3/4 x 48 TBE.....	1
7	00-118317	Steam Trap (21-50 PSI).....	1
8	FP-036-95	Pipe 3/4 x 2 TBE.....	6
9	FP-035-98	Pipe 3/4 x 4 TBE.....	2
10	FP-023-24	Pipe Coupling 3/4 (6 In. Higher Than Standard).....	2
11	FP-059-65	Pipe 3/4 x 6 TBE (6 In. Higher Than Standard).....	1
12	FP-013-20	Elbow 3/4 x 45 Deg.....	3
13	00-749983	Valve - Steam (3/4 In.) (125 PSI) (Incls. Item 14).....	1
14	00-892038	Coil - Solenoid Valve (110-120 V.).....	1
15	00-892072	Kit - 3/4 In. Valve Service.....	1
16	00-186922	Strainer - Line (3/4 In.) (Brass) (Incls. Items 17, 18, & 19).....	1
17	00-186923	Plug - Branch.....	1
18	00-186924	Gasket - Branch Plug.....	1
19	00-186925	Screen - Line Strainer.....	1
20	FP-036-05	Pipe 3/4 x 3 TBE.....	3
21	FP-091-58	Pipe 3/4 x 14 1/2.....	1
22	FP-059-05	Pipe 3/4 x 2-3/8 TBE.....	1
23	00-292385	Valve 3/4 Ball.....	1
24	FP-091-60	Pipe 3/4 x 50.....	1
25	FP-036-06	Pipe 3/4 x 3-1/2 TBE.....	1
26	00-949907	Coil - Steam.....	1
27	FP-059-64	Pipe 3/4 x 5-1/2 TBE (6 In. Higher Than Standard).....	1

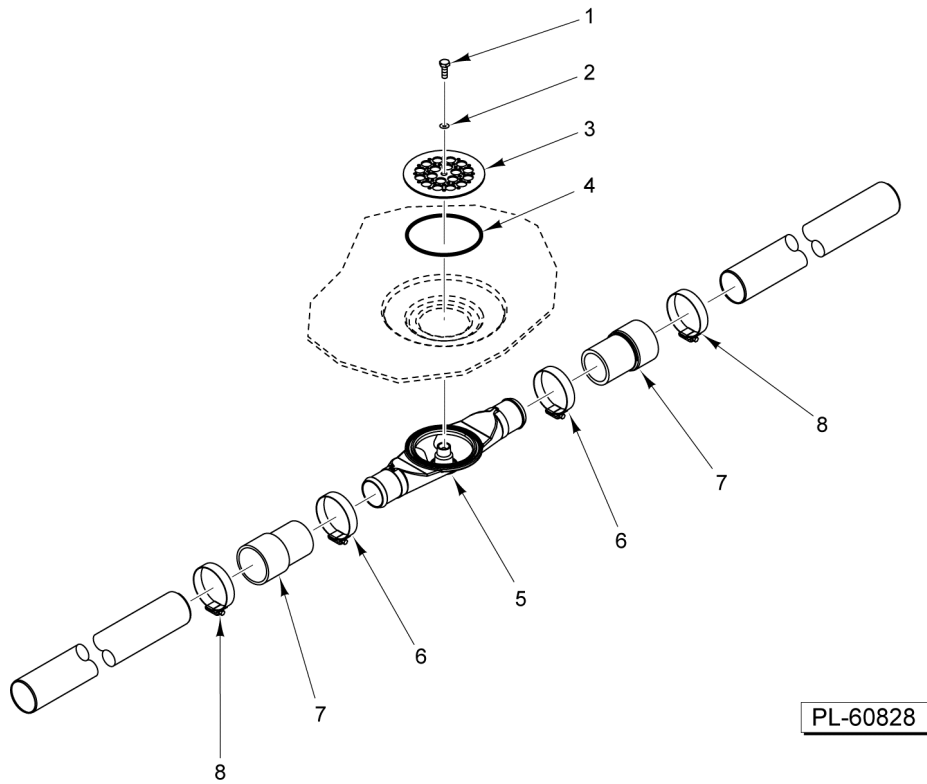


PL-60827

**ELECTRIC HEATER
(BLOWER DRYER)**

**ELECTRIC HEATER
(BLOWER DRYER)**

ILLUS.	PART NO.	NAME OF PART	AMT.
PL-60827			
1	00-949894	Plenum - Heater.....	1
2	00-949903	Cover - End Plate.....	1
3	SC-041-50	Cap Screw 1/4-20 x 1/2 Hex Hd. (SST).....	10
4	WS-017-06	Washer (SST).....	12
5	00-949904-00002	Plate - Holder (Element).....	1
6	00-949897	Plate - Base Mount.....	1
7	00-949924	Bracket - Holder.....	1
8	SC-066-06	Mach. Screw 10-24 x 1/2 Phil. Truss Hd. (SST).....	1
9	00-949738-00001	Heater - Element 5 kW (208 V.).....	3
10	00-949738-00002	Heater - Element 5 kW (240 V.).....	3
11	00-949738-00003	Heater - Element 5 kW (380 V.).....	3
12	00-949738-00004	Heater - Element 5 kW (415 V.).....	3
13	00-949738-00005	Heater - Element 5 kW (480 V.).....	3
14	00-949738-00006	Heater - Element 5 kW (600 V.).....	3
15	00-949900	Mount - Heater.....	1
16	00-949901-00001	Plate - Mount.....	1
17	NS-015-17	Nut 5/8-11 Hex.....	6
18	WL-006-17	Lockwasher 1/4 Helical (SST).....	3
19	NS-015-01	Nut 1/4-20 Hex (SST).....	3
20	00-949922	Tube - Thermostat.....	1
21	00-949902	Cover - Element.....	1
22	NS-031-21	Stop Nut 1/4-20 Hex (SST).....	2
23	FE-027-10	Bushing.....	1
24	SD-019-29	Self-Tapping Screw 6-20 x 1/2 Phil. Pan Hd., Type B.....	2
25	00-294681-026-1	Thermostat - Electric Blower Dryer.....	1

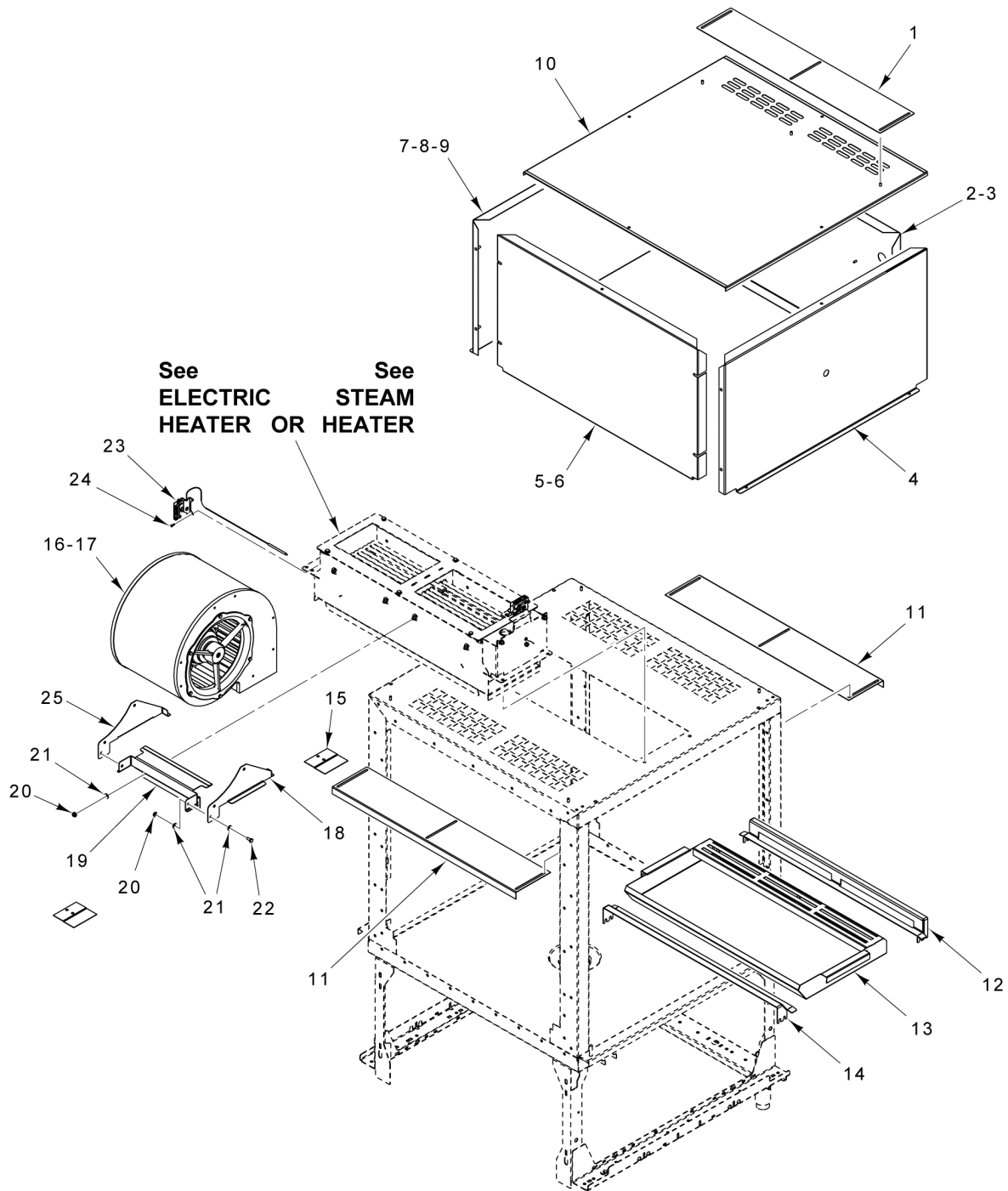


PL-60828

**DRAIN
(BLOWER DRYER)**

**DRAIN
(BLOWER DRYER)**

ILLUS.	PART NO.	NAME OF PART	AMT.
PL-60828			
1	SC-041-50	Cap Screw 1/4-20 x 1/2 Hex Hd. (SST).....	1
2	WL-006-17	Lockwasher 1/4 Helical (SST).....	1
3	00-947920-00001	Plate - Strainer (Round).....	1
4	00-749370	Gasket - Seal 0.093 x 3.00.....	1
5	00-949332	Drain Body (Center).....	1
6	00-538412	Clamp - Hose.....	2
7	00-949668	Hose - Adapter 1-1/2 to 1-3/4.....	2
8	00-534651	Clamp - Hose #32.....	2

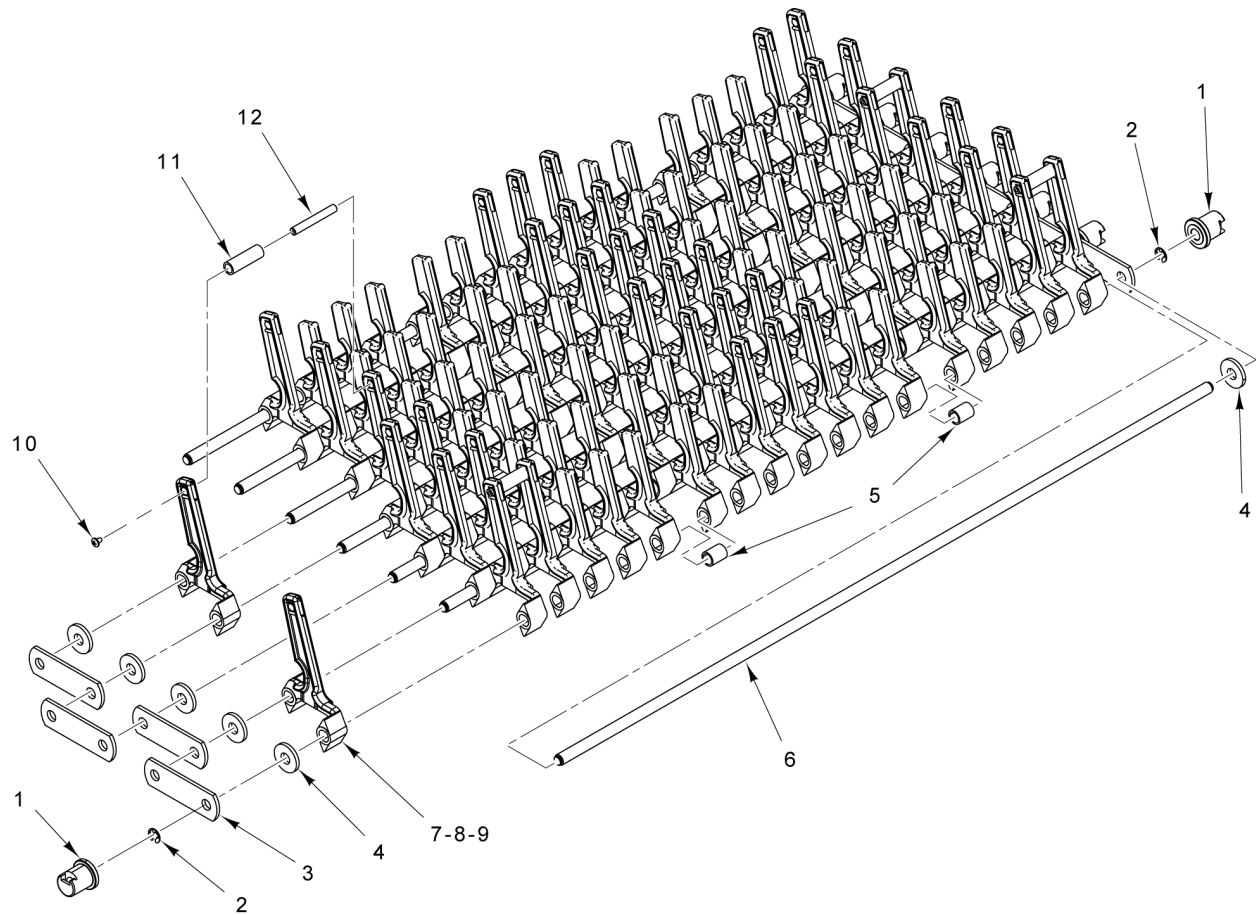


PL-60829

BLOWER DRYER

BLOWER DRYER

ILLUS. PL-60829	PART NO.	NAME OF PART	AMT.
1	00-949986	Baffle.....	1
2	00-950551-00001	Cover - Panel (Side) (R-L).....	1
3	00-950551-00002	Cover - Panel (Side) (L-R).....	1
4	00-950552-00001	Cover - Panel (Front).....	1
5	00-950551-00002	Cover - Panel (Side) (L-R).....	1
6	00-950551-00001	Cover - Panel (Side) (R-L).....	1
7	00-950552-00002	Cover - Panel (Back) (Steam) (R-L).....	1
8	00-950552-00003	Cover - Panel (Back) (Steam) (L-R).....	1
9	00-950552-00004	Cover - Panel (Back) (Electric).....	1
10	00-950550	Cover - Panel (Top).....	1
11	00-949407-00001	Plate - Vent.....	2
12	00-948267-00002	Bracket - Support.....	1
13	00-948264-00004	Pan Assy. (Dryer).....	1
14	00-948263-00002	Bracket - Support.....	1
15	00-949850-00001	Bracket - Vent (Offset).....	2
16	00-949925	Kit - Blower (Incls. Items 17 thru 21 & 25).....	2
17	00-949855-00001	Blower - Dryer (200-480 V., 50/60 Hz., 3 Ph.).....	2
18	00-949898-00002	Plate - Side Mount (RH).....	2
19	00-949899	Cover - Mount.....	2
20	NS-031-21	Stop Nut 1/4-20 Hex (SST).....	AR
21	WS-017-06	Washer (SST).....	AR
22	SC-041-05	Cap Screw 1/4-20 x 5/8 Hex Hd. (SST).....	AR
23	00-294681-026-1	Thermostat - Electric Blower Dryer.....	1
24	SD-019-29	Self-Tapping Screw 6-20 x 1/2 Phil. Pan Hd., Type B.....	2
25	00-949898-00001	Plate - Side Mount (LH).....	2

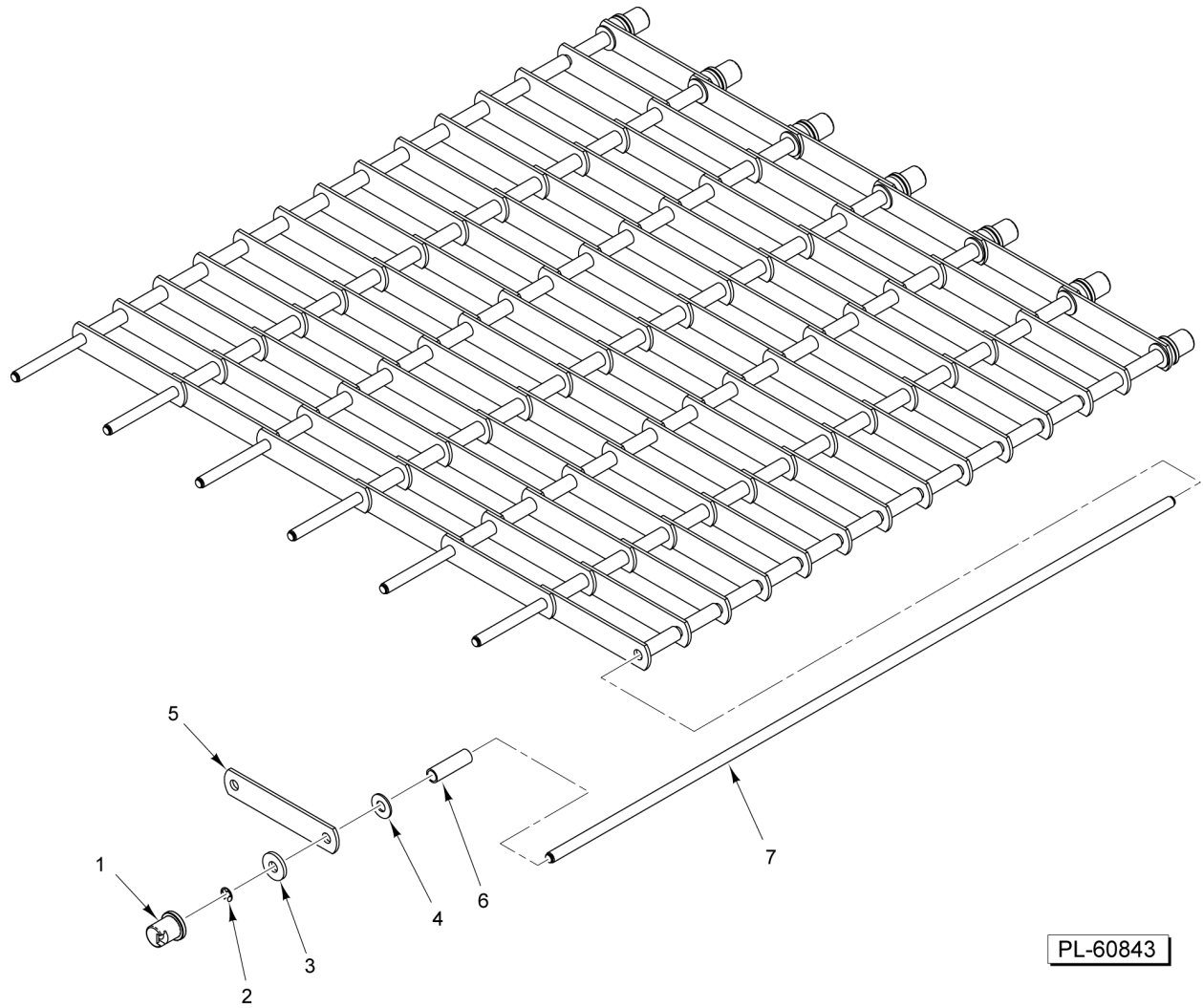


PL-60830

**CONVEYOR
(TYPE A, AIRLINE)**

**CONVEYOR
(TYPE A, AIRLINE)**

ILLUS.	PART NO.	NAME OF PART	AMT.
PL-60830			
1	00-949795	Roller - Conveyor.....	AR
2	RR-006-23	Retaining Ring.....	AR
3	00-289374	Bar - Side Conveyor.....	AR
4	WS-006-44	Washer.....	AR
5	00-158677	Spacer - Conveyor.....	AR
6	00-949789-00001	Rod - Conveyor.....	AR
7	00-081808	Link - Flight.....	AR
8	00-291842-00005	Link - Flight (Snap-On).....	AR
9	00-941251-00030	Link - Flight (Modified).....	AR
10	SC-131-36	Mach. Screw 6-32 x 3/8 (SST).....	AR
11	00-083367-00004	Spacer - Conveyor (1-3/8 In.).....	AR
12	00-941251-025-1	Rod - Conveyor (Cross Link).....	AR

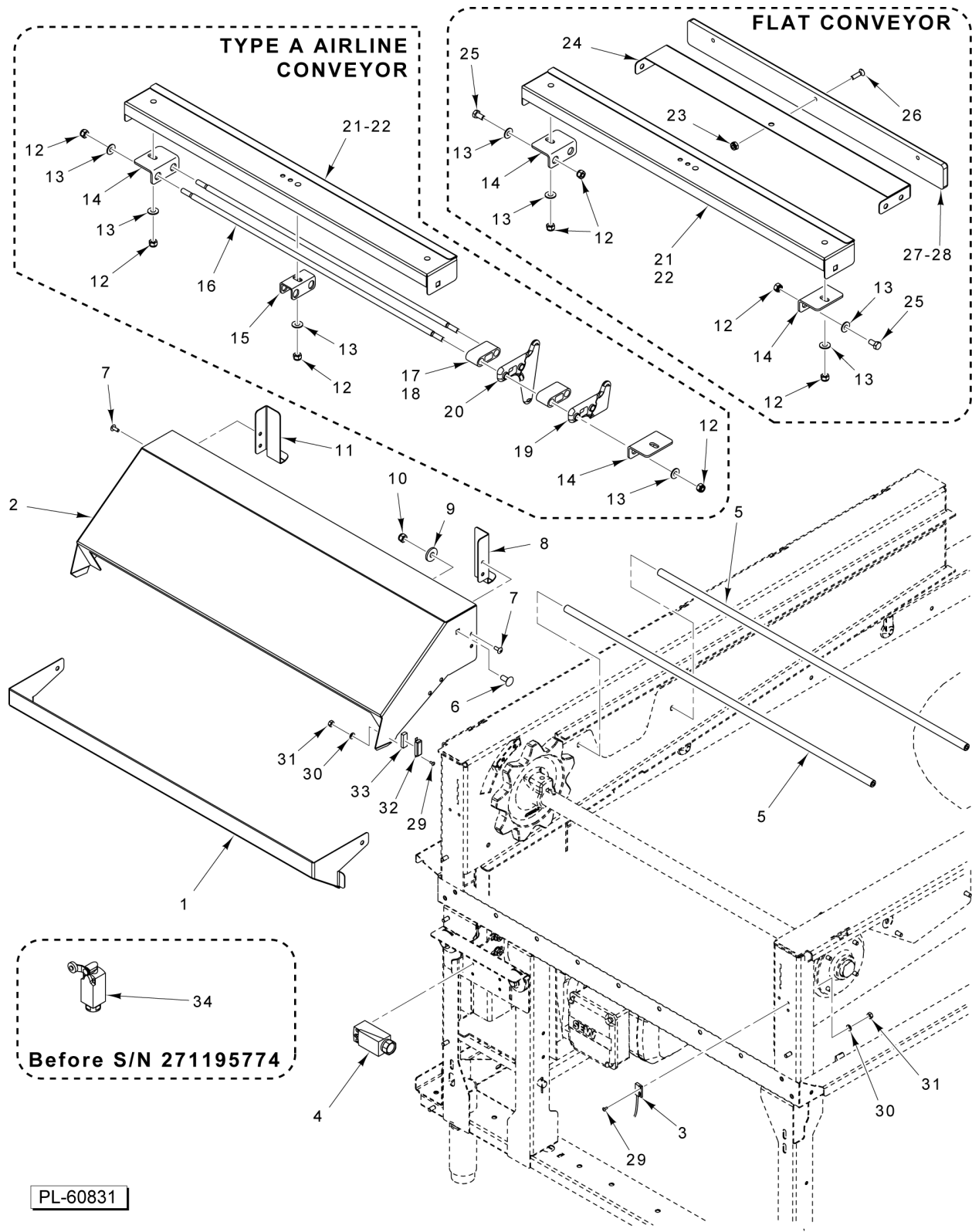


PL-60843

CONVEYOR (FLAT)

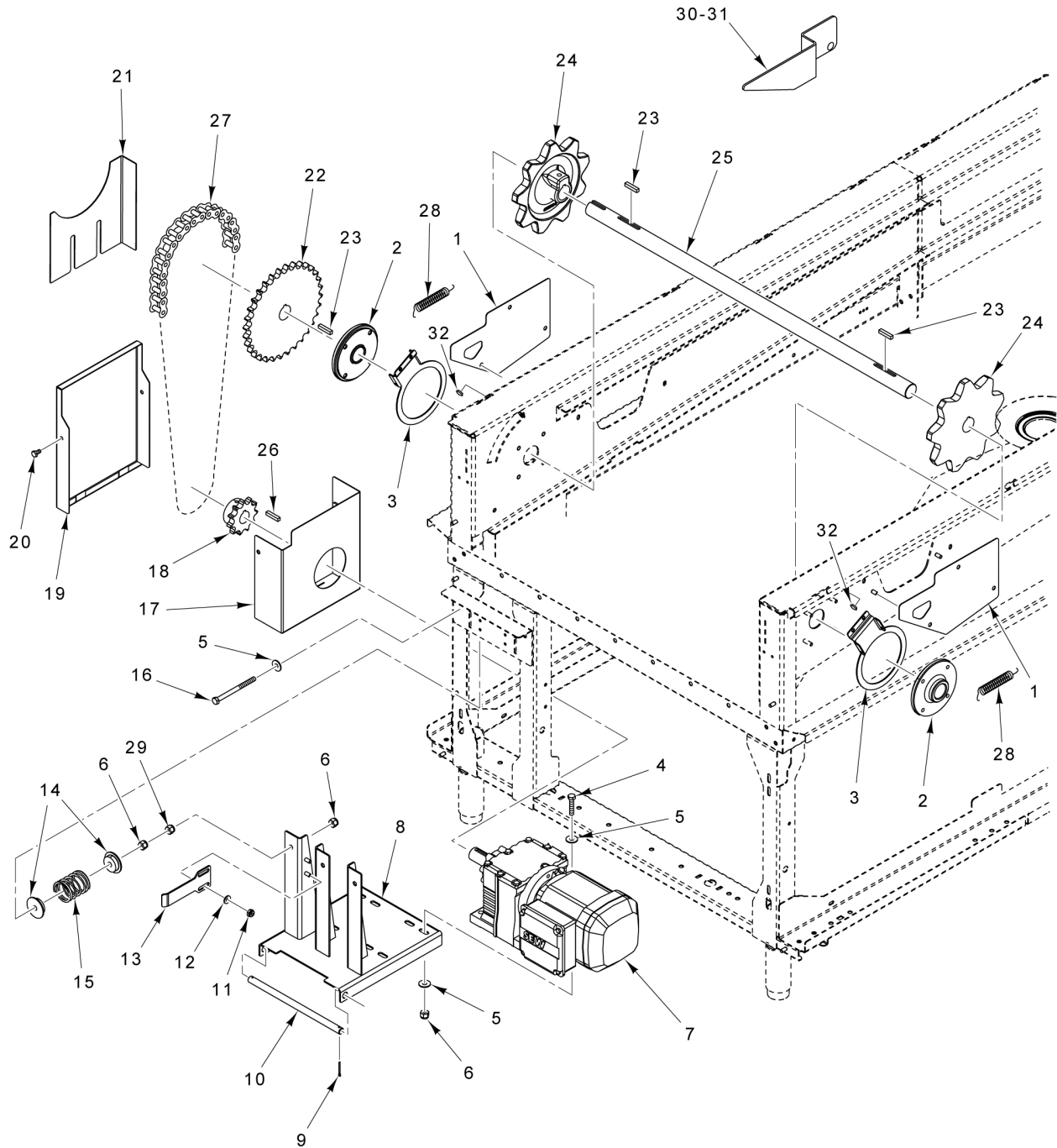
CONVEYOR (FLAT)

ILLUS.	PART NO.	NAME OF PART	AMT.
PL-60843			
1	00-949795	Roller - Conveyor.....	AR
2	RR-006-23	Retaining Ring.....	AR
3	WS-006-44	Washer.....	AR
4	WS-018-40	Washer (SST).....	AR
5	00-475510	Bar - Side.....	AR
6	00-158677-00003	Spacer.....	AR
7	00-949789-00001	Rod - Conveyor.....	AR



DISH LIMIT

ILLUS.	PART NO.	NAME OF PART	AMT.
PL-60831			
1	00-949405	Plate - Splash Guard.....	1
2	00-949945	Hood - Dish Limit.....	1
3	00-473109-005-1	Switch - Interlock.....	1
4	00-949399	Switch - Limit.....	1
5	00-948019-00011	Rod - Cross.....	2
6	SC-124-44	Bolt - Sq. Neck 5/16-18 x 3/4 Rd. Hd.....	2
7	SC-066-06	Mach. Screw 10-24 x 1/2 Phil. Truss Hd. (SST).....	4
8	00-949939-00001	Bracket.....	1
9	WS-018-40	Washer (SST).....	2
10	NS-036-19	Stop Nut 5/16-18 Hex (SST).....	2
11	00-949939-00002	Bracket.....	1
12	NS-036-19	Stop Nut 5/16-18 Hex (SST).....	AR
13	WS-029-05	Washer 0.328 x 0.750 x 0.062 (SST).....	AR
14	00-949930	Mount - Finger Bracket.....	2
15	00-892518	Bracket - Mount (Center).....	1
16	00-892516	Rod - Finger Mounting.....	2
17	00-892514-00003	Spacer - Stacking (Long).....	4
18	00-892514-00002	Spacer - Stacking (Short).....	10
19	00-950302	Finger - Trip Arm (Modified).....	2
20	00-950615	Finger - Trip Arm Stacking.....	AR
21	00-949929-00001	Mount - Finger Trip (Type A Conveyor).....	1
22	00-949929-00002	Mount - Finger Trip (Standard Conveyor).....	1
23	NS-031-21	Stop Nut 1/4-20 Hex (SST).....	3
24	00-892524	Mount - Pad (Trip Arm).....	1
25	SC-041-10	Cap Screw 5/16-18 x 5/8 Hex Hd. (SST).....	4
26	SC-022-35	Mach. Screw 1/4-20 x 1 Slotted Flat Hd. (SST).....	3
27	00-892525-00002	NLA - Obsolete--Pad (Standard Conveyor).....	1
28	00-892525-00001	Pad (Type A Conveyor).....	1
29	SC-066-03	Mach. Screw 6-32 x 1/2 Phil. Truss Hd. (Starting S/N 271195774).....	4
30	WS-023-01	Washer (SST) (Starting S/N 271195774).....	4
31	NS-031-50	Stop Nut 6-32 Hex (SST) (Starting S/N 271195774).....	4
32	00-893111	Magnet - Mount (Starting S/N 271195774).....	1
33	00-111941	Magnet (Starting S/N 271195774).....	1
34	00-475560	Switch - Anti-Jam (Before S/N 271195774).....	1

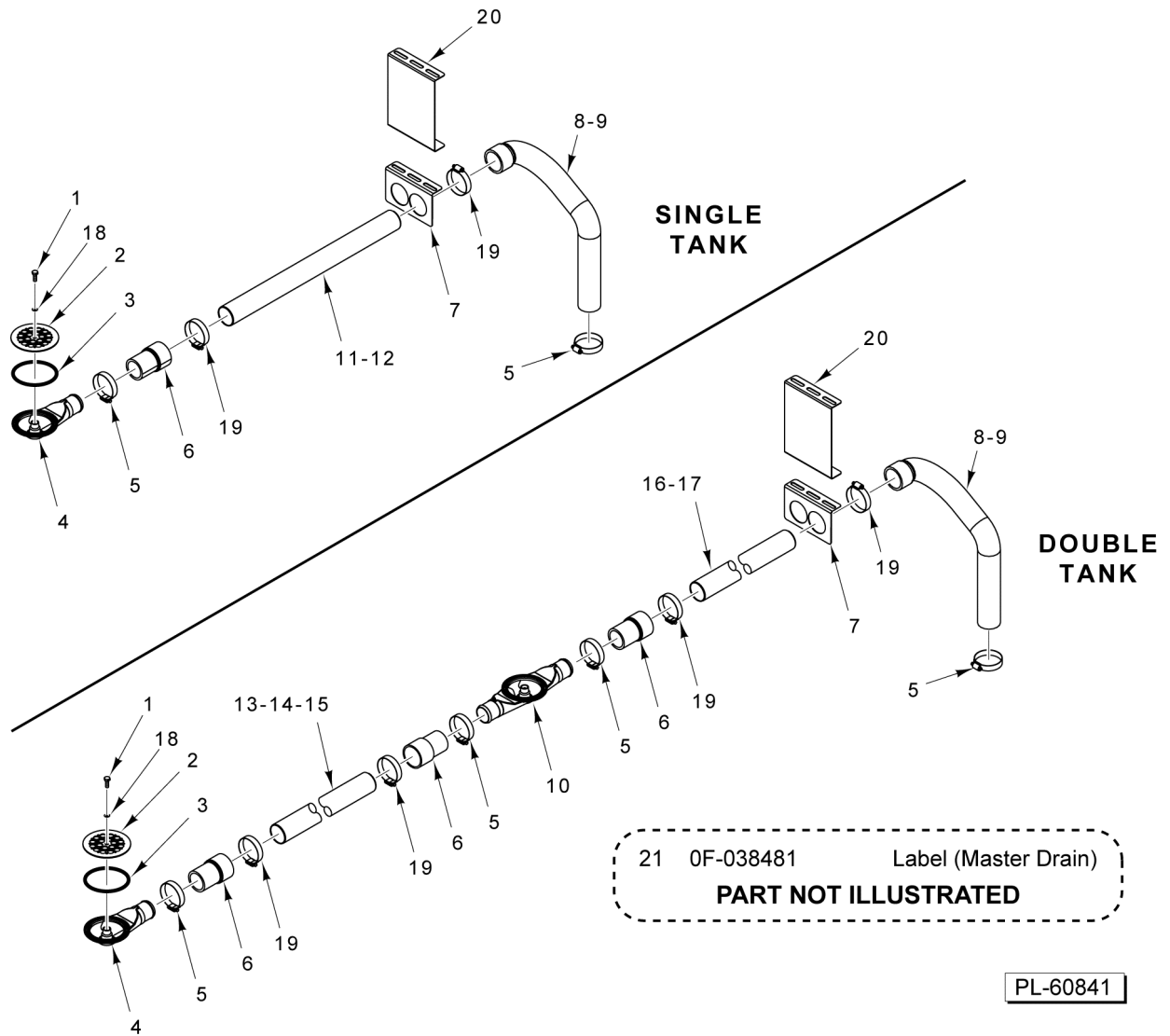


PL-60832

CONVEYOR TAKE-UP

CONVEYOR TAKE-UP

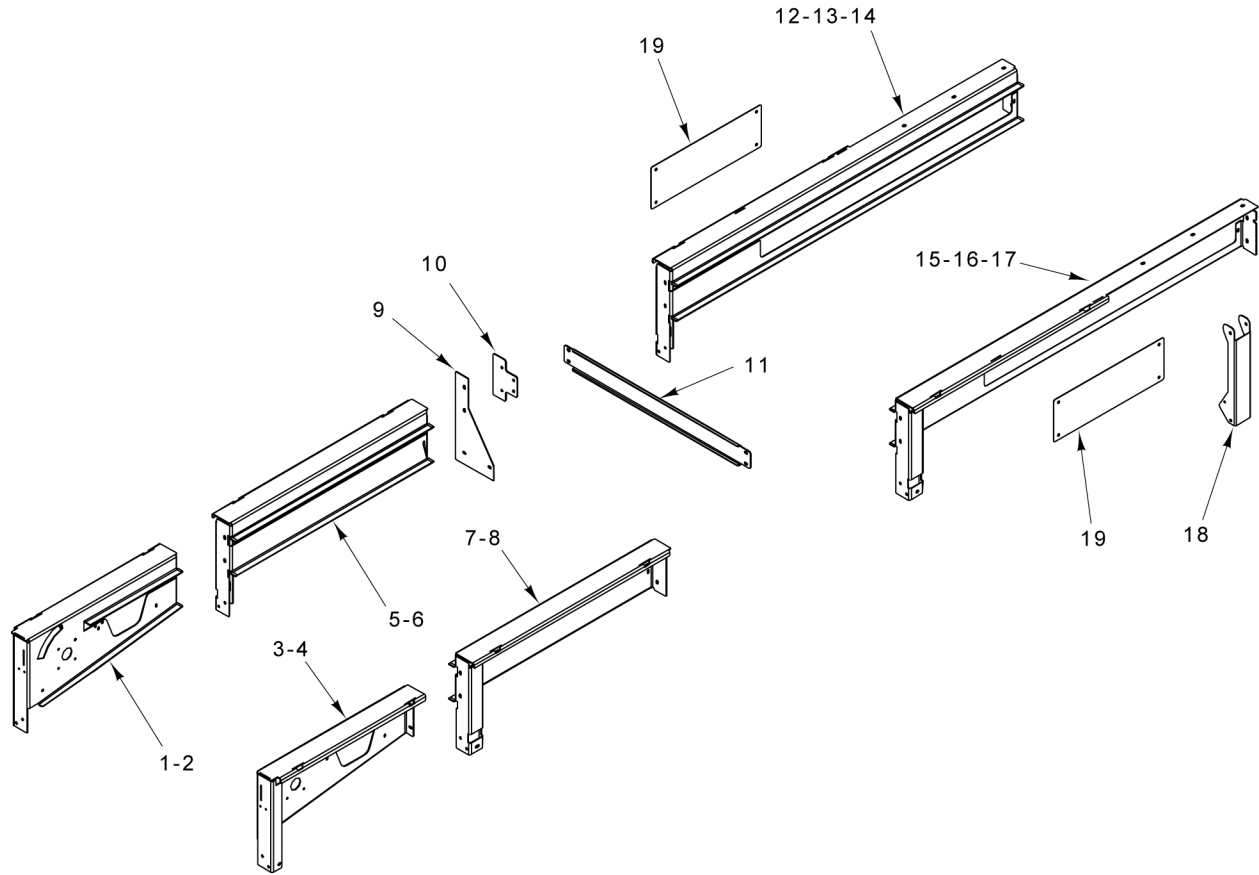
ILLUS. PL-60832	PART NO.	NAME OF PART	AMT.
1	00-949746	Cover.....	2
2	00-947988-00001	Bearing.....	2
3	00-974126	Bracket - Pivot.....	2
4	SC-041-17	Cap Screw 5/16-18 x 1-1/2 Hex Hd. (SST).....	4
5	WS-017-01	Washer 0.328 x 0.875 x 0.062 (SST).....	AR
6	NS-031-29	Stop Nut 5/16-18 Hex (SST).....	12
7	00-947987	Motor - Drive.....	1
8	00-948231-00001	Platform - Motor.....	1
9	PC-005-09	Cotter Pin 3/32.....	2
10	00-948097	Rod - Pivot.....	1
11	NS-031-21	Stop Nut 1/4-20 Hex (SST).....	2
12	WS-017-06	Washer (SST).....	2
13	00-948234-00001	Plate - Actuator.....	1
14	00-947094-00001	Bushing - Anti-Jam.....	6
15	00-948093	Spring.....	3
16	00-974573	Bolt - Conveyor Drive.....	3
17	00-948235-00001	Cover - Chain (Rear).....	1
18	00-949350	Sprocket - Drive Motor.....	1
19	00-948236-00001	Cover - Chain (Front).....	1
20	SC-041-50	Cap Screw 1/4-20 x 1/2 Hex Hd. (SST).....	2
21	00-948237-00001	Cover - Chain (Middle).....	1
22	00-949124	Sprocket (32T).....	1
23	00-012430-00148	Key.....	3
24	00-475502-00002	Sprocket - Conveyor (9 Tooth).....	2
25	00-949097	Shaft - Conveyor.....	1
26	00-012430-00148	Key.....	1
27	00-062804-00009	Chain.....	1
28	00-974114	Spring.....	2
29	NS-015-11	Nut 5/16-18 Hex (SST).....	3
30	00-974107-00001	Guide - Conveyor (Left).....	1
31	00-974107-00002	Guide - Conveyor (Right).....	1
32	00-974099	Grommet (Rubber).....	2



DRAIN (UNLOAD)

DRAIN (UNLOAD)

ILLUS.	PART NO.	NAME OF PART	AMT.
PL-60841			
1	SC-041-50	Cap Screw 1/4-20 x 1/2 Hex Hd. (SST).....	AR
2	00-947920-00001	Plate - Strainer (Round).....	AR
3	00-749370	Gasket - Seal 0.093 x 3.00.....	AR
4	00-948146	Drain Body.....	AR
5	00-538412	Clamp - Hose.....	AR
6	00-949668	Hose - Adapter 1-1/2 to 1-3/4.....	AR
7	00-950392	Bracket - Drain Support.....	AR
8	00-949968-00001	Hose - Drain (L-R).....	AR
9	00-949968-00002	Hose - Drain (R-L).....	AR
10	00-949332	Drain Body (Center).....	AR
11	00-948761-00016	Pipe - Drain (27.75 In.) (5-1/2 Ft. Unload).....	AR
12	00-948761-00011	Pipe - Drain (39.50 In.) (7-1/2 Ft. Unload).....	AR
13	00-948761-00013	Pipe - Drain (43.50 In.) (9 Ft. Unload).....	AR
14	00-948761-00017	Pipe - Drain (55.375 In.) (11 Ft. Unload).....	AR
15	00-948761-00015	Pipe - Drain (67.25 In.) (13 Ft. Unload).....	AR
16	00-948761-00014	Pipe - Drain (21.875 In.) (9 Ft. Unload).....	AR
17	00-948761-00016	Pipe - Drain (27.75 In.) (11 & 13 Ft. Unload).....	AR
18	WL-006-17	Lockwasher 1/4 Helical (SST).....	AR
19	00-534651	Clamp - Hose #32.....	AR
20	00-974133	Bracket - Extension.....	AR
21	0F-038481	Label (Master Drain).....	1

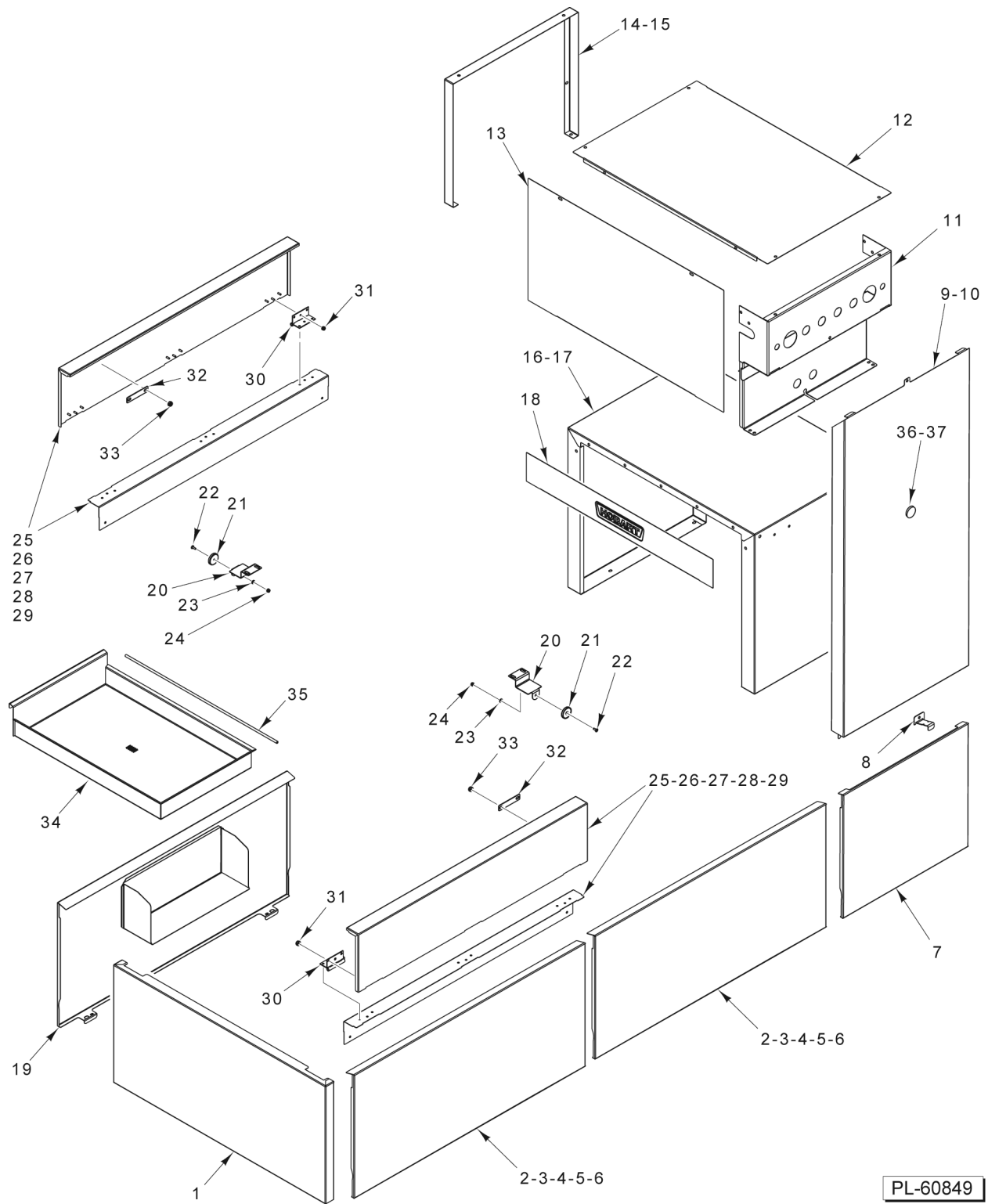


PL-60850

TRACKS (UNLOAD)

TRACKS (UNLOAD)

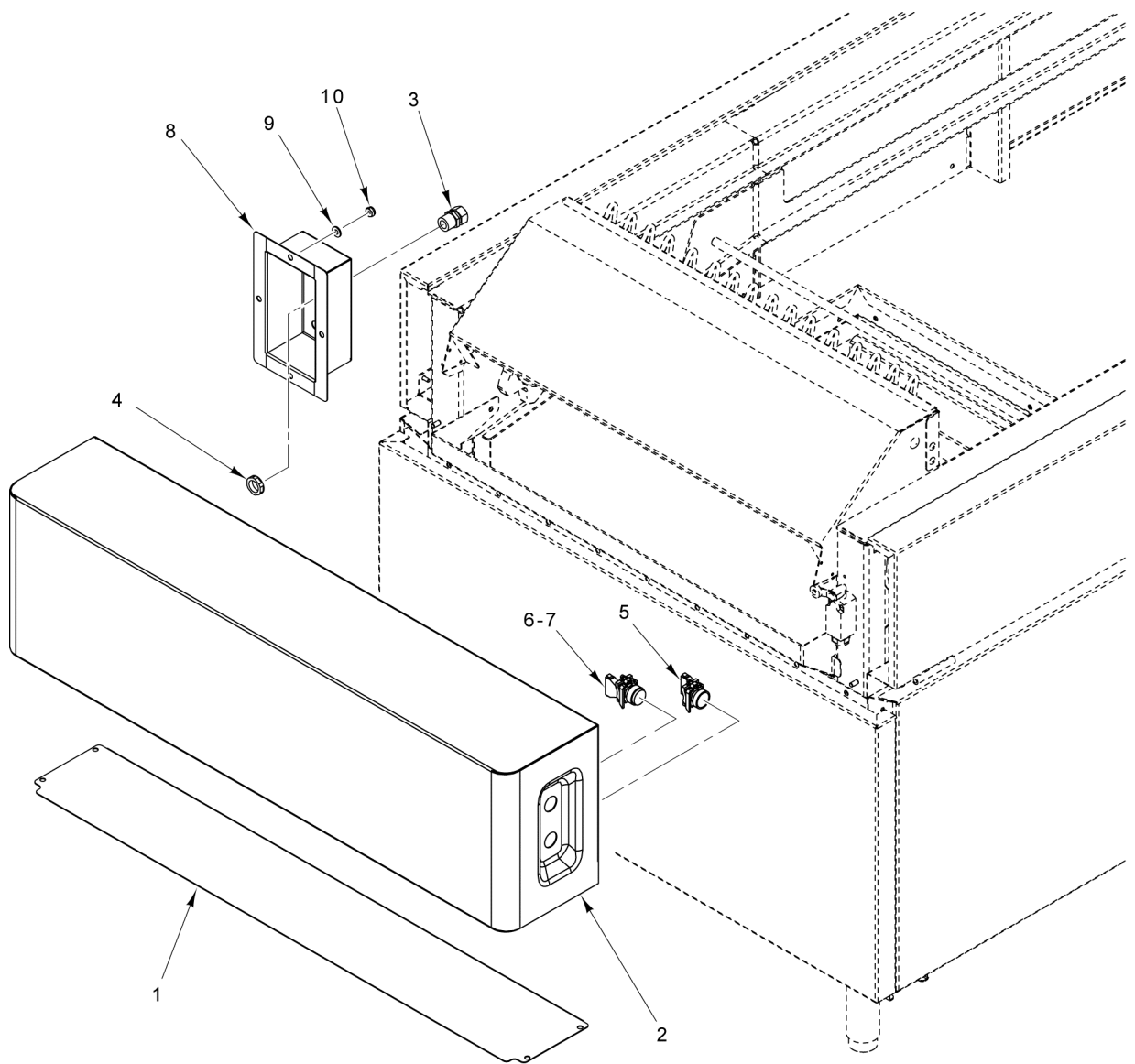
ILLUS.	PART NO.	NAME OF PART	AMT.
PL-60850			
1	00-948007-00002	Track Assy. (24 In.) (Front, L-R; Rear, R-L).....	1
2	00-948007-00006	Track Assy. (47 In.) (Front, L-R; Rear, R-L).....	1
3	00-948007-00001	Track Assy. (24 In.) (Front, R-L; Rear, L-R).....	1
4	00-948007-00005	Track Assy. (47 In.) (Front, R-L; Rear, L-R).....	1
5	00-949431-00008	Track - Extension (31 In.) (Split) (Front, L-R; Rear, R-L).....	1
6	00-949431-00010	Track - Extension (43 In.) (Split) (Front, L-R; Rear, R-L).....	1
7	00-949431-00007	Track - Extension (31 In.) (Split) (Front, R-L; Rear, L-R).....	1
8	00-949431-00009	Track - Extension (43 In.) (Split) (Front, R-L; Rear, L-R).....	1
9	00-949465	Bracket - Split.....	2
10	00-949380	Bracket - Track Brace.....	4
11	00-949381	Brace - Track.....	2
12	00-948009-00016	Track Assy. - Extension (43 In.) (Front, L-R; Rear, R-L).....	1
13	00-948009-00024	Track Assy. - Extension (55 In.) (Front, L-R; Rear, R-L).....	1
14	00-948009-00025	Track Assy. - Extension (67 In.) (Front, L-R; Rear, R-L).....	1
15	00-948009-00011	Track Assy. - Extension (43 In.) (Front, R-L; Rear, L-R).....	1
16	00-948009-00009	Track Assy. - Extension (55 In.) (Front, R-L; Rear, L-R).....	1
17	00-948009-00010	Track Assy. - Extension (67 In.) (Front, R-L; Rear, L-R).....	1
18	00-948330	Post.....	2
19	00-949863	Plate - Cover.....	2



PANELS (UNLOAD)

PANELS (UNLOAD)

ILLUS.	PART NO.	NAME OF PART	AMT.
PL-60849			
1	00-948012-00002	Panel - End (Lower).....	1
2	00-948631-00002	Panel - Trim (Lower) (55 in.).....	AR
3	00-948631-00005	Panel - Trim (Lower) (67 In.).....	AR
4	00-948631-00007	Panel - Trim (Lower) (43 In.).....	AR
5	00-948631-00008	Panel - Trim (Lower) (31 In.).....	AR
6	00-948631-00021	Panel - Trim (Lower) (45 In.).....	AR
7	00-949702	Panel - Trim (Lower).....	1
8	00-949699	Hook - Panel.....	2
9	00-949700-00001	Panel - Cover (Rear) (Standard Height).....	1
10	00-949700-00002	Panel - Cover (Rear) (6 In. Higher Than Standard).....	1
11	00-949698	Panel - Conduit.....	1
12	00-949701	Cover - Top.....	1
13	00-949703	Cover - Side.....	1
14	00-948244-00001	Trim - Control Box Top (Standard Height).....	1
15	00-948244-00002	Trim - Control Box Top (6 In. Higher Than Standard).....	1
16	00-949969-00001	Chamber (Standard Height).....	1
17	00-949969-00002	Chamber (6 In. Higher Than Standard).....	1
18	00-949697	Cover.....	1
19	00-974013-00007	Panel - Lower (With Sump).....	1
20	00-949535	Magnet Assy. (Incls. Items 21 thru 24).....	AR
21	00-950215	Magnet (Cup Style).....	1
22	SD-012-20	Self-Tapping Screw 8-32 x 1/2 Phil. Truss Hd., Type T.....	1
23	WS-023-03	Washer (SST).....	1
24	NS-031-08	Stop Nut 8-32 Special (SST).....	1
25	00-949530-00001	Panel Assy. (31.4 In.) (Incls. Items 30 thru 33).....	AR
26	00-949530-00002	Panel Assy. (43.1 In.) (Incls. Items 30 thru 33).....	AR
27	00-949530-00003	Panel Assy. (54.9 In.) (Incls. Items 30 thru 33).....	AR
28	00-949530-00004	Panel Assy. (66.7 In.) (Incls. Items 30 thru 33).....	AR
29	00-949530-00005	Panel Assy. (45.2 In.) (Incls. Items 30 thru 33).....	AR
30	00-949961	Hinge.....	AR
31	NS-031-15	Stop Nut 10-24 Hex (SST).....	AR
32	00-949807-00001	Strip - Magnet.....	AR
33	NS-031-21	Stop Nut 1/4-20 Hex (SST).....	AR
34	00-947916-00003	Strainer Assy.....	1
35	00-948118-00003	Rod - Support.....	2
36	00-749977-00003	Light - Pilot Base Assy, Red (Blower Dryer Over Temp Light).....	1
37	PB-004-08	Plug Button Heyco 2703.....	1



PL-60846

START AND STOP CONTROLS (UNLOAD)

START AND STOP CONTROLS (UNLOAD)

ILLUS.	PART NO.	NAME OF PART	AMT.
PL-60846			
1	00-949406	Plate - Bottom.....	1
2	00-950192	Panel - Start/Stop (Unload).....	1
3	FE-022-84	Connector - Strain Relief.....	3
4	FE-024-88	Lock Nut 1/2 Electrical.....	3
5	00-913102-00216	Kit - Push-button & Base (Green).....	2
6	00-749992	Button - Push (Extended).....	2
7	00-749986-00003	Block - Contact (Stop).....	2
8	00-948559	Cover - Switch.....	1
9	WS-017-06	Washer (SST).....	4
10	NS-031-21	Stop Nut 1/4-20 Hex (SST).....	4

