



CATALOG OF REPLACEMENT PARTS

FT900 DISHWASHER

LOADING

ML-110672
ML-110673
ML-110674
ML-110675
ML-110870
ML-110871
ML-110876
ML-110877
ML-110881
ML-110882
ML-110938
ML-110939
ML-110940
ML-110941
ML-110942
ML-110943
ML-110944
ML-110945
ML-110946
ML-110947

CENTER

ML-110676
ML-110677
ML-110703
ML-110704
ML-110705
ML-110706
ML-110738
ML-110739
ML-110740
ML-110741
ML-110883
ML-110884

ML-110680
ML-110681
ML-110682
ML-110683
ML-110684
ML-110685
ML-110686
ML-110687
ML-110688
ML-110689
ML-110690
ML-110691
ML-110805
ML-110806
ML-110807
ML-110808
ML-110809
ML-110810
ML-110811
ML-110812
ML-110813
ML-110814

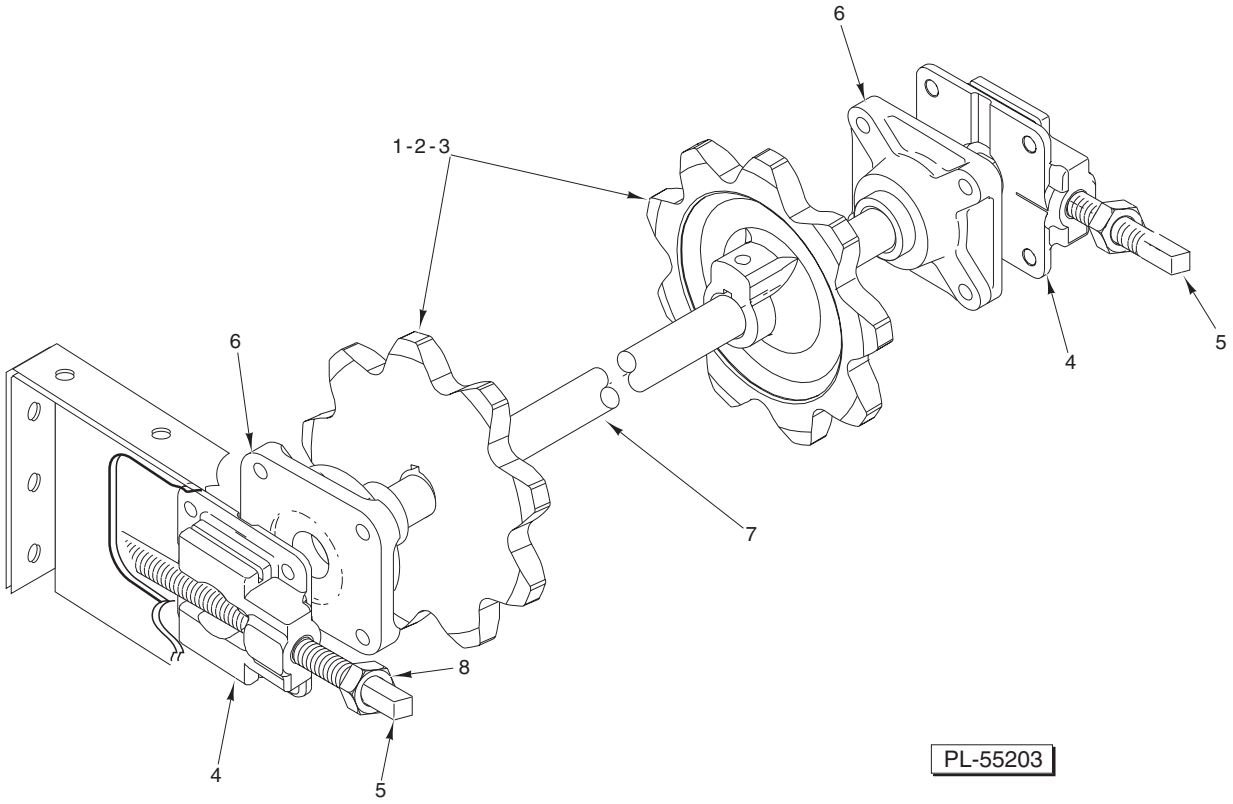
UNLOADING

ML-110815
ML-110816
ML-110817
ML-110818
ML-110819
ML-110820
ML-110821
ML-110822
ML-110823
ML-110824
ML-110825
ML-110826
ML-110827
ML-110828
ML-110829
ML-110830
ML-110831
ML-110832
ML-110833
ML-110834
ML-110835
ML-110836

ML-110837
ML-110838
ML-110839
ML-110840
ML-110841
ML-110842
ML-110843
ML-110844
ML-110845
ML-110846
ML-110847
ML-110848
ML-110849
ML-110850
ML-110851
ML-110852
ML-110853
ML-110854
ML-110855
ML-110856

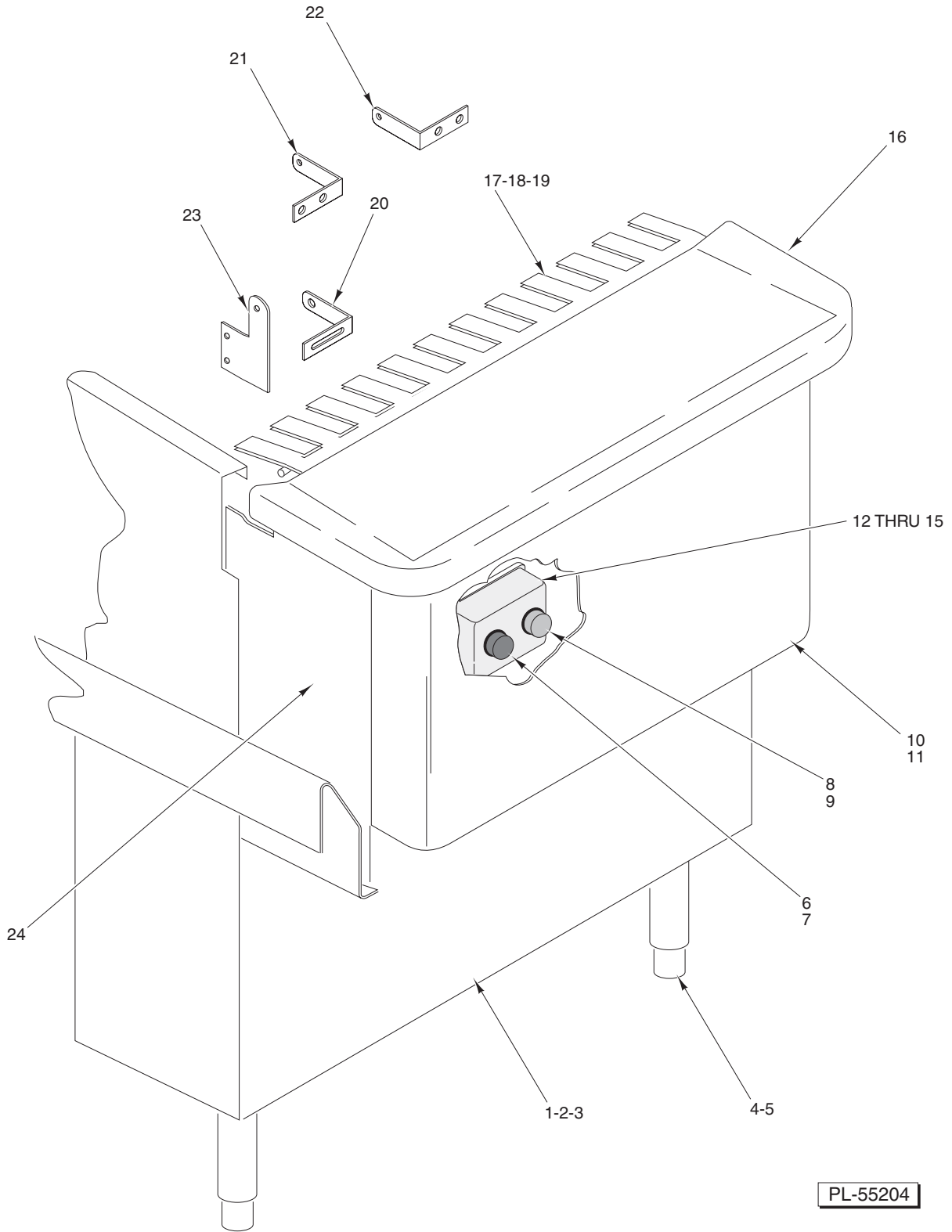
Table of Contents

| Page | Description | Page | Description |
|--------------|---|---------------|--|
| 3-25 | LOADING UNIT | 66 | Electric Heater (Auxiliary Tank) (FT900W Only) |
| 3 | Conveyor Take-Up Unit | 67 | Low Water Protection (Steam Heat) |
| 5 | Load Platform | 68 | Dual Rinse Probe Box |
| 6 | Prewash System (Pump, Motor, and Arms) | 69 | Steam Coils (Tank Heat) |
| 8 | Flush Arm Unit | 71 | Auxiliary Tank Drain and Pump (FT900W Only) |
| 9 | Overflow Unit (Prewash Section) | 73 | Piping – Steam Coil (One Tank) |
| 11 | Drain Unit (Prewash Section) | 74 | Track and Strainer Pan (FT900W) |
| 12 | Doors, Curtains, Strainers, and Baffles | 75 | Piping – Common Steam (FT900) (Steam Coil or Injector Heat) |
| 14 | Panels And Tracks (Prewash Section) | 76 | Piping – Common Steam (FT900S) (Steam Coil or Injector Heat) |
| 17 | Hinged Doors (Prewash Section) | 77 | Piping – Common Steam (FT900W) (Steam Coil or Injector Heat) |
| 18 | Hinged Door Attachment (Prewash Section) | 78 | Single-Steam Injector (Tank Heat) (FT900) |
| 21 | Photoelectric Eye W/Brackets | 79 | Double-Steam Injector (Tank Heat) |
| 22 | Probes (Prewash Section) | 80 | Piping – Common Double Steam (FT900 and FT900S) (Steam Coil or Injector Heat) |
| 23 | Photoelectric Eye Control Box | 81 | Piping – Common Double Steam (FT900W) (Steam Coil or Injector Heat) |
| 25 | Prewash Temperature Control | | |
| 26-81 | CENTER UNIT | 82-131 | UNLOADING UNIT |
| 26 | Control Box and Lid (W/O Circuit Breakers) | 82 | Steam Booster (Single-Steam Injector) |
| 29 | Control Box with Circuit Breakers | 85 | Steam Booster (Double-Steam Injector) |
| 31 | Circuit Breakers | 87 | Electric Booster (R-L) |
| 32 | Lower Base Plate (Control Box) (Previous Construction) | 88 | Electric Booster (L-R) |
| 35 | Lower Base Plate (Control Box) (Current Construction) | 91 | Circuit Breaker – Electric Booster (Mounted on Electric Booster) (Previous Construction) |
| 37 | Base Plate Assembly – Upper and Bottom | 93 | Circuit Breaker Box |
| 39 | Wash/Rinse System (Pump, Motor, and Arms) | 95 | Drain Unit (Unload Section) |
| 40 | Fill Piping | 97 | Panels and Tracks |
| 42 | Final Rinse Piping | 99 | Conveyor (Type AA) (Previous Construction) |
| 45 | Auxiliary Rinse Piping (FT900W) | 101 | Conveyor (Type BB) (Current Construction) |
| 47 | Final Rinse Actuator (Previous Construction) | 103 | Conveyor (Type A) |
| 48 | Doors, Curtains, Strainers, and Baffles | 104 | Conveyor (Thermal Tray – POS 1 and 2) |
| 51 | Hinged Doors (Wash/Rinse Section) | 107 | Conveyor (Oval Trays) (Previous Construction) |
| 52 | Hinged Door Attachment (Wash/Rinse Section) | 109 | Conveyor Drive Unit |
| 55 | Final Rinse Makeup Unit and Pan | 111 | Blower Dryer Unit (Previous Construction) |
| 57 | Flow Back Unit (Wash/Rinse Section) | 113 | Plenum, Deflector, Tracks, and Doors |
| 59 | Drain Unit (Wash/Rinse Section) | 115 | Panels (Dryer) |
| 61 | Panels and Tracks (Wash/Rinse Section) | 117 | Hinged Doors (Dual Rinse and Blower Dryer) |
| 63 | Electric Heater (One Tank) (FT900 and FT900W) | 118 | Hinged Door Attachment (Unload and Dual Rinse Sections) |
| 65 | Electric Heater (One Tank) (FT900S) | 121 | Heater (Electric Dryer) |
| | | 123 | Motor – Blower Dryer (Previous Construction) |
| | | 125 | Heater (Steam Dryer) (Previous Construction) |
| | | 126 | Low Profile Blower Dryer |
| | | 128 | Blower Motor (Low Profile) |
| | | 131 | Unload Platform |



CONVEYOR TAKE-UP UNIT

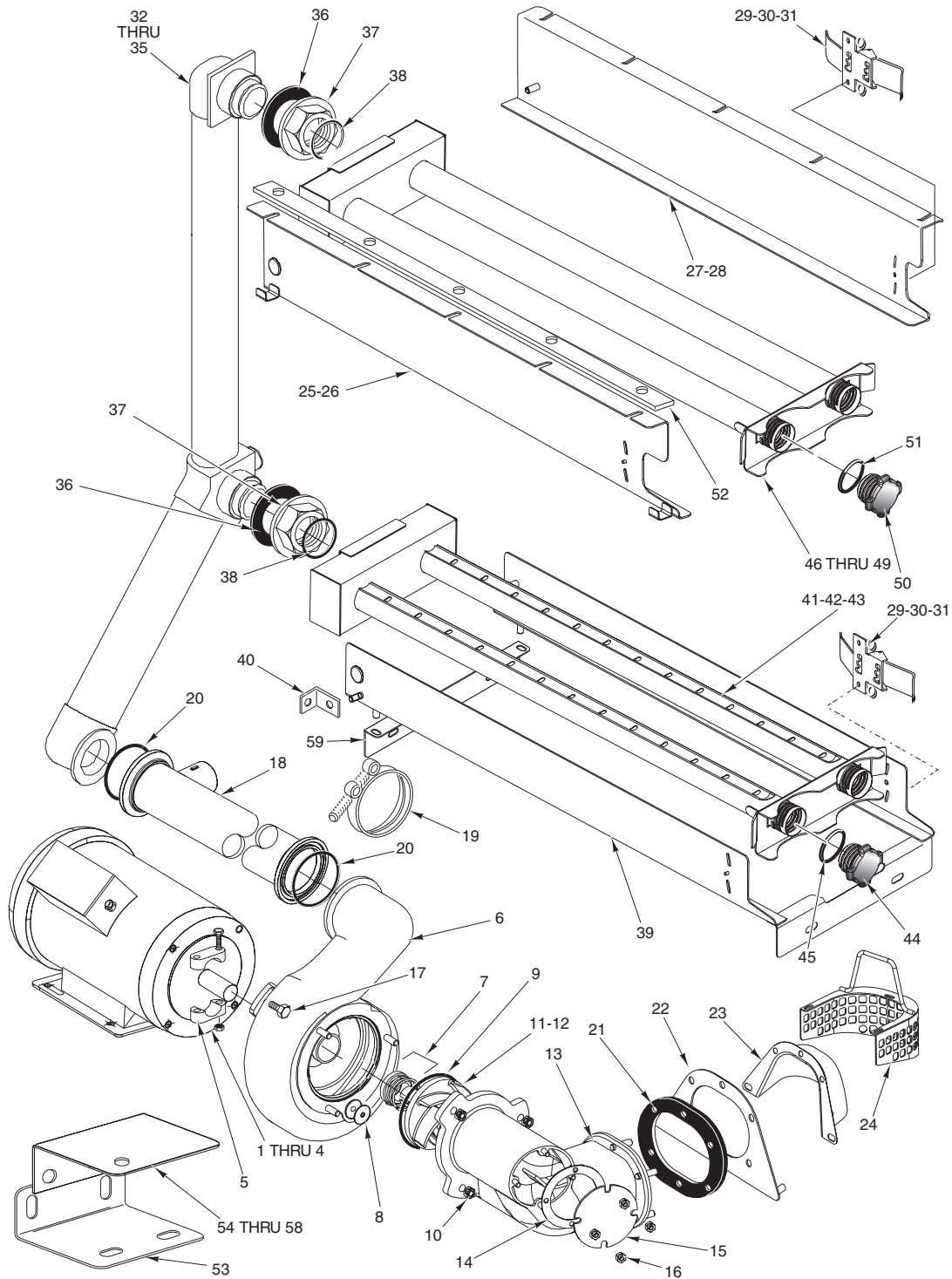
| ILLUS. | PART NO. | NAME OF PART | AMT. |
|----------|-----------------|-------------------------------------|------|
| PL-55203 | | | |
| 1 | 00-475502 | Sprocket – Conveyor (9 Tooth) | 2 |
| 2 | 00-012430-00204 | Key 1/4 x 1/4 x 1 3/4 | 2 |
| 3 | SC-050-15 | Set Screw 3/8-16 x 7/8 | 2 |
| 4 | 00-476006 | Guide – Bearing Support | 2 |
| 5 | 00-475977 | Weldment – Screw Adjustment | 2 |
| 6 | 00-081656 | Bearing – Flange | 2 |
| 7 | 00-475790 | Shaft – Conveyor (Load) | 1 |
| 8 | NS-018-38 | Jam Nut 3/4-10 Hex (SST) | 2 |



LOAD PLATFORM

LOAD PLATFORM

| ILLUS. | PART NO. | NAME OF PART | AMT. |
|----------|-----------------|---|------|
| PL-55204 | | | |
| 1 | 00-748758 | Panel – Load End (Current Construction) | 1 |
| 2 | 00-475943-00001 | Panel – Load End (R-L) (Previous Construction) | 1 |
| 3 | 00-475943-00002 | Panel – Load End (L-R) (Previous Construction) | 1 |
| 4 | 00-475874 | Foot | 4 |
| 5 | 00-475879 | Leg – Load | 1 |
| 6 | 00-749986-00003 | Block – Contact (Stop) | 1 |
| 7 | 00-749992 | Button – Push (Extended) | 1 |
| 8 | 00-749986-00004 | Block – Contact (Start) | 1 |
| 9 | 00-892001 | Button – Push (Flush) | 1 |
| 10 | 00-476747-00001 | Bracket – Start/Stop (Load R-L) | 1 |
| 11 | 00-476747-00002 | Bracket – Start/Stop (Load L-R) | 1 |
| 12 | 00-476654 | Box – Switch (Start/Stop) | 1 |
| 13 | 00-288465 | Lid & Gasket Assy. | 1 |
| 14 | SD-012-20 | Self-Tapping Screw 8-32 x 1/2 Phil. Truss Hd., Type T | 4 |
| 15 | FE-022-84 | Strain Relief 1/2 NPT | 1 |
| 16 | 00-475971 | Platform Assy. (Load) | 1 |
| 17 | 00-892614 | Load Fingers Assy. Type A (Current Construction) | 1 |
| 18 | 00-475984 | Load Fingers Assy. Type AA (Previous Construction) | 1 |
| 19 | 00-892558 | Load Fingers Assy. Type BB (Current Construction) | 1 |
| 20 | 00-892617 | Bracket – Finger Mounting (Current Construction) | 1 |
| 21 | 00-475990-00001 | Bracket – Finger Mounting (Previous Construction) | 1 |
| 22 | 00-475990-00002 | Bracket – Finger Mounting (Previous Construction) | 1 |
| 23 | 00-475985 | Plate – Pivot Load Platform | 2 |
| 24 | 00-475991 | Support – Platform | 1 |



PL-55205

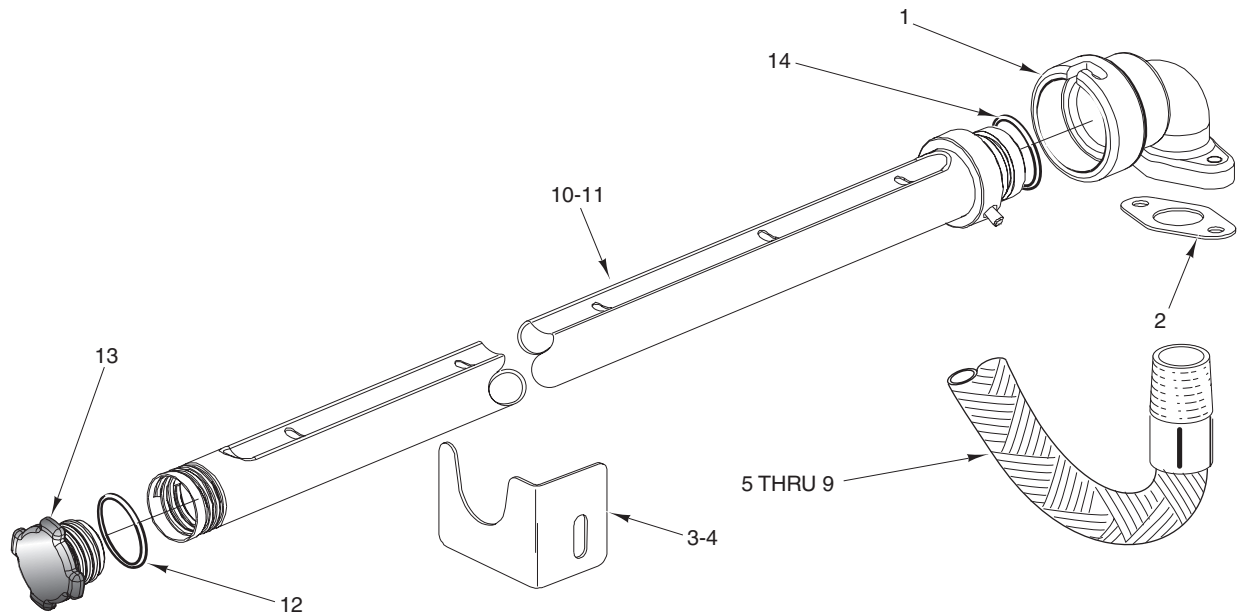
**PREWASH SYSTEM
(PUMP, MOTOR, AND ARMS)**

| LLUS. PL-55205 | PART NO. | NAME OF PART | AMT. |
|-------------------|-----------------|------------------------------------|------|
| 1 | 00-476738-00001 | Motor (208-230/460/60/3) | 1 |
| 2 | 00-476738-00002 | Motor (200-240/380-415/50/3) | 1 |
| 3 | 00-476738-00003 | Motor (575/60/3) | 1 |

**PREWASH SYSTEM
(PUMP, MOTOR, AND ARMS) (Cont.)**

| ILLUS. PL-55205 | PART NO. | NAME OF PART | AMT. |
|--------------------|-----------------|--|------|
| 4 | 00-476738-00004 | Motor (380/60/3) | 1 |
| 5 | 00-476738-00005 | Clamp | 1 |
| 6 | 00-476738-00006 | Housing – Pump W/Studs | 1 |
| 7 | 00-476738-00007 | Seal Assy. | 1 |
| 8 | 00-476738-00008 | Gasket – Drain | 1 |
| 9 | 00-476738-00009 | O-Ring – Suction Flange | 1 |
| 10 | NS-015-11 | Nut ⁵ / ₁₆ -18 Hex | 3 |
| 11 | 00-476738-00011 | Impeller Assy. (Load, 60 Hz.) | 1 |
| 12 | 00-476738-00010 | Impeller Assy. (Load, 50 Hz.) | 1 |
| 13 | 00-476738-00012 | Flange – Suction W/Studs | 1 |
| 14 | 00-476738-00013 | Gasket Clean Out | 1 |
| 15 | 00-476738-00014 | Plate, Cover, Clean Out | 1 |
| 16 | NS-015-01 | Nut ¹ / ₄ -20 Hex (SST) | 4 |
| 17 | SC-041-29 | Cap Screw ³ / ₈ -16 x ⁷ / ₈ Hex Hd. (SST) | 4 |
| 18 | 00-476094-00002 | Tube – Pump Discharge (Load) | 1 |
| 19 | 00-476098 | Clamp – Discharge Tube | 2 |
| 20 | 00-067500-00131 | O-Ring | 2 |
| 21 | 00-476091 | Gasket – Pump | 1 |
| 22 | 00-476495 | Stiffener – Shroud | 1 |
| 23 | 00-476409 | Shroud – Pump | 1 |
| 24 | 00-476410 | Strainer – Pump | 1 |
| 25 | 00-476102-00001 | Support – Upper Wash Arm (L-R, RH, W/Clip) | 1 |
| 26 | 00-476102-00002 | Support – Upper Wash Arm (R-L, LH, W/Clip) | 1 |
| 27 | 00-476102-00004 | Support – Upper Wash Arm (L-R, LH, No Clip) | 1 |
| 28 | 00-476102-00003 | Support – Upper Wash Arm (R-L, RH, No Clip) | 1 |
| 29 | 00-476101 | Latch – Wash Arm | 4 |
| 30 | SC-093-04 | Mach. Screw 8-32 x ¹ / ₂ Phil. Pan Hd. (SST) | 8 |
| 31 | NS-031-08 | Stop Nut 8-32 Hex (SST) | 8 |
| 32 | 00-749343-00001 | Tube Assy. (Prewash R-L) (Standard Height) | 1 |
| 33 | 00-749343-00002 | Tube Assy. (Prewash R-L) (6 In. Higher Than Standard) | 1 |
| 34 | 00-749344-00001 | Tube Assy. (Prewash L-R) (Standard Height) | 1 |
| 35 | 00-749344-00002 | Tube Assy. (Prewash L-R) (6 In. Higher Than Standard) | 1 |
| 36 | 00-749370 | Gasket – Seal 0.093 x 3.00 | 2 |
| 37 | 00-473460 | Nut – Manifold | 2 |
| 38 | 00-067500-00129 | O-Ring | 2 |
| 39 | 00-476103-00002 | Support Assy. – Lower Wash Arm (Load) | 1 |
| 40 | 00-289828 | Bracket | 2 |
| 41 | 00-476112 | Wash Arm – Lower Load (FT900/900W) | 1 |
| 42 | 00-892355 | Wash Arm – Lower Load R-L (FT900S) | 1 |
| 43 | 00-892487 | Wash Arm – Lower Load L-R (FT900S) | 1 |
| 44 | 00-475589 | Plug – Wash Arm | 2 |
| 45 | 00-067500-00127 | O-Ring | 2 |
| *46 | 00-748515-00001 | Wash Arm – Upper Load R-L (FT900/900W) | 1 |
| *47 | 00-892354 | Wash Arm – Upper Load R-L (FT900S) | 1 |
| *48 | 00-748515-00002 | Wash Arm – Upper Load L-R (FT900/900W) | 1 |
| *49 | 00-892496 | Wash Arm – Upper Load L-R (FT900S) | 1 |
| 50 | 00-475589 | Plug – Wash Arm | 2 |
| 51 | 00-067500-00127 | O-Ring | 2 |
| 52 | - | Spacer – Upper Arm Support | 1 |
| 53 | 00-748263 | Support – Pump Lower | 1 |
| 54 | 00-748264 | Support – Pump Upper (60 Hz.) | 1 |
| 55 | 00-748265 | Support – Pump Upper (50 Hz.) | 1 |
| 56 | SC-041-14 | Cap Screw ⁵ / ₁₆ -18 x ¹ / ₈ Hex Hd. (SST) | 4 |
| 57 | WS-017-01 | Washer | 8 |
| 58 | NS-031-29 | Stop Nut ⁵ / ₁₆ -18 Elastic | 4 |
| 59 | 00-476097-00002 | Bracket – Spreader (Lower Wash Arm) | 1 |
| | 00-749346 | Service Kit – Manifold Assy. (Use With Items 32 thru 35) | 1 |

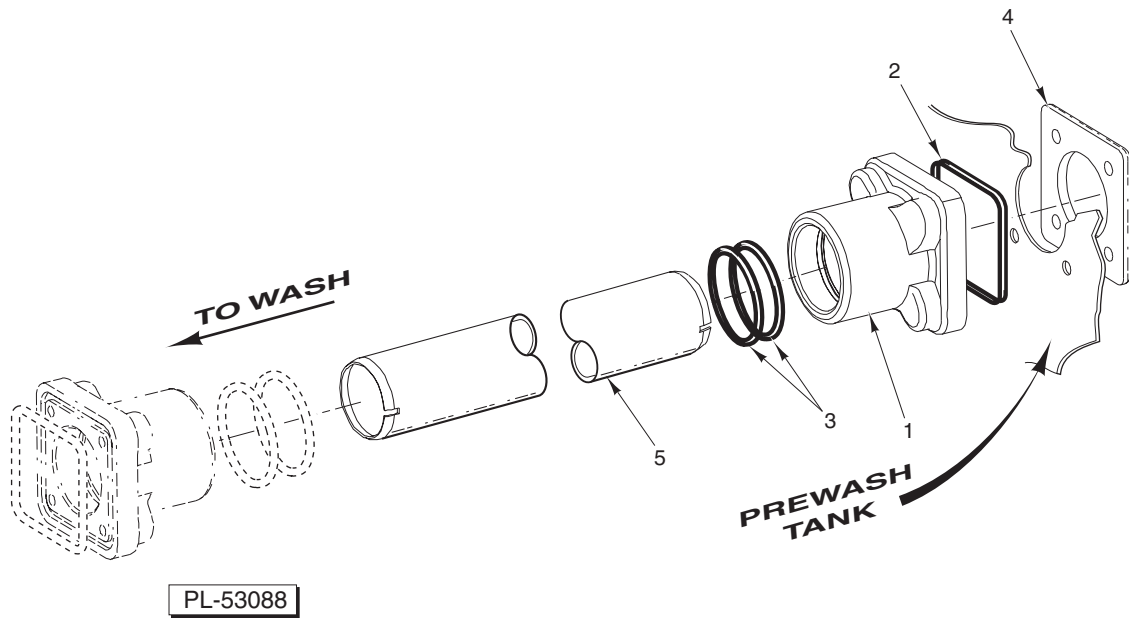
*Remove item 52 (if used previously) when replacing items 46 thru 49.



PL-55206

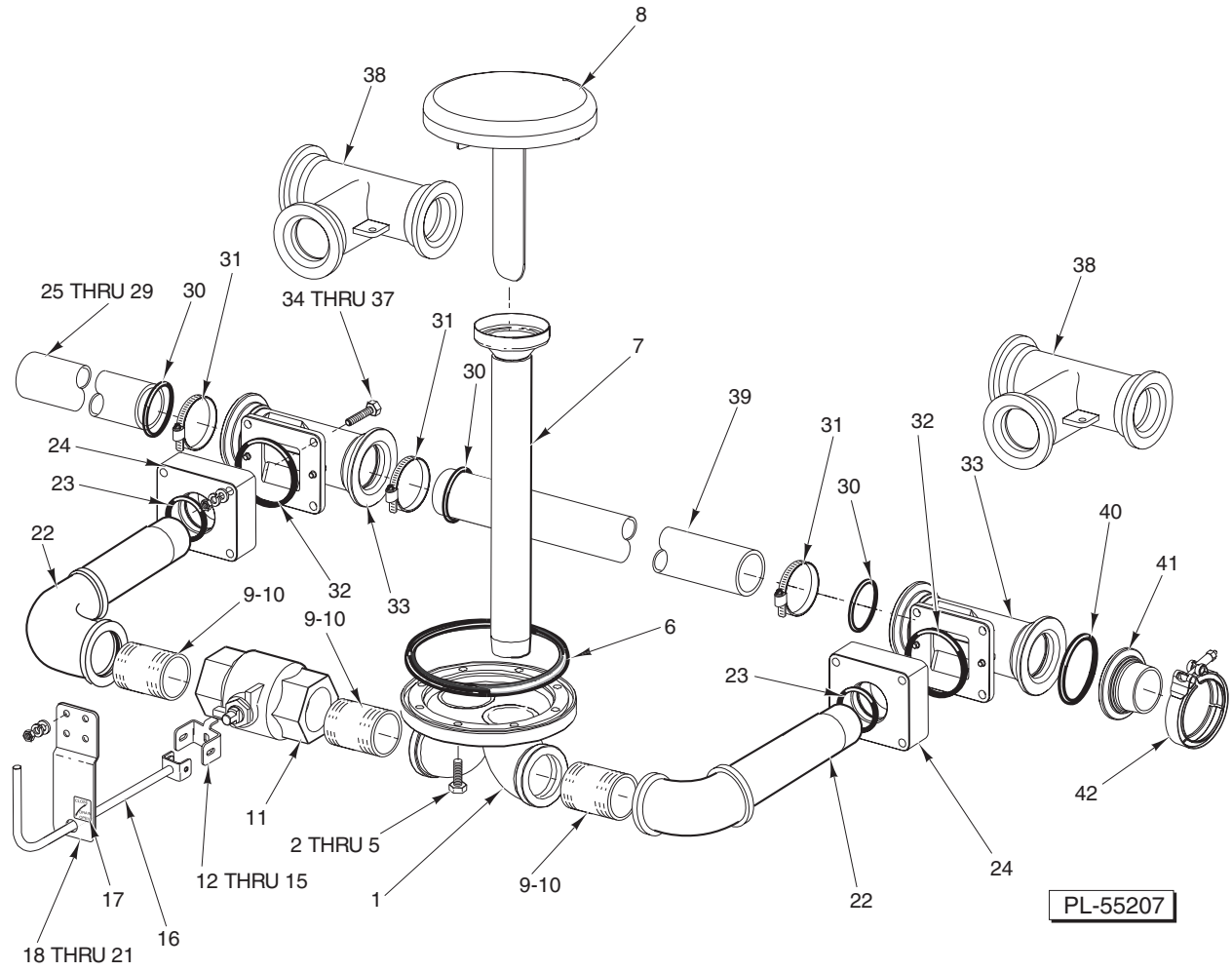
FLUSH ARM UNIT

| ILLUS. | PART NO. | NAME OF PART | AMT. |
|----------|-----------------|--|------|
| PL-55206 | | | |
| 1 | 00-476119-00002 | Socket – Flush Arm | 1 |
| 2 | 00-476137 | Gasket – Socket Flush Arm | 1 |
| 3 | 00-476121 | Bracket – Support (Flush Tube R-L) | 1 |
| 4 | 00-476121-00002 | Bracket – Support (Flush Tube L-R) | 1 |
| 5 | 00-749158-00001 | Hose – Braided (SST 1 In.) (5 Ft. Stage 1, R-L) | 1 |
| 6 | 00-476237-00005 | Hose – Braided (SST 1 In.) (5 Ft. Stage 1, L-R) | 1 |
| 7 | 00-476237-00001 | Hose – Braided (SST 1 In.) (7 Ft. Stage 1, L-R/7 Ft. Stage 1, R-L/5 Ft. Stage 2, R-L/6 Ft. Stage 2, L-R) | 1 |
| 8 | 00-476237-00002 | Hose – Braided (SST 1 In.) (5 Ft. Stage 2, L-R) | 1 |
| 9 | 00-476237-00003 | Hose – Braided (SST 1 In.) (6 Ft. Stage 2, R-L/7 Ft. Stage 2, R-L) | 1 |
| 10 | 00-476124 | Arm – Flush (L-R) | 1 |
| 11 | 00-476118 | Arm – Flush (R-L) | 1 |
| 12 | 00-067500-00127 | O-Ring | 1 |
| 13 | 00-475589 | Plug – Wash Arm | 1 |
| 14 | 00-067500-00013 | O-Ring | 1 |
| | FP-049-19 | Elbow 1 x 45 Deg. (5 Ft. Load, L-R) | 1 |
| | FP-087-41 | Pipe 1 x 3.000 | 1 |



**OVERFLOW UNIT
(PREWASH SECTION)**

| ILLUS. | PART NO. | NAME OF PART | AMT. |
|----------|-----------------|--|------|
| PL-53088 | | | |
| 1 | 00-476130 | Coupling – Pass-Thru (Flowback Pipe) (2.031 Dia. thru Hole)..... | 1 |
| 2 | 00-067500-00132 | O-Ring | 1 |
| 3 | 00-067500-00134 | O-Ring | 2 |
| 4 | 00-476128-00001 | Plate – Flow Back Mounting | 1 |
| 5 | 00-476127 | Pipe – Flow Back (Wash/Prewash) | 1 |



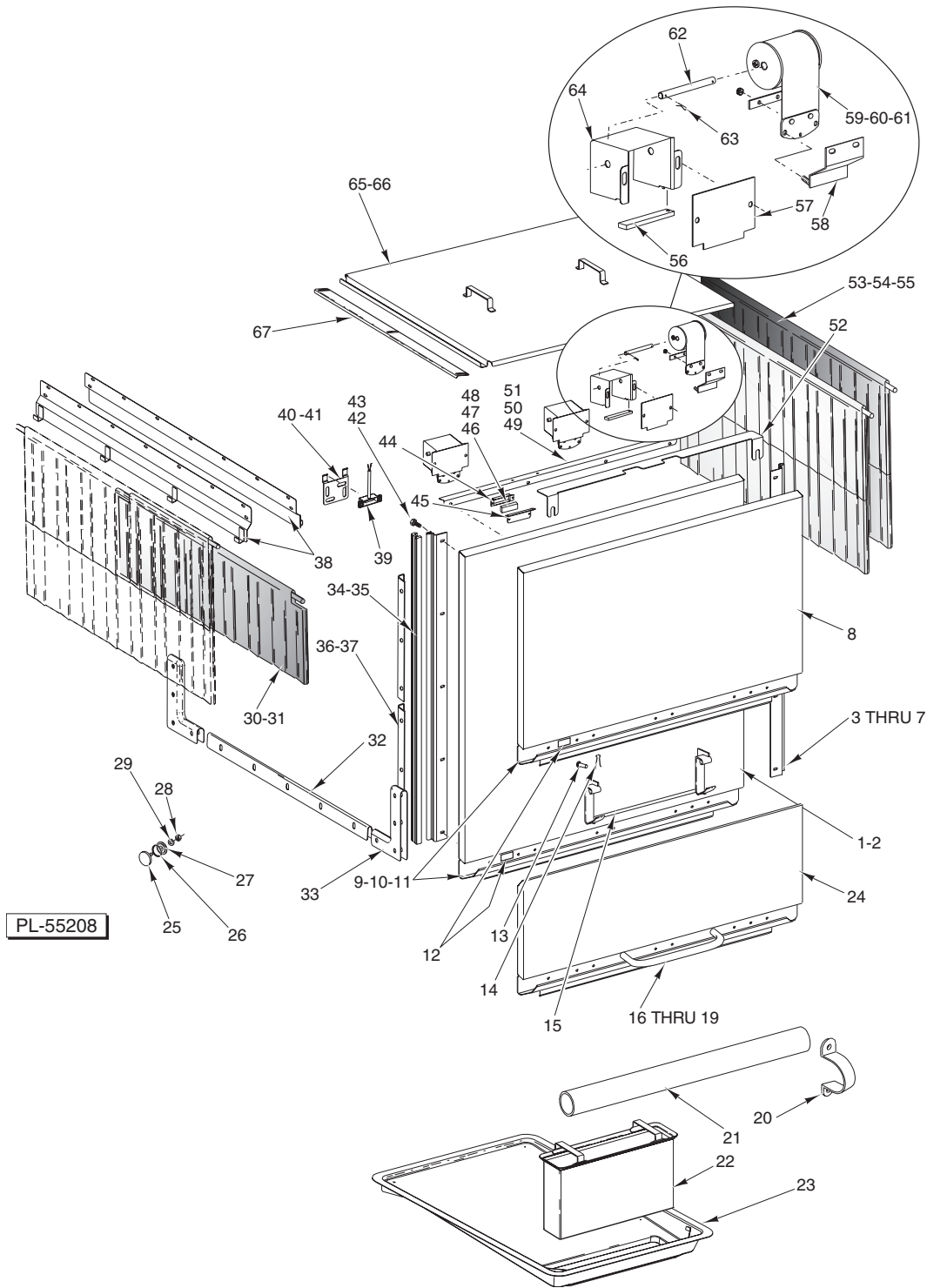
**DRAIN UNIT
(PREWASH SECTION)**

**DRAIN UNIT
(PREWASH SECTION)**

| ILLUS. PL-55207 | PART NO. | NAME OF PART | AMT. |
|--------------------|-----------------|--|------|
| 1 | 00-748013 | Drain – Manual Assy. (W/Overflow) (2 Openings) | 1 |
| 2 | SC-041-11 | Cap Screw ⁵ / ₁₆ -18 x ³ / ₄ Hex Hd. (SST) | 8 |
| 3 | WS-017-08 | Washer | 8 |
| 4 | WL-006-23 | Lockwasher ⁵ / ₁₆ Medium (SST) | 8 |
| 5 | NS-015-11 | Nut ⁵ / ₁₆ -18 Hex | 8 |
| 6 | 00-067500-00136 | O-Ring | 1 |
| 7 | 00-475850 | Pipe – Overflow | 1 |
| 8 | 00-475854 | Cover – Overflow | 1 |
| 9 | FP-054-85 | Pipe 1 ¹ / ₂ x 2.000 (Previous Construction) | 1 |
| 10 | FP-054-58 | Pipe 1 ¹ / ₂ x 1 ³ / ₄ (SST) (Current Construction) | 1 |
| 11 | 00-287826-00001 | Valve – Ball | 1 |
| 12 | 00-748005 | Bracket – Valve (Manual) | 1 |
| 13 | SC-041-12 | Cap Screw ⁵ / ₁₆ -18 x ⁷ / ₈ Hex Hd. | 2 |
| 14 | WS-017-01 | Washer | 2 |
| 15 | WL-006-23 | Lockwasher ⁵ / ₁₆ Medium (SST) | 2 |
| 16 | 00-748006 | Handle – Manual | 1 |
| 17 | 00-748025 | Label – Drain | 1 |
| 18 | 00-748186 | Support – Drain Handle | 1 |
| 19 | WS-017-08 | Washer | 4 |
| 20 | WL-006-23 | Lockwasher ⁵ / ₁₆ Medium (SST) | 4 |
| 21 | NS-015-11 | Nut ⁵ / ₁₆ -18 Hex | 4 |
| 22 | 00-749552 | Elbow – Drain Adapter | 2 |
| 23 | 00-067500-00126 | O-Ring | 2 |
| 24 | 00-748026 | Connector – Adapter (Manual) (Plastic) (Previous Construction) | 2 |
| 25 | 00-289467-00005 | Pipe Drain (39.5 Lg.) (6 Ft. Stage 2, L-R and R-L) | 1 |
| 26 | 00-289467-00014 | Pipe Drain (5 Ft. Stage 2, L-R and R-L) | 1 |
| 27 | 00-289467-00015 | Pipe Drain (6 Ft. Stage 2, L-R and R-L) | 1 |
| 28 | 00-289467-00016 | Pipe Drain (7 Ft. Stage 2, L-R and R-L) | 1 |
| 29 | 00-289467-00004 | Pipe Drain (20.000 Lg.) (Common Load) | 1 |
| 30 | 00-067500-00134 | O-Ring | 3 |
| 31 | 00-542337 | Clamp – Hose | 3 |
| 32 | 00-067500-00137 | O-Ring (Previous Construction) | 2 |
| 33 | 00-475925 | Tee – Connection (Drain Valve) (Previous Construction) | 2 |
| 34 | SC-041-62 | Cap Screw ⁵ / ₁₆ -18 x 2 ¹ / ₂ Hex Hd. (Previous Construction) | 8 |
| 35 | WS-017-08 | Washer (Previous Construction) | 16 |
| 36 | WL-006-23 | Lockwasher ⁵ / ₁₆ Medium (SST) (Previous Construction) | 8 |
| 37 | NS-015-11 | Nut ⁵ / ₁₆ -18 Hex (Previous Construction) | 8 |
| 38 | 00-749650-00001 | Tee – Drain Center (Current Construction) | 2 |
| 39 | 00-289467-00008 | Pipe – Drain Overflow (13.500 Lg.) | 1 |
| 40 | 00-067500-00131 | O-Ring | 1 |
| 41 | 00-475927-00001 | Connector – Drain (To Building Drain) (Plastic, 2 NPT) | 1 |
| 42 | 00-476098 | Clamp – Discharge Tube | 1 |

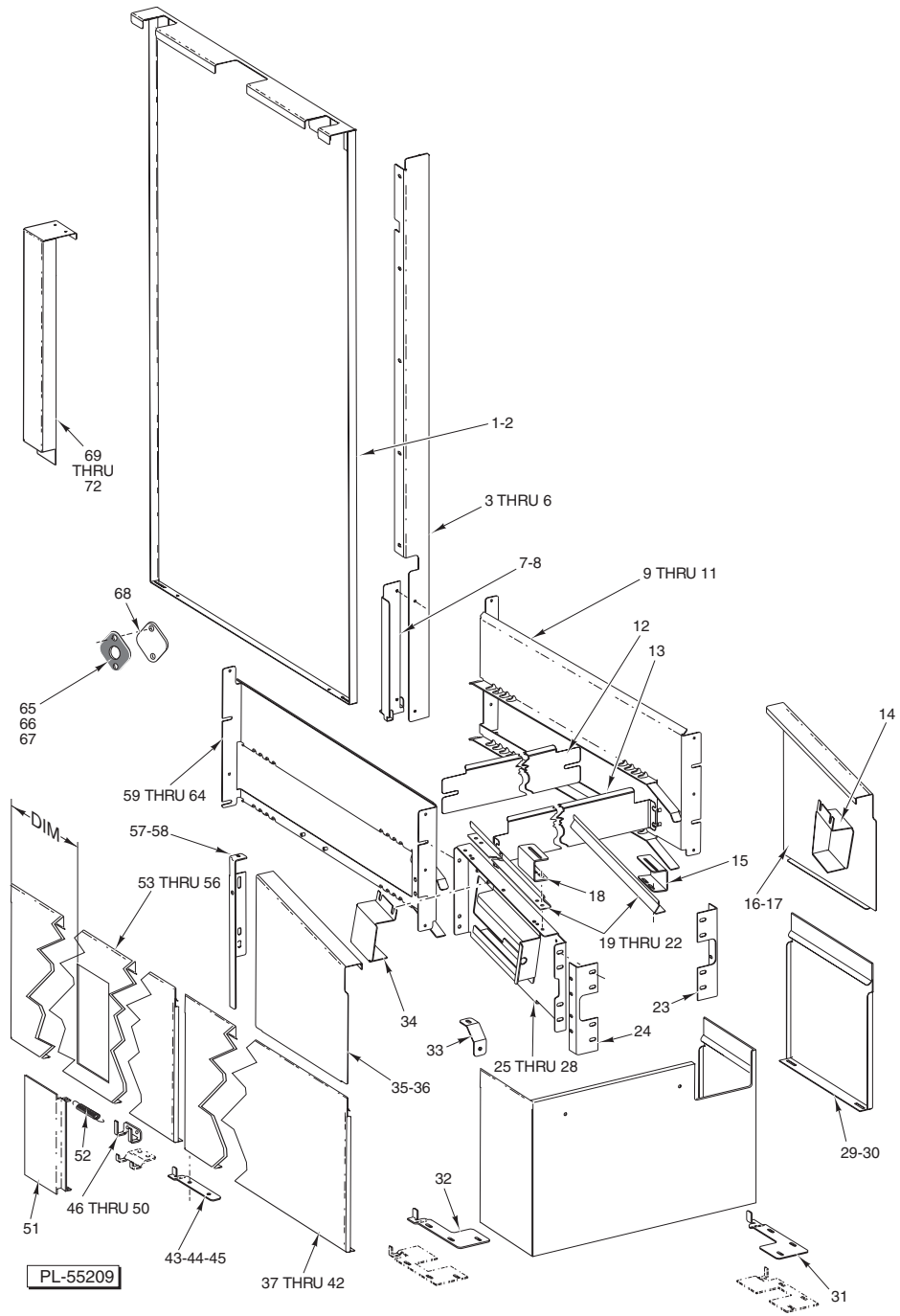
**DOORS, CURTAINS, STRAINERS, AND BAFFLES
(PREWASH SECTION) (Cont.)**

| ILLUS. | PART NO. | NAME OF PART | AMT. |
|--------|-----------------|--|------|
| 6 | 00-476904-00005 | Guide – Door (Split Upper Door) (6 In. Higher Than Standard) | 2 |
| 7 | 00-476904-00006 | Guide – Door (Split Lower Door) | 2 |
| 8 | 00-476892-00004 | Split Door Assy. (34 In.) Final Upper (Incls. Items 5 & 9) | 1 |
| 9 | 00-476206-00002 | Handle (34 In. Door) | 1 |
| 10 | NS-015-01 | Nut 1/4-20 Hex (SST) | 8 |
| 11 | WL-006-17 | Lockwasher 1/4 Medium | 8 |
| 12 | 00-109920 | Label – Short Curtain | 1 |
| 13 | 00-012114 | Pin | 2 |
| 14 | PC-005-02 | Cotter Pin 1/16 x 1/2 (SST) | 2 |
| 15 | 00-476978-00002 | Catch (34 In. Split Door, Lower) | 1 |
| 16 | 00-748221 | Handle (Split Door, Lower) | 1 |
| 17 | SC-041-14 | Cap Screw 5/16-18 x 1 1/8 Hex Hd. (SST) | 2 |
| 18 | WS-017-08 | Washer | 2 |
| 19 | WL-006-23 | Lockwasher 5/16 Medium (SST) | 2 |
| 20 | 00-748192 | Clamp 1 1/2 | 2 |
| 21 | 00-748193-00001 | Conduit 1 1/2 x 20 In. PVC | 1 |
| 22 | 00-475846 | Basket Assy. – Strainer | 1 |
| 23 | 00-475973 | Strainer – Weldment | 1 |
| 24 | 00-476939-00002 | Split Door Assy. (34 In.) Final Lower (Incls. Items 5 & 7) | 1 |
| 25 | 00-119244 | Cap & Stud Assy. | 1 |
| 26 | 00-067500-00031 | O-Ring | 1 |
| 27 | 00-119254 | Retainer – Cap & Stud | 1 |
| 28 | NS-015-01 | Nut 1/4-20 Hex (SST) | 1 |
| 29 | WL-006-17 | Lockwasher 1/4 Medium | 1 |
| 30 | 00-120160-00001 | Curtain – Splash (11 1/4 x 31 1/2) (Short Curtain) | 1 |
| 31 | 00-120267-00003 | Rod – Curtain | 1 |
| 32 | 00-476769 | Saddle – Chamber | 1 |
| 33 | 00-476768 | Cap – Saddle Chamber | 2 |
| 34 | 00-476421-00002 | Guide – Door (Standard Height) | 2 |
| 35 | 00-476421-00001 | Guide – Door (6 In. Higher Than Standard) | 2 |
| 36 | 00-476422-00002 | Retainer – Guide (16 Lg.) (Standard Height) | 2 |
| 37 | 00-476422-00001 | Retainer – Guide (22 Lg.) (6 In. Higher Than Standard) | 2 |
| 38 | 00-476401 | Baffle Assy. (W/Curtain Hooks) | 2 |
| 39 | 00-476725-00010 | Switch – Interlock (Prewash Door) | 1 |
| 40 | 00-748124 | Bracket – Adjustment Magnet | 1 |
| 41 | NS-031-50 | Stop Nut 6-32 Hex (SST) | 2 |
| 42 | SC-041-05 | Cap Screw 1/4-20 x 5/8 Hex Hd. (SST) | 8 |
| 43 | WL-006-17 | Lockwasher 1/4 Medium | AR |
| 44 | 00-290159 | Retainer – Magnet | 1 |
| 45 | 00-476872 | Bracket – Magnet | 1 |
| 46 | 00-290160 | Magnet | 1 |
| 47 | SC-115-26 | Mach. Screw 6-32 x 5/16 Pan Hd. | 4 |
| 48 | NS-031-50 | Stop Nut 6-32 Hex (SST) | 4 |
| 49 | 00-476208-00002 | Seal (34 In. Door) | 1 |
| 50 | SC-041-50 | Cap Screw 1/4-20 x 1/2 Hex Hd. | 5 |
| 51 | WL-006-17 | Lockwasher 1/4 Medium | 5 |
| 52 | 00-748155 | Bracket – Wire Retaining | 1 |
| 53 | 00-892567-00001 | Curtain – Splash (Standard Height) | 2 |
| 54 | 00-892567-00002 | Curtain – Splash (6 In. Higher Than Standard) | 2 |
| 55 | 00-120267-00004 | Rod – Curtain (35.25 Lg.) | 2 |
| 56 | 00-476269 | Plate – Spring Guide | 3 |
| 57 | 00-476270 | Plate – Spring Protector | 3 |
| 58 | 00-476267 | Bracket – Door Spring Mounting | 3 |
| 59 | 00-476265-00001 | Spring Assy. – Door (Note Dash Number on End Plate) (Split Door) | 3 |
| 60 | 00-476265-00002 | Spring Assy. – Door (Note Dash Number on End Plate) (Full Door) | 2 |
| 61 | 00-476265-00003 | Spring Assy. (Note Dash Number on End Plate) (Full Door) | 1 |
| 62 | 00-475784 | Pin – Axle (Spring Spool) | 3 |
| 63 | 00-066233 | Retainer – Clip Support | AR |
| 64 | 00-749503 | Bracket – Spring Spool | 3 |
| 65 | 00-476164-00001 | Lid Assy. (Chamber 36 In.) | 1 |
| 66 | 00-748024 | Label – No Step | 2 |
| 67 | 00-476492 | Damper – Steam | 1 |



**DOORS, CURTAINS, STRAINERS, AND BAFFLES
(PREWASH SECTION)**

| ILLUS. | PART NO. | NAME OF PART | AMT. |
|----------|-----------------|---|------|
| PL-55208 | | | |
| 1 | 00-476212-00004 | Door Assy. (34 In.) (Standard Height) (Incls. Items 3 & 9) | 1 |
| 2 | 00-476205-00004 | Door Assy. (34 In.) (6 In. Higher Than Standard) (Incls. Items 5 & 9) | 1 |
| 3 | 00-476197-00003 | Guide – Door (Full Door) (Standard Height) | 2 |
| 4 | 00-476197-00004 | Guide – Door (Full Door) (6 In. Higher Than Standard) | 2 |
| 5 | 00-476904-00004 | Guide – Door (Split Upper Door) (Standard Height) | 2 |

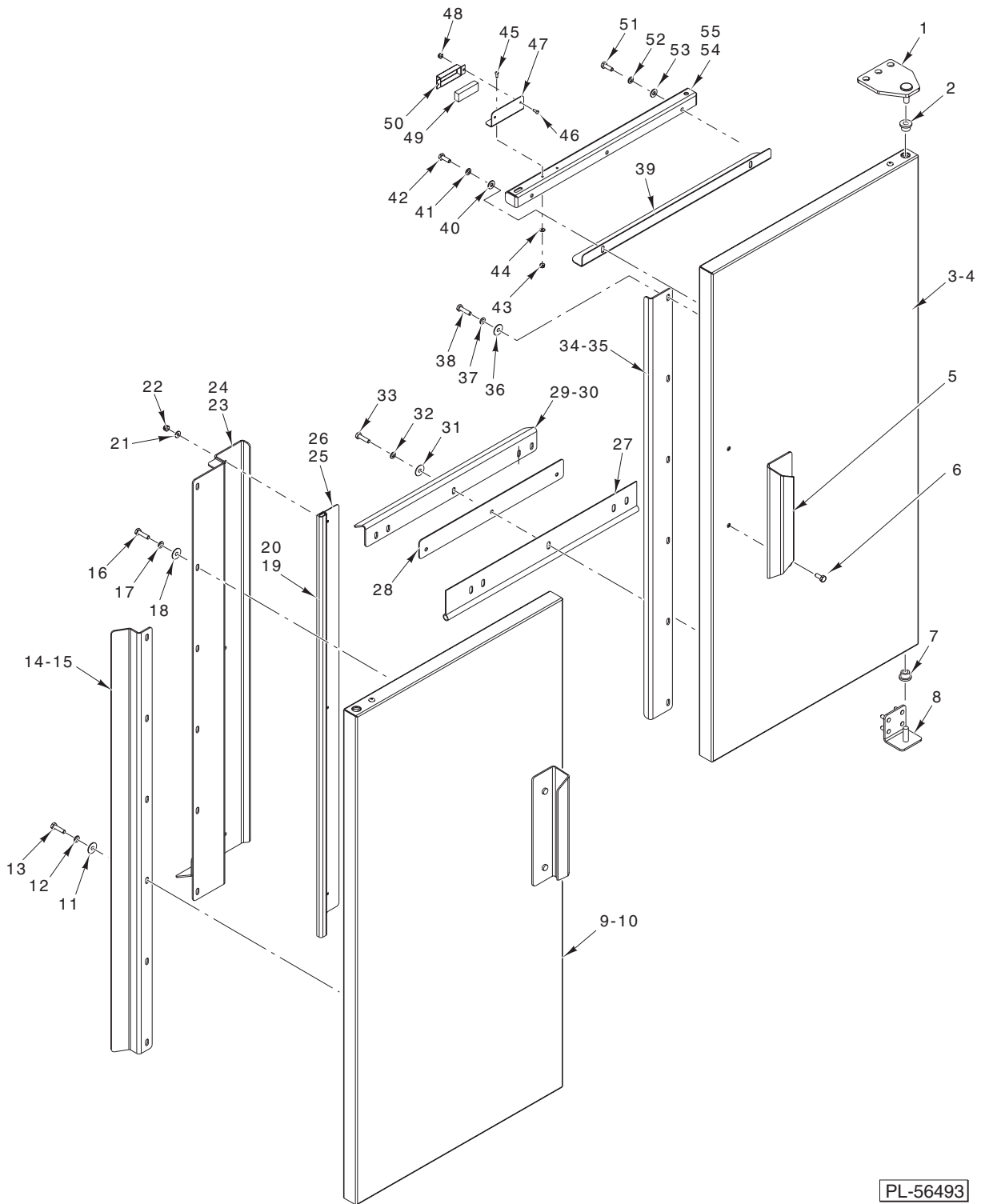


**PANELS AND TRACKS
(PREWASH SECTION)**

| ILLUS. | PART NO. | NAME OF PART | AMT. |
|--------|-----------------|---|------|
| | PL-55209 | | |
| 1 | 00-476885-00002 | Panel – Load (Rear) (Standard Height) | 1 |
| 2 | 00-746885-00001 | Panel – Load (Rear) (6 In. Higher Than Standard) | 1 |
| 3 | 00-476499-00001 | Support – End, Rear Panel (R-L Load) (Standard Height) | 1 |
| 4 | 00-476246-00001 | Support – End, Rear Panel (R-L Load) (6 In. Higher Than Standard) | 1 |
| 5 | 00-476499-00002 | Support – End, Rear Panel (L-R Load) (Standard Height) | 1 |
| 6 | 00-476246-00002 | Support – End, Rear Panel (L-R) (6 In. Higher Than Standard) | 1 |
| 7 | 00-476361 | Bracket – Transition (L-R Load) | 1 |
| 8 | 00-476361-00002 | Bracket – Transition (R-L Load) | 1 |
| 9 | 00-476053-00001 | Track (7 Ft. Load) (R-L Front) (L-R Rear) | 2 |
| 10 | 00-475980-00001 | Track (5 Ft. Load) (R-L Front) (L-R Rear) | 1 |

**PANELS AND TRACKS
(PREWASH SECTION) (Cont.)**

| ILLUS. PL-55209 | PART NO. | NAME OF PART | AMT. |
|--------------------|-----------------|---|------|
| 11 | 00-475980-00002 | Track (5 Ft. Load) (R-L Rear) (L-R Front) | 1 |
| 12 | 00-748161 | Baffle – Track (7 Ft. Load) | 1 |
| 13 | 00-748162 | Baffle – Track (5 Ft. Load) | 1 |
| 14 | 00-476861-00001 | Cover – Sprocket (L-R Front) (R-L Rear) | 1 |
| 15 | 00-476974 | Bracket – Rest Locator | 1 |
| 16 | 00-748017-00002 | Panel – Cover (5 Ft. RH Load) | 1 |
| 17 | 00-748019-00002 | Panel – Cover (7 Ft. RH Load) | 1 |
| 18 | 00-476974 | Bracket – Rest Locator | 1 |
| 19 | 00-748016-00001 | Panel – Filler Angle (5 Ft. Load) (Previous Construction) | 2 |
| 20 | 00-748016-00002 | Panel – Filler Angle (7 Ft. Load) (Previous Construction) | 2 |
| 21 | 00-749242-00001 | Panel – Filler Angle (5 Ft. Load) (Current Construction) | 2 |
| 22 | 00-749242-00002 | Panel – Filler Angle (7 Ft. Load) (Current Construction) | 2 |
| 23 | 00-475989-00001 | Bracket – Support (R-L Rear) (L-R Front) | 1 |
| 24 | 00-475989-00002 | Bracket – Support (L-R Rear) (R-L Front) | 1 |
| 25 | 00-475993-00001 | Support – Extension (R-L Front) (L-R Rear) | 1 |
| 26 | 00-475993-00002 | Support – Extension (L-R Front) (R-L Rear) | 1 |
| 27 | 00-476052-00001 | Support – Extension (R-L Front) (L-R Rear) | 1 |
| 28 | 00-476052-00002 | Support – Extension (L-R Front) (R-L Rear) | 1 |
| 29 | 00-476168-00004 | Panel – Trim (10 Lg.) (5 Ft. Load Rear) | AR |
| 30 | 00-476168-00005 | Panel – Trim (34 Lg.) (7 Ft. Load Rear) | AR |
| 31 | 00-748463-00002 | Bracket – Panel Wrap (R-L Rear) (L-R Front) | 1 |
| 32 | 00-748463-00001 | Bracket – Panel Wrap (L-R Rear) (R-L Front) | 1 |
| 33 | 00-476675 | Bracket – Lower End Panel | 2 |
| 34 | 00-476861-00002 | Cover – Sprocket (R-L Front) (L-R Rear) | 1 |
| 35 | 00-748017-00001 | Panel – Cover (5 Ft. LH Load) | 1 |
| 36 | 00-748019-00001 | Panel – Cover (7 Ft. LH Load) | 1 |
| 37 | 00-476168-00001 | Panel – 72 Trim | AR |
| 38 | 00-476168-00012 | Panel – Trim (60 Lg.) | AR |
| 39 | 00-476170-00003 | Panel – Trim (12 Lg.) | AR |
| 40 | 00-476170-00002 | Panel – Trim (48 Lg.) | AR |
| 41 | 00-476170-00001 | Panel – Trim (24 Lg.) | AR |
| 42 | 00-476170-00004 | Panel – Trim (36 Lg.) | AR |
| 43 | 00-476171 | Retainer – Panel | 1 |
| 44 | WS-019-06 | Washer | 2 |
| 45 | SC-066-06 | Mach. Screw 10-24 x 1/2 Phil. Truss Hd. (SST) | 2 |
| 46 | 00-748324 | Bracket – Panel (Front) | 1 |
| 47 | SC-041-05 | Cap Screw 1/4-20 x 5/8 Hex Hd. (SST) | 2 |
| 48 | WS-003-49 | Washer | 2 |
| 49 | WL-006-17 | Lockwasher 1/4 Medium | 2 |
| 50 | NS-015-01 | Nut 1/4-20 Hex (SST) | 2 |
| 51 | 00-289629-00002 | Door – Access | 1 |
| 52 | 00-185888 | Spring – Door | 2 |
| 53 | 00-748241-00001 | Panel – Trim (72 Lg.) (Dim. 42) | AR |
| 54 | 00-748241-00002 | Panel – Trim (72 Lg.) (Dim. 19 1/2) | AR |
| 55 | 00-748241-00003 | Panel – Trim (72 Lg.) (Dim. 22) (Previous Construction) (Use 00-748241-00002) | AR |
| 56 | 00-748241-00004 | Panel – Trim (48 Lg.) (Dim. 19) | AR |
| 57 | 00-748003-00001 | Bracket – Locator Support (LH) | 1 |
| 58 | 00-748003-00002 | Bracket – Locator Support (RH) | 1 |
| 59 | 00-475980-00001 | Track (5 Ft. Load) (R-L Front) (L-R Rear) (Use with Full Door) | 1 |
| 60 | 00-476053-00001 | Track (7 Ft. Load) (Use with Full Door) | 1 |
| 61 | 00-748004-00001 | Track (5 Ft. Load) (R-L Front) (Use with Split Door) | 1 |
| 62 | 00-748011-00001 | Track (7 Ft. Load) (R-L Front) (Use with Split Door) | 1 |
| 63 | 00-748004-00002 | Track (5 Ft. Load) (L-R Front) (Use with Split Door) | 1 |
| 64 | 00-748011-00002 | Track (7 Ft. Load) (L-R Front) (Use with Split Door) | 1 |
| 65 | 00-436827 | Gasket | 1 |
| 66 | WL-006-23 | Lockwasher 5/16 Medium (SST) | 2 |
| 67 | NS-015-11 | Nut 5/16-18 Hex | 2 |
| 68 | 00-122402-00002 | Flange | 1 |
| 69 | 00-476432 | Cover – Front (Load, Standard Height) | 1 |
| 70 | 00-476433 | Cover – Front (Load, 6 In. Higher Than Standard) | 1 |
| 71 | 00-892248-00001 | Cover – Front (Load, Standard Height) (Use With Hinged Doors) | 1 |
| 72 | 00-892248-00002 | Cover – Front (Load, 6 In. Higher Than Standard) (Use With Hinged Doors) | 1 |

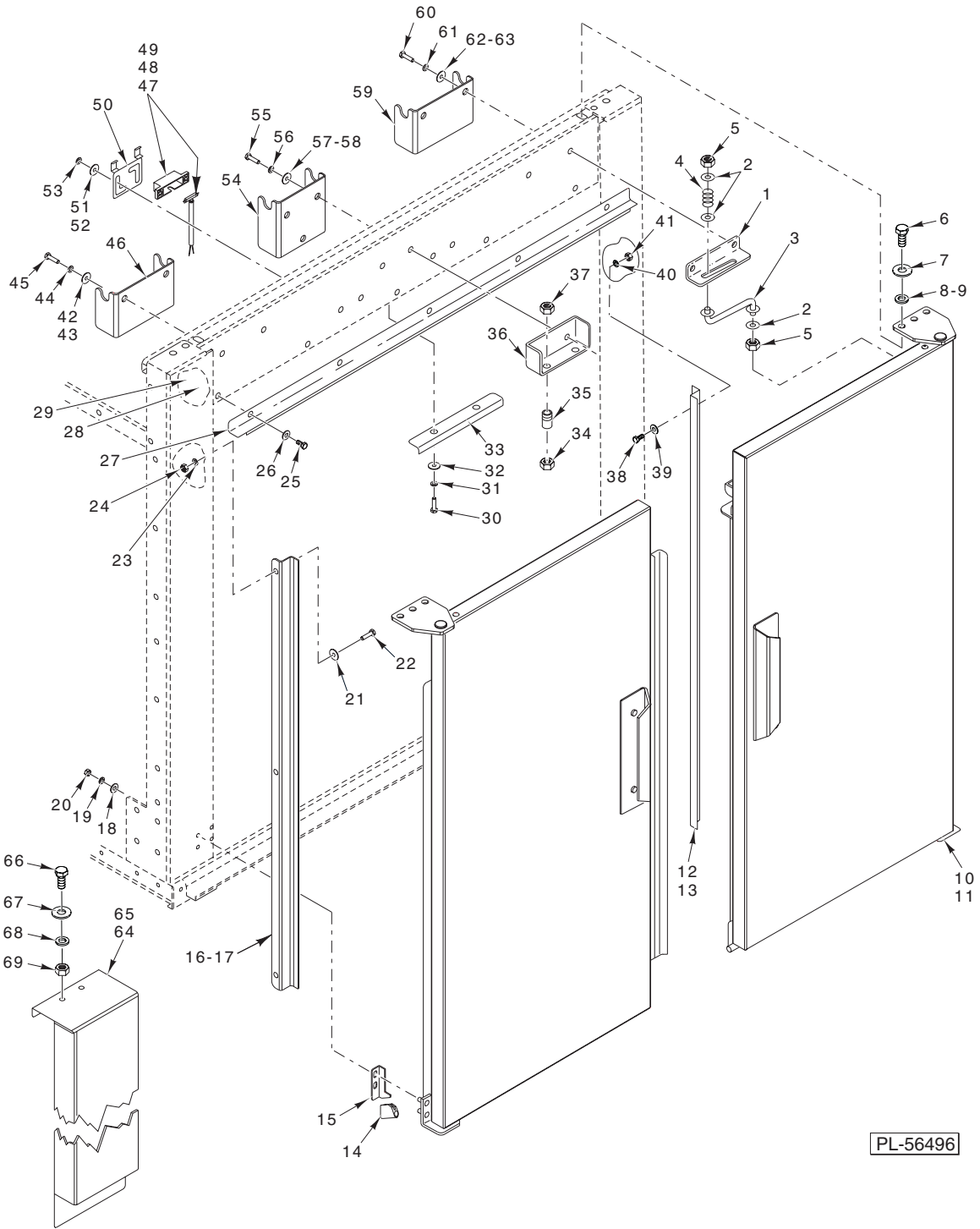


PL-56493

HINGED DOORS (PREWASH SECTION)

HINGED DOORS (PREWASH SECTION)

| ILLUS. | PART NO. | NAME OF PART | AMT. |
|--------|-----------------|--|------|
| | PL-56493 | | |
| 1 | 00-892184 | Plate – Top Hinge Weldment | 2 |
| 2 | 00-892210 | Bearing – Door Hinge | 2 |
| 3 | 00-892229-00001 | Door Assy. (RH) (Standard Height) (Incls. Items 2, 5, 6, 7, 27, 28, 30 thru 34, 36 thru 53, & 55) | 1 |
| 4 | 00-892361-00001 | Door Assy. (RH) (6 In. Higher Than Standard) (Incls. Items 2, 5, 6, 7, 30 thru 33, 35 thru 53, & 55) | 1 |
| 5 | 00-892214 | Handle – Door | 2 |
| 6 | SC-041-05 | Cap Screw 1/4-20 x 5/8 Hex Hd. (SST) | 1 |
| 7 | 00-892210 | Bearing – Door Hinge | 2 |
| 8 | 00-892185 | Bracket – Bottom Hinge Weldment | 2 |
| 9 | 00-892230-00001 | Door Assy. (LH) (Standard Height) (Incls. Items 2, 5, 6, 11 thru 14, 16, 17, 18, 27, 28, 29, 31 thru 34, & 39 thru 54) | 1 |
| 10 | 00-892362-00001 | Door Assy. (LH) (6 In. Higher Than Standard) (Incls. Items 2, 5, 6, 7, 11, 12, 13, 15 thru 18, 27, 28, 29, 31, 32, 33, 35 & 39 thru 54) | 1 |
| 11 | WS-003-47 | Washer (SST) | AR |
| 12 | WL-006-17 | Lockwasher 1/4 Helical (SST) | AR |
| 13 | SC-041-01 | Cap Screw 1/4-20 x 3/4 Hex Hd. (SST) | AR |
| 14 | 00-892196-00001 | Deflector – Door Side (Standard Height) | 2 |
| 15 | 00-892196-00002 | Deflector – Door Side (6 In. Higher Than Standard) | 2 |
| 16 | SC-041-01 | Cap Screw 1/4-20 x 3/4 Hex Hd. (SST) | AR |
| 17 | WL-006-17 | Lockwasher 1/4 Helical (SST) | AR |
| 18 | WS-003-47 | Washer (SST) | AR |
| 19 | 00-892215-00001 | Gasket – Door Vertical (Standard Height) | 1 |
| 20 | 00-892215-00002 | Gasket – Door Vertical (6 In. Higher Than Standard) | 1 |
| 21 | WS-019-20 | Washer (SST) | 3 |
| 22 | NS-031-15 | Stop Nut 10-24 Hex Special (SST) | 3 |
| 23 | 00-892588-00001 | Overlap – Door Weldment (Standard Height) | 1 |
| 24 | 00-892588-00002 | Overlap – Door Weldment (6 In. Higher Than Standard) | 1 |
| 25 | 00-892585-00001 | Retainer – Door Seal (Standard Height) | 1 |
| 26 | 00-892585-00002 | Retainer – Door Seal (6 In. Higher Than Standard) | 1 |
| 27 | 00-892211-00002 | Gasket – Lower Door | 1 |
| 28 | 00-892213-00002 | Plate – Lower Seal Spacer | 1 |
| 29 | 00-892199-00002 | Seal – Lower Door (LH) | 1 |
| 30 | 00-892200-00002 | Seal – Lower Door (RH) | 1 |
| 31 | WS-003-47 | Washer (SST) | 10 |
| 32 | WL-006-17 | Lockwasher 1/4 Helical (SST) | 10 |
| 33 | SC-041-02 | Cap Screw 1/4-20 x 1 Hex Hd. (SST) | 10 |
| 34 | 00-892198-00001 | Seal – Door Overlap (Standard Height) | 1 |
| 35 | 00-892198-00002 | Seal – Door Overlap (6 In. Higher Than Standard) | 1 |
| 36 | WS-003-47 | Washer (SST) | AR |
| 37 | WL-006-17 | Lockwasher 1/4 Helical (SST) | AR |
| 38 | SC-041-01 | Cap Screw 1/4-20 x 3/4 Hex Hd. (SST) | AR |
| 39 | 00-892189-00002 | Bracket – Upper Door Seal | 2 |
| 40 | WS-017-06 | Washer (SST) | 4 |
| 41 | WL-006-17 | Lockwasher 1/4 Helical (SST) | 4 |
| 42 | SC-041-01 | Cap Screw 1/4-20 x 3/4 Hex Hd. (SST) | 4 |
| 43 | NS-031-50 | Stop Nut 6-32 Hex Special (SST) | 4 |
| 44 | WS-023-01 | Washer (SST) | 4 |
| 45 | SC-021-08 | Mach. Screw 6-32 x 3/8 Slotted Rd. Hd. (SST) | 4 |
| 46 | SC-021-08 | Mach. Screw 6-32 x 3/8 Slotted Rd. Hd. (SST) | 4 |
| 47 | 00-892187 | Bracket – Door Magnet | 2 |
| 48 | NS-031-50 | Stop Nut 6-32 Hex Special (SST) | 4 |
| 49 | 00-290160 | Magnet | 2 |
| 50 | 00-290159 | Retainer – Magnet | 2 |
| 51 | SC-041-01 | Cap Screw 1/4-20 x 3/4 Hex Hd. (SST) | 6 |
| 52 | WL-006-17 | Lockwasher 1/4 Helical (SST) | 6 |
| 53 | WS-017-06 | Washer (SST) | 6 |
| 54 | 00-892231-00001 | Bracket – Door Catch (LH) | 1 |
| 55 | 00-892231-00002 | Bracket – Door Catch (RH) | 1 |

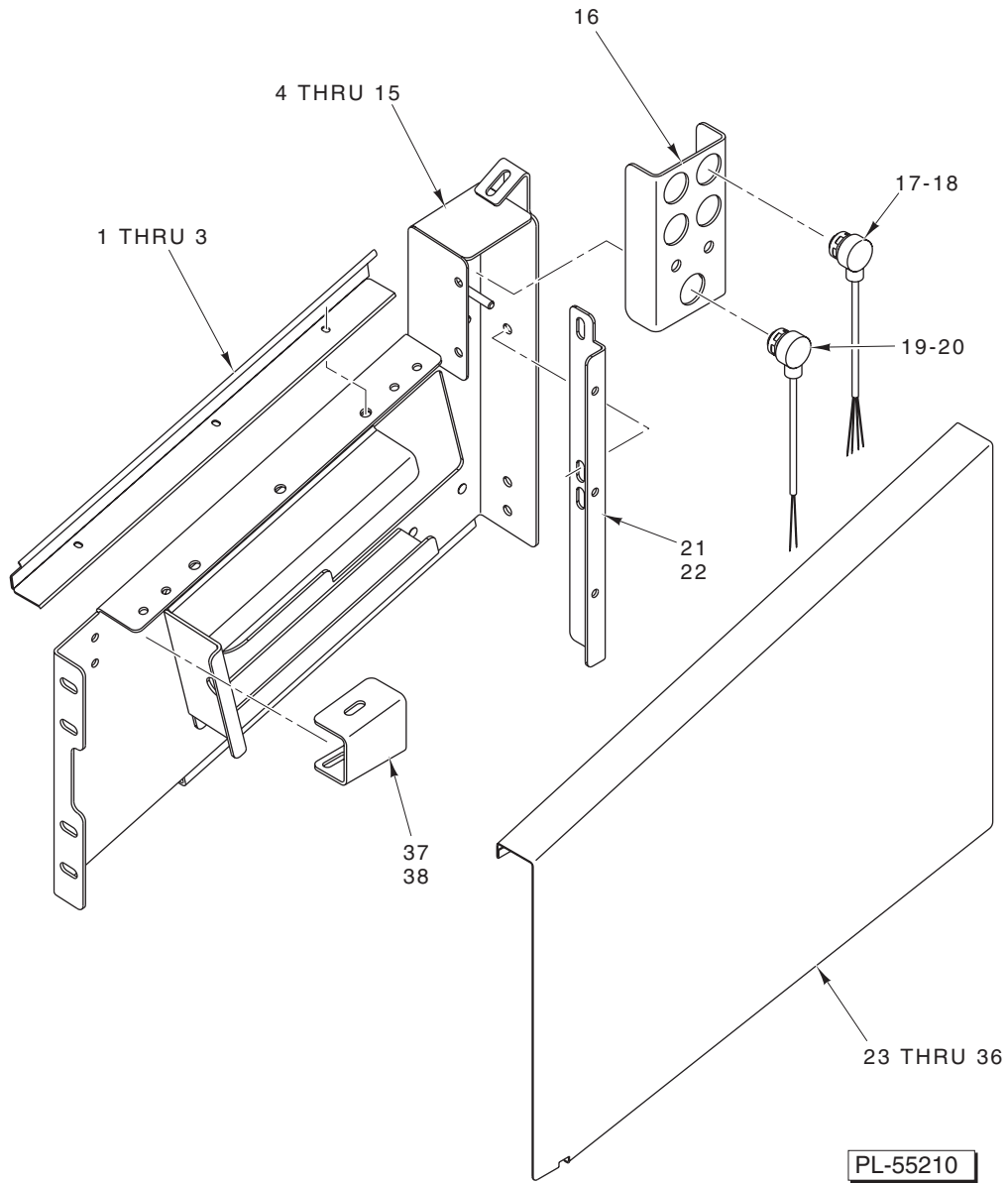


HINGED DOOR ATTACHMENT (PREWASH SECTION)

| ILLUS. | PART NO. | NAME OF PART | AMT. |
|----------|-----------------|--|------|
| PL-56496 | | | |
| 1 | 00-892208 | Bracket – Slide Door Stop (RH) | 1 |
| 2 | WS-017-01 | Washer (SST) | 3 |
| 3 | 00-892207-00002 | Rod – Door Stop Wldt. | 1 |
| 4 | SL-005-14 | Spring – Loading | 1 |
| 5 | NS-031-29 | Stop Nut ⁵ / ₁₆ -18 Special (SST) | 2 |
| 6 | SC-041-17 | Cap Screw ⁵ / ₁₆ -18 x 1 1/2 Hex Hd. (SST) | 6 |
| 7 | WS-017-01 | Washer (SST) | 12 |
| 8 | WL-006-23 | Lockwasher ⁵ / ₁₆ Helical | 6 |

HINGED DOOR ATTACHMENT (PREWASH SECTION) (Cont.)

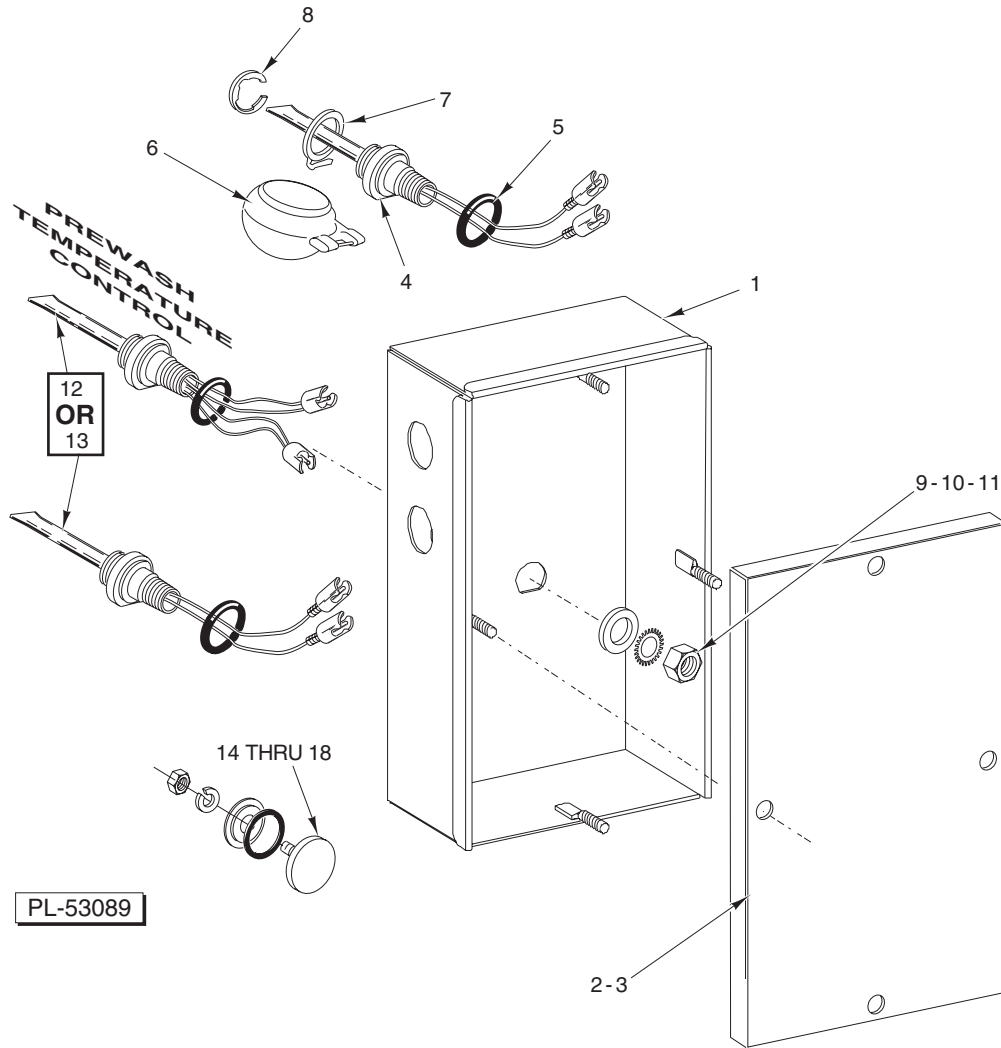
| ILLUS. PL-56496 | PART NO. | NAME OF PART | AMT. |
|--------------------|-----------------|--|------|
| 9 | NS-015-11 | Nut ⁵ / ₁₆ -18 Hex (SST) | 6 |
| 10 | 00-892497 | Gasket – Lower Door (Corner) | 1 |
| 11 | 00-892436-00001 | Seal – Chamber Opening (Lower RH) | 1 |
| 12 | 00-892190-00001 | Bracket – Seal (Chamber Opening) (Standard Height) | 1 |
| 13 | 00-892190-00002 | Bracket – Seal (Chamber Opening) (6 In. Higher Than Standard) | 1 |
| 14 | 00-892497 | Gasket – Lower Door (Corner) | 1 |
| 15 | 00-892436-00002 | Seal – Chamber Opening (Lower LH) | 1 |
| 16 | 00-892190-00001 | Bracket – Seal (Chamber Opening) (Standard Height) | 1 |
| 17 | 00-892190-00002 | Bracket – Seal (Chamber Opening) (6 In. Higher Than Standard) | 1 |
| 18 | WS-017-06 | Washer (SST) | 8 |
| 19 | WL-006-17 | Lockwasher ¹ / ₄ Helical (SST) | 8 |
| 20 | NS-015-01 | Nut ¹ / ₄ -20 Hex (SST) | 8 |
| 21 | WS-017-06 | Washer (SST) | 3 |
| 22 | SC-041-05 | Cap Screw ¹ / ₄ -20 x ⁵ / ₈ Hex Hd. (SST) | 3 |
| 23 | WL-006-17 | Lockwasher ⁵ / ₁₆ Helical | 3 |
| 24 | NS-015-01 | Nut ¹ / ₄ -20 Hex (SST) | 3 |
| 25 | SC-041-05 | Cap Screw ¹ / ₄ -20 x ⁵ / ₈ Hex Hd. (SST) | 5 |
| 26 | WS-017-06 | Washer (SST) | 5 |
| 27 | 00-892188-00001 | Bracket – Seal | 1 |
| 28 | WL-006-17 | Lockwasher ¹ / ₄ Helical | 5 |
| 29 | NS-015-01 | Nut ¹ / ₄ -20 Hex (SST) | 5 |
| 30 | NS-015-01 | Nut ¹ / ₄ -20 Hex (SST) | 2 |
| 31 | WL-006-17 | Lockwasher ¹ / ₄ Helical (SST) | 2 |
| 32 | WS-017-06 | Washer (SST) | 2 |
| 33 | 00-892589 | Deflector – Chamber Top | 1 |
| 34 | NS-048-44 | Jam Nut ³ / ₈ -24 Hex (SST) | 2 |
| 35 | 00-324221 | Catch – Door | 2 |
| 36 | 00-892195 | Support – Door Catch | 1 |
| 37 | NS-048-44 | Jam Nut ³ / ₈ -24 Hex (SST) | 2 |
| 38 | SC-041-05 | Cap Screw ¹ / ₄ -20 x ⁵ / ₈ Hex Hd. (SST) | 3 |
| 39 | WS-017-06 | Washer (SST) | 3 |
| 40 | WL-006-17 | Lockwasher ¹ / ₄ Helical (SST) | 3 |
| 41 | NS-015-01 | Nut ¹ / ₄ -20 Hex (SST) | 3 |
| 42 | WL-006-23 | Lockwasher ⁵ / ₁₆ Helical (SST) | 2 |
| 43 | NS-015-11 | Nut ⁵ / ₁₆ -18 Hex (SST) | 2 |
| 44 | WS-017-01 | Washer (SST) | 4 |
| 45 | SC-041-11 | Cap Screw ⁵ / ₁₆ -18 x ³ / ₄ Hex Hd. (SST) | 2 |
| 46 | 00-892209 | Plate – Door Stop Reinforcement | 1 |
| 47 | 00-476725-00030 | Switch – Interlock (FT900 Prewash Tank) | 2 |
| 48 | 00-476725-00033 | Switch – Interlock (FT900S Prewash Tank) | 2 |
| 49 | 00-476725-00034 | Switch – Interlock (FT900W Prewash Tank) | 2 |
| 50 | 00-748124 | Bracket – Magnet Adjustable | 2 |
| 51 | WL-006-17 | Lockwasher ¹ / ₄ Helical | 4 |
| 52 | NS-015-01 | Nut ¹ / ₄ -20 Hex (SST) | 4 |
| 53 | WS-017-06 | Washer (SST) | 4 |
| 54 | 00-892204 | Latch – Reinforcement (Chamber) | 1 |
| 55 | SC-041-11 | Cap Screw ⁵ / ₁₆ -18 x ³ / ₄ Hex Hd. (SST) | 2 |
| 56 | WS-017-01 | Washer (SST) | 4 |
| 57 | WL-006-23 | Lockwasher ⁵ / ₁₆ Helical (SST) | 2 |
| 58 | NS-015-11 | Nut ⁵ / ₁₆ -18 Hex (SST) | 2 |
| 59 | 00-892209 | Plate – Door Stop Reinforcement | 1 |
| 60 | SC-041-11 | Cap Screw ⁵ / ₁₆ -18 x ³ / ₄ Hex Hd. (SST) | 2 |
| 61 | WS-017-01 | Washer (SST) | 4 |
| 62 | WL-006-23 | Lockwasher ⁵ / ₁₆ Helical (SST) | 2 |
| 63 | NS-015-11 | Nut ⁵ / ₁₆ -18 Hex (SST) | 2 |
| 64 | 00-892453-00001 | Cover – Load Front (Standard Height) | 1 |
| 65 | 00-892453-00002 | Cover – Load Front (6 In. Higher Than Standard) | 1 |
| 66 | SC-041-05 | Cap Screw ¹ / ₄ -20 x ⁵ / ₈ Hex Hd. (SST) | 2 |
| 67 | WS-017-06 | Washer (SST) | 4 |
| 68 | WL-006-17 | Lockwasher ¹ / ₄ Helical (SST) | 2 |
| 69 | NS-015-01 | Nut ¹ / ₄ -20 Hex (SST) | 2 |



PHOTOELECTRIC EYE W/BRACKETS

PHOTOELECTRIC EYE W/BRACKETS

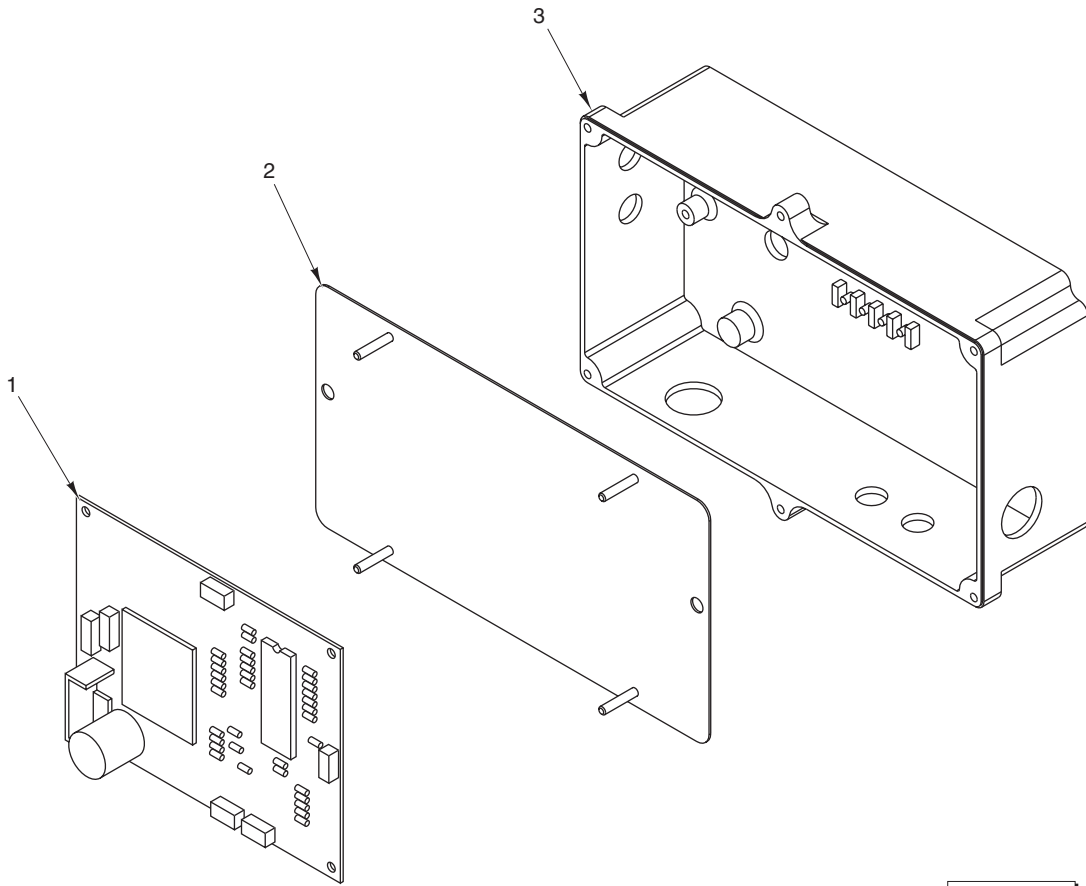
| ILLUS. PL-55210 | PART NO. | NAME OF PART | AMT. |
|--------------------|-----------------|---|------|
| 1 | 00-749252-00001 | Support Wldt. Extension 7 Ft. Load (Left) (Current Construction) | AR |
| 2 | 00-749252-00002 | Support Wldt. Extension 7 Ft. Load (Right) (Current Construction) | AR |
| 3 | 00-749242-00003 | Panel – Filler Angle (6 Ft. Load) | AR |
| 4 | 00-749264-00001 | Weldment – Track W/O Dishguide (1 Ft.) | AR |
| 5 | 00-749264-00002 | Weldment – Track W/O Dishguide (1 Ft.) | AR |
| 6 | 00-749569-00001 | Weldment – Track W/O Dishguide (2 Ft.) | AR |
| 7 | 00-749569-00002 | Weldment – Track W/O Dishguide (2 Ft.) | AR |
| 8 | 00-749570-00001 | Weldment – Track W/O Dishguide (3 Ft.) | AR |
| 9 | 00-749570-00002 | Weldment – Track W/O Dishguide (3 Ft.) | AR |
| 10 | 00-749571-00001 | Weldment – Track W/O Dishguide (4 Ft.) | AR |
| 11 | 00-749571-00002 | Weldment – Track W/O Dishguide (4 Ft.) | AR |
| 12 | 00-749250-00001 | Support Weldment – Extension 5 Ft. Load (Current Construction) | AR |
| 13 | 00-749250-00002 | Support Weldment – Extension 5 Ft. Load (Current Construction) | AR |
| 14 | 00-749251-00001 | Support Weldment – Extension (6 Ft.) (R-L Front) (L-R Rear) | AR |
| 15 | 00-749251-00002 | Support Weldment – Extension (6 Ft.) (R-L Rear) (L-R Front) | AR |
| 16 | 00-749287 | Bracket – Eye | AR |
| 17 | 00-749513-00002 | Receiver (6.5 Ft. Cable) | AR |
| 18 | 00-749513-00004 | Receiver (15 Ft. Cable) | AR |
| 19 | 00-749513-00001 | Emitter (6.5 Ft. Cable) | AR |
| 20 | 00-749513-00003 | Emitter (15 Ft. Cable) | AR |
| 21 | 00-749387-00001 | Panel – Retainer (R-L Front) (L-R Rear) | AR |
| 22 | 00-749387-00002 | Panel – Retainer (R-L Rear) (L-R Front) | AR |
| 23 | 00-749272-00001 | Panel – Cover (1 Ft.) (R-L Front) (L-R Rear) | AR |
| 24 | 00-749272-00002 | Panel – Cover (1 Ft.) (R-L Rear) (L-R Front) | AR |
| 25 | 00-749273-00001 | Panel – Cover (2 Ft.) (R-L Front) (L-R Rear) | AR |
| 26 | 00-749273-00002 | Panel – Cover (2 Ft.) (R-L Rear) (L-R Front) | AR |
| 27 | 00-749274-00001 | Panel – Cover (3 Ft.) (R-L Front) (L-R Rear) | AR |
| 28 | 00-749274-00002 | Panel – Cover (3 Ft.) (R-L Rear) (L-R Front) | AR |
| 29 | 00-749275-00001 | Panel – Cover (4 Ft.) (R-L Front) (L-R Rear) | AR |
| 30 | 00-749275-00002 | Panel – Cover (4 Ft.) (R-L Rear) (L-R Front) | AR |
| 31 | 00-749278-00001 | Panel – Cover (5 Ft.) (R-L Front) (L-R Rear) | AR |
| 32 | 00-749278-00002 | Panel – Cover (5 Ft.) (R-L Rear) (L-R Front) | AR |
| 33 | 00-749279-00001 | Panel – Cover (6 Ft.) (R-L Front) (L-R Rear) | AR |
| 34 | 00-749279-00002 | Panel – Cover (6 Ft.) (R-L Rear) (L-R Front) | AR |
| 35 | 00-749280-00001 | Panel – Cover (7 Ft.) (R-L Front) (L-R Rear) | AR |
| 36 | 00-749280-00002 | Panel – Cover (7 Ft.) (R-L Rear) (L-R Front) | AR |
| 37 | 00-749246-00001 | Bracket – Stop Rest (R-L Front) (L-R Rear) | AR |
| 38 | 00-749246-00002 | Bracket – Stop Rest (R-L Rear) (L-R Front) | AR |



PROBES (PREWASH SECTION)

| ILLUS. | PART NO. | NAME OF PART | AMT. |
|--------|-----------------|---|------|
| | PL-53089 | | |
| 1 | 00-475906 | Box – Probe (Prewash) | 1 |
| 2 | 00-474574 | Lid Assy. (Incls. Item 3) | 1 |
| 3 | 00-474569 | Gasket | 1 |
| 4 | 00-328486 | Switch & Probe Assy. (2 Wire/Water Level) | 1 |
| 5 | 00-067500-00072 | O-Ring | 2 |
| 6 | 00-122674 | Float Assy. | 2 |
| 7 | 00-112467 | Retainer – Float..... | 2 |
| 8 | RR-010-13 | Retaining Ring | 2 |
| 9 | WS-010-40 | Washer – Thrust | 2 |
| 10 | WL-014-31 | Lockwasher 1/2 External Shakeproof (SST) | 2 |
| 11 | NS-018-28 | Jam Nut 1/2-20 Hex | 2 |
| *12 | 00-271621 | Probe & Switch Assy. (4 Wire) (Temperature & Water Level) | 1 |
| 13 | 00-328486 | Switch & Probe Assy. (2 Wire/Water Level) | 1 |
| 14 | 00-119244-00002 | Cap | 1 |
| 15 | 00-067500-00031 | O-Ring | 1 |
| 16 | 00-119254 | Retainer – Cap & Stud | 1 |
| 17 | WL-006-17 | Lockwasher 1/4 Medium | 1 |
| 18 | NS-015-01 | Nut 1/4-20 Hex (SST) | 1 |

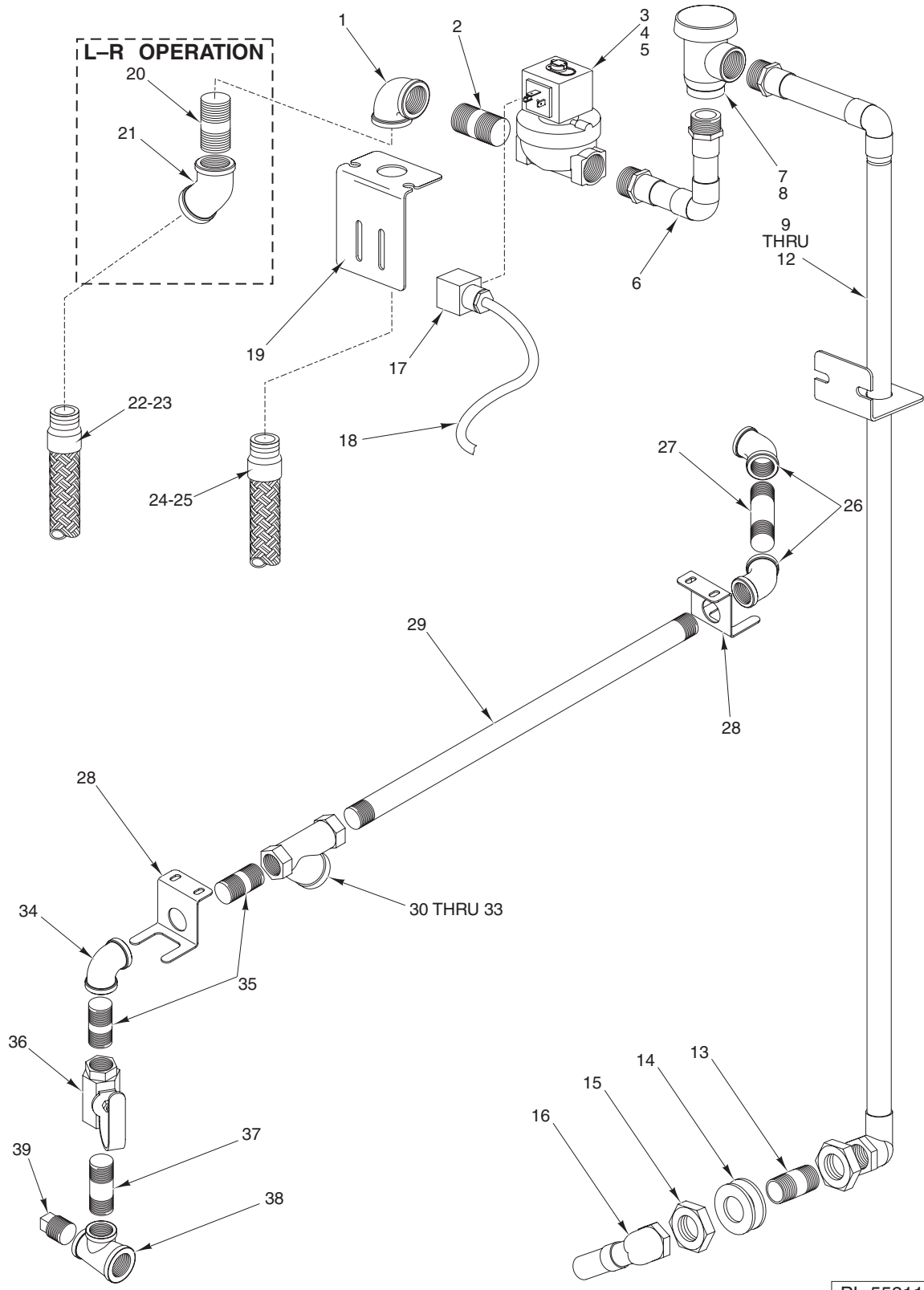
*Use with prewash temperature control.



PL-55218

PHOTOELECTRIC EYE CONTROL BOX

| ILLUS. | PART NO. | NAME OF PART | AMT. |
|----------|-----------|----------------------------------|------|
| PL-55218 | | | |
| 1 | 00-476685 | Relay – Board Assy | 1 |
| 2 | 00-749480 | Base Plate – Final Rinse | 1 |
| 3 | 00-749477 | Box – Electric Final Rinse | 1 |
| | FE-022-84 | Strain Relief – Electrical | 2 |
| | FE-024-88 | Lock Nut – Electrical | 2 |
| | FE-025-96 | Strain Relief – Electrical | 4 |

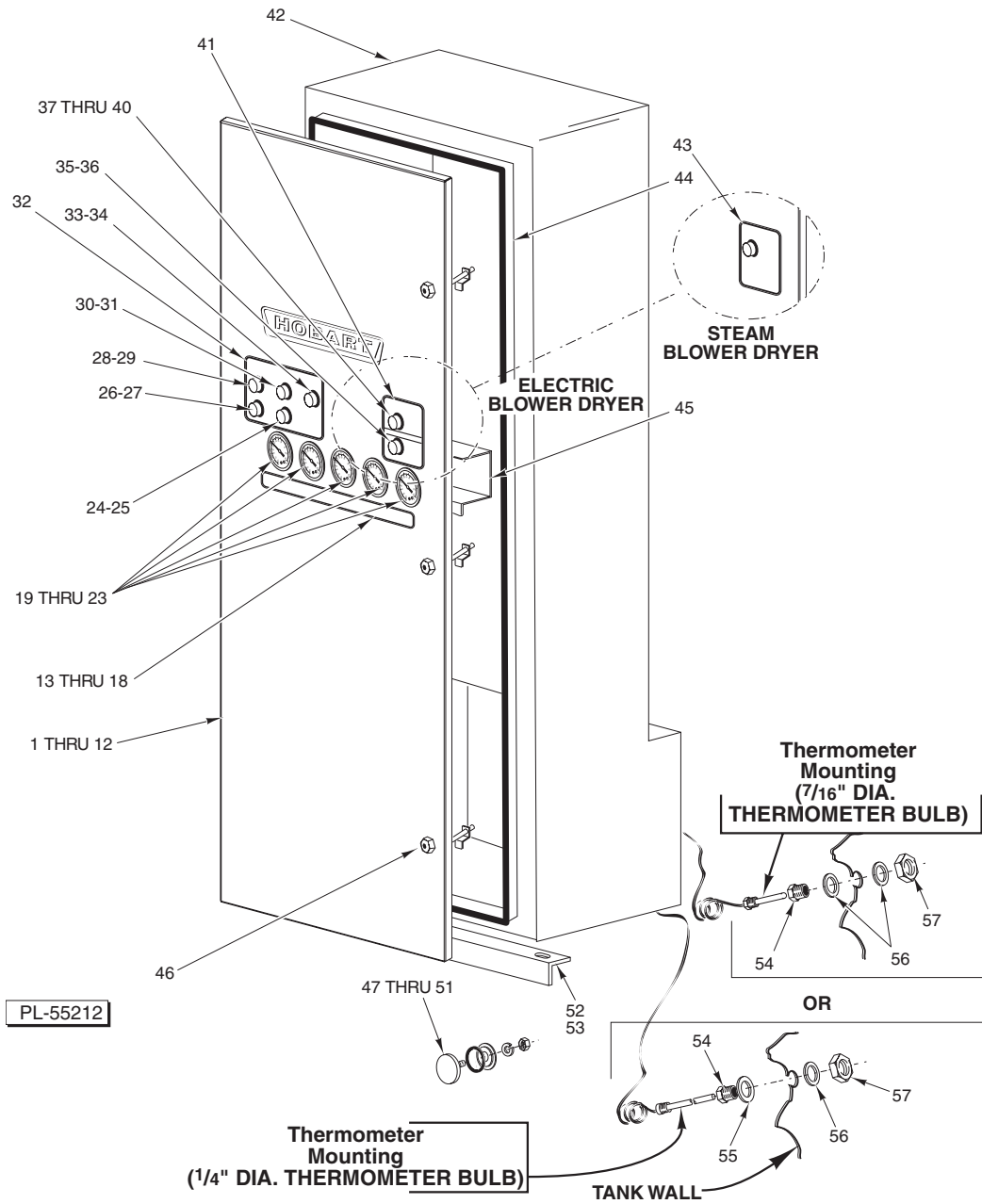


PL-55211

PREWASH TEMPERATURE CONTROL

PREWASH TEMPERATURE CONTROL

| ILLUS. | PART NO. | NAME OF PART | AMT. |
|----------|-----------------|--|------|
| PL-55211 | | | |
| 1 | FP-015-23 | Elbow – Pipe 3/4 x 90 Deg. (Brass) | 1 |
| 2 | FP-041-50 | Pipe 3/4 x 1 3/8 TBE (Brass) | 1 |
| 3 | 00-749980 | Solenoid Valve 3/4 In. (110-120/50/60) (Incls. Items 4 & 5) | 1 |
| 4 | 00-892132 | Coil – Solenoid Valve | 1 |
| 5 | 00-892133 | Solenoid Valve – Service Kit | 1 |
| 6 | 00-748073 | Piping – Solenoid Valve to Vacuum Breaker | 1 |
| 7 | 00-277112 | Vacuum Breaker (3/4 In.) (Incls. Item 8) | 1 |
| 8 | 00-118270 | Service Kit – Vacuum Breaker (Float & Seal Assy.) | 1 |
| 9 | 00-476882-00003 | Piping – Lower Fill (R-L) (Standard Height) | 1 |
| 10 | 00-476882-00001 | Piping – Lower Fill (R-L) (6 In. Higher Than Standard) | 1 |
| 11 | 00-476882-00004 | Piping – Lower Fill (L-R) (Standard Height) | 1 |
| 12 | 00-476882-00002 | Piping – Lower Fill (L-R) (6 In. Higher Than Standard) | 1 |
| 13 | FP-043-94 | Pipe 3/4 x 2.000 TBE 1.250 RTOE | 1 |
| 14 | WS-013-45 | Washer | 2 |
| 15 | FP-030-17 | Lock Nut 3/4 NPSL Pipe (Brass) | 2 |
| 16 | 00-476386 | Piping Assy. (Inside Fill) | 1 |
| 17 | 00-476615 | Connector – D.I.N. | 1 |
| 18 | 00-476745-00008 | Cable Assy. – Fill Valve | 1 |
| 19 | 00-476286 | Support – Fill Piping | 1 |
| 20 | FP-041-50 | Pipe 3/4 x 1 3/8 TBE (Brass) | 1 |
| 21 | FP-015-22 | Elbow Pipe 3/4 x 45 Deg. | 1 |
| 22 | 00-749153-00002 | Braided Water Hose 3/4 In. x 84 In. (SST) (L-R) (Standard Height) | 1 |
| 23 | 00-749153-00003 | Braided Water Hose 3/4 In. x 96 In. (SST) (L-R) (6 In. Higher Than Standard) | 1 |
| 24 | 00-749153-00001 | Braided Water Hose 3/4 In. x 66 In. (SST) (R-L) (Standard Height) | 1 |
| 25 | 00-749153-00002 | Braided Water Hose 3/4 In. x 84 In. (SST) (R-L) (6 In. Higher Than Standard) | 1 |
| 26 | FP-015-22 | Elbow Pipe 3/4 x 45 Deg. | 2 |
| 27 | FP-041-66 | Pipe 3/4 x 3 TBE | 1 |
| 28 | 00-748091 | Support – Piping | 2 |
| 29 | FP-082-60 | Pipe 3/4 x 21.000 | 1 |
| 30 | 00-186922 | Line Strainer 3/4 In. (Brass) (Incls. Items 31, 32, & 33) | 1 |
| 31 | 00-186923 | Plug – Branch (3/4 In. Line Strainer) | 1 |
| 32 | 00-186924 | Gasket (3/4 In. Line Strainer) | 1 |
| 33 | 00-186925 | Screen (3/4 In. Line Strainer) | 1 |
| 34 | FP-015-23 | Elbow – Pipe 3/4 x 90 Deg. (Brass) | 2 |
| 35 | FP-041-50 | Pipe 3/4 x 1 3/8 TBE (Brass) | 1 |
| 36 | 00-223220-00003 | Valve 3/4 In. Ball | 1 |
| 37 | FP-041-57 | Pipe 3/4 x 2 1/4 TBE | 1 |
| 38 | FP-019-40 | Tee 1 x 3/4 x 3/4 Reducing | 1 |
| 39 | FP-028-19 | Pipe Plug 3/4 Sq. Hd. (Brass) | 1 |
| | 00-294357-00002 | Housing – Connector (Black) | AR |
| | 00-476745-00021 | Cable Assy. – Probe (R-L) | AR |
| | 00-476745-00022 | Cable Assy. – Probe (L-R) | AR |



**CONTROL BOX AND LID
(W/O CIRCUIT BREAKERS)**

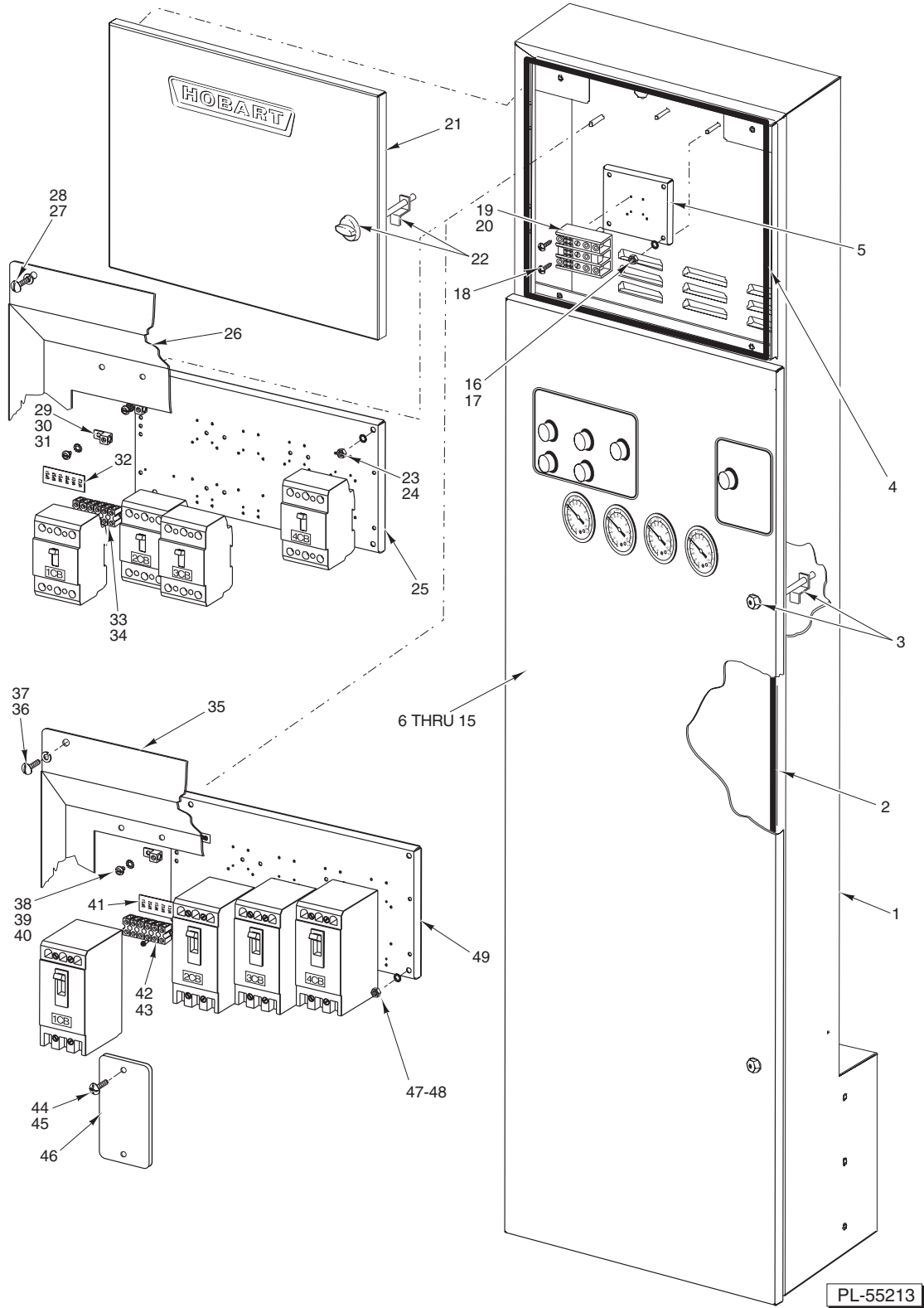
| ILLUS. | PART NO. | NAME OF PART | AMT. |
|----------|-----------------|--|------|
| PL-55212 | | | |
| 1 | 00-748876-00003 | Door – Control Box (W/O Blower Dryer) (FT900) | 1 |
| 2 | 00-475937-00002 | Door – Control Box (W/Steam Blower Dryer) (FT900S) (Previous Construction) | 1 |
| 3 | 00-748876-00003 | Door – Control Box (W/Steam Blower Dryer) (FT900S) (Current Construction) | 1 |
| 4 | 00-748876-00001 | Door – Control Box (W/Prewash Thermometer) (FT900) | 1 |
| 5 | 00-475937-00006 | Door – Control Box (W/Prewash Thermometer/Steam Blower Dryer) (FT900) (Previous Construction) | 1 |
| 6 | 00-748876-00001 | Door – Control Box (W/Prewash Thermomoter/Steam Blower Dryer) (FT900) (Current Construction) | 1 |
| 7 | 00-475937-00007 | Door – Control Box (W/Electric Blower Dryer) (FT900S) (Previous Construction) | 1 |
| 8 | 00-748876-00004 | Door – Control Box (W/Electric Blower Dryer) (FT900S) (Current Construction) | 1 |
| 9 | 00-475937-00009 | Door – Control Box (W/Prewash Thermometer/Electric Blower Dryer) (FT900) (Previous Construction) | 1 |

**CONTROL BOX AND LID
(W/O CIRCUIT BREAKERS) (Cont.)**

| ILLUS. PL-55212 | PART NO. | NAME OF PART | AMT. |
|--------------------|-----------------|--|------|
| 10 | 00-748876-00002 | Door – Control Box (W/Prewash Thermometer/Electric Blower Dryer) (FT900) (Current Construction) | 1 |
| 11 | 00-748876-00005 | Door – Control Box (W/O Blower Dryer or W/Steam Blower Dryer) (FT900W) | 1 |
| 12 | 00-748876-00006 | Door – Control Box (W/Electric Blower Dryer) (FT900W) | 1 |
| 13 | 00-476562 | Label – Thermometer W/Prewash (FT900, L-R) | 1 |
| 14 | 00-476561 | Label – Thermometer W/Prewash (FT900, R-L) | 1 |
| 15 | 00-476598 | Label – Thermometer (FT900S, L-R) | 1 |
| 16 | 00-476599 | Label – Thermometer (FT900S, R-L) | 1 |
| 17 | 00-748918 | Label – Thermometer (FT900W, R-L) | 1 |
| 18 | 00-748917 | Label – Thermometer (FT900W, L-R) | 1 |
| 19 | 00-748516-00002 | Thermometer 11 Ft. (1/4 Dia. Capillary Bulb) (FT900, FT900S, FT900W) | 1 |
| 20 | 00-748516-00003 | Thermometer 15 Ft. (1/4 Dia. Capillary Bulb) (FT900, FT900S) | 1 |
| 21 | 00-748516-00004 | Thermometer 23 Ft. (1/4 Dia. Capillary Bulb) (FT900, FT900W) | 1 |
| *22 | 00-437041-00005 | Thermometer 15 Ft. (7/16 Dia. Capillary Bulb) (FT900, FT900S) | 1 |
| *23 | 00-437041-00006 | Thermometer 23 Ft. (7/16 Dia. Capillary Bulb) (FT900, FT900W) | 1 |
| 24 | 00-749992 | Button – Push (Extended) (Red) | 1 |
| 25 | 00-749986-00003 | Block – Contact (Stop) | 1 |
| 26 | 00-749974-00001 | Module – Light (120 V. In, 12 V. Out) | 1 |
| 27 | 00-749975-00001 | Lens – Pilot Light (Blue) | 1 |
| 28 | 00-749898 | Button – Push Lighted (Amber) | 1 |
| 29 | 00-749899 | Block – Switch Maintain W/Light (120 V.) | 1 |
| 30 | 00-892001 | Button – Push (Flush) (Green) | 1 |
| 31 | 00-749986-00004 | Block – Contact (Start) | 1 |
| 32 | 00-748022 | Label – Controls | 1 |
| 33 | 00-749974-00002 | Module – Light (120 V. In, 12 V. Out) | 1 |
| 34 | 00-749975-00002 | Lens – Pilot Light (Green) | 1 |
| 35 | 00-749974-00003 | Module – Light (120 V. In, 12 V. Out) | 1 |
| 36 | 00-749975-00003 | Lens – Pilot Light (Red) (Electric Blower Dryer) | 1 |
| **37 | 00-087711-299-1 | Switch – Block (Momentary, W/Light) (Blower Dryer) (Previous Construction) | 1 |
| 38 | 00-749898 | Switch – Block (Momentary, W/Light) (Blower Dryer) (Current Construction) | 1 |
| **39 | 00-749898 | Button – Push Lighted (Amber) (Blower Dryer) (Previous Construction) | 1 |
| 40 | 00-749899 | Button – Push Lighted (Amber) (Blower Dryer) (Current Construction) | 1 |
| 41 | 00-438131-00149 | Label – Electric Blower Dryer | 1 |
| 42 | 00-475939 | Control Box | 1 |
| *43 | 00-748023 | Label – Steam Blower Dryer (Previous Construction) | 1 |
| 44 | 00-476871-00002 | Gasket – Control Box (W/O Circuit Breakers) | 1 |
| 45 | 00-476862 | Cover – Thermometer | 1 |
| 46 | 00-476582-00002 | Latch – Control Box – Hex Type | 3 |
| 47 | 00-119244-00002 | Cap | 1 |
| 48 | 00-067500-00031 | O-Ring | 1 |
| 49 | 00-119254 | Retainer – Cap & Stud | 1 |
| 50 | WL-006-17 | Lockwasher 1/4 Medium | 1 |
| 51 | NS-015-01 | Nut 1/4-20 Hex (SST) | 1 |
| 52 | 00-475876-00002 | Bracket – Control Box Support (R-L) 28.813 Lg. | 1 |
| 53 | 00-475876-00003 | Bracket – Control Box Support (L-R) 25.813 Lg. | 1 |
| 54 | 00-107218 | Coupling – Thermometer Bulb | AR |
| 55 | 00-748603 | Washer 0.844 x 1.375 x 0.059 (Thermometer) | AR |
| 56 | WS-012-40 | Washer | AR |
| 57 | FP-053-05 | Pipe Lock Nut 1/2 NPSL (SST) | AR |
| | 00-748033 | Retainer – Control Box | 1 |
| | 00-186075 | Grommet | 3 |
| | 00-476856 | Label – Instruction – Detergent Feed-Opt | 1 |
| | 00-476857 | Label – Instruction – Detergent Feed | 1 |
| | 00-476858 | Label – Instruction – Conveyor Stop | 1 |
| | 00-476859 | Label – Instruction – Cleaning | 1 |
| | 00-476860 | Label – Instruction – Pre-Op Check (Previous Construction) | 1 |
| | 00-749662 | Label – Instruction – Pre-Op Check (Current Construction) | 1 |
| | 00-476751-00008 | Cable Assy. – Right Tank Temperature Probe (R-L) | 1 |
| | 00-476751-00007 | Cable Assy. – Left Tank Temperature Probe (R-L & L-R) | 1 |
| | 00-476751-00011 | Cable Assy. – Right Tank Temperature Probe (L-R) | 1 |
| | 00-476641-00001 | Bulb (6 V.) (Use W/Items 26, 29, 33, 35, & 37) (Previous Construction) | AR |

*Use with or without prewash thermometers.

**Use with machines provided w/blower dryer on/off switch only.

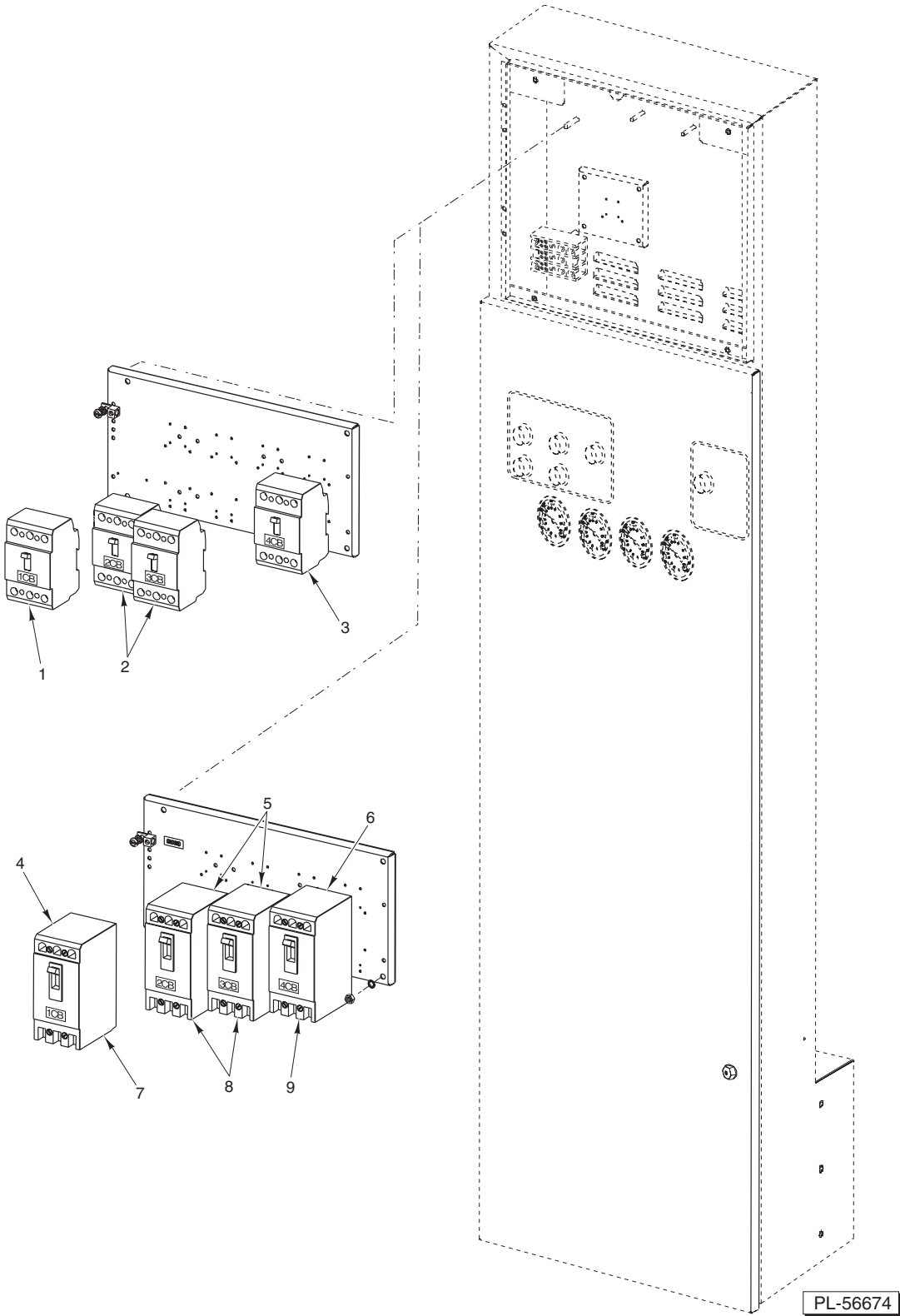


PL-55213

CONTROL BOX WITH CIRCUIT BREAKERS

CONTROL BOX WITH CIRCUIT BREAKERS

| ILLUS. PL-55213 | PART NO. | NAME OF PART | AMT. |
|--------------------|-----------------|--|------|
| 1 | 00-476753 | Control Box (With Circuit Breakers) | 1 |
| 2 | 00-476871-00004 | Gasket – Lower Control Box | 1 |
| 3 | 00-476582-00002 | Latch – Control Box (Hex Type) | 2 |
| 4 | 00-476871-00003 | Gasket – Upper Control Box | 1 |
| 5 | 00-476524 | Base Plate – Terminal Block | 1 |
| 6 | 00-748877-00003 | Door – Control Box (W/O Blower Dryer) | 1 |
| 7 | 00-476732-00002 | Door – Control Box (With Steam Blower Dryer) (Previous Construction) | 1 |
| 8 | 00-748877-00003 | Door – Control Box (With Steam Blower Dryer) (Current Construction) | 1 |
| 9 | 00-748877-00001 | Door – Control Box (With Prewash Thermometer) | 1 |
| 10 | 00-476732-00006 | Door – Control Box (With Prewash Thermometer/Steam Blower Dryer) (Previous Construction) | 1 |
| 11 | 00-748877-00001 | Door – Control Box (With Prewash Thermometer/Steam Blower Dryer) (Current Construction) | 1 |
| 12 | 00-476732-00007 | Door – Control Box (With Electric Blower Dryer) (Previous Construction) | 1 |
| 13 | 00-748877-00004 | Door – Control Box (With Electric Blower Dryer) (Current Construction) | 1 |
| 14 | 00-476732-00009 | Door – Control Box (With Prewash Thermometer/Electric Blower Dryer) (Previous Construction) | 1 |
| 15 | 00-748877-00002 | Door – Control Box (With Prewash Thermometer/Electric Blower Dryer) (Current Construction) | 1 |
| 16 | WL-007-15 | Lockwasher 1/4 External Shakeproof | 2 |
| 17 | NS-031-21 | Stop Nut – Special 1/4-20 Hex | 4 |
| 18 | SD-008-25 | Self-Tapping Screw 10-16 x 1/2 Phil Pan Hd., Type B | 4 |
| 19 | 00-119031 | Block – Terminal (Electric Heat W/Circuit Breakers Over 250 V.) | 1 |
| 20 | 00-122629 | Block – Terminal (Electric Heat W/Circuit Breakers Under 250 V.) | 1 |
| 21 | 00-476731 | Door – Upper Control Box | 1 |
| 22 | 00-476582-00003 | Latch – Control Box Knob Type | 1 |
| 23 | WL-007-15 | Lockwasher 1/4 External Shakeproof | 2 |
| 24 | NS-031-21 | Stop Nut – Special 1/4-20 Hex | 4 |
| 25 | 00-475963 | Base Plate – Upper Control Box | 1 |
| 26 | 00-476701 | Cover – Circuit Breaker (Low Voltage) | 1 |
| 27 | SC-053-41 | Mach. Screw 1/4-20 x 1/2 Truss Hd. (SST) | 4 |
| 28 | WL-006-17 | Lockwasher 1/4 Medium | 4 |
| 29 | 00-118544-00002 | Lug – Grounding | 2 |
| 30 | SD-035-77 | Self-Tapping Screw 1/4-20 x 3/8 Phil. Pan Hd., Type TT | 2 |
| 31 | WL-007-15 | Lockwasher 1/4 External Shakeproof | 2 |
| 32 | 0F-034000 | Label – Terminal Block | 1 |
| 33 | 00-294325-013-2 | Block – Terminal (Over 250 V.) | 1 |
| 34 | SD-019-29 | Self-Tapping Screw 6-20 x 1/2 Phil. Pan Hd., Type B | 2 |
| 35 | 00-476700 | Cover – Circuit Breaker (High Voltage) | 1 |
| 36 | SC-053-41 | Mach. Screw 1/4-20 x 1/2 Truss Hd. (SST) | 4 |
| 37 | WL-006-17 | Lockwasher 1/4 Medium | 4 |
| 38 | 00-118544-00002 | Lug – Grounding | 2 |
| 39 | SD-035-77 | Self-Tapping Screw 1/4-20 x 3/8 Phil. Pan Hd., Type TT | 2 |
| 40 | WL-007-15 | Lockwasher 1/4 External Shakeproof | 2 |
| 41 | 0F-034000 | Label – Terminal Block | 1 |
| 42 | 00-294325-013-2 | Block – Terminal (Over 250 V.) | 1 |
| 43 | SD-019-29 | Self-Tapping Screw 6-20 x 1/2 Phil. Pan Hd., Type B | 2 |
| 44 | SC-066-06 | Mach. Screw 10-24 x 1/2 Phil. Truss Hd. (SST) | AR |
| 45 | NS-031-15 | Stop Nut 10-24 Hex (SST) | AR |
| 46 | 00-476766 | Cover Plate | AR |
| 47 | WL-007-15 | Lockwasher 1/4 External Shakeproof | 2 |
| 48 | NS-031-21 | Stop Nut – Special 1/4-20 Hex | 4 |
| 49 | 00-475963 | Base Plate – Upper Control Box | 1 |
| | 00-476251-00014 | Mounting Kit – Circuit Breaker (Use One Per/1CB & Items 28, 31, 32, & 33) | AR |
| | 00-476250-00012 | Mounting Kit – Circuit Breaker (Use One Per/1CB & Items 39 thru 42) | AR |



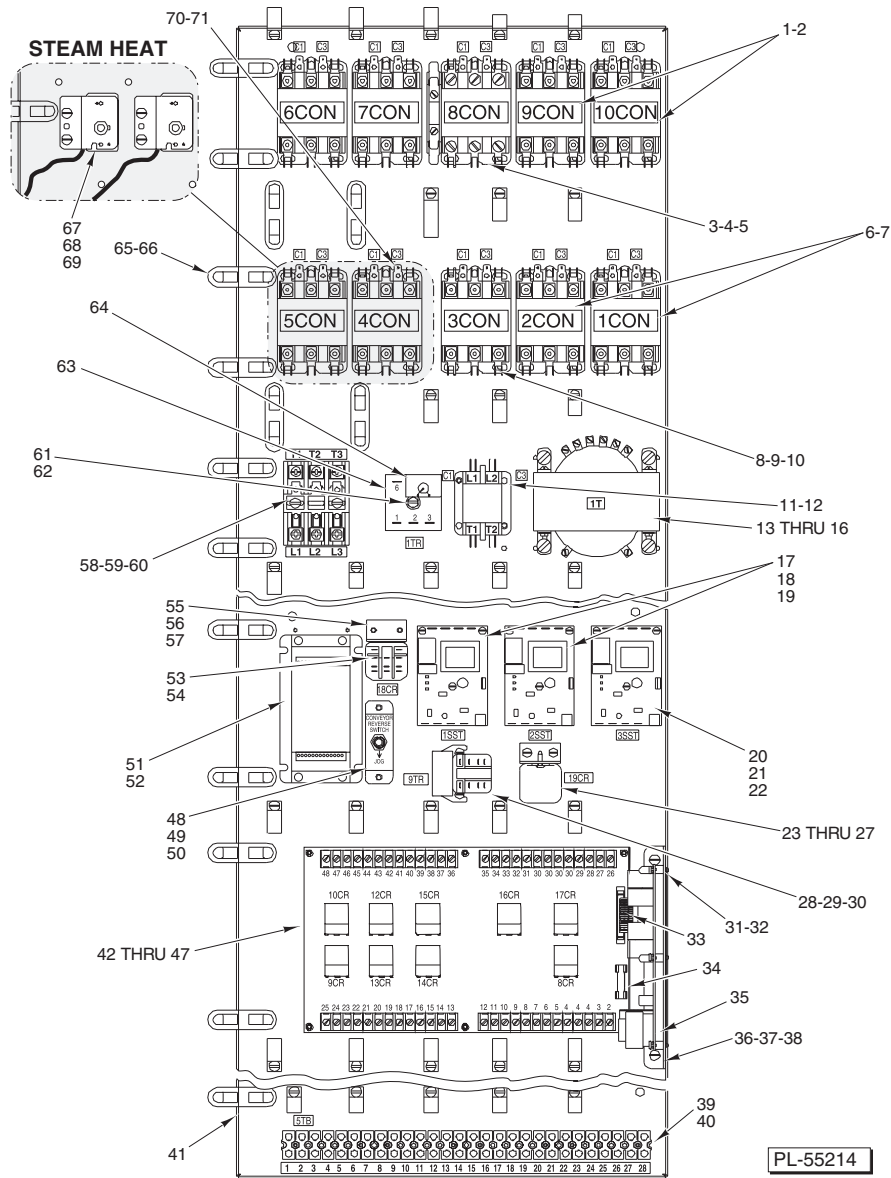
CIRCUIT BREAKERS

CIRCUIT BREAKERS

PL-56674

| | Under 250 V. | | | 380-480 V. | | | 600 V. | | |
|--|---------------------------|----------------------------|---------------------------|---------------------------|---------------------------|---------------------------|---------------------------|---------------------------|---------------------------|
| | Item 1 | Item 2 | Item 3 | Item 4 | Item 5 | Item 6 | Item 7 | Item 8 | Item 9 |
| FT900 | 4CB | 2 & 3CB | 1CB | 4CB | 2 & 3CB | 1CB | 4CB | 2 & 3CB | 1CB |
| Electric Heat | Omit | 00-476251-00013 100 Amp | 00-476251-00006 40 Amp | Omit | 00-476250-00005 45 Amp | 00-476250-00001 25 Amp | Omit | 00-476250-00002 30 Amp | 00-476250-00104 20 Amp |
| Electric Heat & Blower Dryer | 00-476251-00011 80 Amp | 00-476251-00013 100 Amp | 00-476251-00008 50 Amp | 00-476250-00004 40 Amp | 00-476250-00005 45 Amp | 00-476250-00002 30 Amp | 00-476250-00001 25 Amp | 00-476250-00002 30 Amp | 00-476250-00001 25 Amp |
| Electric Heat & Flush Pump | Omit | 00-476251-00013 100 Amp | 00-476251-00008 50 Amp | Omit | 00-476250-00005 45 Amp | 00-476250-00002 30 Amp | Omit | 00-476250-00002 30 Amp | 00-476250-00001 25 Amp |
| Electric Heat, Blower Dryer & Flush Pump | 00-476251-00011 80 Amp | 00-476251-00013 100 Amp | 00-476251-00009 60 Amp | 00-476250-00004 40 Amp | 00-476250-00005 45 Amp | 00-476250-00003 35 Amp | 00-476250-00001 25 Amp | 00-476250-00002 30 Amp | 00-476250-00001 25 Amp |
| Steam Heat | Omit | Omit | 00-476251-00006 40 Amp | Omit | Omit | 00-476250-00001 25 Amp | Omit | Omit | 00-476250-00014 20 Amp |
| Steam Heat & Blower Dryer | Omit | Omit | 00-476251-00008 50 Amp | Omit | Omit | 00-476250-00002 30 Amp | Omit | Omit | 00-476250-00001 25 Amp |
| Steam Heat & Flush Pump | Omit | Omit | 00-476251-00008 50 Amp | Omit | Omit | 00-476250-00002 30 Amp | Omit | Omit | 00-476250-00001 25 Amp |
| Steam Heat, Blower Dryer & Flush Pump | Omit | Omit | 00-476251-00009 60 Amp | Omit | Omit | 00-476250-00003 35 Amp | Omit | Omit | 00-476250-00001 25 Amp |
| FT900S | | | | | | | | | |
| Electric Heat | Omit | 00-476251-00011 80 Amp | 00-476251-00004 30 Amp | Omit | 00-476250-00004 40 Amp | 00-476250-00014 20 Amp | Omit | 00-476250-00001 25 Amp | 00-476250-00013 15 Amp |
| Electric Heat & Blower Dryer | 00-476251-00011 80 Amp | 00-476251-00011 80 Amp | 00-476251-00006 40 Amp | 00-476250-00004 40 Amp | 00-476250-00004 40 Amp | 00-476250-00001 25 Amp | 00-476250-00001 25 Amp | 00-476250-00001 25 Amp | 00-476250-00014 20 Amp |
| Steam Heat | Omit | Omit | 00-476251-00004 30 Amp | Omit | Omit | 00-476250-00014 20 Amp | Omit | Omit | 00-476250-00013 15 Amp |
| Steam Heat & Blower Dryer | Omit | Omit | 00-476251-00006 40 Amp | Omit | Omit | 00-476250-00001 25 Amp | Omit | Omit | 00-476250-00014 20 Amp |
| FT900W | | | | | | | | | |
| Electric Heat | Omit | 00-476251-00013 100 Amp | 00-476251-00006 40 Amp | 00-476250-00013 15 Amp | 00-476250-00005 45 Amp | 00-476250-00001 25 Amp | 00-476250-00013 15 Amp | 00-476250-00002 30 Amp | 00-476250-00014 20 Amp |
| Electric Heat & Blower Dryer | 00-476251-00012 90 Amp | 00-476251-00013 100 Amp | 00-476251-00008 50 Amp | 00-476250-00005 45 Amp | 00-476250-00005 45 Amp | 00-476250-00002 30 Amp | 00-476250-00002 30 Amp | 00-476250-00002 30 Amp | 00-476250-00001 25 Amp |
| Electric Heat & Flush Pump | 00-476251-00003 25 Amp | 00-476251-00013 100 Amp | 00-476251-00008 50 Amp | 00-476250-00013 15 Amp | 00-476250-00005 45 Amp | 00-476250-00002 30 Amp | 00-476250-00013 15 Amp | 00-476250-00002 30 Amp | 00-476250-00001 25 Amp |
| Electric Heat, Blower Dryer & Flush Pump | 00-476251-00012 90 Amp | 00-476251-00013 100 Amp | 00-476251-00009 60 Amp | 00-476250-00005 45 Amp | 00-476250-00005 45 Amp | 00-476250-00003 35 Amp | 00-476250-00002 30 Amp | 00-476250-00002 30 Amp | 00-476250-00001 25 Amp |
| Steam Heat | 00-476251-00003 25 Amp | Omit | 00-476251-00006 40 Amp | 00-476250-00013 15 Amp | Omit | 00-476250-00001 25 Amp | 00-476250-00013 15 Amp | Omit | 00-476250-00014 20 Amp |
| Steam Heat & Blower Dryer | 00-476251-00003 25 Amp | Omit | 00-476251-00008 50 Amp | 00-476250-00013 15 Amp | Omit | 00-476250-00002 30 Amp | 00-476250-00013 15 Amp | Omit | 00-476250-00001 25 Amp |
| Steam Heat & Flush Pump | 00-476251-00003 25 Amp | Omit | 00-476251-00008 50 Amp | 00-476251-00013 15 Amp | Omit | 00-476250-00002 30 Amp | 00-476250-00013 15 Amp | Omit | 00-476250-00001 25 Amp |
| Steam Heat, Blower Dryer & Flush Pump | 00-476251-00003 25 Amp | Omit | 00-476251-00009 60 Amp | 00-476250-00013 15 Amp | Omit | 00-476250-00003 35 Amp | 00-476250-00013 15 Amp | Omit | 00-476250-00001 25 Amp |

FT900 DISHWASHER REPLACEMENT PARTS



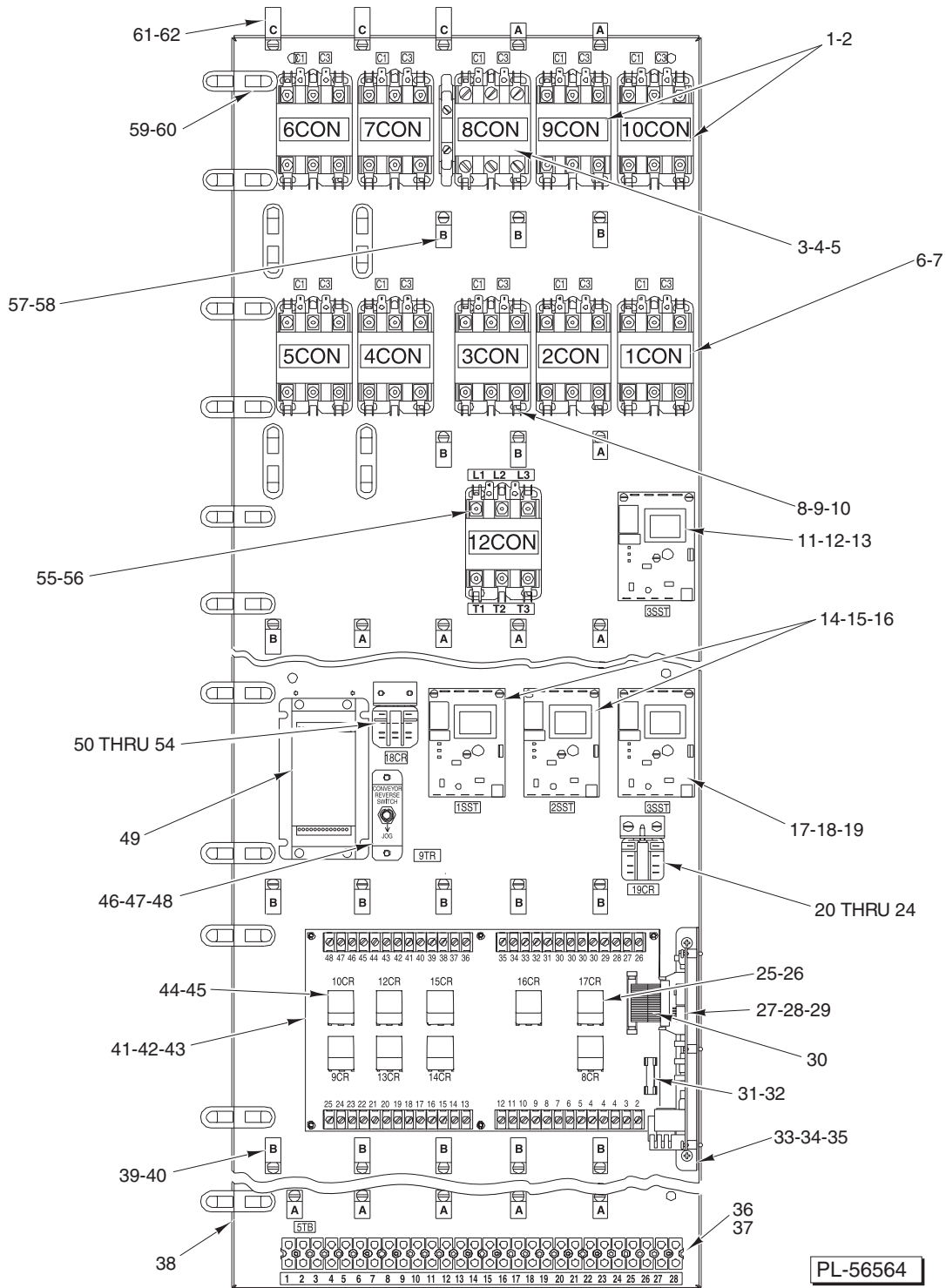
**LOWER BASE PLATE
(CONTROL BOX) (PREVIOUS CONSTRUCTION)**

| ILLUS. | PART NO. | NAME OF PART | AMT. |
|--------|-----------------|--|------|
| | PL-55214 | | |
| 1 | 00-087713-041-2 | Contactors (See Items 58 & 66) (Electric Blower Dryer) | 2 |
| 2 | SD-008-25 | Self-Tapping Screw 10-16 x 1/2 Phil. Pan Hd., Type B | 4 |
| 3 | 00-087713-018-2 | Contactors (8 Con) (Electric Blower Dryer) | 1 |
| 4 | 00-087713-041-2 | Contactors (8 Con) (Steam Blower Dryer) | 1 |
| 5 | SD-008-25 | Self-Tapping Screw 10-16 x 1/2 Phil. Pan Hd., Type B | 2 |
| 6 | 00-087713-041-2 | Contactors (See Items 11 & 12) (Steam & Electric Heat) | 2 |
| 7 | SD-008-25 | Self-Tapping Screw 10-16 x 1/2 Phil. Pan Hd., Type B | 4 |
| 8 | 00-087713-018-2 | Contactors (See Item 61) (Steam & Electric Heat) | 1 |
| 9 | 00-087713-041-2 | Contactors (See Item 61) (Steam & Electric Heat) | 1 |
| 10 | SD-008-25 | Self-Tapping Screw 10-16 x 1/2 Phil. Pan Hd., Type B | 2 |
| *11 | 00-087713-085-1 | Contactors (11 Con) (Vent Fan Control) | 1 |
| *12 | SD-008-25 | Self-Tapping Screw 10-16 x 1/2 Phil. Pan Hd., Type B | 2 |
| 13 | 00-294500-024-2 | Transformer (300 VA) Pilot Control | 1 |
| 14 | 00-294500-024-5 | Transformer (600 V.) | 1 |
| 15 | SD-008-25 | Self-Tapping Screw 10-16 x 1/2 Phil. Pan Hd., Type B | 4 |
| 16 | WL-014-07 | Lockwasher #10 External Shakeproof (SST) | 4 |
| 17 | 00-475458-00001 | Thermostat - Solid State (120 V.) | 2 |

**LOWER BASE PLATE
(CONTROL BOX) (PREVIOUS CONSTRUCTION) (Cont.)**

| ILLUS. PL-55214 | PART NO. | NAME OF PART | AMT. |
|--------------------|-----------------|--|------|
| 18 | 00-476653 | Spacer – Circuit Board #6 x .313 In. | 8 |
| 19 | SD-038-02 | Self-Tapping Screw 6-20 x 5/8 Phil. Pan Hd., Type B | 6 |
| 20 | 00-475458-00001 | Thermostat Assy. (SST) (Prewash Temp Control) | 1 |
| 21 | 00-476653 | Spacer – Circuit Board #6 x 0.313 In. | 4 |
| 22 | SD-038-02 | Self-Tapping Screw 6-20 x 5/8 Phil. Pan Hd., Type B | 3 |
| **23 | 00-087714-020-2 | Relay – 3PDT (Blower Dryer) (19CR) | 1 |
| **24 | SD-019-29 | Self-Tapping Screw 6-20 x 1/2 Phil. Pan Hd., Type B | 2 |
| **25 | 00-437102 | Bracket – Relay Mounting | 1 |
| **26 | SD-008-17 | Self-Tapping Screw 6-20 x 3/8 Phil. Bind Hd., Type B | 2 |
| **27 | WL-014-05 | Lockwasher #8 External Shakeproof | 2 |
| ****28 | 00-087714-016-1 | Relay – Time Delay (D.P.D.T.) (115 V., 10 Amp.) | 1 |
| ****29 | 00-748513 | Snubber Pin | 1 |
| ****30 | SD-008-18 | Self-Tapping Screw 8-18 x 3/8 Phil. Bind Hd., Type B | 2 |
| 31 | 00-476653 | Spacer – Circuit Board #6 x 0.313 In. | 6 |
| 32 | SD-038-02 | Self-Tapping Screw 6-20 x 5/8 Phil. Pan Hd., Type B | 6 |
| 33 | 00-475472 | Ribbon Cable (Timer Board to Relay Board) | 1 |
| 34 | FE-021-19 | Fuse (3.2 Amp.) (250 V.) | 1 |
| 35 | 00-748523 | Board Assy. – Time Delay | 1 |
| 36 | 00-476674 | Bracket – Timer Board | 1 |
| 37 | SD-008-25 | Self-Tapping Screw 10-16 x 1/2 Phil. Pan Hd., Type B | 2 |
| 38 | WL-014-07 | Lockwasher #10 External Shakeproof (SST) | 2 |
| 39 | 00-294325-013-5 | Block – Terminal | 4 |
| 40 | SD-019-29 | Self-Tapping Screw 6-20 x 1/2 Phil. Pan Hd., Type B | 8 |
| 41 | 00-475962 | Base Plate – Lower Control Box | 1 |
| 42 | 00-749475 | Board Assy. (Relay) | 1 |
| 43 | 00-476653 | Spacer – Circuit Board #6 x 0.313 In. | 6 |
| 44 | SD-038-02 | Self-Tapping Screw 6-20 x 5/8 Phil. Pan Hd., Type B | 6 |
| 45 | 00-087714-058-1 | Relay – 4PDT (120 V., C1-Dry Circuit) | 6 |
| 46 | 00-476352 | Relay – 4PDT (W/Indicator Light) (9CR, 10CR, & 14CR) | 3 |
| 47 | 00-294777 | Clip – Relay | 13 |
| 48 | 00-087711-147-1 | Switch – Conveyor Reverse | 1 |
| 49 | SD-008-25 | Self-Tapping Screw 10-16 x 1/2 Phil. Pan Hd., Type B | 2 |
| 50 | 00-476372 | Bracket – Switch | 1 |
| 51 | 00-749637 | Inverter – Frequency | 1 |
| 52 | SD-029-11 | Self-Tapping Screw 6-32 x 1 Phil. Pan Hd., Type F | 3 |
| 53 | 00-087714-021-2 | Relay (3PDT) (10 Amp., 120 VAC) (18CR) | 1 |
| 54 | SD-019-29 | Self-Tapping Screw 6-20 x 1/2 Phil. Pan Hd., Type B | 2 |
| 55 | 00-437102 | Bracket – Relay Mounting | 1 |
| 56 | SD-008-17 | Self-Tapping Screw 6-20 x 3/8 Phil. Bind Hd., Type B | 2 |
| 57 | WL-014-05 | Lockwasher #8 External Shakeproof | 2 |
| **58 | 00-294436-00006 | Fuse Block | 1 |
| **59 | SD-008-25 | Self-Tapping Screw 10-16 x 1/2 Phil. Pan Hd., Type B | 2 |
| **60 | FE-025-24 | Fuse (15 Amp.) (600 V.) | 3 |
| 61 | SD-036-13 | Self-Tapping Screw 1/4-20 x 1/4 Hex Washer Hd., Type T | 1 |
| 62 | WL-007-15 | Lockwasher 1/4 External Shakeproof | 1 |
| *63 | 00-437070-00005 | Module – Plug On | 1 |
| *64 | 00-087714-057-1 | Relay – Time Delay (1TR) (Vent Fan Control) | 1 |
| 65 | 00-476946-00001 | D-Clamp (W/Keeper Bar) | 15 |
| 66 | SD-019-02 | Self-Tapping Screw 10-16 x 1/2 | 15 |
| 67 | 00-294681-021-4 | Thermostat (Steam Booster) | AR |
| 68 | SD-008-25 | Self-Tapping Screw 10-16 x 1/2 Phil. Pan Hd., Type B | AR |
| 69 | 00-475207 | Thermostat Insulator | AR |
| 70 | 00-087713-041-2 | Contactora (See Items 3, 4, 5, & 62) (Electric Heat) | 4 |
| 71 | SD-008-25 | Self-Tapping Screw 10-16 x 1/2 Phil. Pan Hd., Type B | 8 |
| | FE-022-84 | Strain Relief 1/2 NPT | AR |
| | 00-294677-00003 | Clamp – Wire (3/4 I.D.) | 12 |
| | SD-008-25 | Self-Tapping Screw 10-16 x 1/2 Phil. Pan Hd., Type B | 12 |
| | 00-294677-00004 | Clamp – Wire (1 I.D.) | 19 |
| | SD-008-25 | Self-Tapping Screw 10-16 x 1/2 Phil. Pan Hd., Type B | 19 |
| | 00-749159 | Kit – Electronic Programming Module | 1 |

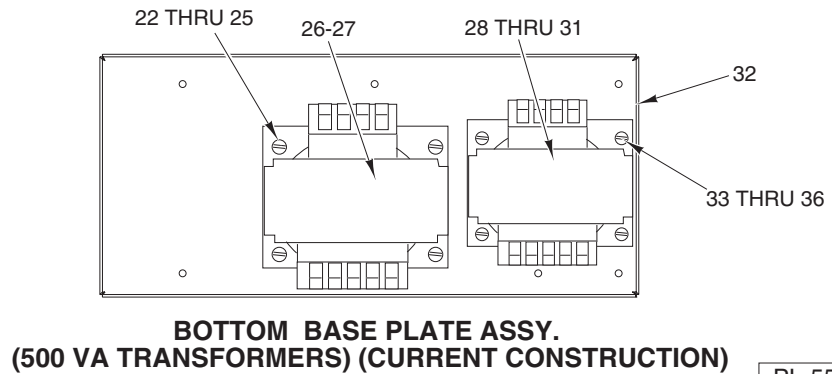
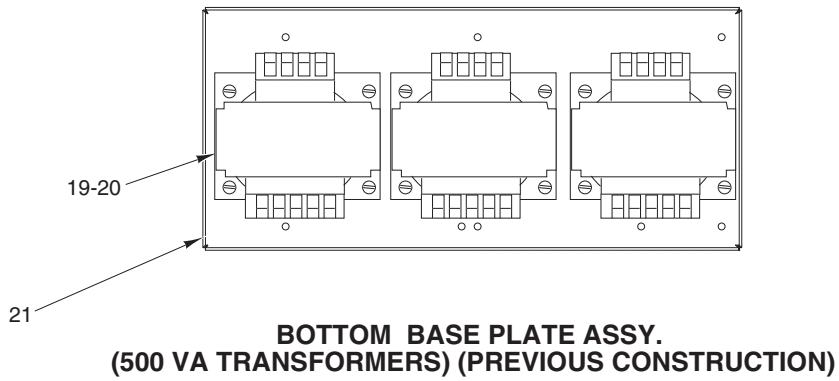
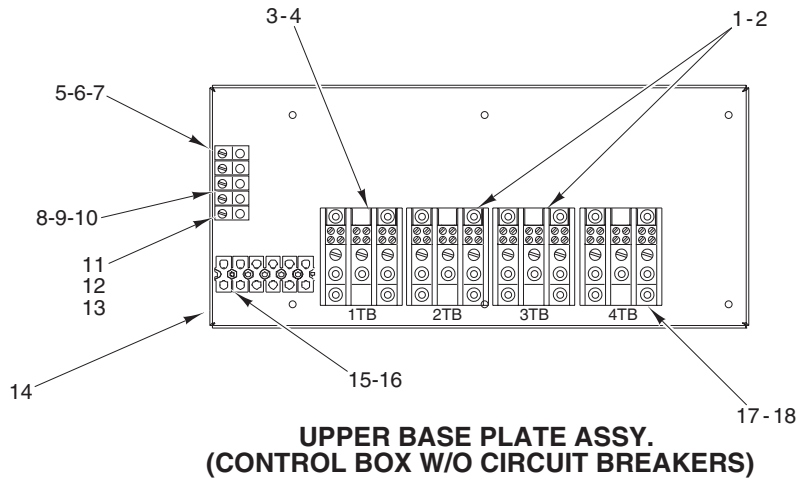
*With Vent Fan Control (Earlier Machines)
 **Blower Dryer Relay (Earlier Machines)
 ***Inverter Fusing (Earlier Machines)
 ****Dish Limit Time Delay (Earlier Machines)



**LOWER BASE PLATE
(CONTROL BOX) (CURRENT CONSTRUCTION)**

**LOWER BASE PLATE
(CONTROL BOX) (CURRENT CONSTRUCTION)**

| ILLUS. PL-56564 | PART NO. | NAME OF PART | AMT. |
|--------------------|-----------------|--|------|
| 1 | 00-087713-041-2 | Contactora 40A (3 Pole, 120 V.) (Electric Blower Dryer) | 2 |
| 2 | SD-008-25 | Self-Tapping Screw 10-16 x 1/2 Phil. Pan Hd., Type B | 4 |
| 3 | 00-087713-018-2 | Contactora (8 Con) (Electric Blower Dryer) | 1 |
| 4 | 00-087713-041-2 | Contactora (Steam Blower Dryer) | 1 |
| 5 | SD-008-25 | Self-Tapping Screw 10-16 x 1/2 Phil. Pan Hd., Type B | 2 |
| 6 | 00-087713-041-2 | Contactora (See Items 1 & 2) (Steam & Electric Heat) | 6 |
| 7 | SD-008-25 | Self-Tapping Screw 10-16 x 1/2 Phil. Pan Hd., Type B | 12 |
| 8 | 00-087713-018-2 | Contactora (See Item 3) (Steam & Electric Heat) (FT900W) | 1 |
| 9 | 00-087713-041-2 | Contactora (Steam & Electric Heat) (FT900 & FT900S) | 1 |
| 10 | SD-008-25 | Self-Tapping Screw 10-16 x 1/2 Phil. Pan Hd., Type B | 2 |
| 11 | 00-475458-00001 | Board Assy. - Temp. Control 120-200 F (FT900W Only) | 1 |
| 12 | 00-476653 | Spacer - Circuit Board #6 x 0.313 In. (FT900W Only) | 4 |
| 13 | SD-038-02 | Self-Tapping Screw 6-20 x 5/8 Phil. Pan Hd., Type B | 3 |
| 14 | 00-475458-00001 | Thermostat - Solid State (120 V.) | 2 |
| 15 | 00-476653 | Spacer - Circuit Board #6 x 0.313 In. | 8 |
| 16 | SD-038-02 | Self-Tapping Screw 6-20 x 5/8 Phil. Pan Hd., Type B | 6 |
| 17 | 00-475458-00001 | Thermostat Assy. (SST) (Prewash Temp Control) | 1 |
| 18 | 00-476653 | Spacer - Circuit Board #6 x 0.313 In. | 4 |
| 19 | SD-038-02 | Self-Tapping Screw 6-20 x 5/8 Phil. Pan Hd., Type B | 3 |
| 20 | 00-087714-020-2 | Relay 3PDT (FT900W Only) | 1 |
| 21 | SD-019-29 | Self-Tapping Screw 6-20 x 1/2 Phil. Pan Hd., Type B | 2 |
| 22 | 00-437102 | Bracket - Relay Mounting (FT900W Only) | 1 |
| 23 | SD-008-18 | Self-Tapping Screw 8-18 x 3/8 Phil. Bndg. Hd., Type B | 2 |
| 24 | WL-014-05 | Lockwasher #8 External (SST) | 2 |
| 25 | 00-087714-058-1 | Relay 4PDT (120 V.) | 6 |
| 26 | 00-294777 | Clip Relay | 6 |
| 27 | 00-748523 | Board Assy. - Time Delay | 1 |
| 28 | 00-476653 | Spacer - Circuit #6 x 0.313 In. | 6 |
| 29 | SD-038-02 | Self-Tapping Screw 6-20 x 5/8 Phil. Pan Hd., Type B | 6 |
| 30 | 00-475472 | Ribbon Cable (Tier Board to Relay Board) | 1 |
| 31 | FE-021-19 | Fuse (3.2 Amp.) (For 500 VA Transformer) | 1 |
| 32 | FE-009-31 | Fuse (7 Amp.) (For 750 VA Transformer) | 1 |
| 33 | 00-476674 | Bracket - Timer Board | 1 |
| 34 | SD-008-25 | Self-Tapping Screw 10-16 x 1/2 Phil. Pan Hd., Type B | 2 |
| 35 | WL-014-07 | Lockwasher #10 External Shakeproof (SST) | 2 |
| 36 | 00-294325-013-5 | Block - Terminal | 4 |
| 37 | SD-019-29 | Self-Tapping Screw 6-20 x 1/2 Phil. Pan Hd., Type B | 8 |
| 38 | 00-748836 | Base Plate - Lower Control Box | 1 |
| 39 | 00-294677-00003 | Clamp - Wire 3/4 I.D. | 12 |
| 40 | SD-008-25 | Self-Tapping Screw 10-16 x 1/2 Phil. Pan Hd., Type B | 12 |
| 41 | 00-749475 | Board Assy. (Relay) | 1 |
| 42 | 00-476653 | Spacer - Circuit Board #6 x 0.313 In. | 6 |
| 43 | SD-038-02 | Self-Tapping Screw 6-20 x 5/8 Phil. Pan Hd., Type B | 6 |
| 44 | 00-476352 | Relay - 4PDT (W/Indicator Light) (9CR, 10CR & 14CR) | 3 |
| 45 | 00-294777 | Clip - Relay | 3 |
| 46 | 00-476372 | Bracket - Switch | 1 |
| 47 | SD-008-25 | Self-Tapping Screw 10-16 x 1/2 Phil. Pan Hd., Type B | 2 |
| 48 | 00-087711-147-1 | Switch Wash/Rinse | 1 |
| 49 | 00-748969 | Inverter - Frequency | 1 |
| 50 | 00-087714-020-2 | Relay 3PDT (10 Amp., 120 VAC) (18CR) | 2 |
| 51 | SD-019-29 | Self-Tapping Screw 6-20 x 1/2 Phil. Pan Hd., Type B | 2 |
| 52 | 00-437102 | Bracket - Relay Mounting | 1 |
| 53 | SD-008-18 | Self-Tapping Screw 8-18 x 3/8 Phil. Bndg. Hd., Type B | 2 |
| 54 | WL-014-05 | Lockwasher #8 External Shakeproof | 4 |
| 55 | 00-087713-041-2 | Contactora 40 Amp. (3 Pole, 120 V.) (FT900W Only) | 1 |
| 56 | SD-008-25 | Self-Tapping Screw 10-16 x 1/2 Phil. Pan Hd., Type B | 2 |
| 57 | 00-294677-00004 | Clamp - Wire 1 I.D. | 16 |
| 58 | SD-008-25 | Self-Tapping Screw 10-16 x 1/2 Phil. Pan Hd., Type B | 16 |
| 59 | 00-476946-00001 | D-Clamp (W/Keeper Bar) | 15 |
| 60 | SD-019-02 | Self-Tapping Screw 10-16 x 1/2 Phil. Flat Hd., Type B | 15 |
| 61 | 00-294677-00005 | Clamp - Wire 1 1/2 In. | 3 |
| 62 | SD-008-25 | Self-Tapping Screw 10-16 x 1/2 Phil. Pan Hd., Type B | 3 |

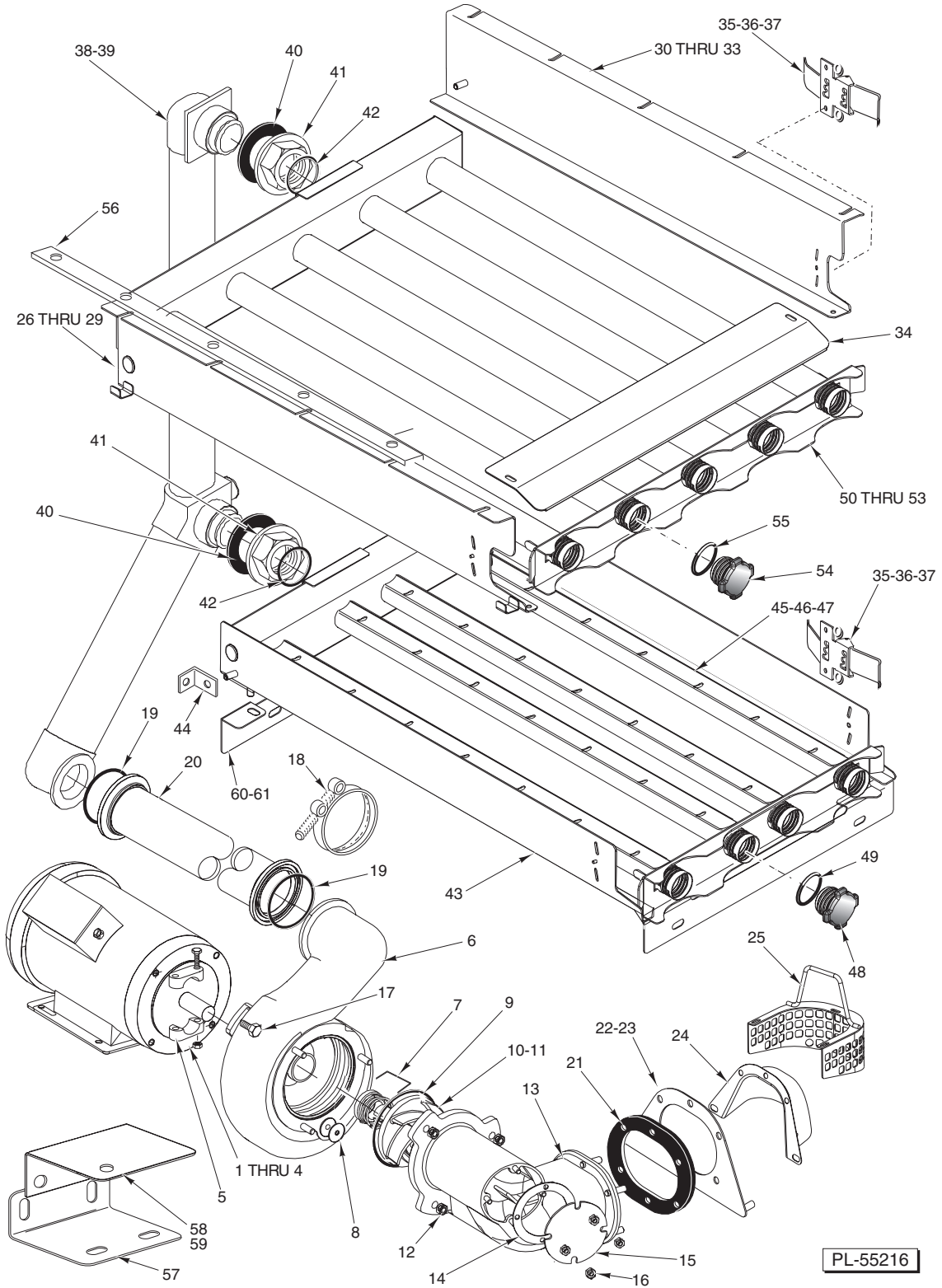


PL-55215

BASE PLATE ASSEMBLY – UPPER AND BOTTOM

BASE PLATE ASSEMBLY – UPPER AND BOTTOM

| ILLUS. PL-55215 | PART NO. | NAME OF PART | AMT. |
|--------------------|-----------------|--|------|
| 1 | 00-119031 | Block – Terminal (Electric Heat) | 3 |
| 2 | SD-008-25 | Self-Tapping Screw 10-16 x 1/2 Phil. Pan Hd., Type B | 12 |
| 3 | 00-119031 | Block – Terminal (Steam Heat) | 1 |
| 4 | SD-008-25 | Self-Tapping Screw 10-16 x 1/2 Phil. Pan Hd., Type B | 4 |
| 5 | 00-118544-00002 | Lug – Solderless (Steam Heat) | 2 |
| 6 | SD-035-77 | Self-Tapping Screw 1/4-20 x 3/8 Phil. Pan Hd., Type TT | 2 |
| 7 | WL-007-15 | Lockwasher 1/4 External Shakeproof | 2 |
| 8 | 00-118544-00002 | Lug – Solderless (Electric Heat) | 4 |
| 9 | SD-035-77 | Self-Tapping Screw 1/4-20 x 3/8 Phil. Pan Hd., Type TT | 4 |
| 10 | WL-007-15 | Lockwasher 1/4 External Shakeproof | 4 |
| 11 | 00-118544-00002 | Lug – Solderless (Electric Heat W/Blower Dryer) | 5 |
| 12 | SD-035-77 | Self-Tapping Screw 1/4-20 x 3/8 Phil. Pan Hd., Type TT | 5 |
| 13 | WL-007-15 | Lockwasher 1/4 External Shakeproof | 5 |
| 14 | 00-475963 | Base Plate – Upper Control Box | 1 |
| 15 | 00-294325-013-2 | Block – Terminal (Over 250 V.) | 1 |
| 16 | SD-019-29 | Self-Tapping Screw 6-20 x 1/2 Phil Pan Hd., Type B | 2 |
| 17 | 00-119031 | Block – Terminal (Electric Heat W/Blower Dryer) | 4 |
| 18 | SD-008-25 | Self-Tapping Screw 10-16 x 1/2 Phil. Pan Hd., Type B | 16 |
| 19 | 00-294500-00035 | Transformer 500 VA (380-480 V.) | 3 |
| 20 | 00-294500-00038 | Transformer 500 VA (600 V.) | 3 |
| 21 | 00-475963 | Base Plate – Bottom Control Box (Transformers) | 1 |
| 22 | SD-035-77 | Self-Tapping Screw 1/4-20 x 3/8 Phil. Pan Hd., Type TT | 4 |
| 23 | SD-008-25 | Self-Tapping Screw 10-16 x 1/2 Phil. Pan Hd., Type B | 4 |
| 24 | WL-007-15 | Lockwasher 1/4 External Shakeproof | 4 |
| 25 | WL-014-07 | Lockwasher #10 External Shakeproof (SST) | 4 |
| 26 | 00-294500-00035 | Transformer 500 VA (380-480 V.) (Use W/Items 22 & 24) | 1 |
| 27 | 00-294500-00038 | Transformer 500 VA (600 V.) (Use W/Items 23 & 25) | 1 |
| 28 | 00-294500-046-2 | Transformer (208-240 V.) (380-480 V.) (FT900 & FT900S) (Use W/Items 33 & 35) | 1 |
| 29 | 00-294500-024-5 | Transformer (600 V.) (FT900 & FT900S) (Use W/Items 33 & 35) | 1 |
| 30 | 00-294500-00041 | Transformer (208-240 V.) (380-480 V.) (FT900W) (Use W/Items 34 & 36) | 1 |
| 31 | 00-294500-00042 | Transform (600 V.) (FT900W) (Use W/Items 34 & 36) | 1 |
| 32 | 00-748813 | Plate – Base | 1 |
| 33 | SD-008-25 | Self-Tapping Screw 10-16 x 1/2 Phil. Pan Hd., Type B | 4 |
| 34 | SD-035-77 | Self-Tapping Screw 1/4-20 x 3/8 Phil. Pan Hd., Type TT | 4 |
| 35 | WL-014-07 | Lockwasher #10 External Shakeproof (SST) | 4 |
| 36 | WL-007-15 | Lockwasher 1/4 External Shakeproof | 4 |

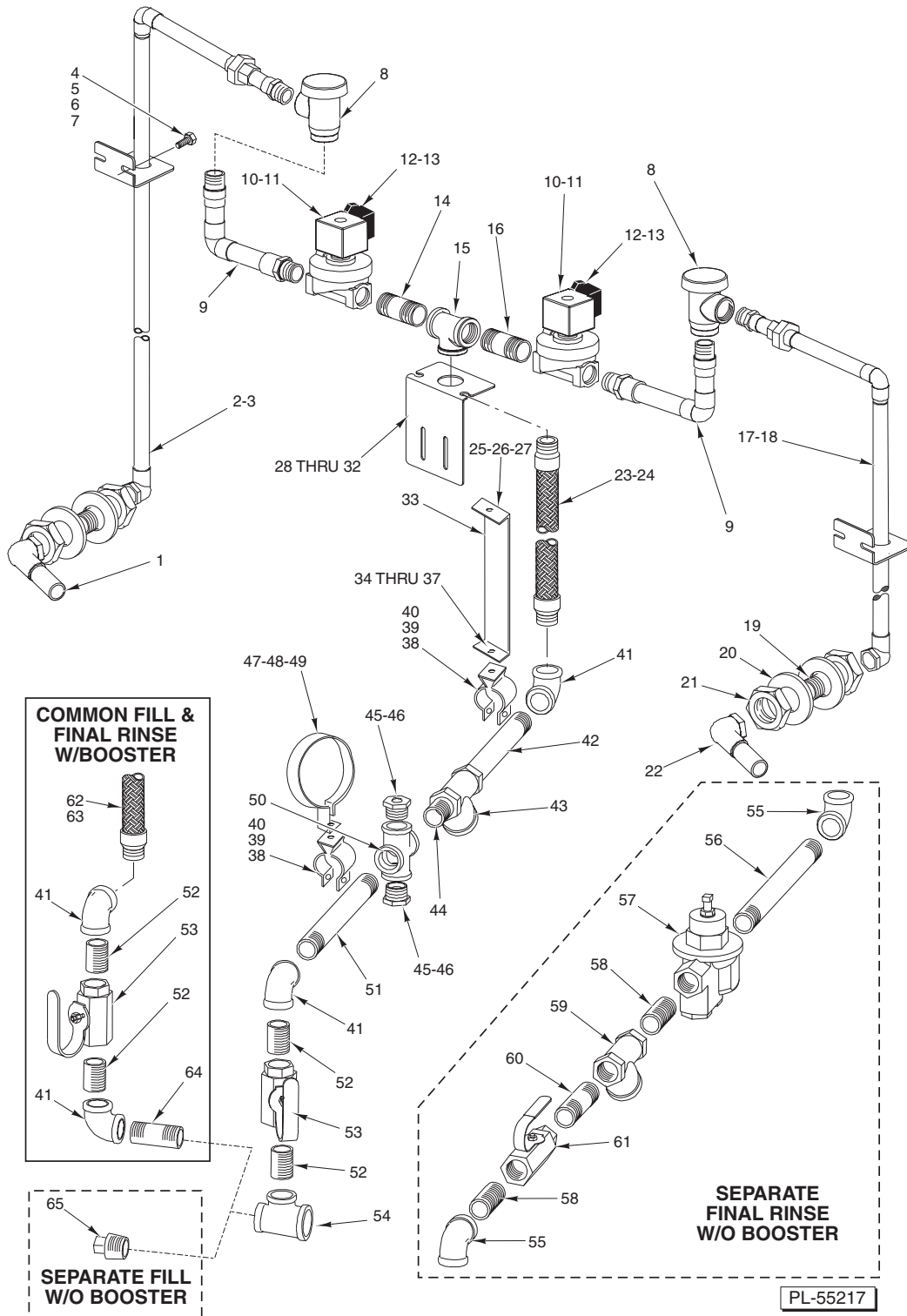


**WASH/RINSE SYSTEM
(PUMP, MOTOR, AND ARMS)**

**WASH/RINSE SYSTEM
(PUMP, MOTOR, AND ARMS)**

| ILLUS. PL-55216 | PART NO. | NAME OF PART | AMT. |
|--------------------|-----------------|---|------|
| 1 | 00-476738-00001 | Motor (208-230/460/60/3) | 1 |
| 2 | 00-476738-00002 | Motor (200-240/380-415/50/3) | 1 |
| 3 | 00-476738-00003 | Motor (575/60/3) | 1 |
| 4 | 00-476738-00004 | Motor (380/60/3) | 1 |
| 5 | 00-476738-00005 | Clamp | 1 |
| 6 | 00-476738-00006 | Housing – Pump W/Studs | 1 |
| 7 | 00-476738-00007 | Seal Assy. | 1 |
| 8 | 00-476738-00008 | Gasket – Drain | 1 |
| 9 | 00-476738-00009 | O-Ring (Suction Flange)..... | 1 |
| 10 | 00-476738-00010 | Impeller Assy. (Wash/Rinse) (60 Hz.) | 1 |
| 11 | 00-476738-00015 | Impeller Assy. (Wash/Rinse) (50 Hz.) | 1 |
| 12 | NS-015-11 | Nut ⁵ / ₁₆ -18 Hex | 3 |
| 13 | 00-476738-00012 | Flange – Suction W/Studs | 1 |
| 14 | 00-476738-00013 | Gasket – Clean Out | 1 |
| 15 | 00-476738-00014 | Plate – Cover Clean Out..... | 1 |
| 16 | NS-015-01 | Nut ¹ / ₄ -20 Hex (SST) | 4 |
| 17 | SC-041-29 | Cap Screw ³ / ₈ -16 x ⁷ / ₈ Hex Hd., Wax-Coated Threads | 4 |
| 18 | 00-476098 | Clamp – Discharge Tube | 2 |
| 19 | 00-067500-00131 | O-Ring | 2 |
| 20 | 00-476094-00001 | Tube – Pump Discharge (Center) | 1 |
| 21 | 00-476091 | Gasket – Pump | 1 |
| 22 | 00-476495 | Stiffener – Shroud | 1 |
| 23 | 00-545595 | Sealer (¹ / ₈ Rd.)..... | AR |
| 24 | 00-476409 | Shroud – Pump | 1 |
| 25 | 00-476410 | Strainer – Pump | 1 |
| 26 | 00-476102-00001 | Support – Upper Wash Arm (L-R, RH W/Clip) | 1 |
| 27 | 00-476102-00002 | Support – Upper Wash Arm (R-L, LH W/Clip) | 1 |
| 28 | 00-892212-00001 | Support – Upper Wash Arm (R-L RH W/Clips) (Use With Hinged Doors) | 1 |
| 29 | 00-892212-00002 | Support – Upper Wash Arm (L-R LH W/Clips) (Use With Hinged Doors) | 1 |
| 30 | 00-476102-00003 | Support – Upper Wash Arm (R-L, RH W/O Clip) | 1 |
| 31 | 00-476102-00004 | Support – Upper Wash Arm (L-R, LH W/O Clip) | 1 |
| 32 | 00-892212-00003 | Support – Upper Wash Arm (R-L RH W/O Clips) (Use With Hinged Doors) | 1 |
| 33 | 00-892212-00004 | Support – Upper Wash Arm (L-R LH W/O Clips) (Use With Hinged Doors) | 1 |
| 34 | 00-892206 | Plate – Deflector (Hinged Door Only) | 1 |
| 35 | 00-476101 | Latch – Wash Arm | 4 |
| 36 | SC-093-04 | Mach. Screw 8-32 x ¹ / ₂ Phil. Pan Hd. (SST) | 8 |
| 37 | NS-031-08 | Stop Nut 8-32 Hex (SST) | 8 |
| *38 | 00-749345-00001 | Tube Assy. – External Manifold (Standard Height) | 1 |
| 39 | 00-749345-00002 | Tube Assy. – External Manifold (6 In. Higher Than Standard) | 1 |
| 40 | 00-749370 | Gasket – Seal 0.093 x 3.00 | 2 |
| 41 | 00-473460 | Nut – Manifold | 2 |
| 42 | 00-067500-00129 | O-Ring | 2 |
| 43 | 00-476103-00001 | Support Assy. – Lower Wash Arm (Center) | 1 |
| 44 | 00-289828 | Bracket | 2 |
| 45 | 00-476089 | Wash Arm (4 Tube, Lower) (FT900/FT900W) | 1 |
| 46 | 00-892366 | Wash Arm (4 Tube, Lower R-L) (FT900S) | 1 |
| 47 | 00-892489 | Wash Arm (4 Tube, Lower L-R) (FT900S) | 1 |
| 48 | 00-475589 | Plug – Wash Arm | 4 |
| 49 | 00-067500-00127 | O-Ring | 4 |
| *50 | 00-748273-00001 | Wash Arm (5 Tube, Upper R-L) (FT900/FT900W) | 1 |
| *51 | 00-892364 | Wash Arm (5 Tube, Upper R-L) (FT900S) | 1 |
| *52 | 00-748273-00002 | Wash Arm (5 Tube, Upper L-R) (FT900/FT900W) | 1 |
| *53 | 00-892491 | Wash Arm (5 Tube, Upper L-R) (FT900S) | 1 |
| 54 | 00-475589 | Plug – Wash Arm | 5 |
| 55 | 00-067500-00127 | O-Ring | 5 |
| 56 | - | Spacer – Upper Arm Support | 1 |
| 57 | 00-748263 | Support – Pump Lower | 1 |
| 58 | 00-748264 | Support – Pump Upper (60 Hz.) | 1 |
| 59 | 00-748265 | Support – Pump Upper (50 Hz.) | 1 |
| 60 | 00-476097-00001 | Bracket – Spreader (Lower Wash Arm) (FT900S) | 1 |
| 61 | 00-748527 | Bracket – Spreader (Lower Wash Arm) (FT900W/FT900) | 1 |
| * | 00-749346 | Service Kit – Manifold Assy. (Use With Items 38 & 39) | 1 |

*Remove item 56 (if used previously) when replacing items 50 thru 53.

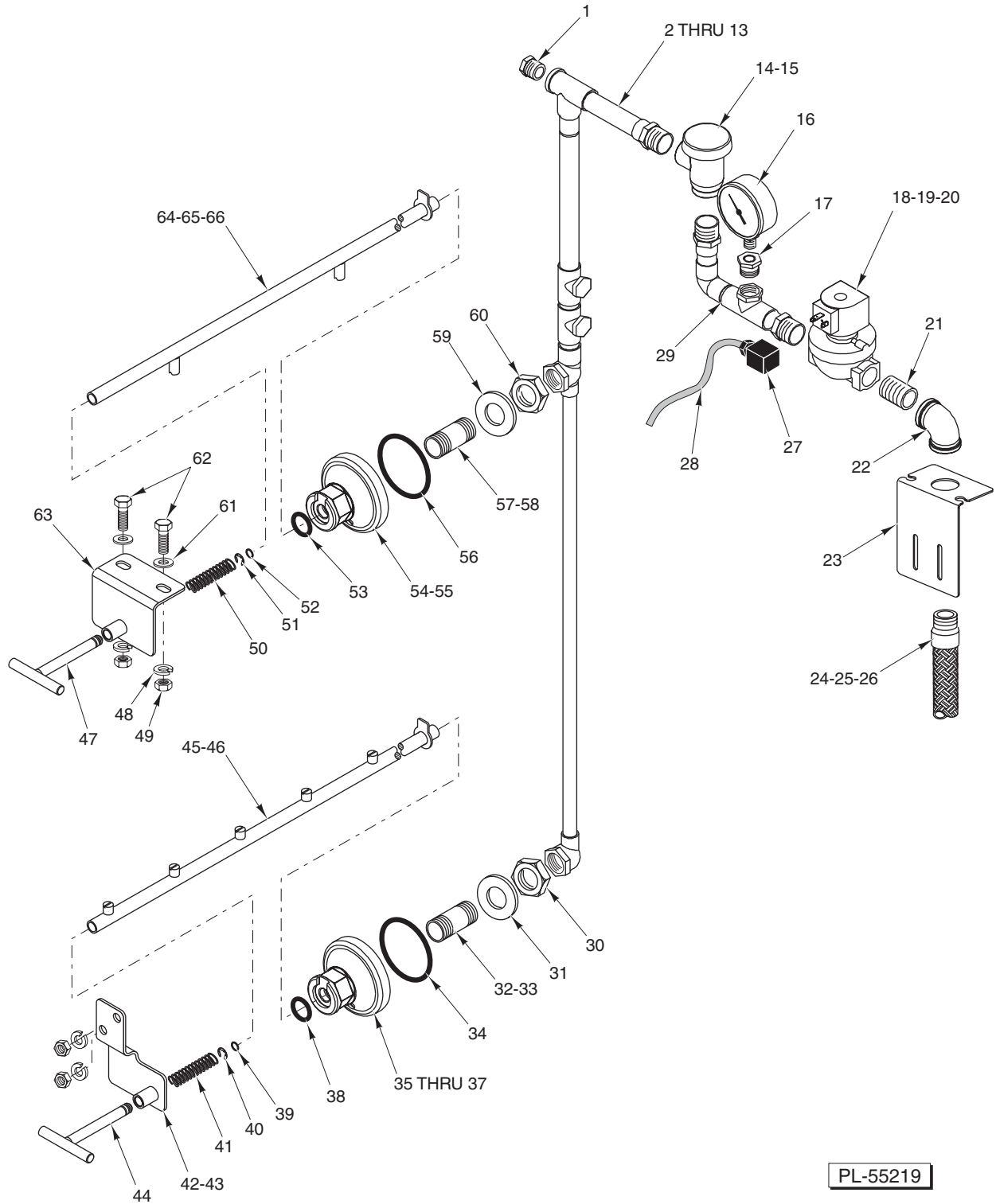


FILL PIPING

| ILLUS. | PART NO. | NAME OF PART | AMT. |
|----------|-----------------|--|------|
| PL-55217 | | | |
| 1 | 00-476386 | Pipe Ass. (Inside Fill) | 2 |
| 2 | 00-476290-00004 | Piping – Lower Fill (RH, Standard Height) | 1 |
| 3 | 00-476290-00002 | Piping – Lower Fill (RH, 6 In. Higher Than Standard) | 1 |
| 4 | SC-041-11 | Cap Screw ⁵ / ₁₆ -18 x ³ / ₄ Hex Hd. (SST) | 4 |
| 5 | WS-017-08 | Washer | 4 |
| 6 | WL-006-23 | Lockwasher ⁵ / ₁₆ Medium (SST) | 4 |

FILL PIPING (Cont.)

| ILLUS. PL-55217 | PART NO. | NAME OF PART | AMT. |
|--------------------|-----------------|--|------|
| 7 | NS-015-11 | Nut ⁵ / ₁₆ -18 Hex | 4 |
| 8 | 00-277112 | Vacuum Breaker ³ / ₄ | 2 |
| 9 | 00-476285 | Pipe – Upper Fill | 2 |
| 10 | 00-749980 | Valve – Solenoid ³ / ₄ (110-120/50/60) | 2 |
| 11 | 00-892133 | Repair Kit – Solenoid Valve | 1 |
| 12 | 00-476615 | Connector – D.I.N. | 2 |
| 13 | FE-022-43 | Bushing – Electronic Snap | 2 |
| 14 | FP-041-50 | Pipe ³ / ₄ x 1 ³ / ₈ TBE (Brass) | 1 |
| 15 | FP-019-28 | Tee – Pipe ³ / ₄ x ³ / ₄ x ³ / ₄ (Brass) | 1 |
| 16 | FP-041-50 | Pipe ³ / ₄ x 1 ³ / ₈ TBE (Brass) | 1 |
| 17 | 00-476290-00003 | Piping – Lower Fill (LH, Standard Height) | 1 |
| 18 | 00-476290-00001 | Piping – Lower Fill (LH, 6 In. Higher Than Standard) | 1 |
| 19 | FP-043-94 | Pipe ³ / ₄ x 2.000 (TBE 1.250 RTOE) | 2 |
| 20 | WS-013-45 | Washer | 4 |
| 21 | FP-030-17 | Lock Nut ³ / ₄ NPSL Pipe (Brass) | 4 |
| 22 | 00-476386 | Piping Assy. (Inside Fill) | 2 |
| 23 | 00-749153-00001 | Braided Water Hose ³ / ₄ x 66 In. SST (R-L) (Standard Height) | 1 |
| 24 | 00-749153-00002 | Braided Water Hose ³ / ₄ x 84 In. SST (R-L) (6 In. Higher Than Standard) | 1 |
| 25 | SC-041-50 | Cap Screw ¹ / ₄ -20 x ¹ / ₂ Hex Hd. | 2 |
| 26 | WL-006-17 | Lockwasher ¹ / ₄ Medium | 2 |
| 27 | NS-015-01 | Nut ¹ / ₄ -20 Hex (SST) | 2 |
| 28 | 00-476286 | Support – Fill Piping | 1 |
| 29 | SC-041-11 | Cap Screw ⁵ / ₁₆ -18 x ³ / ₄ Hex Hd. (SST) | 2 |
| 30 | WS-017-08 | Washer | 2 |
| 31 | WL-006-23 | Lockwasher ⁵ / ₁₆ Medium (SST) | 2 |
| 32 | NS-015-11 | Nut ⁵ / ₁₆ -18 Hex | 2 |
| 33 | 00-476007 | Support – Fill Piping | 1 |
| 34 | SC-041-11 | Cap Screw ⁵ / ₁₆ -18 x ³ / ₄ Hex Hd. (SST) | 4 |
| 35 | WS-017-08 | Washer | 4 |
| 36 | WL-006-23 | Lockwasher ⁵ / ₁₆ Medium (SST) | 4 |
| 37 | NS-015-11 | Nut ⁵ / ₁₆ -18 Hex | 4 |
| 38 | 00-064901 | Hanger | 2 |
| 39 | SC-098-06 | Mach. Screw 10-24 x 1 ³ / ₄ Rd. Hd., Slotted | 2 |
| 40 | NS-031-15 | Stop Nut 10-24 Hex (SST) | 2 |
| 41 | FP-015-23 | Elbow – Pipe ³ / ₄ x 90 Deg. (Brass) | 4 |
| 42 | FP-042-31 | Pipe ³ / ₄ x 12.250 | 1 |
| 43 | 00-186922 | Strainer – Line ³ / ₄ (Brass) | 1 |
| 44 | FP-041-66 | Pipe ³ / ₄ x 3 TBE | 1 |
| 45 | FP-028-07 | Pipe Plug ¹ / ₄ Sq. Hd. | 2 |
| 46 | FP-027-15 | Bushing – Pipe ³ / ₄ to ¹ / ₄ | 2 |
| 47 | 00-185777 | Support – Pipe | 1 |
| 48 | SC-098-06 | Mach. Screw 10-24 x 1 ³ / ₄ Rd. Hd., Slotted | 1 |
| 49 | NS-031-15 | Stop Nut 10-24 Hex (SST) | 1 |
| 50 | FP-034-12 | Cross – Pipe | 1 |
| 51 | FP-042-20 | Pipe ³ / ₄ x 9 ¹ / ₂ TBE | 1 |
| 52 | FP-041-50 | Pipe ³ / ₄ x 1 ³ / ₈ TBE (Brass) | AR |
| 53 | 00-223220-00003 | Valve ³ / ₄ In. Ball | AR |
| 54 | FP-019-40 | Tee 1 x ³ / ₄ x ³ / ₄ Reducing | 1 |
| 55 | FP-015-23 | Elbow – Pipe ³ / ₄ x 90 Deg. (Brass) | 2 |
| 56 | FP-042-31 | Pipe ³ / ₄ x 12.250 | 1 |
| 57 | 00-119611 | Valve – Pressure Regulating ³ / ₄ | 1 |
| 58 | FP-041-50 | Pipe ³ / ₄ x 1 ³ / ₈ TBE (Brass) | 2 |
| 59 | 00-186922 | Strainer – Line ³ / ₄ (Brass) | 1 |
| 60 | FP-041-57 | Pipe ³ / ₄ x 2 ¹ / ₄ TBE | 1 |
| 61 | 00-223220-00003 | Valve ³ / ₄ In. Ball | 1 |
| 62 | 00-749153-00002 | Hose – Water (Braided) (84 In. Lg.) (FT900 & FT900S) | 1 |
| 63 | 00-749153-00005 | Hose – Water (Braided) (120 In. Lg.) (FT900W) | 1 |
| 64 | FP-041-58 | Pipe ³ / ₄ x 2 ³ / ₈ Lg. TBE | 1 |
| 65 | FP-028-19 | Pipe Plug ³ / ₄ Sq. Hd. (Brass) | 1 |
| | 00-476745-00005 | Cable Assy. – Wash Fill Valve | 1 |
| | 00-476745-00006 | Cable Assy. – Rinse/Prewash Fill Valve | 1 |
| | 00-476751-00009 | Cable Assy. – Left Tank Fill (L-R) | 1 |
| | 00-476751-00003 | Cable Assy. – Right Tank Fill (R-L) | 1 |
| | 00-476751-00010 | Cable Assy. – Right Tank Fill (L-R) | 1 |
| | 00-749153-00001 | Hose – Water (Braid – SST) (66 Lg.) | AR |
| | 00-749153-00002 | Hose – Water (Braid – SST) (84 Lg.) | AR |



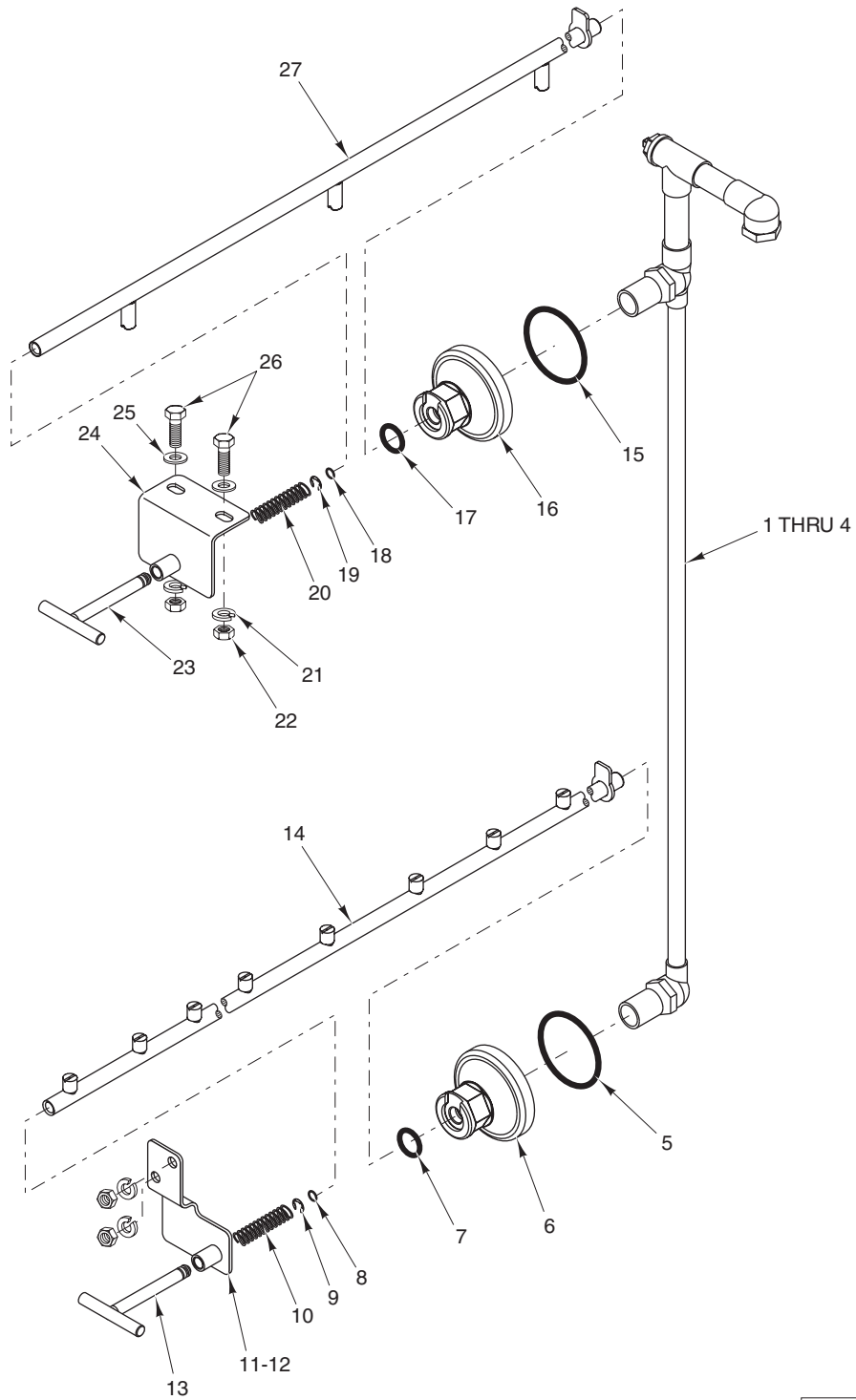
PL-55219

FINAL RINSE PIPING

| ILLUS. | PART NO. | NAME OF PART | AMT. |
|--------|-----------------|---|------|
| 1 | 00-107218 | Coupling – Thermometer Bulb | 1 |
| 2 | 00-476001-00002 | Piping – Final Rinse (R-L, Standard Height) (5.4 G.P.M.) (FT900) | 1 |
| 3 | 00-476002-00002 | Piping – Final Rinse (L-R, Standard Height) (5.4 G.P.M.) (FT900) | 1 |
| 4 | 00-476001-00001 | Piping – Final Rinse (R-L, 6 In. Higher Than Standard) (5.4 G.P.M.) (FT900) | 1 |

FINAL RINSE PIPING (Cont.)

| ILLUS. PL-55219 | PART NO. | NAME OF PART | AMT. |
|--------------------|-----------------|--|------|
| 5 | 00-476002-00001 | Piping – Final Rinse (L-R, 6 In. Higher Than Standard) (5.4 G.P.M.) (FT900) | 1 |
| 6 | 00-476001-00004 | Piping – Final Rinse (R-L, Standard Height) (6.5 G.P.M.) (FT900S) | 1 |
| 7 | 00-476002-00004 | Piping – Final Rinse (L-R, Standard Height) (6.5 G.P.M.) (FT900S) | 1 |
| 8 | 00-476001-00005 | Piping – Final Rinse (R-L, 6 In. Higher Than Standard) (6.5 G.P.M.) (FT900S) | 1 |
| 9 | 00-476002-00005 | Piping – Final Rinse (L-R, 6 In. Higher Than Standard) (6.5 G.P.M.) (FT900S) | 1 |
| 10 | 00-476001-00007 | Piping – Final Rinse (R-L, Standard Height) (3.3 G.P.M.) (FT900W) | 1 |
| 11 | 00-476002-00007 | Piping – Final Rinse (L-R, Standard Height) (3.3 G.P.M.) (FT900W) | 1 |
| 12 | 00-476001-00006 | Piping – Final Rinse (R-L, 6 In. Higher Than Standard) (3.5 G.P.M.) (FT900W) | 1 |
| 13 | 00-476002-00006 | Piping – Final Rinse (L-R, 6 In. Higher Than Standard) (3.5 G.P.M.) (FT900W) | 1 |
| 14 | 00-277112 | Vacuum Breaker ³ / ₄ | 1 |
| 15 | 00-118270 | Service Kit – Vacuum Breaker (Float & Seal Assy.) | 1 |
| 16 | 00-328247 | Gauge – Water Pressure | 1 |
| 17 | FP-027-07 | Bushing – Pipe ¹ / ₂ to ¹ / ₄ (Brass) | 1 |
| 18 | 00-749980 | Solenoid Valve ³ / ₄ In. (110-120/50/60) (Incls. Items 19 & 20) | 1 |
| 19 | 00-892132 | Coil – Solenoid Valve | 1 |
| 20 | 00-892133 | Repair Kit – Solenoid Valve | 1 |
| 21 | FP-041-50 | Pipe ³ / ₄ x 1 ³ / ₈ TBE (Brass) | 1 |
| 22 | FP-015-23 | Elbow – Pipe ³ / ₄ x 90 Deg. (Brass) | 1 |
| 23 | 00-476286 | Support – Fill Piping | 1 |
| 24 | 00-749153-00001 | Hose – Braided Water (L-R) ³ / ₄ x 66 In. | 1 |
| 25 | 00-749153-00002 | Hose – Braided Water (R-L) ³ / ₄ x 84 In. | 1 |
| 26 | 00-749153-00003 | Hose – Braided Water (6 In. HTS) ³ / ₄ x 96 In. | 1 |
| 27 | 00-476615 | Connector – D.I.N. | 1 |
| 28 | 00-476745-00007 | Cable Assy. – Final Rinse Valve | 1 |
| 29 | 00-476009 | Piping – Solenoid Valve to Vacuum Breaker | 1 |
| 30 | FP-030-17 | Lock Nut ³ / ₄ NPSL Pipe (Brass) | 1 |
| 31 | WS-013-45 | Washer | 1 |
| 32 | FP-043-94 | Pipe ³ / ₄ x 2.000 | 1 |
| 33 | 00-546292 | Sealer – Pipe | AR |
| 34 | 00-067500-00133 | O-Ring | 1 |
| 35 | 00-476274-00002 | Hub – Lower Final Rinse (FT900) | 1 |
| 36 | 00-476274-00003 | Hub – Lower Final Rinse (FT900W) | 1 |
| 37 | 00-476274-00005 | Hub – Lower Final Rinse (FT900S) | 1 |
| 38 | 00-067500-00130 | O-Ring | 1 |
| 39 | 00-067500-00098 | O-Ring | 1 |
| 40 | RR-009-10 | Retaining Ring | 1 |
| 41 | 00-476252 | Spring – T-Handle | 1 |
| 42 | 00-748809-00001 | Bracket – Handle Lower (R-L) | 1 |
| 43 | 00-748809-00002 | Bracket – Handle Lower (L-R) | 1 |
| 44 | 00-748808 | Handle – Rinse | 1 |
| 45 | 00-475997-00001 | Arm – Lower Final Rinse (FT900/FT900S) | 1 |
| 46 | 00-475997-00002 | Arm – Lower Final Rinse (FT900W) | 1 |
| 47 | 00-748808 | Handle – Rinse | 1 |
| 48 | WL-006-23 | Lockwasher ⁵ / ₁₆ Medium (SST) | 2 |
| 49 | NS-015-11 | Nut ⁵ / ₁₆ -18 Hex | 2 |
| 50 | 00-476252 | Spring – T-Handle | 1 |
| 51 | RR-009-10 | Retaining Ring | 1 |
| 52 | 00-067500-00098 | O-Ring | 1 |
| 53 | 00-067500-00130 | O-Ring | 1 |
| 54 | 00-476274-00004 | Hub – Upper Final Rinse (FT900/FT900S) | 1 |
| 55 | 00-476274-00006 | Hub – Upper Final Rinse (FT900W) | 1 |
| 56 | 00-067500-00133 | O-Ring | 1 |
| 57 | FP-043-94 | Pipe ³ / ₄ x 2.000 | 1 |
| 58 | 00-546292 | Sealer – Pipe | AR |
| 59 | WS-013-45 | Washer | 1 |
| 60 | FP-030-17 | Lock Nut ³ / ₄ NPSL Pipe (Brass) | 1 |
| 61 | WS-017-08 | Washer | 2 |
| 62 | SC-041-11 | Cap Screw ⁵ / ₁₆ -18 x ³ / ₄ Hex Hd. (SST) | 2 |
| 63 | 00-748810 | Bracket – Handle (Upper) | 1 |
| 64 | 00-475999-00001 | Arm – Upper Final Rinse (FT900) | 1 |
| 65 | 00-475999-00002 | Arm – Upper Final Rinse (FT900W) | 1 |
| 66 | 00-475999-00003 | Arm – Upper Final Rinse (FT900S) | 1 |
| | FE-022-43 | Bushing – Electric Snap | 1 |

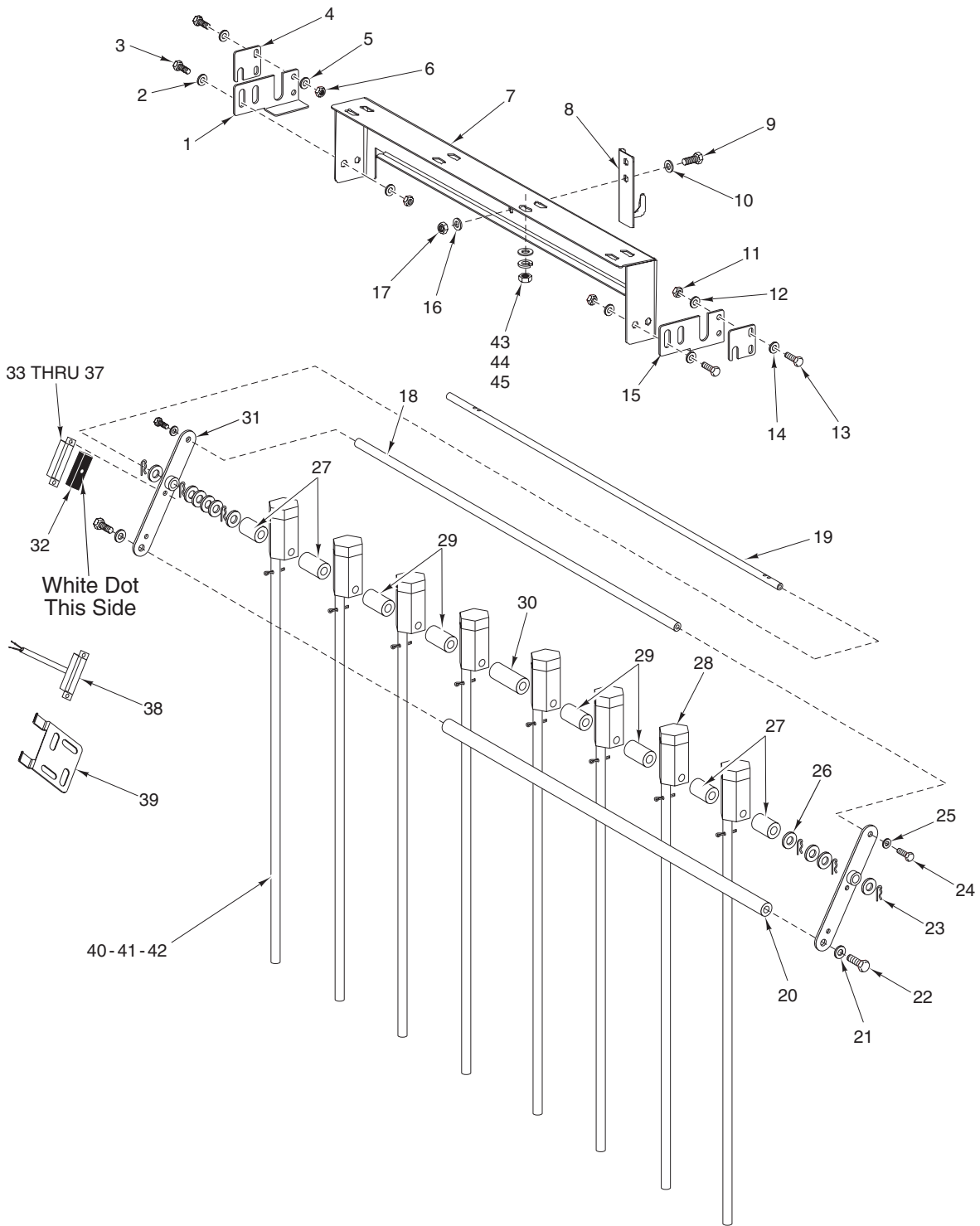


PL-55220

**AUXILIARY RINSE PIPING
(FT900W)**

**AUXILIARY RINSE PIPING
(FT900W)**

| ILLUS. | PART NO. | NAME OF PART | AMT. |
|----------|-----------------|--|------|
| PL-55220 | | | |
| 1 | 00-749106-00002 | Piping – Auxiliary Rinse (L-R, Standard Height) | 1 |
| 2 | 00-749106-00001 | Piping – Auxiliary Rinse (L-R, 6 In. Higher Than Standard) | 1 |
| 3 | 00-749107-00002 | Piping – Auxiliary Rinse (R-L, Standard Height) | 1 |
| 4 | 00-749107-00001 | Piping – Auxiliary Rinse (R-L, 6 In. Higher Than Standard) | 1 |
| 5 | 00-067500-00133 | O-Ring | 1 |
| 6 | 00-476274-00004 | Hub – Lower Pumped Rinse | 1 |
| 7 | 00-067500-00130 | O-Ring | 1 |
| 8 | 00-067500-00098 | O-Ring | 1 |
| 9 | RR-009-10 | Retaining Ring | 1 |
| 10 | 00-476252 | Spring – T-Handle | 1 |
| 11 | 00-748809-00001 | Bracket – Handle Lower (R-L) | 1 |
| 12 | 00-748809-00002 | Bracket – Handle Lower (L-R) | 1 |
| 13 | 00-748808 | Handle – Rinse | 1 |
| 14 | 00-475997-00002 | Arm – Lower Final Rinse | 1 |
| 15 | 00-067500-00133 | O-Ring | 1 |
| 16 | 00-476274-00007 | Hub – Upper Pumped Rinse | 1 |
| 17 | 00-067500-00130 | O-Ring | 1 |
| 18 | 00-067500-00098 | O-Ring | 1 |
| 19 | RR-009-10 | Retaining Ring | 1 |
| 20 | 00-476252 | Spring – T-Handle | 1 |
| 21 | WL-006-23 | Lockwasher ⁵ / ₁₆ Medium (SST) | 2 |
| 22 | NS-015-11 | Nut ⁵ / ₁₆ -18 Hex | 2 |
| 23 | 00-748808 | Handle – Rinse | 1 |
| 24 | 00-748810 | Bracket – Handle (Upper) | 1 |
| 25 | WS-017-08 | Washer | 2 |
| 26 | SC-041-11 | Cap Screw ⁵ / ₁₆ -18 x ³ / ₄ Hex Hd. (SST) | 2 |
| 27 | 00-475999-00002 | Arm – Upper Final Rinse | 1 |

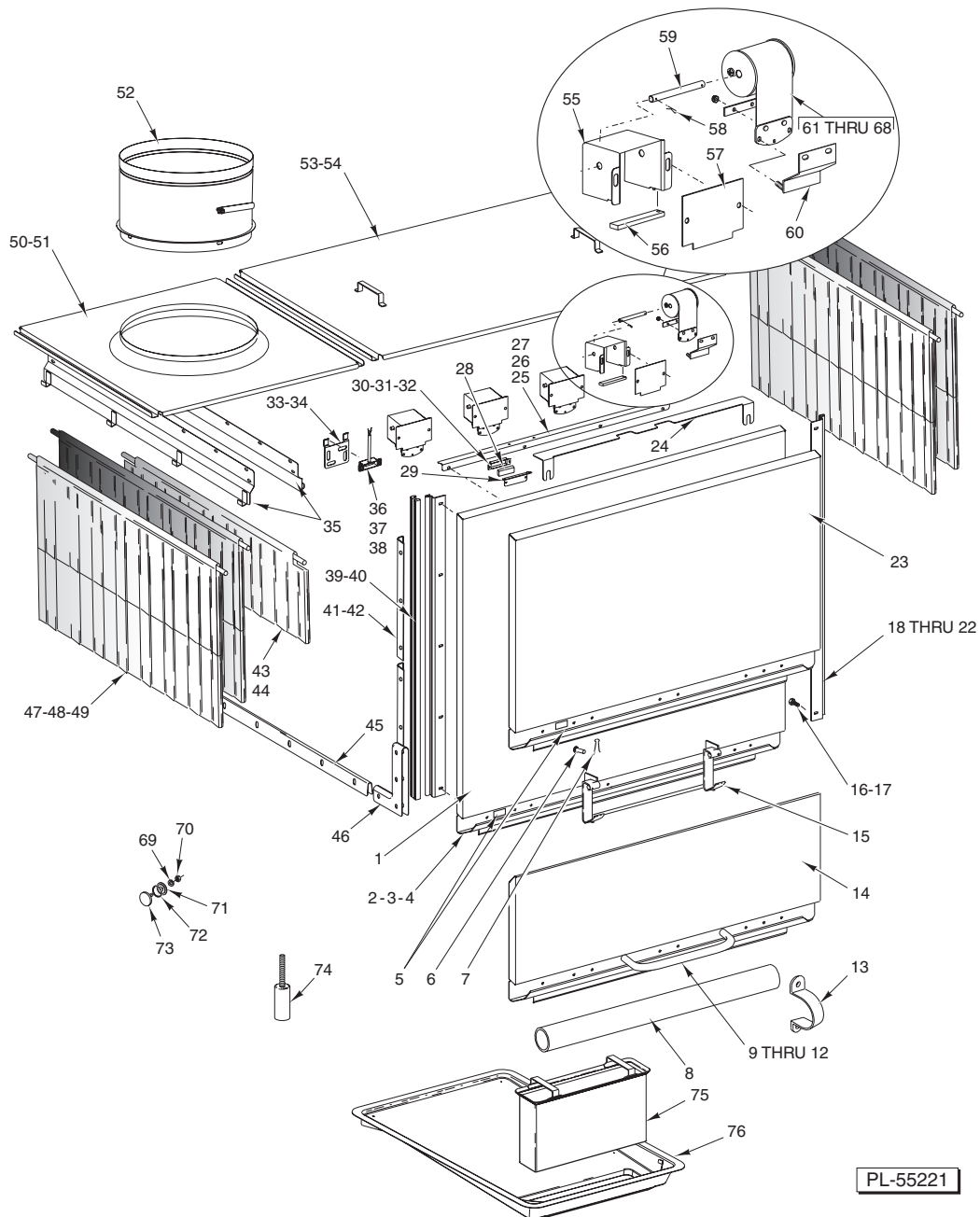


PL-53097

**FINAL RINSE ACTUATOR
(PREVIOUS CONSTRUCTION)**

**FINAL RINSE ACTUATOR
(PREVIOUS CONSTRUCTION)**

| ILLUS. PL-53097 | PART NO. | NAME OF PART | AMT. |
|--------------------|-----------------|--|------|
| 1 | 00-476479-00002 | Bracket – Catch (L-R Front) (R-L Rear) | 1 |
| 2 | WS-017-08 | Washer | 4 |
| 3 | SC-041-11 | Cap Screw ⁵ / ₁₆ -18 x ³ / ₄ Hex Hd. (SST) | 4 |
| 4 | 00-476484 | Retainer – Rinse Actuator | 2 |
| 5 | WL-006-17 | Lockwasher ¹ / ₄ Medium | 4 |
| 6 | NS-015-01 | Nut ¹ / ₄ -20 Hex (SST) | 4 |
| 7 | 00-476478 | Support – Actuator Rinse | 1 |
| 8 | 00-476491 | Support – Actuator “J” | 1 |
| 9 | SC-041-11 | Cap Screw ⁵ / ₁₆ -18 x ³ / ₄ Hex Hd. (SST) | 2 |
| 10 | WS-017-08 | Washer | 2 |
| 11 | NS-015-01 | Nut ¹ / ₄ -20 Hex (SST) | 4 |
| 12 | WL-006-17 | Lockwasher ¹ / ₄ Medium | 4 |
| 13 | SC-041-05 | Cap Screw ¹ / ₄ -20 x ⁵ / ₈ Hex Hd. (SST) | 4 |
| 14 | WS-017-06 | Washer | 4 |
| 15 | 00-476479-00001 | Bracket – Catch (R-L Front) (L-R Rear) | 1 |
| 16 | WL-006-23 | Lockwasher ⁵ / ₁₆ Medium (SST) | 2 |
| 17 | NS-015-11 | Nut ⁵ / ₁₆ -18 Hex | 2 |
| 18 | 00-476490 | Bar – Rinse Actuator (1/2 Dia. Rod Tapped 1/4-20) | 1 |
| 19 | 00-476482 | Rod – Support (Rinse Actuator) (³ / ₈ Dia. Rod) | 1 |
| 20 | 00-186226-00003 | Rod – Tie (³ / ₄ Dia. Rod x 32 ¹ / ₄ In.) | 1 |
| 21 | WL-006-28 | Lockwasher ³ / ₈ Medium | 2 |
| 22 | SC-041-29 | Cap Screw ³ / ₈ -16 x ⁷ / ₈ Hex Hd. (SST) | 2 |
| 23 | 00-066233 | Retainer – Clip Support | 6 |
| 24 | SC-041-05 | Cap Screw ¹ / ₄ -20 x ⁵ / ₈ Hex Hd. (SST) | 2 |
| 25 | WL-006-17 | Lockwasher ¹ / ₄ Medium | 2 |
| 26 | WS-006-44 | Washer | 10 |
| 27 | 00-476481-00001 | Spacer – Tube Rinse (1 ¹ / ₂ Lg.) | 4 |
| 28 | 00-476610 | Pivot – Rinse Tube Assy. | 8 |
| 29 | 00-476481-00002 | Spacer – Tube Rinse (1 ⁷ / ₈ Lg.) | 4 |
| 30 | 00-476481-00003 | Spacer – Tube Rinse (3 Lg.) | 1 |
| 31 | 00-476480 | Link – Rinse Actuator | 2 |
| 32 | 00-290160 | Magnet (Note Orientation) | 1 |
| 33 | 00-290159 | Retainer – Magnet | 1 |
| 34 | SC-021-08 | Mach. Screw 6-32 x ³ / ₈ Rd. Hd. (SST) | 2 |
| 35 | WS-028-20 | Washer | 2 |
| 36 | WL-006-40 | Lockwasher #6 Light | 2 |
| 37 | NS-011-07 | Mach. Nut 6-32 Hex | 2 |
| 38 | 00-476725-00013 | Switch – Interlock (Final Rinse Actuator) | 1 |
| 39 | 00-748124 | Bracket – Adjustment Magnet | 1 |
| 40 | 00-749269-00002 | Tube – Actuator (Rinse 18 In.) | 8 |
| 41 | 00-749269-00003 | Tube – Actuator (Rinse 17 In.) (Conveyor with Crossrods) | 8 |
| 42 | PC-005-09 | Cotter Pin ³ / ₃₂ | 8 |
| 43 | WL-006-23 | Lockwasher ⁵ / ₁₆ Medium (SST) | 8 |
| 44 | WS-017-08 | Washer | 8 |
| 45 | NS-015-11 | Nut ⁵ / ₁₆ -18 Hex | 8 |

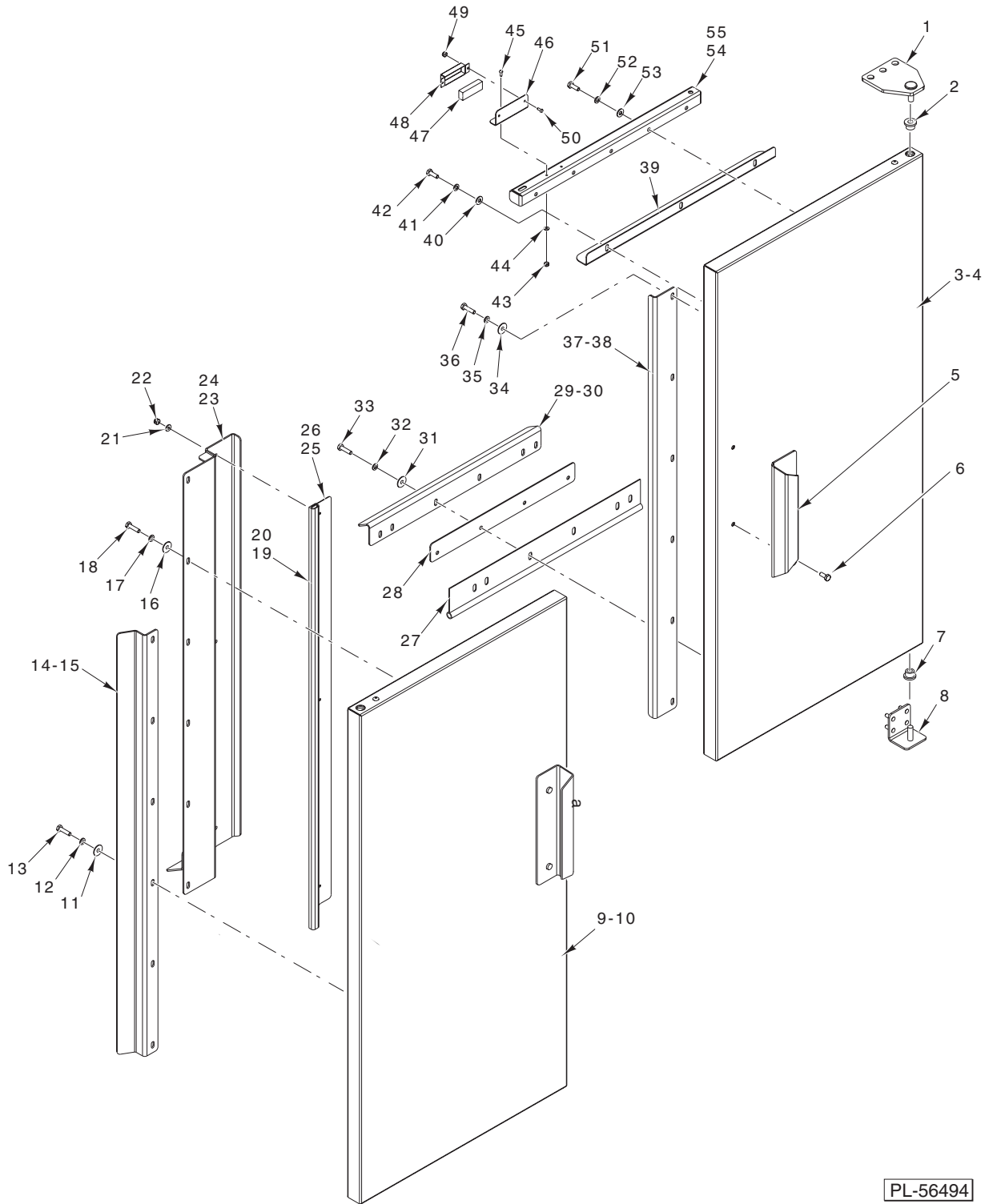


**DOORS, CURTAINS, STRAINERS, AND BAFFLES
(WASH/RINSE SECTION)**

| ILLUS. | PART NO. | NAME OF PART | AMT. |
|----------|-----------------|--|------|
| PL-55221 | | | |
| 1 | 00-476212-00001 | Door Assy. 48 In. (Standard Height) (Incls. Items 2 thru 15) | 1 |
| 2 | 00-476206-00001 | Handle 48 In. Door | 1 |
| 3 | NS-015-01 | Nut 1/4-20 Hex (SST) | 10 |
| 4 | WL-006-17 | Lockwasher 1/4 Medium | 10 |
| 5 | 00-109920 | Label - Short Curtain | 1 |
| 6 | 00-012114 | Pin | 2 |
| 7 | PC-005-02 | Cotter Pin 1/16 x 1/2 (SST) | 2 |
| 8 | 00-748193-00001 | Conduit 1 1/2 x 20 In. PVC | 1 |
| 9 | 00-748221 | Handle (Split Door, Lower) | 1 |
| 10 | SC-041-14 | Cap Screw 5/16-18 x 1 1/8 Hex Hd. (SST) | 2 |
| 11 | WS-017-08 | Washer | 2 |
| 12 | WL-006-23 | Lockwasher 5/16 Medium (SST) | 2 |
| 13 | 00-748192 | Clamp 1 1/2 | 2 |

**DOORS, CURTAINS, STRAINERS, AND BAFFLES (Cont.)
(WASH/RINSE SECTION)**

| ILLUS. PL-55221 | PART NO. | NAME OF PART | AMT. |
|--------------------|-----------------|---|------|
| 14 | 00-476939-00001 | Split Door Assy. (48 In., Lower) (Incls. 2, 3, 4, 9 thru 12, 16, 17, 22, 25, 26, 27 & 29 thru 32) | 1 |
| 15 | 00-476978-00001 | Catch (48 In. Split Door, Lower) | 1 |
| 16 | SC-041-05 | Cap Screw 1/4-20 x 5/8 Hex Hd. (SST) | AR |
| 17 | WL-006-17 | Lockwasher 1/4 Medium | AR |
| 18 | 00-476197-00003 | Guide – Door (Full Door) (Standard Height) | 2 |
| 19 | 00-476197-00004 | Guide – Door (Full Door) (6 In. Higher Than Standard) | 2 |
| 20 | 00-476904-00004 | Guide – Door (Split Upper Door) (Standard Height) | 2 |
| 21 | 00-476904-00005 | Guide – Door (Split Upper Door) (6 In. Higher Than Standard) | 2 |
| 22 | 00-476904-00006 | Guide – Door (Split Lower Door) | 2 |
| 23 | 00-476892-00001 | Split Door Assy. (48 In., Upper) (Incls. 2, 3, 4, 16, 17, 20, & 25 thru 32) | 1 |
| 24 | 00-748155 | Bracket – Wire Retaining | AR |
| 25 | 00-476208-00001 | Seal (48 In. Door) | 1 |
| 26 | SC-041-50 | Cap Screw 1/4-20 x 1/2 Hex Hd. | 5 |
| 27 | WL-006-17 | Lockwasher 1/4 Medium | 5 |
| 28 | 00-290160 | Magnet | 1 |
| 29 | 00-476872 | Bracket Magnet | 1 |
| 30 | 00-290159 | Retainer – Magnet | 1 |
| 31 | SC-115-26 | Mach. Screw 6-32 x 5/16 Pan Hd. | 4 |
| 32 | NS-031-50 | Stop Nut 6-32 Hex (SST) | 4 |
| 33 | 00-748124 | Bracket – Adjustment Magnet | 1 |
| 34 | NS-031-50 | Stop Nut 6-32 Hex (SST) | 2 |
| 35 | 00-476401 | Baffle Assy. (W/Curtain Hooks) | 4 |
| 36 | 00-476725-00011 | Switch – Interlock (Rinse Door) | 1 |
| 37 | FE-016-02 | Bushing – Snap | AR |
| 38 | 00-476725-00012 | Switch – Interlock (Wash Door) | 1 |
| 39 | 00-476421-00002 | Guide – Door (Standard Height) | 2 |
| 40 | 00-476421-00001 | Guide – Door (6 In. Higher Than Standard) | 2 |
| 41 | 00-476422-00002 | Retainer – Guide (16 Lg.) (Standard Height) | 2 |
| 42 | 00-476422-00001 | Retainer – Guide (22 Lg.) (6 In. Higher Than Standard) | 2 |
| 43 | 00-120160-00001 | Curtain – Splash (11 1/4 x 31 1/2) (Short Curtain) | 2 |
| 44 | 00-120267-00003 | Rod – Curtain | 2 |
| 45 | 00-476769 | Saddle – Chamber | 1 |
| 46 | 00-476768 | Cap – Saddle Chamber | 2 |
| 47 | 00-892567-00001 | Curtain – Splash (17 Lg.) (Standard Height) | 4 |
| 48 | 00-892567-00002 | Curtain – Splash (6 In. Higher Than Standard) | 4 |
| 49 | 00-120267-00004 | Rod – Curtain (35.25 In. Lg.) | 4 |
| 50 | 00-476163 | Lid – Chamber Vent | 1 |
| 51 | 00-748024 | Label – No Step | 2 |
| 52 | 00-749445 | Damper Assy. | 1 |
| 53 | 00-476165 | Lid Assy. (Chamber 48 In.) | 1 |
| 54 | 00-748024 | Label – No Step | 2 |
| 55 | 00-749503 | Bracket – Spring Spool | 4 |
| 56 | 00-476269 | Plate – Spring Guide | 4 |
| 57 | 00-476270 | Plate – Spring Protector | 4 |
| 58 | 00-066233 | Retainer – Clip Support | AR |
| 59 | 00-475784 | Pin – Axle (Spring Spool) | 4 |
| 60 | 00-476267 | Bracket – Door Spring Mounting | 4 |
| 61 | 00-476265-00002 | Spring Assy. – Door (Full Door) (Standard Height) | 2 |
| 62 | 00-476265-00004 | Spring Assy. – Door (Full Door) (6 In. Higher Than Standard) | 2 |
| 63 | 00-476265-00003 | Spring Assy. – Door (Full Door) (Standard Height) | 2 |
| 64 | 00-476265-00002 | Spring Assy. – Door (Full Door) (6 In. Higher Than Standard) | 2 |
| 65 | 00-476265-00001 | Spring Assy. – Door (Split Door) (Standard Height) | 3 |
| 66 | 00-476265-00001 | Spring Assy. – Door (Split Door) (6 In. Higher Than Standard) | 1 |
| 67 | 00-476265-00002 | Spring Assy. – Door (Split Door) (Standard Height) | 1 |
| 68 | 00-476265-00002 | Spring Assy. – Door (Split Door) (6 In. Higher Than Standard) | 3 |
| 69 | WL-006-17 | Lockwasher 1/4 Medium | 1 |
| 70 | NS-015-01 | Nut 1/4-20 Hex (SST) | 1 |
| 71 | 00-119254 | Retainer – Cap & Stud | 1 |
| 72 | 00-067500-00031 | O-Ring | 1 |
| 73 | 00-119244 | Cap & Stud Assy. | 1 |
| 74 | 00-475874 | Foot | 6 |
| 75 | 00-475846 | Basket Assy. – Strainer | 2 |
| 76 | 00-475973 | Strainer – Weldment | 2 |

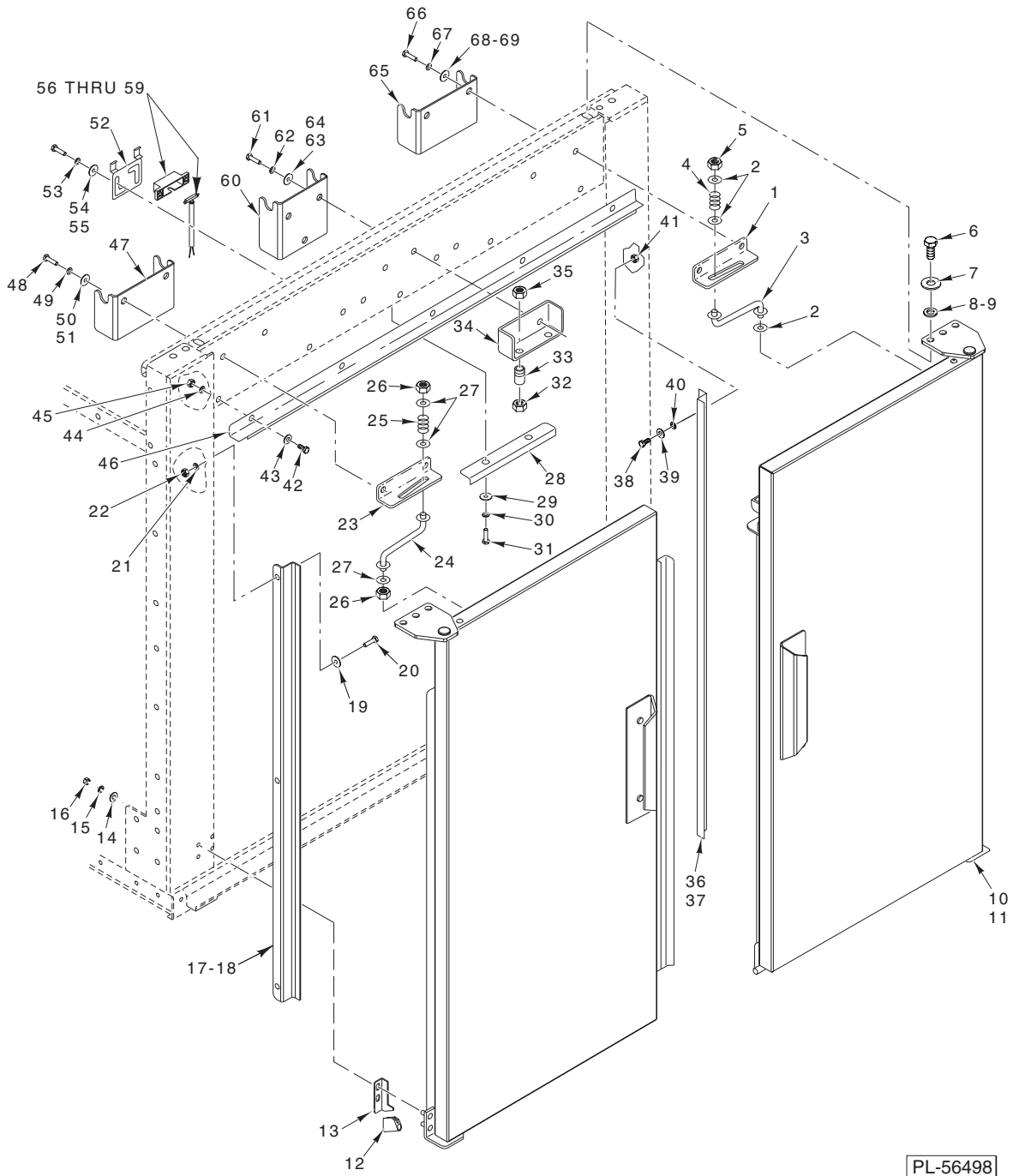


PL-56494

**HINGED DOORS
(WASH/RINSE SECTION)**

**HINGED DOORS
(WASH/RINSE SECTION)**

| ILLUS. PL-56494 | PART NO. | NAME OF PART | AMT. |
|--------------------|-----------------|--|------|
| 1 | 00-892184 | Plate – Top Hinge Weldment | 2 |
| 2 | 00-892210 | Bearing – Door Hinge | 2 |
| 3 | 00-892182 | Door Assy. (RH) (Standard Height) (Incls. Items 2, 5, 6, 7, 27, 28, 30 thru 37, 39 thru 53, & 55) | 1 |
| 4 | 00-892359 | Door Assy. (RH) (6 In. Higher Than Standard) (Incls. Items 2, 5, 6, 7, 27, 28, 30 thru 36, 38 thru 53 & 55) | 1 |
| 5 | 00-892214 | Handle – Door | 2 |
| 6 | SC-041-05 | Cap Screw 1/4-20 x 5/8 Hex Hd. (SST) | 4 |
| 7 | 00-892210 | Bearing – Door Hinge | 2 |
| 8 | 00-892185 | Bracket – Bottom Hinge Weldment | 2 |
| 9 | 00-892183 | Door Assy. (LH) (Standard Height) (Incls. Items 2, 5, 6, 7, 11, 12, 13, 16, 17, 18, 27, 28, 29, 31, 32, 33, 37, 39 thru 55) | 1 |
| 10 | 00-892360 | Door Assy. (LH) (6 In. Higher Than Standard) (Incls. Items 2, 5, 6, 7, 11, 12, 13, 16, 17, 18, 27, 28, 29, 31, 32, 33, 38 thru 53 & 55) | 1 |
| 11 | WS-003-47 | Washer (SST) | AR |
| 12 | WL-006-17 | Lockwasher 1/4 Helical (SST) | AR |
| 13 | SC-041-01 | Cap Screw 1/4-20 x 3/4 Hex Hd. (SST) | AR |
| 14 | 00-892196-00001 | Deflector – Door Side (Standard Height) | 2 |
| 15 | 00-892196-00002 | Deflector – Door Side (6 In. Higher Than Standard) | 2 |
| 16 | WS-003-47 | Washer (SST) | AR |
| 17 | WL-006-17 | Lockwasher 1/4 Helical (SST) | AR |
| 18 | SC-041-01 | Cap Screw 1/4-20 x 3/4 Hex Hd. (SST) | AR |
| 19 | 00-892215-00001 | Gasket – Door Vertical (Standard Height) | 1 |
| 20 | 00-892215-00002 | Gasket – Door Vertical (6 In. Higher Than Standard) | 1 |
| 21 | WS-019-20 | Washer (SST) | 3 |
| 22 | NS-031-15 | Stop Nut 10-24 Hex ESNA Special (SST) | 3 |
| 23 | 00-892588-00001 | Overlap – Door Weldment (Standard Height) | 1 |
| 24 | 00-892588-00002 | Overlap – Door Weldment (6 In. Higher Than Standard) | 1 |
| 25 | 00-892585 | Retainer – Door Seal (Standard Height) | 1 |
| 26 | 00-892585-00002 | Retainer – Door Seal (6 In. Higher Than Standard) | 1 |
| 27 | 00-892211-00001 | Gasket – Lower Door | 2 |
| 28 | 00-892213-00001 | Plate – Lower Seal Spacer | 2 |
| 29 | 00-892199-00001 | Seal – Lower Door (LH) | 1 |
| 30 | 00-892200-00001 | Seal – Lower Door (RH) | 1 |
| 31 | WS-003-47 | Washer (SST) | 12 |
| 32 | WL-006-17 | Lockwasher 1/4 Helical (SST) | 12 |
| 33 | SC-041-02 | Cap Screw 1/4-20 x 1 Hex Hd. (SST) | 12 |
| 34 | WS-003-47 | Washer (SST) | AR |
| 35 | WL-006-17 | Lockwasher 1/4 Helical (SST) | AR |
| 36 | SC-041-01 | Cap Screw 1/4-20 x 3/4 Hex Hd. (SST) | AR |
| 37 | 00-892198-00001 | Seal – Door Overlap (Standard Height) | 1 |
| 38 | 00-892198-00002 | Seal – Door Overlap (6 In. Higher Than Standard) | 1 |
| 39 | 00-892189-00001 | Bracket – Upper Door Seal | 2 |
| 40 | WS-017-06 | Washer (SST) | 6 |
| 41 | WL-006-17 | Lockwasher 1/4 Helical (SST) | 6 |
| 42 | SC-041-01 | Cap Screw 1/4-20 x 3/4 Hex Hd. (SST) | 6 |
| 43 | NS-031-50 | Stop Nut Special 6-32 Hex ESNA (SST) | 4 |
| 44 | WS-023-01 | Washer (SST) | 4 |
| 45 | SC-021-08 | Mach. Screw 6-32 x 3/8 Slotted Rd. Hd. (SST) | 4 |
| 46 | 00-892187 | Bracket – Door Magnet | 2 |
| 47 | 00-290160 | Magnet | 2 |
| 48 | 00-290159 | Retainer – Magnet | 2 |
| 49 | NS-031-50 | Stop Nut 6-32 Hex ESNA Special (SST) | 4 |
| 50 | SC-021-08 | Mach. Screw 6-32 x 3/8 Slotted Rd. Hd. (SST) | 4 |
| 51 | SC-041-01 | Cap Screw 1/4-20 x 3/4 Hex Hd. (SST) | 10 |
| 52 | WL-006-17 | Lockwasher 1/4 Helical (SST) | 10 |
| 53 | WS-017-06 | Washer (SST) | 10 |
| 54 | 00-892194-00001 | Bracket – Door Catch (LH) | 1 |
| 55 | 00-892194-00002 | Bracket – Door Catch (RH) | 1 |



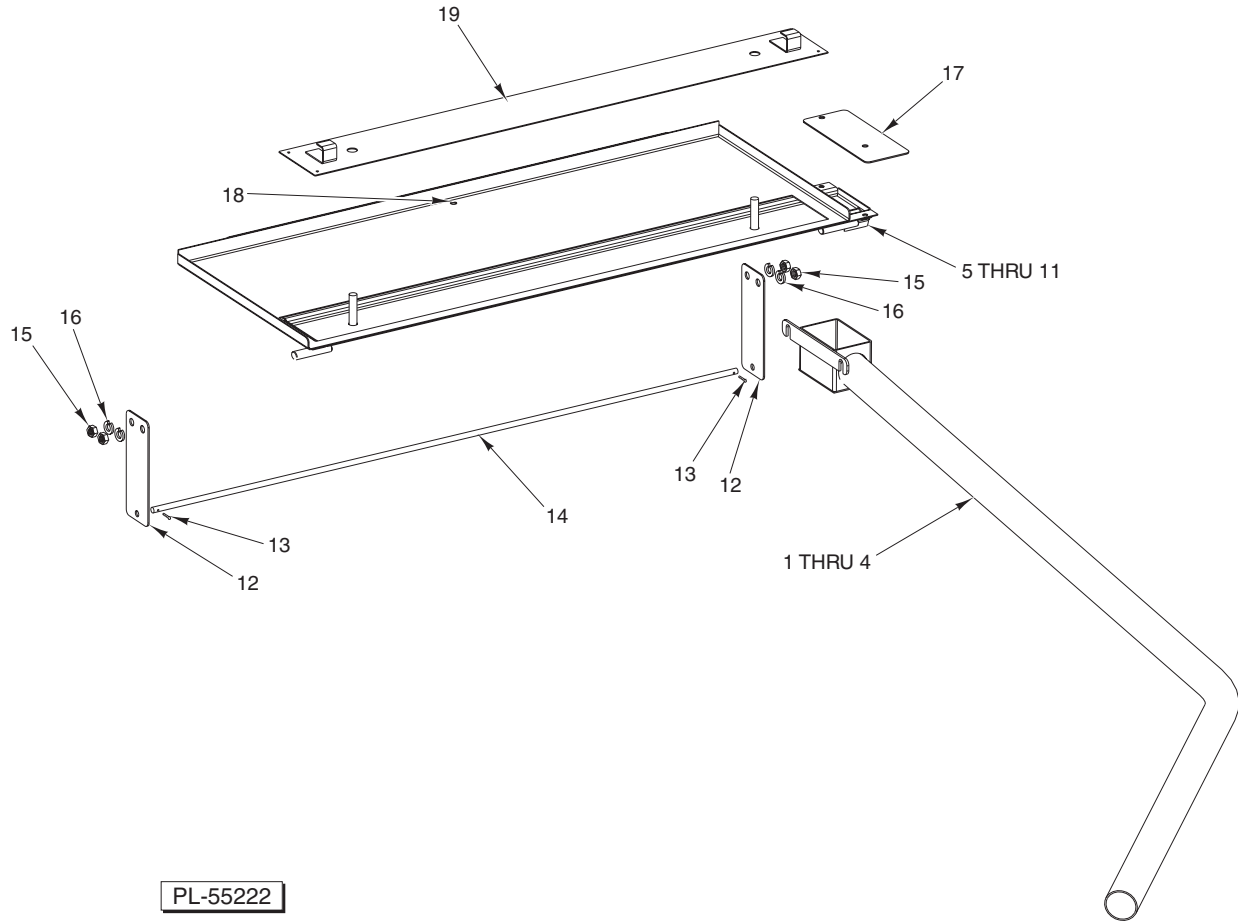
PL-56498

**HINGED DOOR ATTACHMENT
(WASH/RINSE SECTION)**

| ILLUS. | PART NO. | NAME OF PART | AMT. |
|--------|-----------------|--|------|
| | PL-56498 | | |
| 1 | 00-892208 | Bracket – Slide Door Stop (RH) | 1 |
| 2 | WS-017-01 | Washer (SST) | 3 |
| 3 | 00-892207-00002 | Rod – Door Stop Wldt. | 1 |
| 4 | SL-005-14 | Spring – Loading | 1 |
| 5 | NS-031-29 | Stop Nut ⁵ / ₁₆ -18 Special (SST) | 2 |
| 6 | SC-041-17 | Cap Screw ⁵ / ₁₆ -18 x 1 1/2 Hex Hd. (SST) | 6 |
| 7 | WS-017-01 | Washer (SST) | 12 |
| 8 | WL-006-23 | Lockwasher ⁵ / ₁₆ Helical | 6 |
| 9 | NS-015-11 | Nut ⁵ / ₁₆ -18 Hex (SST) | 6 |
| 10 | 00-892497 | Gasket – Lower Door (Corner) | 1 |

**HINGED DOOR ATTACHMENT
(WASH/RINSE SECTION) (Cont.)**

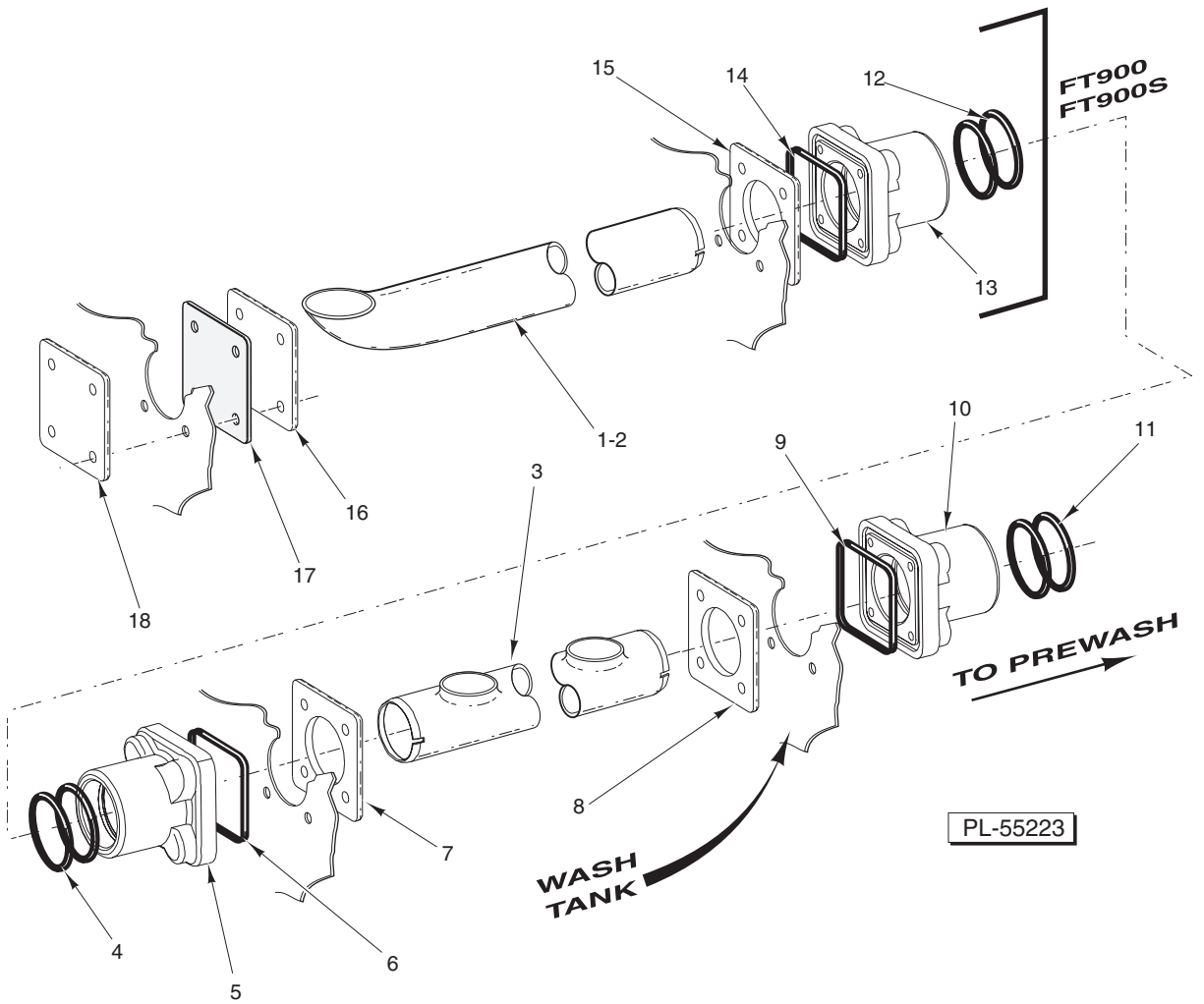
| ILLUS. PL-56498 | PART NO. | NAME OF PART | AMT. |
|--------------------|-----------------|---|------|
| 11 | 00-892436-00001 | Seal – Chamber Opening (Lower RH) | 1 |
| 12 | 00-892497 | Gasket – Lower Door (Corner) | 1 |
| 13 | 00-892436-00002 | Seal – Chamber Opening (Lower LH) | 1 |
| 14 | WD-017-06 | Washer (SST) | 8 |
| 15 | WL-006-17 | Lockwasher 1/4 Helical (SST) | 8 |
| 16 | NS-015-01 | Nut 1/4-20 Hex (SST) | 8 |
| 17 | 00-892190-00001 | Bracket – Seal (Chamber Opening) (Standard Height) | 1 |
| 18 | 00-892190-00002 | Bracket – Seal (Chamber Opening) (6 In. Higher Than Standard) | 1 |
| 19 | WS-017-06 | Washer (SST) | 3 |
| 20 | SC-041-05 | Cap Screw 1/4-20 x 5/8 Hex Hd. (SST) | 3 |
| 21 | WL-006-17 | Lockwasher 1/4 Helical | 3 |
| 22 | NS-015-01 | Nut 1/4-20 Hex (SST) | 3 |
| 23 | 00-892208-00002 | Bracket – Slide Door Stop (LH) | 1 |
| 24 | 00-892207-00002 | Rod – Door Stop Wldt. | 1 |
| 25 | SL-005-14 | Spring – Loading | 1 |
| 26 | NS-031-29 | Stop Nut 5/16-18 Special (SST) | 2 |
| 27 | WS-017-01 | Washer (SST) | 3 |
| 28 | 00-892589 | Deflector – Chamber Top | 1 |
| 29 | WS-017-06 | Washer (SST) | 2 |
| 30 | WL-006-17 | Lockwasher 1/4 Helical (SST) | 2 |
| 31 | NS-015-01 | Nut 1/4-20 Hex (SST) | 2 |
| 32 | NS-048-44 | Jam Nut 3/8-24 Hex (SST) | 2 |
| 33 | 00-324221 | Catch – Door | 2 |
| 34 | 00-892195 | Support – Door Catch | 1 |
| 35 | NS-048-44 | Jam Nut 3/8-24 Hex (SST) | 2 |
| 36 | 00-892190-00001 | Bracket – Seal (Chamber Opening) (Standard Height) | 1 |
| 37 | 00-892190-00002 | Bracket – Seal (Chamber Opening) (6 In. Higher Than Standard) | 1 |
| 38 | SC-041-05 | Cap Screw 1/4-20 x 5/8 Hex Hd. (SST) | 3 |
| 39 | WS-017-06 | Washer (SST) | 3 |
| 40 | WL-006-17 | Lockwasher 1/4 Helical | 3 |
| 41 | NS-015-01 | Nut 1/4-20 Hex (SST) | 3 |
| 42 | SC-041-05 | Cap Screw 1/4-20 x 5/8 Hex Hd. (SST) | 5 |
| 43 | WS-017-06 | Washer (SST) | 5 |
| 44 | WL-006-17 | Lockwasher 1/4 Helical | 5 |
| 45 | NS-015-01 | Nut 1/4-20 Hex (SST) | 5 |
| 46 | 00-892188-00002 | Bracket – Seal | 1 |
| 47 | 00-892209 | Plate – Door Stop Reinforcement | 1 |
| 48 | SC-041-11 | Cap Screw 5/16-18 x 3/4 Hex Hd. (SST) | 2 |
| 49 | WS-017-01 | Washer (SST) | 4 |
| 50 | WL-006-23 | Lockwasher 5/16 Helical | 2 |
| 51 | NS-015-11 | Nut 5/16-18 Hex (SST) | 2 |
| 52 | 00-748124 | Bracket – Magnet Adjustable | 2 |
| 53 | WS-017-06 | Washer (SST) | 4 |
| 54 | WL-006-17 | Lockwasher 1/4 Helical | 4 |
| 55 | NS-015-01 | Nut 1/4-20 Hex (SST) | 4 |
| 56 | 00-476725-00031 | Switch – Interlock (FT900 Rinse Tank) | 2 |
| 57 | 00-476725-00032 | Switch – Interlock (FT900 Wash Tank) | 2 |
| 58 | 00-476725-00037 | Switch – Interlock (FT900W Wash Tank) | 2 |
| 59 | 00-476725-00038 | Switch – Interlock (FT900S Wash Tank) | 2 |
| 60 | 00-892204 | Latch – Reinforcement (Chamber) | 1 |
| 61 | SC-041-11 | Cap Screw 5/16-18 x 3/4 Hex Hd. (SST) | 2 |
| 62 | WS-017-01 | Washer (SST) | 4 |
| 63 | WL-006-23 | Lockwasher 5/16 Helical | 2 |
| 64 | NS-015-11 | Nut 5/16-18 Hex (SST) | 2 |
| 65 | 00-892209 | Plate – Door Stop Reinforcement | 1 |
| 66 | SC-041-11 | Cap Screw 5/16-18 x 3/4 Hex Hd. (SST) | 2 |
| 67 | WS-017-01 | Washer (SST) | 4 |
| 68 | WL-006-23 | Lockwasher 5/16 Helical | 2 |
| 69 | NS-015-11 | Nut 5/16-18 Hex (SST) | 2 |
| | PB-004-08 | Plug Button 0.875 Nylon | 1 |



**FINAL RINSE
MAKEUP UNIT AND PAN**

**FINAL RINSE
MAKEUP UNIT AND PAN**

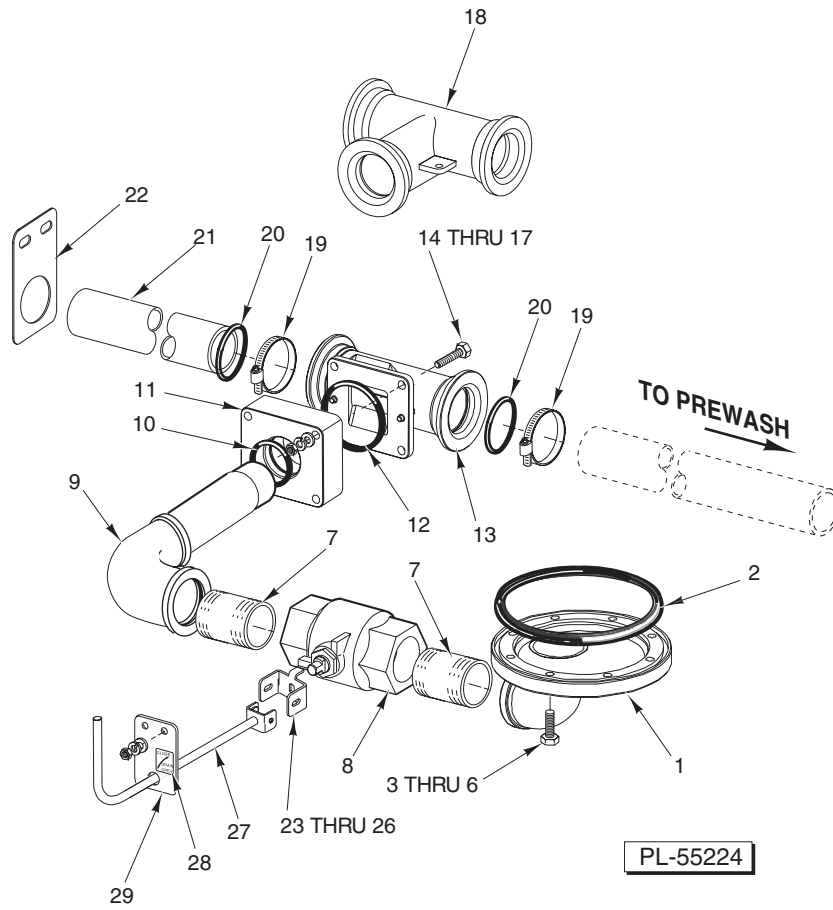
| ILLUS. PL-55222 | PART NO. | NAME OF PART | AMT. |
|--------------------|-----------------|--|------|
| 1 | 00-476460-00001 | Pipe – Makeup (FT900 & FT900S, R-L) | 1 |
| 2 | 00-476460-00002 | Pipe – Makeup (FT900 & FT900S, L-R) | 1 |
| 3 | 00-748617-00001 | Pipe – Makeup (FT900W, R-L) | 1 |
| 4 | 00-748617-00002 | Pipe – Makeup (FT900W, L-R) | 1 |
| 5 | 00-476487-00001 | Pan – Final Rinse (FT900, R-L) | 1 |
| 6 | 00-476487-00002 | Pan – Final Rinse (FT900, L-R) | 1 |
| 7 | 00-748894-00001 | Pan – Final Rinse (FT900W, R-L) | 1 |
| 8 | 00-748894-00002 | Pan – Final Rinse (FT900W, L-R) | 1 |
| 9 | 00-476606-00001 | Pan – Final Rinse (FT900S, R-L) | 1 |
| 10 | 00-476606-00002 | Pan – Final Rinse (FT900S, L-R) | 1 |
| 11 | SC-053-02 | Mach. Screw 10-24 x 1/2 Truss Hd. (SST) | 2 |
| 12 | 00-474797 | Bracket – Pan Makeup | 2 |
| 13 | PC-005-02 | Cotter Pin 1/16 x 1/2 | 2 |
| 14 | 00-475236 | Rod – Retaining Flow Back | 1 |
| 15 | NS-015-11 | Nut 5/16-18 Hex (SST) | 4 |
| 16 | WL-006-23 | Lockwasher 5/16 Helical (SST) | 4 |
| 17 | 00-476539 | Cover – Makeup Pan | 1 |
| 18 | SC-053-42 | Mach. Screw 1/4-20 x 5/8 Truss Hd. (SST) | 1 |
| 19 | 00-476544 | Strainer (Makeup) (Perforated) | 1 |



**FLOW BACK UNIT
(WASH/RINSE SECTION)**

**FLOW BACK UNIT
(WASH/RINSE SECTION)**

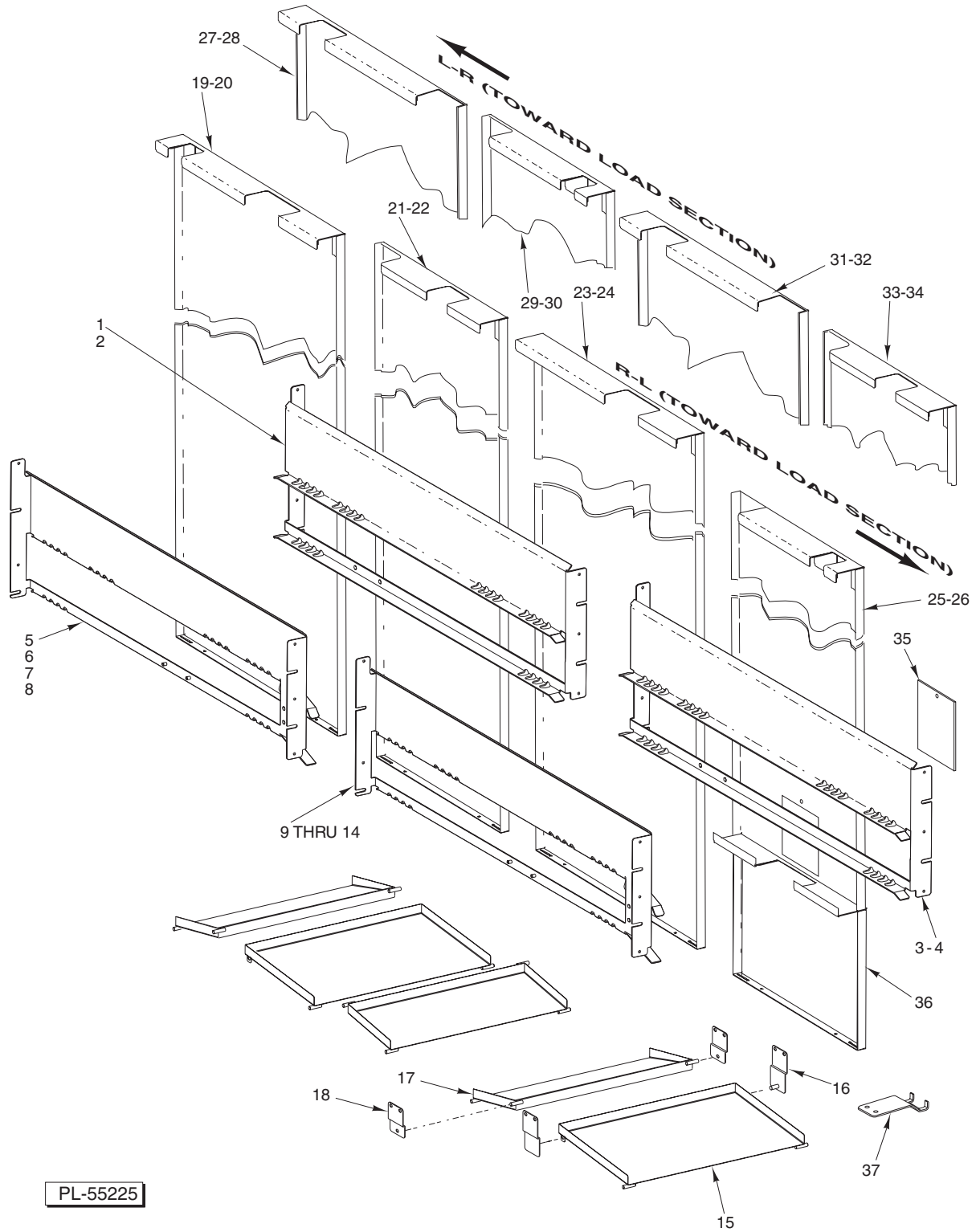
| ILLUS. PL-55223 | PART NO. | NAME OF PART | AMT. |
|--------------------|-----------------|--|------|
| 1 | 00-476125 | Pipe – Flow Back (Rinse/Wash) (1 Port) (Wash FT900S/Rinse FT900) | 1 |
| 2 | 00-748614 | Pipe – Flow Back (Dual Rinse) (FT900W) | 1 |
| 3 | 00-476126 | Pipe – Flow Back (Wash) (2 Ports) (FT900) | 1 |
| 4 | 00-067500-00134 | O-Ring | 2 |
| 5 | 00-476129 | Coupling – Flow Back Pipe | 1 |
| 6 | 00-067500-00132 | O-Ring | 1 |
| 7 | 00-476128-00001 | Plate – Flow Back Mounting | 1 |
| 8 | 00-476128-00001 | Plate – Flow Back Mounting | 1 |
| 9 | 00-067500-00132 | O-Ring | 1 |
| 10 | 00-476129 | Coupling – Flow Back Pipe | 1 |
| 11 | 00-067500-00134 | O-Ring | 2 |
| 12 | 00-067500-00134 | O-Ring | 2 |
| 13 | 00-476130 | Coupling – Pass-Thru (Flow Back Pipe) (2.031 Dia. thru Hole) | 1 |
| 14 | 00-067500-00132 | O-Ring | 1 |
| 15 | 00-476128-00001 | Plate – Flow Back Mounting | 1 |
| 16 | 00-476128-00002 | Plate – Flow Back Cover | 1 |
| 17 | 00-476138 | Gasket – Flow Back Plate | 1 |
| 18 | 00-476128-00002 | Plate – Flow Back Cover | 1 |



**DRAIN UNIT
(WASH/RINSE SECTION)
(2 UNITS REQUIRED – FT900 AND FT900W)
(1 UNIT REQUIRED – FT900S)**

**DRAIN UNIT
(WASH/RINSE SECTION)
(2 UNITS REQUIRED – FT900 AND FT900W)
(1 UNIT REQUIRED – FT900S)**

| ILLUS. PL-55224 | PART NO. | NAME OF PART | AMT. |
|--------------------|-----------------|--|------|
| 1 | 00-748012 | Drain – Manual (No Overflow) (1 Opening)..... | 1 |
| 2 | 00-067500-00136 | O-Ring | 1 |
| 3 | SC-041-11 | Cap Screw ⁵ / ₁₆ -18 x ³ / ₄ Hex Hd. (SST) | 8 |
| 4 | WS-017-08 | Washer | 8 |
| 5 | WL-006-23 | Lockwasher ⁵ / ₁₆ Medium (SST) | 8 |
| 6 | NS-015-11 | Nut ⁵ / ₁₆ -18 Hex | 8 |
| 7 | FP-054-58 | Pipe 1 ¹ / ₂ x 1 ³ / ₄ | 2 |
| 8 | 00-287826-00001 | Valve – Ball | 1 |
| 9 | 00-749552 | Elbow – Drain Adapter | 1 |
| 10 | 00-067500-00126 | O-Ring | 1 |
| 11 | 00-748026 | Connector – Adapter (Manual) (Plastic) (Previous Construction) | 1 |
| 12 | 00-067500-00137 | O-Ring (Previous Construction) | 1 |
| 13 | 00-475925 | Tee – Connection (Drain Valve) (Previous Construction) | 1 |
| 14 | SC-041-62 | Cap Screw ⁵ / ₁₆ -18 x 2 ¹ / ₂ Hex Hd. (Previous Construction) | 4 |
| 15 | WS-017-08 | Washer (Previous Construction) | 8 |
| 16 | WL-006-23 | Lockwasher ⁵ / ₁₆ Medium (SST) (Previous Construction) | 4 |
| 17 | NS-015-11 | Nut ⁵ / ₁₆ -18 Hex (Previous Construction) | 4 |
| 18 | 00-749650-00001 | Tee – Drain, Center (Current Construction) | 1 |
| 19 | 00-542337 | Clamp – Hose | 2 |
| 20 | 00-067500-00134 | O-Ring | 2 |
| 21 | 00-289467-00001 | Pipe – Drain | 1 |
| 22 | 00-748181 | Support – Drain Pipe | 1 |
| 23 | 00-748005 | Bracket – Valve (Manual) | 1 |
| 24 | SC-041-12 | Cap Screw ⁵ / ₁₆ -18 x ⁷ / ₈ Hex Hd. (SST) | 2 |
| 25 | WS-017-01 | Washer | 2 |
| 26 | WL-006-23 | Lockwasher ⁵ / ₁₆ Medium (SST) | 2 |
| 27 | 00-748006 | Handle – Manual | 1 |
| 28 | 00-748025 | Label – Drain | 1 |
| 29 | 00-748186 | Support – Drain Handle | 1 |

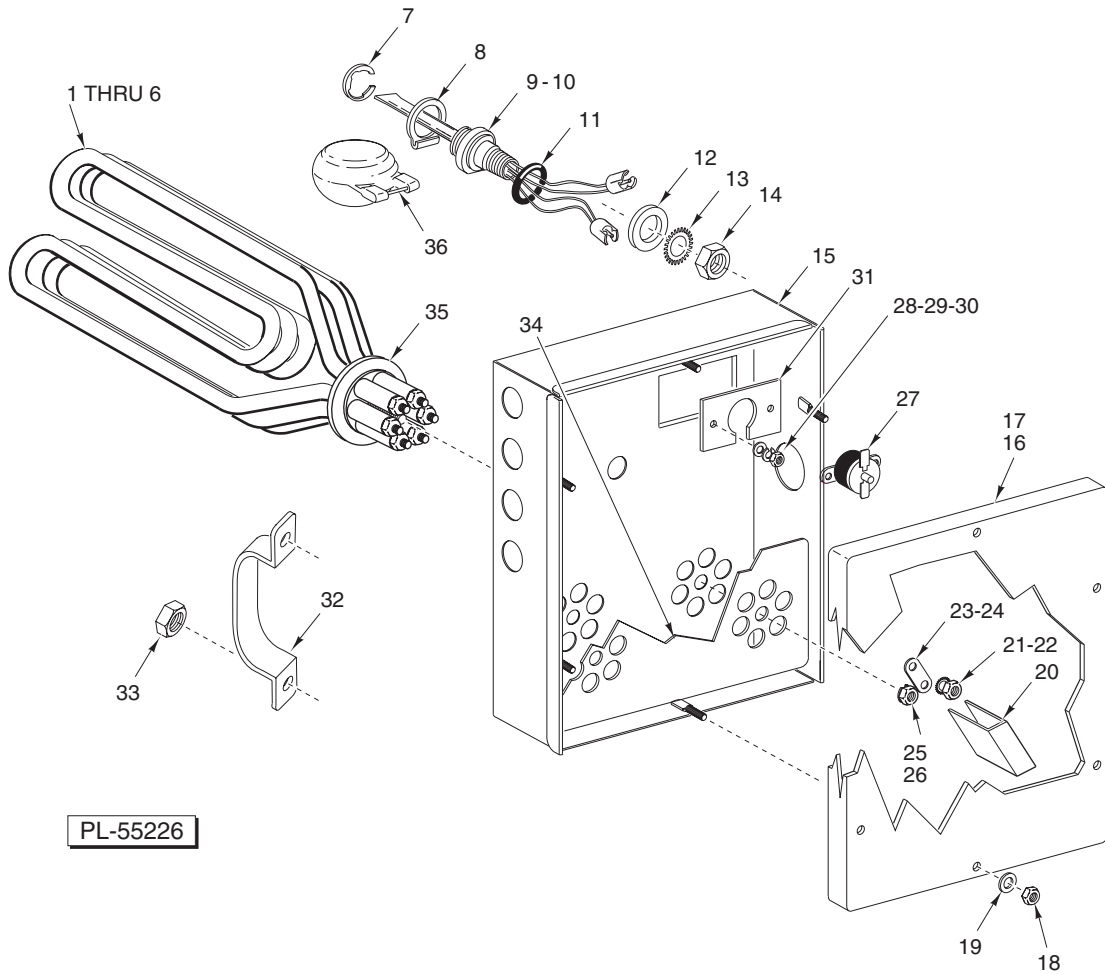


**PANELS AND TRACKS
(WASH/RINSE SECTION)**

**PANELS AND TRACKS
(WASH/RINSE SECTION)**

| ILLUS. PL-55225 | PART NO. | NAME OF PART | AMT. |
|--------------------|-----------------|--|------|
| 1 | 00-476148-00005 | Track (Rear LH, R-L) | 1 |
| 2 | 00-476148-00002 | Track (Rear LH, L-R) (Front RH, R-L) | 1 |
| 3 | 00-476148-00003 | Track (Rear RH, R-L) (Front LH, L-R) | 1 |
| 4 | 00-476148-00007 | Track (Rear RH, L-R) | 1 |
| *5 | 00-476148-00004 | Track (Front LH, R-L) | 1 |
| *6 | 00-476148-00003 | Track (Rear RH, R-L) (Front LH, L-R) | 1 |
| **7 | 00-748000-00003 | Track (Front LH, R-L) (Split Doors) | 1 |
| **8 | 00-748000-00002 | Track (Front LH, L-R) (Split Doors) | 1 |
| *9 | 00-476148-00002 | Track (Rear LH, L-R) (Front RH, R-L) | 1 |
| *10 | 00-476148-00006 | Track (Front RH, L-R) | 1 |
| **11 | 00-748000-00001 | Track (Front RH, R-L) (Split Doors) | 1 |
| **12 | 00-748000-00004 | Track (Front RH, L-R) (Split Doors) | 1 |
| 13 | 00-748000-00005 | Track (Front R-L) (Split Doors) (FT900S) | 1 |
| 14 | 00-748000-00006 | Track (Front L-R) (Split Doors) (FT900S) | 1 |
| 15 | 00-476453-00007 | Pan – Flow Back (12 Lg.) | AR |
| 16 | 00-892534 | Bracket – Pan Flow Back | AR |
| 17 | 00-476452-00002 | Pan – Flow Back (7 Lg.) (FT900 & FT900W) | AR |
| 18 | 00-892535 | Bracket – Pan Flow Back (FT900 & FT900W) | AR |
| 19 | 00-476889-00002 | Panel – Rinse (R-L Rear) (Standard Height) | 1 |
| 20 | 00-476889-00001 | Panel – Rine (R-L Rear) (6 In. Higher Than Standard) | 1 |
| 21 | 00-476886-00004 | Panel – Center (Standard Height) | 1 |
| 22 | 00-476886-00002 | Panel – Center (6 In. Higher Than Standard) | 1 |
| 23 | 00-476888-00002 | Panel – Wash (R-L Rear) (Standard Height) | 1 |
| 24 | 00-476888-00001 | Panel – Wash (R-L Rear) (6 In. Higher Than Standard) | 1 |
| 25 | 00-476360-00002 | Panel – Dispenser (Rear) (Standard Height) | 1 |
| 26 | 00-476360-00001 | Panel – Dispenser (6 In. Higher Than Standard) | 1 |
| 27 | 00-476887-00002 | Panel – Center (L-R Rear) (Standard Height) | 2 |
| 28 | 00-476887-00001 | Panel – Center (L-R Rear) (6 In. Higher Than Standard) | 2 |
| 29 | 00-476360-00002 | Panel – Dispenser (Rear) (Standard Height) | 1 |
| 30 | 00-476360-00001 | Panel – Dispenser (6 In. Higher Than Standard) | 1 |
| 31 | 00-476887-00002 | Panel – Center (L-R Rear) (Standard Height) | 2 |
| 32 | 00-476887-00001 | Panel – Center (L-R Rear) (6 In. Higher Than Standard) | 2 |
| 33 | 00-476886-00004 | Panel – Center (Standard Height) | 1 |
| 34 | 00-476886-00002 | Panel – Center (6 In. Higher Than Standard) | 1 |
| 35 | 00-476353 | Cover – Hole (Detergent) | 1 |
| 36 | 00-476358 | Panel – Rear (Lower) | 1 |
| 37 | 00-476349 | Bracket – Panel | 3 |

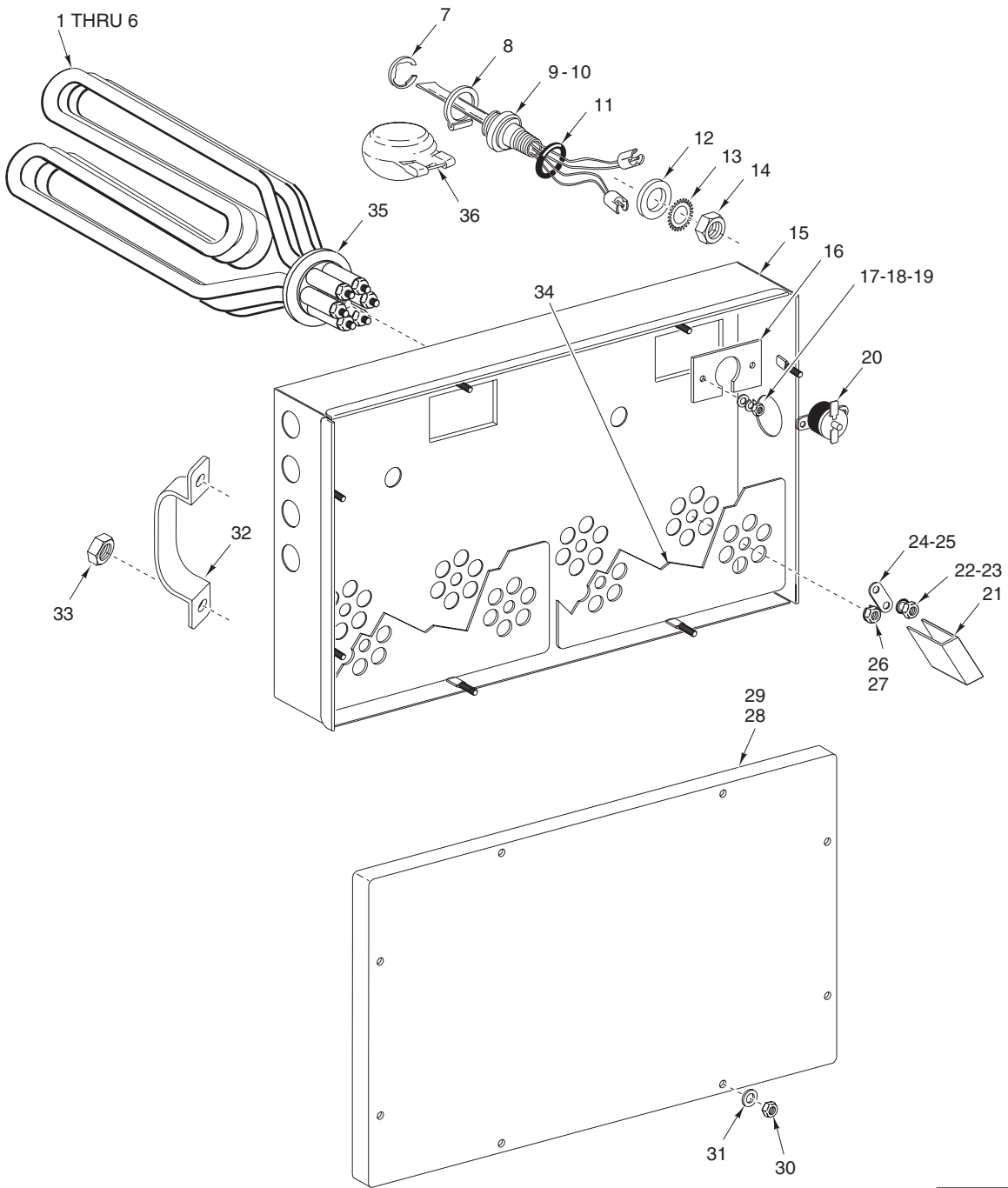
*Use with full door.
**Use with split door.



**ELECTRIC HEATER (ONE TANK)
(2 UNITS REQUIRED – FT900 AND FT900W)**

**ELECTRIC HEATER (ONE TANK)
(2 UNITS REQUIRED – FT900 AND FT900W)**

| ILLUS. | PART NO. | NAME OF PART | AMT. |
|--------|-----------------|---|------|
| | PL-55226 | | |
| 1 | 00-185700-00004 | Heater – 13 kW Electric (200 V.) (Wash/Rinse Tank) | 2 |
| 2 | 00-185700-00005 | Heater – 13 kW Electric (230 V.) (Wash/Rinse Tank) | 2 |
| 3 | 00-185700-00006 | Heater – 13 kW Electric (460 V.) (Wash/Rinse Tank) | 2 |
| 4 | 00-185700-00008 | Heater – 13 kW Electric (600 V.) (Wash/Rinse Tank) | 2 |
| 5 | 00-185700-00010 | Heater – 13 kW Electric (380 V.) (Wash/Rinse Tank) | 2 |
| 6 | 00-185700-00012 | Heater – 13 kW Electric (415 V.) (Wash/Rinse Tank) | 2 |
| 7 | RR-010-13 | Retaining Ring | 3 |
| 8 | 00-112467 | Retainer – Float | 3 |
| 9 | 00-271621 | Probe & Switch Assy. (4 Wire) (Temperature & Water Level) | 1 |
| 10 | 00-328486 | Switch & Probe Assy. | 2 |
| 11 | 00-067500-00072 | O-Ring | 3 |
| 12 | WS-010-40 | Washer – Thrust | 3 |
| 13 | WL-014-31 | Lockwasher 1/2 External Shakeproof (SST) | 3 |
| 14 | NS-018-28 | Jam Nut 1/2-20 Hex | 3 |
| 15 | 00-475903 | Box – Electric Heat | 1 |
| 16 | 00-475908 | Gasket – Electric Heat Box Lid | 1 |
| 17 | 00-475909 | Lid Assy. – Electric Heat Box (Incls. Item 16) | 1 |
| 18 | NS-031-15 | Stop Nut 10-24 Hex (SST) | 6 |
| 19 | WS-019-06 | Washer | 6 |
| 20 | 00-086444 | Insulator – Terminal (Above 250 V.) | AR |
| 21 | WL-014-07 | Lockwasher #10 External Shakeproof (SST) | AR |
| 22 | NS-009-30 | Mach. Nut 10-32 Hex | AR |
| 23 | 00-288543-00001 | Jumper – Long | AR |
| 24 | 00-288543-00002 | Jumper – Short | AR |
| 25 | NS-015-13 | Nut 3/8-16 Hex (SST) | 2 |
| 26 | WL-006-27 | Lockwasher 3/8 Light | 2 |
| 27 | 00-294615-00001 | Control – Temperature | 1 |
| 28 | WS-019-06 | Washer | 2 |
| 29 | WL-006-07 | Lockwasher #10 Medium | 2 |
| 30 | NS-011-18 | Mach. Nut 10-24 Hex (SST) | 2 |
| 31 | 00-475967 | Bracket – High Limit | 1 |
| 32 | 00-748192-00002 | Clamp – Conduit 1 In. | 2 |
| 33 | NS-015-01 | Nut 1/4-20 Hex (SST) | 2 |
| 34 | 00-748195 | Plate – Electric Heat | 1 |
| 35 | 00-067500-00034 | O-Ring (Electric Heat) | 2 |
| 36 | 00-122674 | Float Assy. | 3 |
| | 00-476745-00011 | Cable Assy. (LH Tank Thermostat) (R-L & L-R) | 1 |
| | 00-476745-00012 | Cable Assy. (RH Tank Thermostat) (R-L) | 1 |
| | 00-476745-00019 | Cable Assy. (RH Tank High Limit) (L-R) | 1 |
| | FE-024-59 | Connector Straight (Non-Metallic) Sealtite (1 Male) | AR |
| | FE-024-63 | Connector 45 Deg. (Non-Metallic) Sealtite (1 Male) | AR |

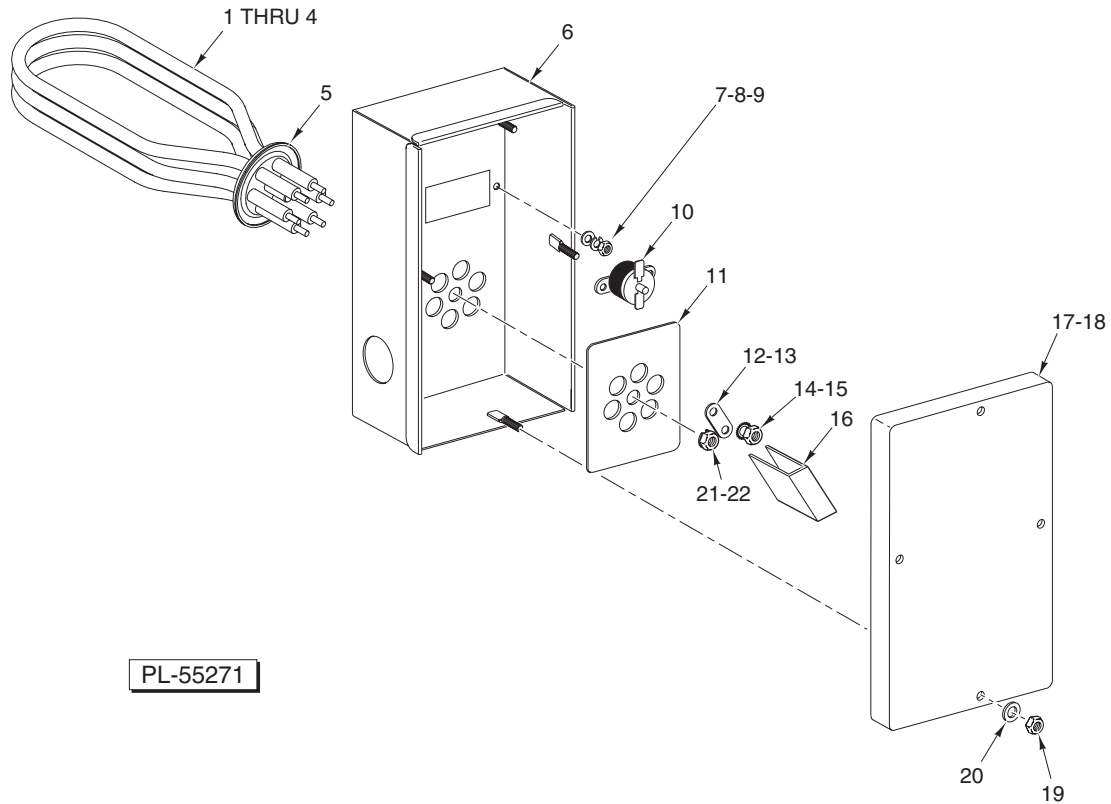


PL-55227

**ELECTRIC HEATER (ONE TANK)
(FT900S)**

**ELECTRIC HEATER (ONE TANK)
(FT900S)**

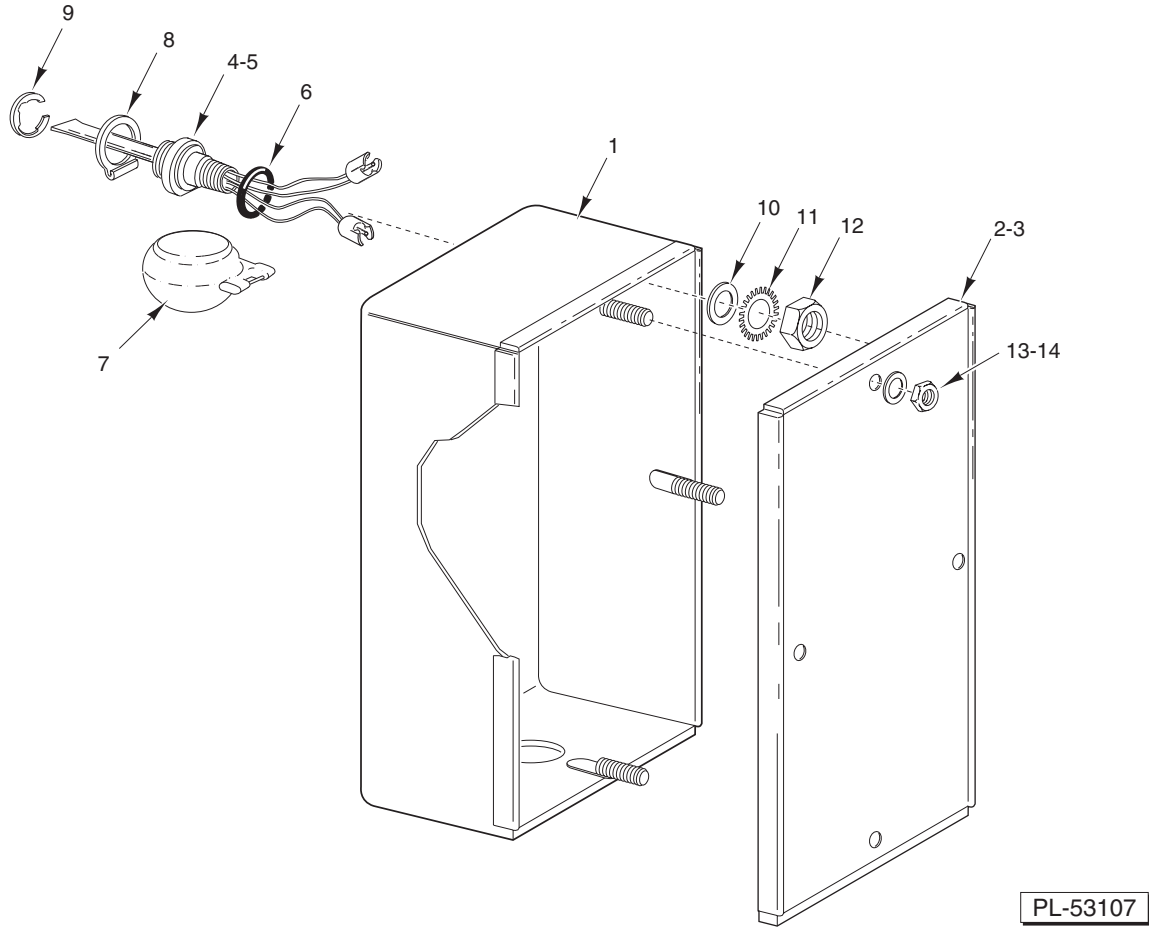
| ILLUS. PL-55227 | PART NO. | NAME OF PART | AMT. |
|--------------------|-----------------|---|------|
| 1 | 00-185700-00001 | Heater – 10 kW Electric (200 V.) (Wash) | 4 |
| 2 | 00-185700-00002 | Heater – 10 kW Electric (220 V.) (Wash) | 4 |
| 3 | 00-185700-00003 | Heater – 10 kW Electric (440 V.) (Wash) | 4 |
| 4 | 00-185700-00007 | Heater – 10 kW Electric (600 V.) (Wash) | 4 |
| 5 | 00-185700-00009 | Heater – 10 kW Electric (380 V.) (Wash) | 4 |
| 6 | 00-185700-00011 | Heater – 10 kW Electric (415 V.) (Wash) | 4 |
| 7 | RR-010-13 | Retaining Ring | 3 |
| 8 | 00-112467 | Retainer – Float | 3 |
| 9 | 00-271621 | Probe & Switch Assy. (4 Wire) (Temperature & Water Level) | 1 |
| 10 | 00-328486 | Switch & Probe Assy. | 2 |
| 11 | 00-067500-00072 | O-Ring | 3 |
| 12 | WS-010-40 | Washer – Thrust | 3 |
| 13 | WL-014-31 | Lockwasher 1/2 External Shakeproof (SST) | 3 |
| 14 | NS-018-28 | Jam Nut 1/2-20 Hex | 3 |
| 15 | 00-476988 | Box – Electric Heat | 1 |
| 16 | 00-475967 | Bracket – High Limit | 2 |
| 17 | WS-019-06 | Washer | 4 |
| 18 | WL-006-07 | Lockwasher #10 Medium | 4 |
| 19 | NS-011-18 | Mach. Nut 10-24 Hex (SST) | 4 |
| 20 | 00-294615-00001 | Control – Temperature | 2 |
| 21 | 00-086444 | Insulator – Terminal (Above 250 V.) | AR |
| 22 | WL-014-07 | Lockwasher #10 External Shakeproof (SST) | AR |
| 23 | NS-009-30 | Mach. Nut 10-32 Hex | AR |
| 24 | 00-288543-00001 | Jumper – Long | AR |
| 25 | 00-288543-00002 | Jumper – Short | AR |
| 26 | NS-015-13 | Nut 3/8-16 Hex (SST) | 2 |
| 27 | WL-006-27 | Lockwasher 3/8 Light | 2 |
| 28 | 00-748101 | Gasket – Electric Heat Box Lid | 1 |
| 29 | 00-748102 | Lid Assy. – Electric Heat Box (Incls. Item 28) | 1 |
| 30 | NS-031-15 | Stop Nut 10-24 Hex (SST) | 8 |
| 31 | WS-019-06 | Washer | 8 |
| 32 | 00-748192-00002 | Clamp – Conduit 1 In. | 2 |
| 33 | NS-015-01 | Nut 1/4-20 Hex (SST) | 2 |
| 34 | 00-748195 | Plate – Electric Heat | 2 |
| 35 | 00-067500-00034 | O-Ring | 2 |
| 36 | 00-122674 | Float Assy. | 3 |
| | 00-476745-00011 | Cable Assy. (LH Tank Thermostat) (R-L & L-R) | 1 |
| | 00-476745-00012 | Cable Assy. (RH Tank Thermostat) (R-L) | 1 |
| | 00-476745-00019 | Cable Assy. (RH Tank High Limit) (L-R) | 1 |
| | FE-024-59 | Connector Straight (Non-Metallic) Sealtite (1 Male) | AR |
| | FE-024-63 | Connector 45 Deg. (Non-Metallic) Sealtite (1 Male) | AR |



PL-55271

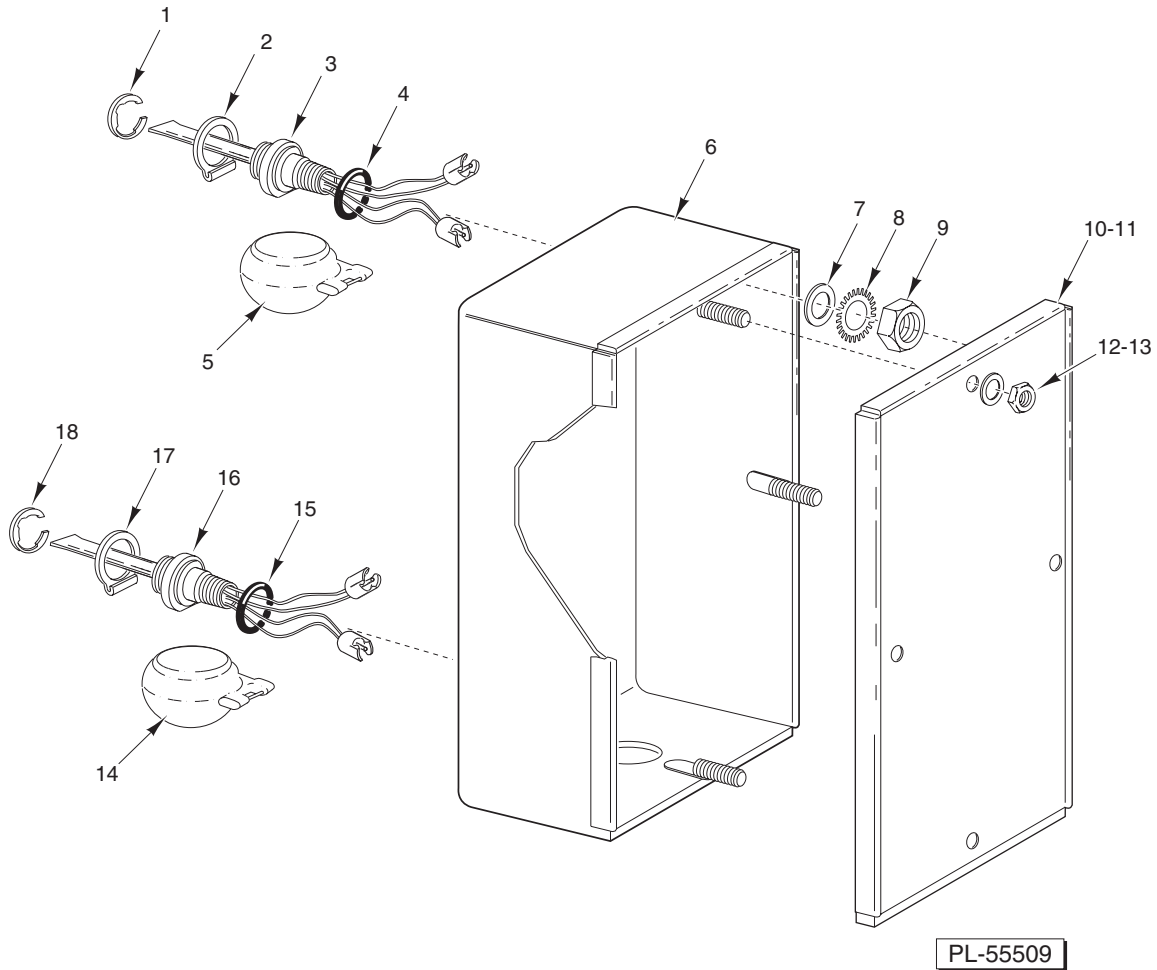
**ELECTRIC HEATER (AUXILIARY TANK)
(FT900W ONLY)**

| ILLUS. | PART NO. | NAME OF PART | AMT. |
|--------|-----------------|--|------|
| | PL-55271 | | |
| 1 | 00-119078-00007 | Heater – Electric (240 V.) | 1 |
| 2 | 00-119078-00009 | Heater – Electric (480 V.) | 1 |
| 3 | 00-119078-00008 | Heater – Electric (415 V.) | 1 |
| 4 | 00-119078-00010 | Heater – Electric (600 V.) | 1 |
| 5 | 00-067500-00034 | O-Ring | 1 |
| 6 | 00-475906-00004 | Box – Electric Heat | 1 |
| 7 | WS-019-06 | Washer | 2 |
| 8 | WL-006-07 | Lockwasher #10 Medium | 2 |
| 9 | NS-011-18 | Mach. Nut 10-24 Hex (SST) | 2 |
| 10 | 00-294615-00001 | Control – Temperature | 1 |
| 11 | 00-748744 | Plate – Electric Heat | 1 |
| 12 | 00-288543-00001 | Jumper – Long | AR |
| 13 | 00-288543-00002 | Jumper – Short | AR |
| 14 | WL-014-07 | Lockwasher #10 External Shakeproof (SST) | AR |
| 15 | NS-009-30 | Mach. Nut 10-32 Hex | AR |
| 16 | 00-086444 | Insulator – Terminal (Above 250 V.) | AR |
| 17 | 00-474569 | Gasket – Electric Heat Box | 1 |
| 18 | 00-474574 | Lid Assy. – Electric Heat Box (Incls. Item 17) | 1 |
| 19 | NS-031-15 | Stop Nut 10-24 Hex (SST) | 4 |
| 20 | WS-019-06 | Washer | 4 |
| 21 | NS-015-13 | Nut 3/8-16 Hex (SST) | 1 |
| 22 | WL-006-27 | Lockwasher 3/8 Light | 1 |



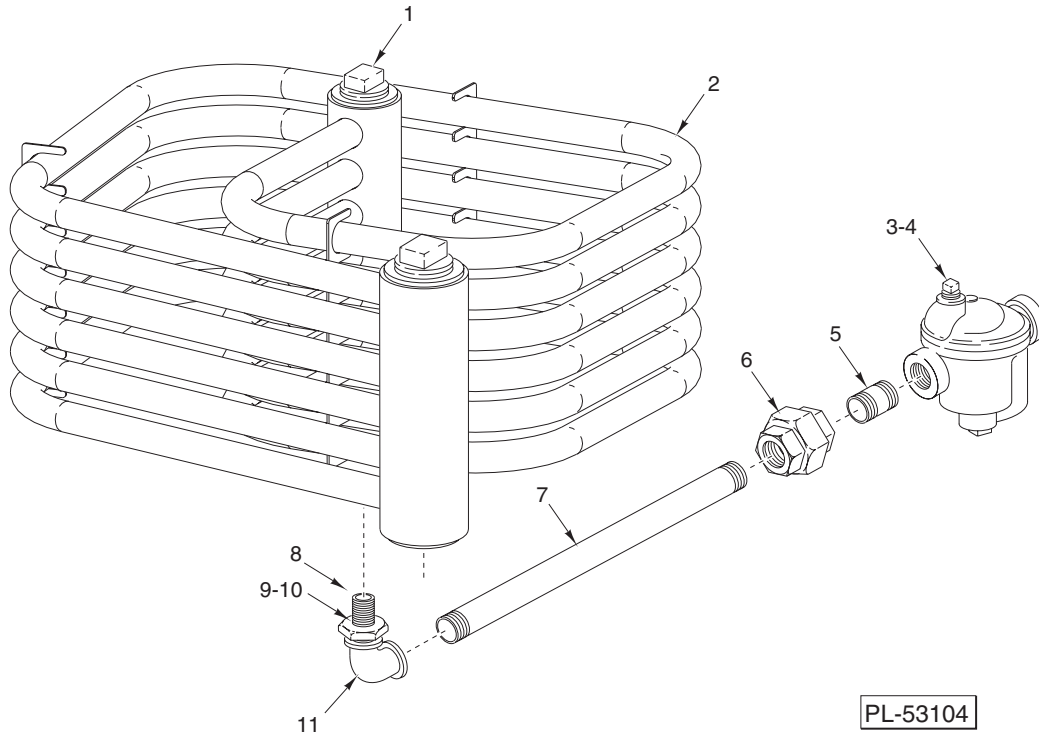
**LOW WATER PROTECTION (STEAM HEAT)
(2 UNITS REQUIRED – FT900 AND FT900W)
(1 UNIT REQUIRED – FT900S)**

| ILLUS. | PART NO. | NAME OF PART | AMT. |
|----------|-----------------|---|------|
| PL-53107 | | | |
| 1 | 00-475906 | Box – Probe | 1 |
| 2 | 00-474574 | Lid Assy. (Incls. Item 3) | 1 |
| 3 | 00-474569 | Gasket – Lid | 1 |
| 4 | 00-328486 | Probe & Switch Assy. (2 Wire) (Water Level) | 2 |
| 5 | 00-271621 | Probe & Switch Assy. (4 Wire) (Temperature & Water Level) | 1 |
| 6 | 00-067500-00072 | O-Ring | 3 |
| 7 | 00-122674 | Float Assy. | 3 |
| 8 | 00-112467 | Retainer – Float | 3 |
| 9 | RR-010-13 | Retaining Ring | 3 |
| 10 | WS-010-40 | Washer – Thrust | 3 |
| 11 | WL-014-31 | Lockwasher 1/2 External Shakeproof (SST) | 3 |
| 12 | NS-018-28 | Jam Nut 1/2-20 Hex | 3 |
| 13 | WS-019-06 | Washer | 4 |
| 14 | NS-031-15 | Stop Nut 10-24 Hex (SST) | 4 |



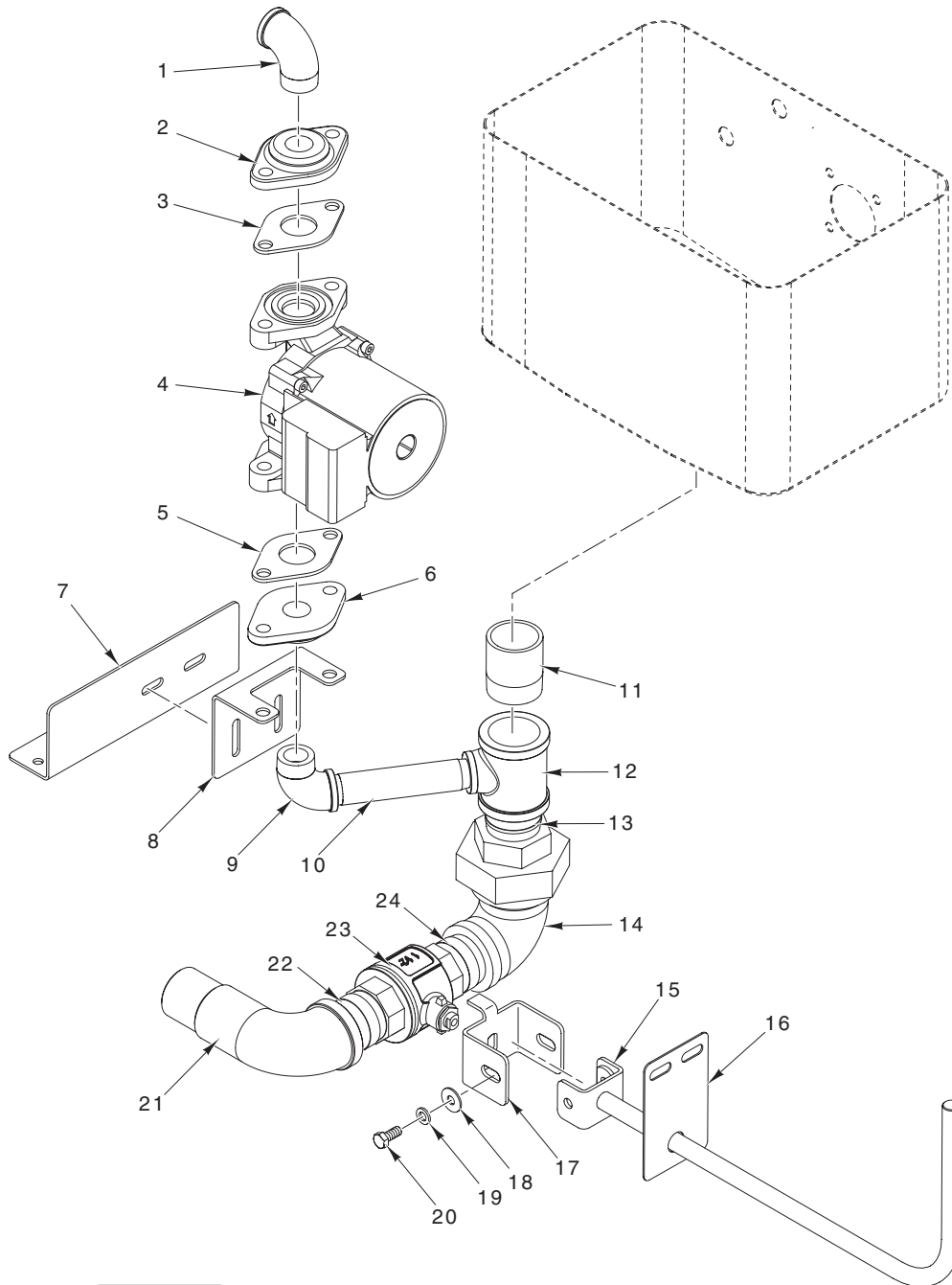
DUAL RINSE PROBE BOX

| ILLUS. | PART NO. | NAME OF PART | AMT. |
|----------|-----------------|---|------|
| PL-55509 | | | |
| 1 | RR-010-13 | Retaining Ring | AR |
| 2 | 00-112467 | Retainer – Float | AR |
| 3 | 00-328486 | Probe & Switch Assy. (2 Wire) (Water Level) | 1 |
| 4 | 00-067500-00072 | O-Ring | AR |
| 5 | 00-122674 | Float Assy. | AR |
| 6 | 00-475906-00002 | Box – Probe | 1 |
| 7 | WS-010-40 | Washer – Thrust | AR |
| 8 | WL-014-31 | Lockwasher 1/2 External Shakeproof (SST) | AR |
| 9 | NS-018-28 | Jam Nut 1/2-20 Hex | AR |
| 10 | 00-474574 | Lid Assy. (Incls. Item 11) | 1 |
| 11 | 00-474569 | Gasket – Electric Heat Box | 1 |
| 12 | WS-019-06 | Washer | AR |
| 13 | NS-031-15 | Stop Nut 10-24 Hex (SST) | AR |
| 14 | 00-122674 | Float Assy. | AR |
| 15 | 00-067500-00072 | O-Ring | AR |
| 16 | 00-271621 | Probe & Switch Assy. (4 Wire) (Temperature & Water Level) | 1 |
| 17 | 00-112467 | Retainer – Float | AR |
| 18 | RR-010-13 | Retaining Ring | AR |



**STEAM COILS (TANK HEAT)
(2 UNITS REQUIRED – FT900 AND FT900W)
(1 UNIT REQUIRED – FT900S)**

| ILLUS. | PART NO. | NAME OF PART | AMT. |
|----------|-----------|--|------|
| PL-53104 | | | |
| 1 | FP-052-09 | Pipe Plug ³ / ₄ Sq. Hd. (SST) | 2 |
| 2 | 00-475901 | Coil – Steam | 1 |
| 3 | 00-118316 | Steam Trap (0-20 PSI) | 1 |
| 4 | 00-118317 | Steam Trap (21-50 PSI) | 1 |
| 5 | FP-036-92 | Nipple ³ / ₄ x 1 ⁵ / ₈ TBE | 1 |
| 6 | FP-022-17 | Union ³ / ₄ (Grd. Seat) | 1 |
| 7 | FP-080-75 | Pipe ³ / ₄ x 9 TBE | 1 |
| 8 | FP-080-17 | Nipple ³ / ₄ x 2 (TBE; 1 ¹ / ₂ R.T.O.E.) (SST) | 1 |
| 9 | FP-053-09 | Lock Nut ³ / ₄ NPSL (SST) | 1 |
| 10 | WS-013-45 | Washer | 2 |
| 11 | FP-013-22 | Elbow ³ / ₄ x 90 Deg. | 1 |

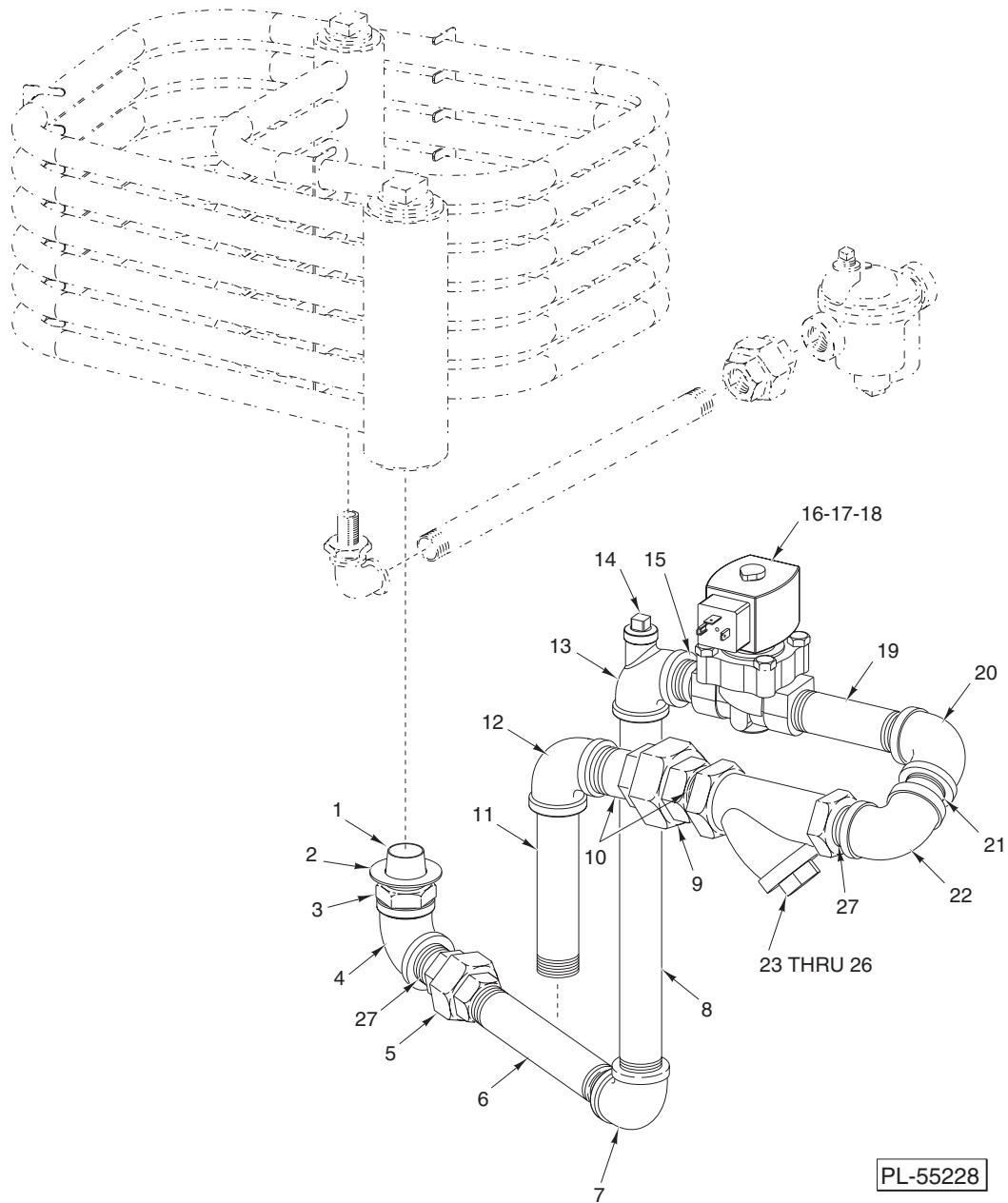


PL-55270

**AUXILIARY TANK DRAIN AND PUMP
(FT900W ONLY)**

**AUXILIARY TANK DRAIN AND PUMP
(FT900W ONLY)**

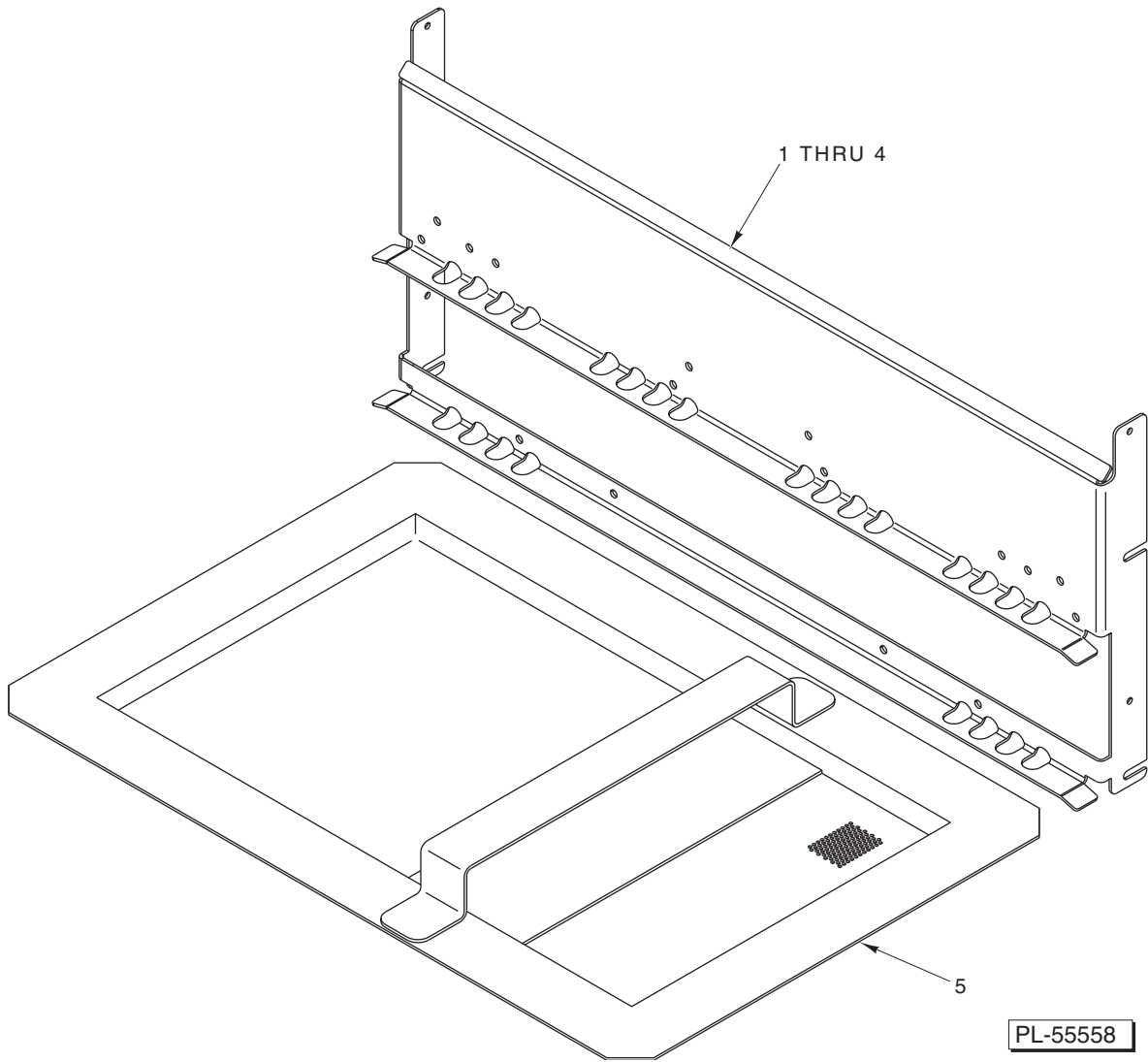
| ILLUS. | PART NO. | NAME OF PART | AMT. |
|----------|-----------------|--|------|
| PL-55270 | | | |
| 1 | FP-015-24 | Elbow – Pipe $\frac{3}{4}$ x 90 Deg. (Brass) | 1 |
| 2 | 00-328911 | Flange (Incls. Item 3) | 1 |
| 3 | 00-328911 | Gasket | 1 |
| 4 | 00-328910 | Pump Assy. | 1 |
| 5 | 00-328911 | Gasket | 1 |
| 6 | 00-328911 | Flange (Incls. Item 5) | 1 |
| 7 | 00-748740 | Bracket – Lower Pump Support | 1 |
| 8 | 00-748739 | Bracket – Upper Pump Support | 1 |
| 9 | FP-015-24 | Elbow – Pipe $\frac{3}{4}$ x 90 Deg. (Brass) | 1 |
| 10 | FP-041-93 | Pipe – $\frac{3}{4}$ x 90 Deg. | 1 |
| 11 | 00-748919 | Pipe – Drain Tank | 1 |
| 12 | FP-019-89 | Tee – Pipe $1\frac{1}{2}$ x $1\frac{1}{2}$ x $\frac{3}{4}$ | 1 |
| 13 | FP-054-85 | Pipe $1\frac{1}{2}$ x 2.000 | 1 |
| 14 | 00-748741 | Elbow – $1\frac{1}{2}$ Union | 1 |
| 15 | 00-748006 | Handle – Manual | 1 |
| 16 | 00-748186 | Support – Drain Handle | 1 |
| 17 | 00-748005 | Bracket – Valve (Manual) | 1 |
| 18 | WS-017-01 | Washer | 2 |
| 19 | WL-006-23 | Lockwasher $\frac{5}{16}$ Medium (SST) | 2 |
| 20 | SC-041-12 | Cap Screw $\frac{5}{16}$ -18 x $\frac{7}{8}$ Hex Hd. (SST) | 2 |
| 21 | 00-749552 | Elbow – Drain Adapter | 1 |
| 22 | FP-054-58 | Pipe $1\frac{1}{2}$ x 1.750 | 1 |
| 23 | 00-287826-00001 | Valve – Ball | 1 |
| 24 | FP-054-58 | Pipe $1\frac{1}{2}$ x 1.750 | 1 |



**PIPING – STEAM COIL (ONE TANK)
(2 UNITS REQUIRED – FT900 AND FT900W)
(1 UNIT REQUIRED – FT900S)**

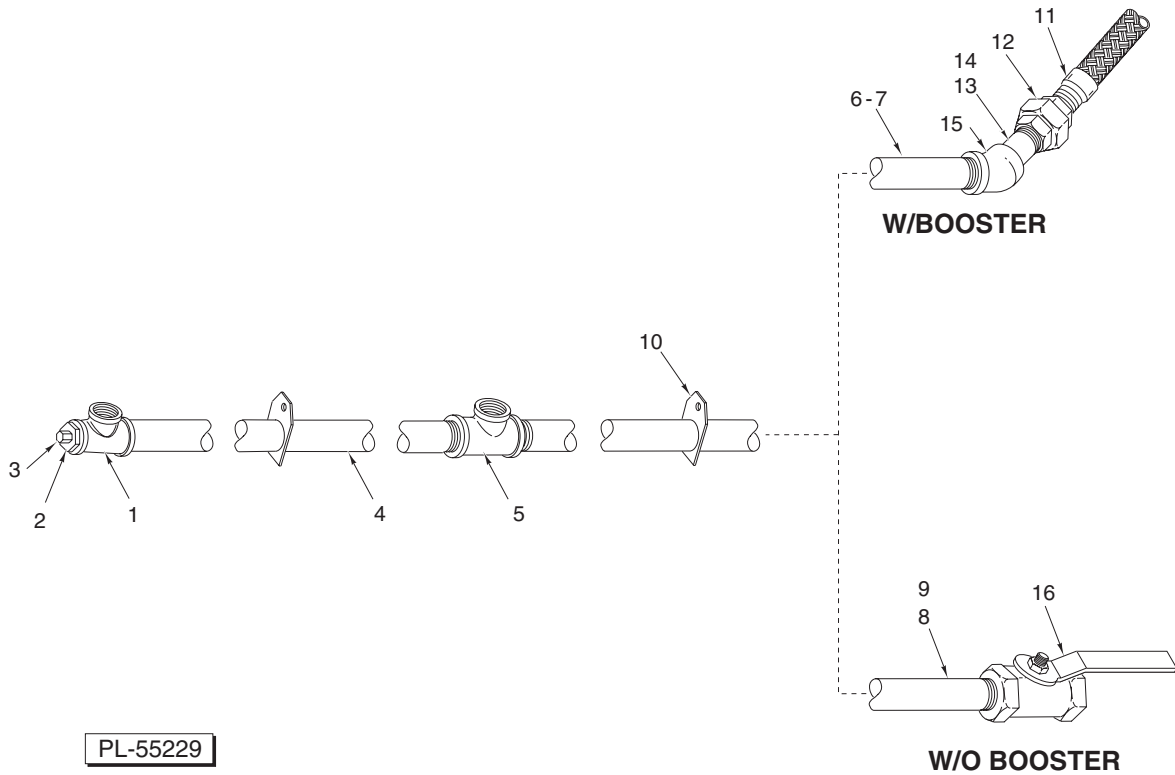
**PIPING – STEAM COIL (ONE TANK)
(2 UNITS REQUIRED – FT900 AND FT900W)
(1 UNIT REQUIRED – FT900S)**

| ILLUS. | PART NO. | NAME OF PART | AMT. |
|----------|-----------------|---|------|
| PL-55228 | | | |
| 1 | FP-080-17 | Nipple 3/4 x 2 (TBE; 1 1/2 R.T.O.E.) (SST) | 1 |
| 2 | WS-013-45 | Washer | 1 |
| 3 | FP-053-09 | Lock Nut 3/4 NPSL (SST) | 1 |
| 4 | FP-013-22 | Elbow 3/4 x 90 Deg. | 1 |
| 5 | FP-022-17 | Union 3/4 (Grd. Seat) | 1 |
| 6 | FP-059-65 | Pipe 3/4 x 6 TBE | 1 |
| 7 | FP-013-22 | Elbow 3/4 x 90 Deg. | 1 |
| 8 | FP-036-96 | Nipple 3/4 x 6 3/4 TBE | 1 |
| 9 | FP-022-17 | Union 3/4 (Grd. Seat) | 1 |
| 10 | FP-036-92 | Nipple 3/4 x 1 3/8 TBE | 2 |
| 11 | FP-036-11 | Nipple 3/4 x 5 | 1 |
| 12 | FP-013-22 | Elbow 3/4 x 90 Deg. | 1 |
| 13 | FP-019-79 | Tee 3/4 x 1/4 x 3/4 Reducing | 1 |
| 14 | FP-028-06 | Plug 1/4 Pipe | 1 |
| 15 | FP-059-14 | Nipple 3/4 x 4 1/2 TBE | 1 |
| 16 | 00-749983 | Valve – Steam 3/4 In., 125 PSI | 1 |
| 17 | 00-892038 | Coil – Solenoid Valve 110-120 V. | 1 |
| 18 | 00-476615 | Connector – D.I.N. | 1 |
| 19 | FP-036-06 | Nipple 3/4 x 3 1/2 Lg. TBE | 1 |
| 20 | FP-013-22 | Elbow 3/4 x 90 Deg. | 1 |
| 21 | FP-036-92 | Nipple 3/4 x 1 3/8 TBE | 1 |
| 22 | FP-013-22 | Elbow 3/4 x 90 Deg. | 1 |
| 23 | 00-186922 | Strainer - Line (3/4 In.) (Incls. Items 24, 25, & 26) | 1 |
| 24 | 00-186923 | Plug - Branch (3/4 In. Line Strainer) | 1 |
| 25 | 00-186924 | Gasket (3/4 In. Line Strainer) | 1 |
| 26 | 00-186925 | Screen (3/4 In. Line Strainer) | 1 |
| 27 | FP-036-92 | Nipple 3/4 x 1 3/8 TBE | 2 |
| | 00-892072 | Kit – 3/4 In. Valve Service | 1 |
| | 00-476745-00009 | Cable Assy. – Left Tank Steam Valve (R-L) | 1 |
| | 00-476745-00010 | Cable Assy. – Right Tank Steam Valve (R-L) | 1 |
| | 00-476745-00017 | Cable Assy. – Left Tank Steam Valve (L-R) | 1 |
| | 00-476745-00018 | Cable Assy. – Right Tank Steam Valve (L-R) | 1 |



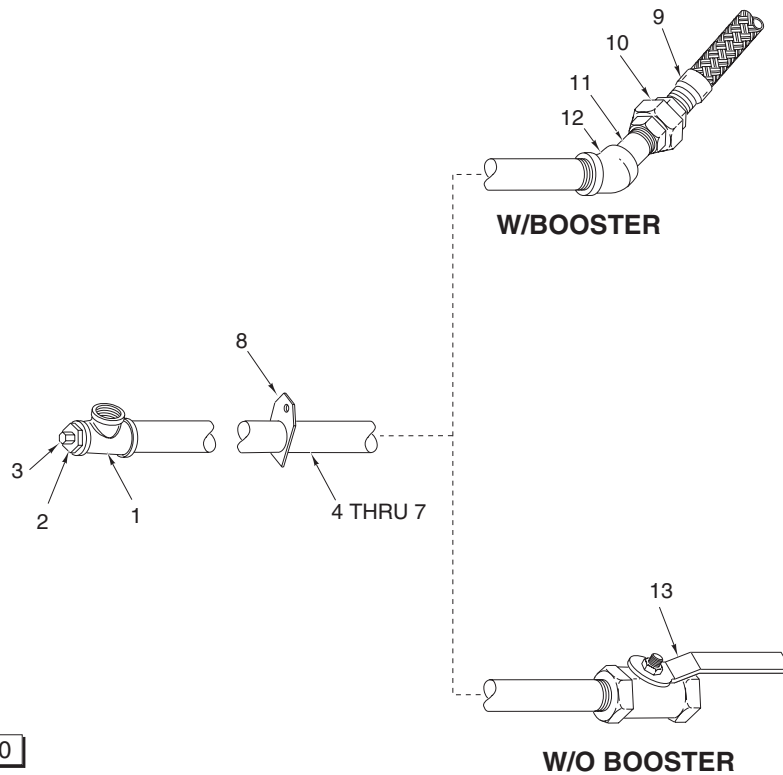
TRACK AND STRAINER PAN (FT900W)

| ILLUS. | PART NO. | NAME OF PART | AMT. |
|----------|-----------------|-----------------------------|------|
| PL-55558 | | | |
| 1 | 00-748612-00002 | Track (L-R Front) | 1 |
| 2 | 00-748612-00003 | Track (R-L Front) | 1 |
| 3 | 00-748612-00004 | Track (R-L Rear) | 1 |
| 4 | 00-748612-00005 | Track (R-L Rear) | 1 |
| 5 | 00-749037 | Strainer Pan Weldment | 1 |



**PIPING – COMMON STEAM (FT900)
(STEAM COIL OR INJECTOR HEAT)**

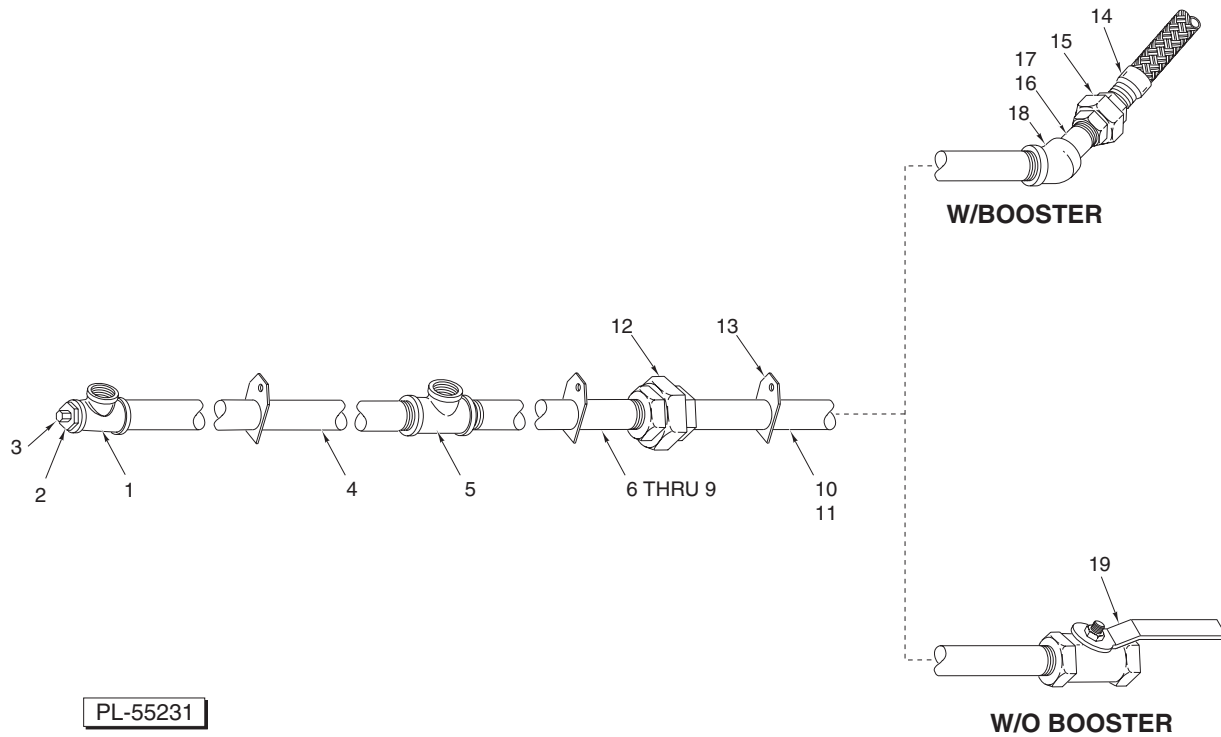
| ILLUS. | PART NO. | NAME OF PART | AMT. |
|----------|-----------|------------------------------------|------|
| PL-55229 | | | |
| 1 | FP-019-75 | Tee 1 x 3/4 x 3/4 Reducing | 1 |
| 2 | FP-026-65 | Bushing – Pipe 3/4 to 1/4 | 1 |
| 3 | FP-028-06 | Plug 1/4 Pipe | 1 |
| 4 | FP-080-80 | Pipe 1 x 46 1/4 (R-L) | 1 |
| 5 | FP-019-42 | Tee – Pipe 1 x 1 x 3/4 | 1 |
| 6 | FP-080-80 | Pipe 1 x 46 1/4 (R-L) | 1 |
| 7 | FP-059-51 | Pipe 1 x 4.500 (L-R) | 1 |
| 8 | FP-067-55 | Nipple 1 x 42 1/4 (R-L) | 1 |
| 9 | FP-059-72 | Pipe 1 x 8 1/2 (L-R) | 1 |
| 10 | 00-476677 | Bracket – Pipe Support | 2 |
| 11 | 00-476396 | Hose – Steam Braided (SST) (1 In.) | 1 |
| 12 | FP-022-23 | Union 1 In. | 1 |
| 13 | FP-059-32 | Pipe 1 x 2 1/2 (R-L) | 1 |
| 14 | FP-059-51 | Pipe 1 x 4.500 (L-R) | 1 |
| 15 | FP-013-25 | Elbow 1 x 45 Deg. | 1 |
| 16 | 00-892149 | Valve 1 In. Ball | 1 |



PL-55230

**PIPING – COMMON STEAM (FT900S)
(STEAM COIL OR INJECTOR HEAT)**

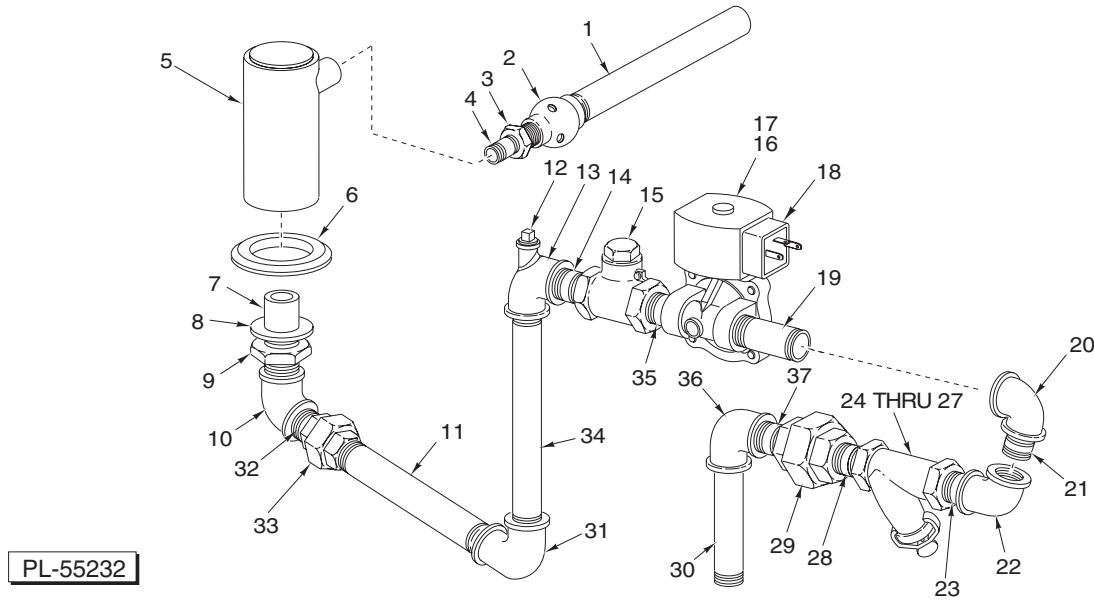
| ILLUS. | PART NO. | NAME OF PART | AMT. |
|----------|-----------|--|------|
| PL-55230 | | | |
| 1 | FP-019-42 | Tee – Pipe 1 x 1 x 3/4 | 1 |
| 2 | FP-026-79 | Bushing – Pipe 3/4 to 1/4 | 1 |
| 3 | FP-028-06 | Plug 1/4 Pipe | 1 |
| 4 | FP-080-80 | Pipe 1 x 46 1/4 (R-L) | 1 |
| 5 | FP-059-34 | Pipe 1 x 13.250 (L-R) | 1 |
| 6 | FP-067-55 | Nipple 1 x 42 1/4 (R-L) | 1 |
| 7 | FP-059-72 | Pipe 1 x 8 1/2 (L-R) | 1 |
| 8 | 00-476677 | Bracket – Pipe Support | 1 |
| 9 | 00-476396 | Hose – Steam Braided (SST) (1 In.) | 1 |
| 10 | FP-022-23 | Union 1 In. | 1 |
| 11 | FP-059-32 | Pipe 1 x 2 1/2 (R-L) | 1 |
| 12 | FP-013-25 | Elbow 1 x 45 Deg. | 1 |
| 13 | 00-892149 | Valve 1 In. Ball | 1 |



PL-55231

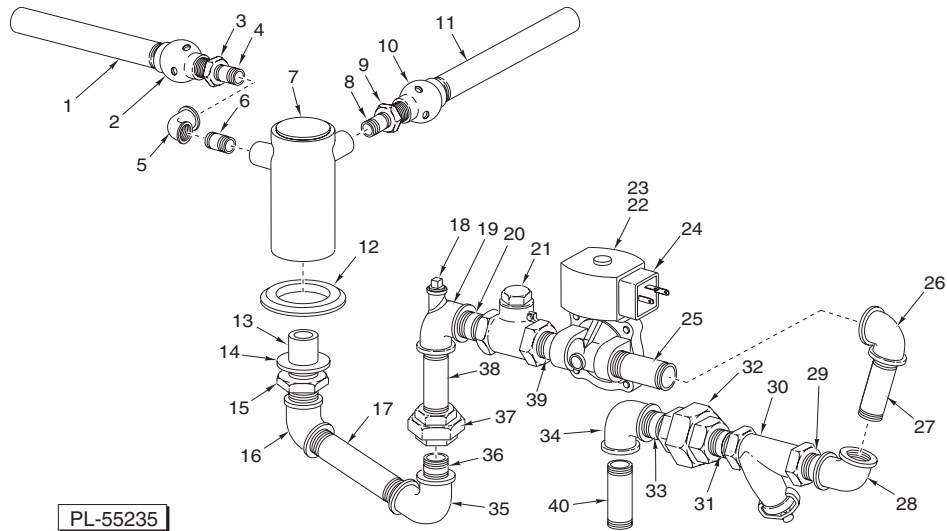
**PIPING – COMMON STEAM (FT900W)
(STEAM COIL OR INJECTOR HEAT)**

| ILLUS. | PART NO. | NAME OF PART | AMT. |
|----------|-----------|--|------|
| PL-55231 | | | |
| 1 | FP-019-75 | Tee 1 x 3/4 x 3/4 Reducing | 1 |
| 2 | FP-026-65 | Bushing – Pipe 3/4 to 1/4 | 1 |
| 3 | FP-028-06 | Plug 1/4 Pipe | 1 |
| 4 | FP-080-80 | Pipe 1 x 46 1/4 (R-L) | 1 |
| 5 | FP-019-42 | Tee – Pipe 1 x 1 x 3/4 | 1 |
| 6 | FP-080-80 | Pipe 1 x 46 1/4 (R-L) | 1 |
| 7 | FP-059-51 | Pipe 1 x 4.500 (L-R) | 1 |
| 8 | FP-067-55 | Nipple 1 x 42 1/4 (R-L) | 1 |
| 9 | FP-059-72 | Pipe 1 x 8 1/2 (L-R) | 1 |
| 10 | FP-080-60 | Pipe 1 x 25 3/4 Lg. (TBE) | 1 |
| 11 | FP-081-80 | Pipe 1 x 33.000 (L-R) | 1 |
| 12 | FP-022-23 | Union 1 In. | 1 |
| 13 | 00-476677 | Bracket – Pipe Support | 3 |
| 14 | 00-476396 | Hose – Steam Braided (SST) (1 In.) | 1 |
| 15 | FP-022-23 | Union 1 In. | 1 |
| 16 | FP-059-72 | Pipe 1 x 8 1/2 (L-R) | 1 |
| 17 | FP-059-51 | Pipe 1 x 4.500 (L-R) | 1 |
| 18 | FP-013-25 | Elbow 1 x 45 Deg. | 1 |
| 19 | 00-892149 | Valve 1 In. Ball | 1 |



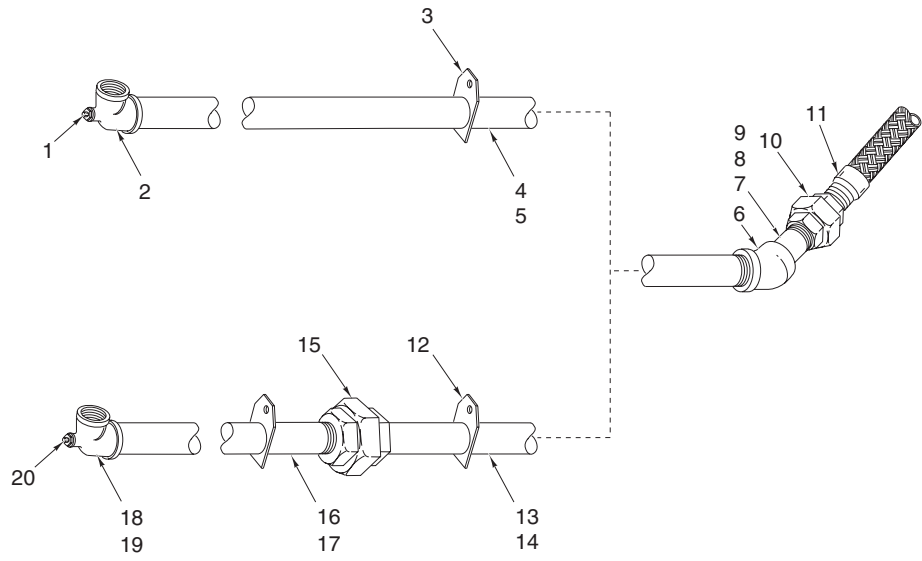
**SINGLE-STEAM INJECTOR (TANK HEAT)
(2 UNITS REQUIRED – FT900)**

| ILLUS. | PART NO. | NAME OF PART | AMT. |
|----------|-----------------|---|------|
| PL-55232 | | | |
| 1 | FP-054-45 | Nipple 1 1/4 x 12 Lg. (STOE) | 1 |
| 2 | 00-288674 | Water Heater & Orifice Assy. | 1 |
| 3 | FP-051-22 | Bushing | 1 |
| 4 | FP-054-44 | Nipple 3/4 x 2 1/2 TBE (SST) | 1 |
| 5 | 00-748379-00001 | Manifold – Single-Steam Injector | 1 |
| 6 | 00-545594 | Sealer | 1 |
| 7 | FP-080-17 | Nipple 3/4 x 2 (TBE; 1 1/2 RTOE) (SST) | 1 |
| 8 | WS-013-45 | Washer | 1 |
| 9 | FP-053-09 | Lock Nut 3/4 NPSL (SST) | 1 |
| 10 | FP-013-22 | Elbow 3/4 x 90 Deg. | 1 |
| 11 | FP-059-65 | Pipe 3/4 x 6 TBE | 1 |
| 12 | FP-028-06 | Plug 1/4 Pipe | 1 |
| 13 | FP-019-79 | Tee 3/4 x 1/4 x 3/4 | 1 |
| 14 | FP-036-92 | Nipple 3/4 x 1 3/8 TBE | 1 |
| 15 | 00-074696 | Check Valve 3/4 | 1 |
| 16 | 00-892038 | Coil – Solenoid Valve (110-120 V.) | 1 |
| 17 | 00-749983 | Valve – Steam 3/4 In., 125 PSI | 1 |
| 18 | 00-476615 | Connector – D.I.N. | 1 |
| 19 | FP-036-06 | Nipple 3/4 x 3 1/2 Lg. (TBE) | 1 |
| 20 | FP-013-22 | Elbow 3/4 x 90 Deg. | 1 |
| 21 | FP-036-92 | Nipple 3/4 x 1 3/8 TBE | 1 |
| 22 | FP-013-22 | Elbow 3/4 x 90 Deg. | 1 |
| 23 | FP-036-92 | Nipple 3/4 x 1 3/8 TBE | 1 |
| 24 | 00-186922 | Strainer - Line (3/4 In.) (Incls. Items 25, 26, & 27) | 1 |
| 25 | 00-186923 | Plug - Branch (3/4 In. Line Strainer) | 1 |
| 26 | 00-186924 | Gasket (3/4 In. Line Strainer) | 1 |
| 27 | 00-186925 | Screen (3/4 In. Line Strainer) | 1 |
| 28 | FP-036-92 | Nipple 3/4 x 1 3/8 TBE | 1 |
| 29 | FP-022-17 | Union 3/4 (Grd. Seat) | 1 |
| 30 | FP-036-11 | Nipple 3/4 x 5 | 1 |
| 31 | FP-013-22 | Elbow 3/4 x 90 Deg. | 1 |
| 32 | FP-036-92 | Nipple 3/4 x 1 3/8 TBE | 1 |
| 33 | FP-022-17 | Union 3/4 (Grd. Seat) | 1 |
| 34 | FP-036-96 | Nipple 3/4 x 6 3/4 TBE | 1 |
| 35 | FP-036-92 | Nipple 3/4 x 1 3/8 TBE | 1 |
| 36 | FP-013-22 | Elbow 3/4 x 90 Deg. | 1 |
| 37 | FP-036-92 | Nipple 3/4 x 1 3/8 TBE | 1 |
| | 00-104288 | Water Heater & Pipe Assy. (Incls. Items 1 thru 4) | 1 |
| | 00-892072 | Kit – 3/4 In. Valve Service | 1 |



**DOUBLE-STEAM INJECTOR (TANK HEAT)
(2 UNITS REQUIRED – FT900 AND FT900W)
(1 UNIT REQUIRED – FT900S)**

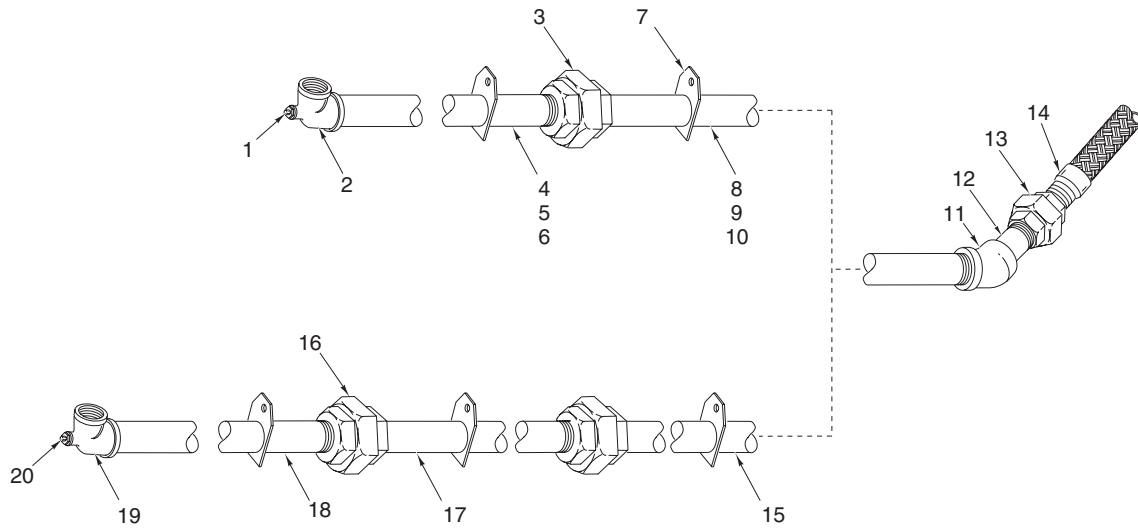
| ILLUS. | PART NO. | NAME OF PART | AMT. |
|--------|-----------------|---|------|
| | PL-55235 | | |
| 1 | FP-054-45 | Nipple 1 ¹ / ₄ x 12 Lg. (STOE) | 1 |
| 2 | 00-288674 | Water Heater & Orifice Assy. | 1 |
| 3 | FP-051-22 | Bushing | 1 |
| 4 | FP-054-44 | Nipple ³ / ₄ x 2 ¹ / ₂ TBE (SST) | 1 |
| 5 | FP-049-15 | Elbow ³ / ₄ x 90 Deg. (SST) | 1 |
| 6 | FP-054-44 | Nipple ³ / ₄ x 2 ¹ / ₂ TBE (SST) | 1 |
| 7 | 00-748379-00002 | Manifold – Double-Steam Injector | 1 |
| 8 | FP-054-44 | Nipple ³ / ₄ x 2 ¹ / ₂ TBE (SST) | 1 |
| 9 | FP-051-22 | Bushing | 1 |
| 10 | 00-288674 | Water Heater & Orifice Assy. | 1 |
| 11 | FP-054-45 | Nipple 1 ¹ / ₄ x 12 Lg. (STOE) | 1 |
| 12 | 00-545594 | Sealer | 1 |
| 13 | FP-088-86 | Pipe 1 x 2 ¹ / ₂ TBE (1 ¹ / ₂ RTOE) | 1 |
| 14 | 00-476054 | Washer | 1 |
| 15 | FP-084-06 | Nut – Lock 1 In. NPSL | 1 |
| 16 | FP-013-27 | Elbow – Pipe 1 x 90 Deg. | 1 |
| 17 | FP-067-15 | Pipe 1 x 7 ³ / ₄ TBE | 1 |
| 18 | FP-028-06 | Plug ¹ / ₄ Pipe | 1 |
| 19 | FP-019-81 | Pipe Tee – 1 x ¹ / ₄ x 1 | 1 |
| 20 | FP-036-17 | Nipple 1 x 1 ¹ / ₂ TBE | 1 |
| 21 | FP-063-28 | Check Valve 1 In. | 1 |
| 22 | 00-749982 | Valve – Steam 1 In., 125 PSI | 1 |
| 23 | 00-892038 | Coil – Solenoid Valve 110-120 V. | 1 |
| 24 | 00-476615 | Connector – D.I.N. | 1 |
| 25 | FP-078-59 | Pipe 1 x 4 ¹ / ₄ | 1 |
| 26 | FP-013-27 | Elbow – Pipe 1 x 90 Deg. | 1 |
| 27 | FP-036-17 | Nipple 1 x 1 ¹ / ₂ TBE | 1 |
| 28 | FP-013-27 | Elbow – Pipe 1 x 90 Deg. | 1 |
| 29 | FP-036-17 | Nipple 1 x 1 ¹ / ₂ TBE | 1 |
| 30 | 00-748967 | Stainer – Line 1 In. | 1 |
| 31 | FP-036-17 | Nipple 1 x 1 ¹ / ₂ TBE | 1 |
| 32 | FP-022-23 | Union 1 In. | 1 |
| 33 | FP-036-17 | Nipple 1 x 1 ¹ / ₂ TBE | 1 |
| 34 | FP-013-27 | Elbow – Pipe 1 x 90 Deg. | 1 |
| 35 | FP-013-27 | Elbow – Pipe 1 x 90 Deg. | 1 |
| 36 | FP-036-17 | Nipple 1 x 1 ¹ / ₂ TBE | 1 |
| 37 | FP-022-23 | Union 1 In. | 1 |
| 38 | FP-078-59 | Pipe 1 x 4 ¹ / ₄ | 1 |
| 39 | FP-036-18 | Pipe 1 x 2 ⁵ / ₈ TBE | 1 |
| 40 | FP-059-51 | Pipe 1 x 4 ¹ / ₂ TBE | 1 |
| | 00-104288 | Water Heater & Pipe Assy. (Incls. Items 1 thru 4) | 1 |
| | 00-892071 | Kit – ³ / ₄ In. Valve Service | 1 |



PL-55233

**PIPING – COMMON DOUBLE STEAM (FT900 AND FT900S)
(STEAM COIL OR INJECTOR HEAT)**

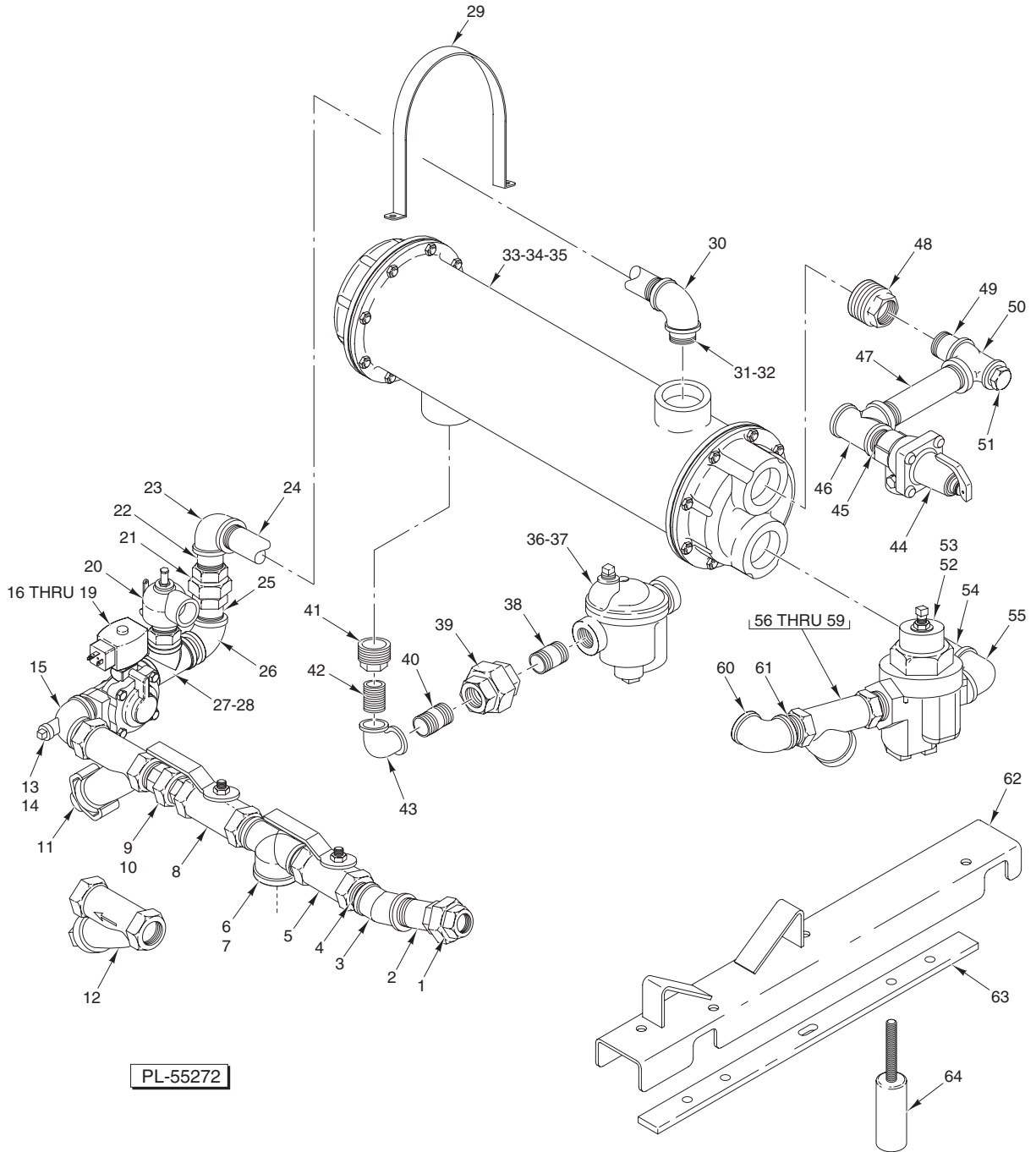
| ILLUS. | PART NO. | NAME OF PART | AMT. |
|----------|-----------|--|------|
| PL-55233 | | | |
| 1 | FP-028-06 | Plug 1/4 Pipe | 1 |
| 2 | FP-019-81 | Pipe Tee – 1 x 1/4 x 1 | 1 |
| 3 | 00-476677 | Bracket – Pipe Support | 1 |
| 4 | FP-067-55 | Pipe 1 x 42 1/4 (R-L) (FT900/FT900S) | 1 |
| 5 | FP-059-29 | Pipe 1 x 53.000 (L-R) (FT900) | 1 |
| 6 | FP-013-25 | Elbow 1 x 45 Deg. | 1 |
| 7 | FP-059-72 | Pipe 1 x 8 1/2 (FT900) | 1 |
| 8 | FP-059-51 | Pipe 1 x 4.500 (R-L) (FT900/FT900S) | 1 |
| 9 | FP-080-08 | Pipe 1 x 3.750 (L-R) (FT900/FT900S) | 1 |
| 10 | FP-022-23 | Union 1 In. | 1 |
| 11 | 00-476396 | Hose – Steam Braided (SST) (1 In.) | 1 |
| 12 | 00-476677 | Bracket – Pipe Support | AR |
| 13 | FP-080-80 | Pipe 1 x 46 1/4 (R-L) (FT900) | 1 |
| 14 | FP-059-51 | Pipe 1 x 4.500 (L-R) | 1 |
| 15 | FP-022-23 | Union 1 In. | 1 |
| 16 | FP-080-80 | Pipe 1 x 46 1/4 (R-L) (FT900) | 1 |
| 17 | FP-075-59 | Pipe 1 x 5.000 (L-R) (FT900/FT900S) | 1 |
| 18 | FP-019-81 | Pipe Tee – 1 x 1/4 x 1 | 1 |
| 19 | FP-013-27 | Elbow – Pipe 1 x 90 Deg. | 1 |
| 20 | FP-028-06 | Plug 1/4 Pipe | 1 |



PL-55234

**PIPING – COMMON DOUBLE STEAM (FT900W)
(STEAM COIL OR INJECTOR HEAT)**

| ILLUS. | PART NO. | NAME OF PART | AMT. |
|----------|-----------|--|------|
| PL-55234 | | | |
| 1 | FP-028-06 | Plug 1/4 Pipe | 1 |
| 2 | FP-019-81 | Pipe Tee – 1 x 1/4 x 1 | 1 |
| 3 | FP-022-23 | Union 1 In. | 1 |
| 4 | FP-080-80 | Pipe 1 x 46 1/4 (R-L) | 1 |
| 5 | FP-075-59 | Pipe 1 x 5.000 (L-R) | 1 |
| 6 | FP-081-80 | Pipe 1 x 33.000 (L-R) | 1 |
| 7 | 00-476677 | Bracket – Pipe Support | AR |
| 8 | FP-080-60 | Pipe 1 x 25 3/4 Lg. (TBE) | 1 |
| 9 | FP-075-90 | Nipple 1 x 39 1/2 TBE | 1 |
| 10 | FP-059-29 | Pipe 1 x 53 TBE | 1 |
| 11 | FP-013-25 | Elbow 1 x 45 Deg. | 1 |
| 12 | FP-059-72 | Pipe 1 x 8 1/2 (L-R) | 1 |
| 13 | FP-022-23 | Union 1 In. | 1 |
| 14 | 00-476396 | Hose – Steam Braided (SST) (1 In.) | 1 |
| 15 | FP-080-09 | Pipe 1 x 18.750 | 1 |
| 16 | FP-022-23 | Union 1 In. | 2 |
| 17 | FP-080-80 | Pipe 1 x 46 1/4 (R-L) | 1 |
| 18 | FP-080-80 | Pipe 1 x 46 1/4 (R-L) | 1 |
| 19 | FP-019-81 | Pipe Tee – 1 x 1/4 x 1 | 1 |
| 20 | FP-028-06 | Plug 1/4 Pipe | 1 |



STEAM BOOSTER (SINGLE-STEAM INJECTOR)

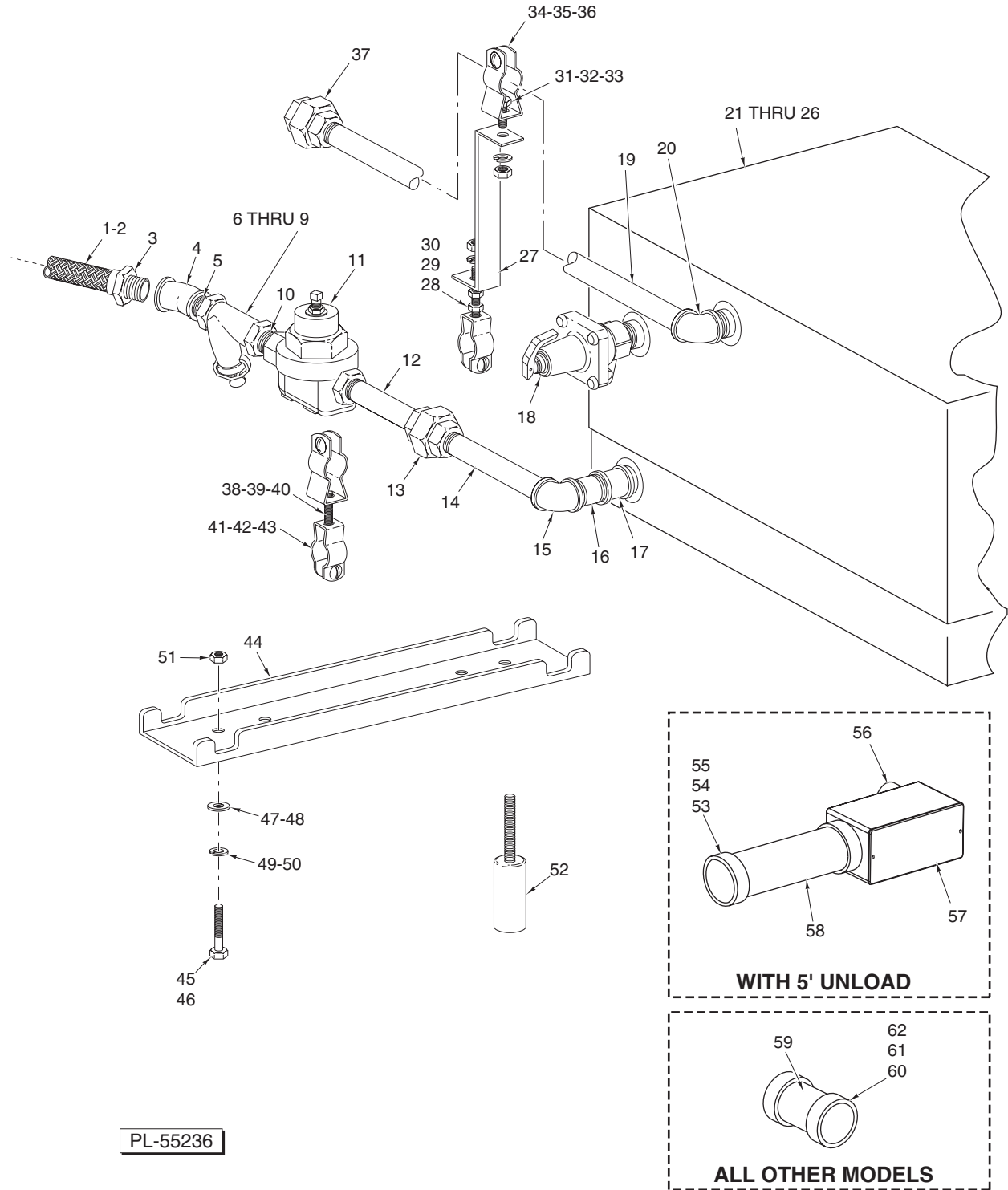
| ILLUS. | PART NO. | NAME OF PART | AMT. |
|----------|-----------|---|------|
| PL-55272 | | | |
| 1 | FP-022-23 | Union 1 In. | 1 |
| 2 | FP-059-32 | Pipe 1 x 2 ¹ / ₂ (R-L) | 1 |
| 3 | FP-013-25 | Elbow 1 x 45 Deg. | 1 |
| 4 | FP-059-41 | Pipe 1 x 1 ³ / ₄ TBE | 1 |
| 5 | 00-892149 | Valve 1 In. Ball | 1 |

STEAM BOOSTER (SINGLE-STEAM INJECTOR) (Cont.)

| ILLUS. | PART NO. | NAME OF PART | AMT. |
|--------|-----------------|---|------|
| | PL-55272 | | |
| 6 | FP-019-43 | Tee – Pipe 1 x 1 x 1 1/2 | 1 |
| 7 | FP-036-17 | Nipple 1 x 1 1/2 TBE | 2 |
| 8 | 00-892149 | Valve 1 In. Ball | 1 |
| 9 | FP-022-23 | Union 1 In. | 1 |
| 10 | FP-036-17 | Nipple 1 x 1 1/2 TBE | 2 |
| 11 | 00-082229 | Strainer – Line (1 In.) (Previous Construction) | 1 |
| 12 | 00-748967 | Strainer – Line (1 In.) (Current Construction) | 1 |
| 13 | FP-028-06 | Plug 1/4 Pipe | 1 |
| 14 | FP-019-81 | Pipe Tee – 1 x 1/4 x 1 | 1 |
| 15 | FP-036-17 | Nipple 1 x 1 1/2 TBE | 2 |
| 16 | 00-749982 | Valve – Steam 1 In., 125 PSI | 1 |
| 17 | 00-892071 | Repair Kit – Solenoid Valve | 1 |
| 18 | 00-892038 | Coil – Solenoid Valve 110-120 V. | 1 |
| 19 | 00-476615 | Connector – D.I.N. | 1 |
| 20 | 00-064880 | Valve – 1 In. Safety | 1 |
| 21 | FP-022-23 | Union 1 In. | 1 |
| 22 | FP-059-50 | Pipe 1 x 2 | 1 |
| 23 | FP-013-27 | Elbow – Pipe 1 x 90 Deg. | 1 |
| 24 | FP-036-25 | Pipe 1 x 24 | 1 |
| 25 | FP-059-50 | Pipe 1 x 2 | 1 |
| 26 | FP-013-27 | Elbow – Pipe 1 x 90 Deg. | 1 |
| 27 | FP-019-38 | Tee – Pipe 1 x 1 x 1 | 1 |
| 28 | FP-036-17 | Nipple 1 x 1 1/2 TBE | 2 |
| 29 | 00-749585-00001 | Strap – Steam Booster (260/320/380) | 2 |
| 30 | FP-013-27 | Elbow – Pipe 1 x 90 Deg. | 1 |
| 31 | FP-036-17 | Nipple 1 x 1 1/2 TBE | 1 |
| 32 | FP-026-45 | Bushing – Pipe 2 In. to 1 In. B.I. | 1 |
| 33 | 00-081986-00001 | Heater – Thrush Water #260 | 1 |
| 34 | 00-081986-00002 | Heater – Thrush Water #320 | 1 |
| 35 | 00-081986-00003 | Heater – Thrush Water #380 | 1 |
| 36 | 00-118316 | Steam Trap (0-20 PSI) | 1 |
| 37 | 00-118317 | Steam Trap (21-50 PSI) | 1 |
| 38 | FP-036-92 | Nipple 3/4 x 1 3/8 TBE | 1 |
| 39 | FP-022-17 | Union 3/4 (Grd. Seat) | 1 |
| 40 | FP-036-92 | Nipple 3/4 x 1 3/8 TBE | 1 |
| 41 | FP-026-64 | Bushing – Pipe 2 to 3/4 | 1 |
| 42 | FP-036-92 | Nipple 3/4 x 1 3/8 TBE | 1 |
| 43 | FP-013-22 | Elbow 3/4 x 90 Deg. | 1 |
| 44 | 00-082010 | Valve – Safety Relief (3/4 In.) | 1 |
| 45 | FP-041-50 | Pipe 3/4 x 1 3/8 TBE (Brass) | 1 |
| 46 | FP-019-28 | Tee – Pipe 3/4 x 3/4 x 3/4 (Brass) | 1 |
| 47 | FP-041-89 | Pipe 3/4 x 5 1/8 TBE | 1 |
| 48 | FP-027-32 | Bushing – Pipe 2 In. to 3/4 In. (Brass) | 2 |
| 49 | FP-041-50 | Pipe 3/4 x 1 3/8 TBE (Brass) | 1 |
| 50 | FP-019-35 | Tee – Pipe 3/4 x 1/2 x 3/4 | 1 |
| 51 | FP-027-13 | Bushing – Pipe 1/2 to 3/8 (Brass) | 1 |
| 52 | 00-119611 | Valve – Pressure Regulating 3/4 In. | 1 |
| 53 | FP-041-50 | Pipe 3/4 x 1 3/8 TBE (Brass) | 2 |
| 54 | FP-041-82 | Pipe 3/4 x 4 3/8 TBE | 1 |
| 55 | FP-015-23 | Elbow – Pipe 3/4 x 90 Deg. (Brass) | 1 |
| 56 | 00-186922 | Strainer – Line 3/4 (Brass) (Incls. Items 57, 58, & 59) | 1 |
| 57 | 00-186923 | Plug – Branch (3/4 In. Line Strainer) | 1 |
| 58 | 00-186924 | Gasket (3/4 In. Line Strainer) | 1 |
| 59 | 00-186925 | Screen (3/4 In. Line Strainer) | 1 |
| 60 | FP-015-23 | Elbow – Pipe 3/4 x 90 Deg. (Brass) | 1 |
| 61 | FP-041-50 | Pipe 3/4 x 1 3/8 TBE (Brass) | 1 |
| 62 | 00-749588 | Support – Steam Booster | 2 |
| 63 | 00-476390 | Bar – Booster Support | 2 |
| 64 | 00-475874 | Foot | 4 |
| | 00-476745-00015 | Cable Assy. – Steam Booster Valve | 1 |
| | 00-289091-00001 | Kit – Service Repair (Use for Item 52) | 1 |

**STEAM BOOSTER
(DOUBLE-STEAM INJECTOR)**

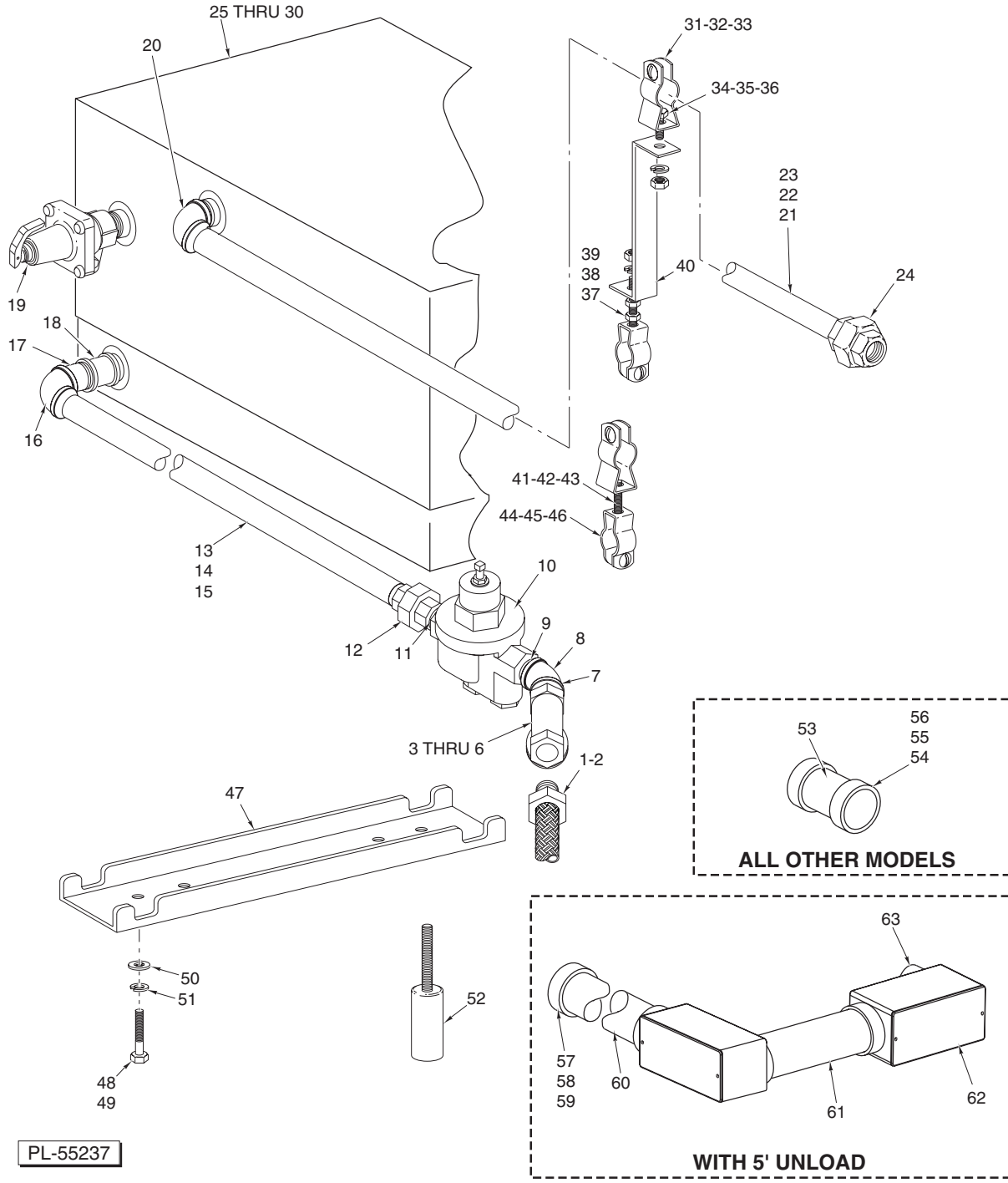
| ILLUS. PL-55273 | PART NO. | NAME OF PART | AMT. |
|--------------------|-----------|---|------|
| 1 | FP-022-23 | Union 1 In. | 1 |
| 2 | FP-059-41 | Pipe 1 x 1 ³ / ₄ TBE | 1 |
| 3 | FP-013-25 | Elbow 1 x 45 Deg. | 1 |
| 4 | FP-059-41 | Pipe 1 x 1 ³ / ₄ TBE | 1 |
| 5 | 00-892149 | Valve 1 In. Ball | 1 |
| 6 | FP-059-41 | Pipe 1 x 1 ³ / ₄ TBE | 1 |
| 7 | FP-026-45 | Bushing – Pipe 2 In. to 1 In. | 1 |
| 8 | FP-019-62 | Tee – Pipe 2 In. to 1 In. | 1 |
| 9 | FP-036-56 | Pipe 2 In. x 2 In. TBE | 1 |
| 10 | FP-026-59 | Bushing – Pipe 3 In. to 2 In. | 1 |
| 11 | FP-089-38 | Tee – Pipe 3 x 3 x 3 | 1 |
| 12 | FP-026-59 | Bushing – Pipe 3 In. to 2 In. | 1 |
| 13 | FP-026-45 | Bushing – Pipe 2 In. to 1 In. | 1 |
| 14 | FP-036-17 | Nipple 1 x 1 ¹ / ₂ TBE | 2 |
| 15 | 00-892149 | Valve 1 In. Ball | 1 |
| 16 | FP-036-17 | Nipple 1 x 1 ¹ / ₂ TBE | 2 |
| 17 | FP-022-23 | Union 1 In. | 1 |
| 18 | FP-036-17 | Nipple 1 x 1 ¹ / ₂ TBE | 2 |
| 19 | 00-748967 | Stainer – Line (1 In.) | 1 |
| 20 | FP-028-06 | Plug ¹ / ₄ Pipe | 1 |
| 21 | FP-019-81 | Pipe – Tee 1 x ¹ / ₄ x 1 | 1 |
| 22 | FP-036-17 | Nipple 1 x 1 ¹ / ₂ TBE | 1 |
| 23 | 00-749982 | Valve – Steam 1 In., (125 PSI) | 1 |
| 24 | 00-892038 | Coil – Solenoid Valve (110-120 V.) | 1 |
| 25 | 00-476615 | Connector – D.I.N. | 1 |
| 26 | 00-064880 | Valve – 1 In. Safety | 1 |
| 27 | FP-022-23 | Union 1 In. | 1 |
| 28 | FP-059-50 | Pipe 1 x 2 | 1 |
| 29 | FP-013-27 | Elbow – Pipe 1 x 90 Deg. | 1 |
| 30 | FP-036-25 | Pipe 1 x 24 | 1 |
| 31 | FP-059-50 | Pipe 1 x 2 | 1 |
| 32 | FP-013-27 | Elbow – Pipe 1 x 90 Deg. | 1 |
| 33 | FP-019-38 | Tee – Pipe 1 x 1 x 1 | 1 |
| 34 | FP-036-17 | Nipple 1 x 1 ¹ / ₂ TBE | AR |
| 35 | FP-028-34 | Plug – Pipe | AR |
| 36 | FP-026-45 | Bushing – Pipe 2 In. to 1 In. | 1 |
| 37 | FP-036-19 | Pipe 1 In. x 3.000 In. | 1 |
| 38 | 00-892149 | Valve 1 In. Ball | 1 |
| 39 | FP-022-23 | Union 1 In. | 1 |
| 40 | FP-059-41 | Pipe 1 x 1 ³ / ₄ TBE | 1 |
| 41 | FP-059-41 | Pipe 1 x 1 ³ / ₄ TBE | 1 |
| 42 | FP-013-27 | Elbow – Pipe 1 x 90 Deg. | 1 |
| 43 | FP-036-17 | Nipple 1 x 1 ¹ / ₂ TBE | 2 |
| 44 | FP-013-27 | Elbow – Pipe 1 x 90 Deg. | 1 |
| 45 | FP-058-64 | Pipe 1 In. x 6.000 In. | 1 |
| 46 | FP-028-34 | Plug – Pipe | AR |
| 47 | FP-026-59 | Bushing – Pipe 3 In. to 2 In. | AR |
| | 00-892071 | Service Repair Kit – 1 In. Steam Valve | 1 |



ELECTRIC BOOSTER (R-L)

ELECTRIC BOOSTER (R-L)

| ILLUS. | PART NO. | NAME OF PART | AMT. |
|--------|-----------------|--|------|
| | PL-55236 | | |
| 1 | 00-749153-00001 | Hose – Water 3/4 In. x 66 In. Lg. (Braid – SST) (Standard Height) | 1 |
| 2 | 00-749153-00002 | Hose – Water 3/4 In. x 84 In. Lg. (Braid – SST) (6 In. Higher Than Standard) | 1 |
| 3 | 00-749375 | Connector | 1 |
| 4 | FP-015-22 | Elbow Pipe 3/4 x 45 Deg. | 1 |
| 5 | FP-041-50 | Pipe 3/4 x 1 3/8 TBE (Brass) | 2 |
| 6 | 00-186922 | Strainer – Line (3/4 In.) (Incls. Items 7, 8, & 9) | 1 |
| 7 | 00-186923 | Plug – Branch (3/4 In. Line Strainer) | 1 |
| 8 | 00-186924 | Gasket (3/4 In. Line Strainer) | 1 |
| 9 | 00-186925 | Screen (3/4 In. Line Strainer) | 1 |
| 10 | FP-041-50 | Pipe 3/4 x 1 3/8 TBE (Brass) | 1 |
| 11 | 00-119611 | Valve – Pressure Regulating 3/4 In. | 1 |
| 12 | FP-041-98 | Pipe 3/4 x 6 1/2 TBE (Brass) | 2 |
| 13 | FP-022-18 | Union – Pipe 3/4 Straight, Female (Brass) | 1 |
| 14 | FP-041-90 | Pipe 3/4 x 5 3/8 TBE (Brass) | 1 |
| 15 | FP-015-23 | Elbow – Pipe 3/4 x 90 Deg. (Brass) | 1 |
| 16 | FP-041-53 | Nipple 3/4 x 1 3/4 Lg. TBE (Brass) | 1 |
| 17 | FP-023-25 | Coupling – Pipe 3/4 x 90 Deg. | 1 |
| 18 | 00-114845 | Valve 3/4 Pressure Relief | 1 |
| 19 | FP-042-31 | Pipe 3/4 x 12 1/4 TBE (Brass) | 1 |
| 20 | FP-015-23 | Elbow – Pipe 3/4 x 90 Deg. (Brass) | 1 |
| 21 | 00-185768-00001 | Electric Water Booster (200/208 V., 39 kW) | 1 |
| 22 | 00-185768-00002 | Electric Water Booster (230/240 V., 39 kW) | 1 |
| 23 | 00-185768-00003 | Electric Water Booster (460/480 V., 39 kW) | 1 |
| 24 | 00-287188-00003 | Electric Water Booster (200/208 V., 58.5 kW) | 1 |
| 25 | 00-287188-00004 | Electric Water Booster (230/240 V., 58.5 kW) | 1 |
| 26 | 00-287188-00006 | Electric Water Booster (460/480 V., 58.5 kW) | 1 |
| 27 | 00-748285-00001 | Support – Piping (Booster Outlet) (R-L) | 1 |
| 28 | SC-041-01 | Cap Screw 1/4-20 x 3/4 Hex Hd. (SST) | 1 |
| 29 | WL-006-17 | Lockwasher 1/4 Medium | 1 |
| 30 | NS-015-01 | Nut 1/4-20 Hex (SST) | 1 |
| 31 | SC-041-01 | Cap Screw 1/4-20 x 3/4 Hex Hd. (SST) | 1 |
| 32 | WL-006-17 | Lockwasher 1/4 Medium | 1 |
| 33 | NS-015-01 | Nut 1/4-20 Hex (SST) | 1 |
| 34 | 00-064901 | Hanger | 2 |
| 35 | SC-021-27 | Mach. Screw 10-24 x 1 Rd. Hd. | 2 |
| 36 | 00-074348 | Speed Nut 10-24 | 1 |
| 37 | FP-022-18 | Union – Pipe 3/4 Straight Female (Brass) | 1 |
| 38 | SC-021-40 | Mach. Screw 1/4-20 x 3/4 Slotted Rd. Hd. | 1 |
| 39 | WL-006-17 | Lockwasher 1/4 Medium | 2 |
| 40 | NS-015-01 | Nut 1/4-20 Hex (SST) | 2 |
| 41 | 00-064901 | Hanger | 2 |
| 42 | SC-021-27 | Mach. Screw 10-24 x 1 Rd. Hd. | 2 |
| 43 | 00-074348 | Speed Nut 10-24 | 2 |
| 44 | 00-476622 | Support – Electric Booster | 2 |
| 45 | SC-041-62 | Cap Screw 5/16-18 x 2 1/2 Hex (SST) (5 Ft. W/Circuit Breaker Only) | 4 |
| 46 | SC-041-45 | Cap Screw 1/2-13 x 1 1/2 Hex (SST) (All Other Models) | 4 |
| 47 | WS-008-48 | Washer | 4 |
| 48 | WS-017-01 | Washer (SST) (5 Ft. W/Circuit Breaker Only) | 4 |
| 49 | WL-006-35 | Lockwasher 1/2 Light | 4 |
| 50 | WL-006-23 | Lockwasher 5/16 Helical (SST) (5 Ft. W/Circuit Breaker Only) | 4 |
| 51 | NS-015-11 | Nut 5/16-18 (SST) (5 Ft. W/Circuit Breaker Only) | 4 |
| 52 | 00-475874 | Foot | AR |
| 53 | FE-025-74 | Adapter (5 Ft. Only) | 1 |
| 54 | FE-025-77 | Gasket (5 Ft. Only) | 1 |
| 55 | FE-012-19 | Lock Nut 2 In. (5 Ft. Only) | 1 |
| 56 | FE-025-75 | Adapter (5 Ft. Only) | 1 |
| 57 | FE-025-76 | Conduit – Box (5 Ft. Only) | 1 |
| 58 | 00-748412-00001 | Conduit 2 In. Lg. (5 Ft. Only) | 1 |
| 59 | FE-005-57 | Nipple – Pipe 2 In. (All Other Models) | 1 |
| 60 | FE-012-21 | Bushing (All Other Models) | 1 |
| 61 | FE-025-77 | Gasket (All Other Models) | 2 |
| 62 | FE-012-19 | Lock Nut 2 In. (All Other Models) | 2 |
| | 00-289091-00001 | Kit – Service Repair (Use for Item 11) | 1 |
| | 00-476745-00015 | Cable Assy. – Electric Booster | 1 |



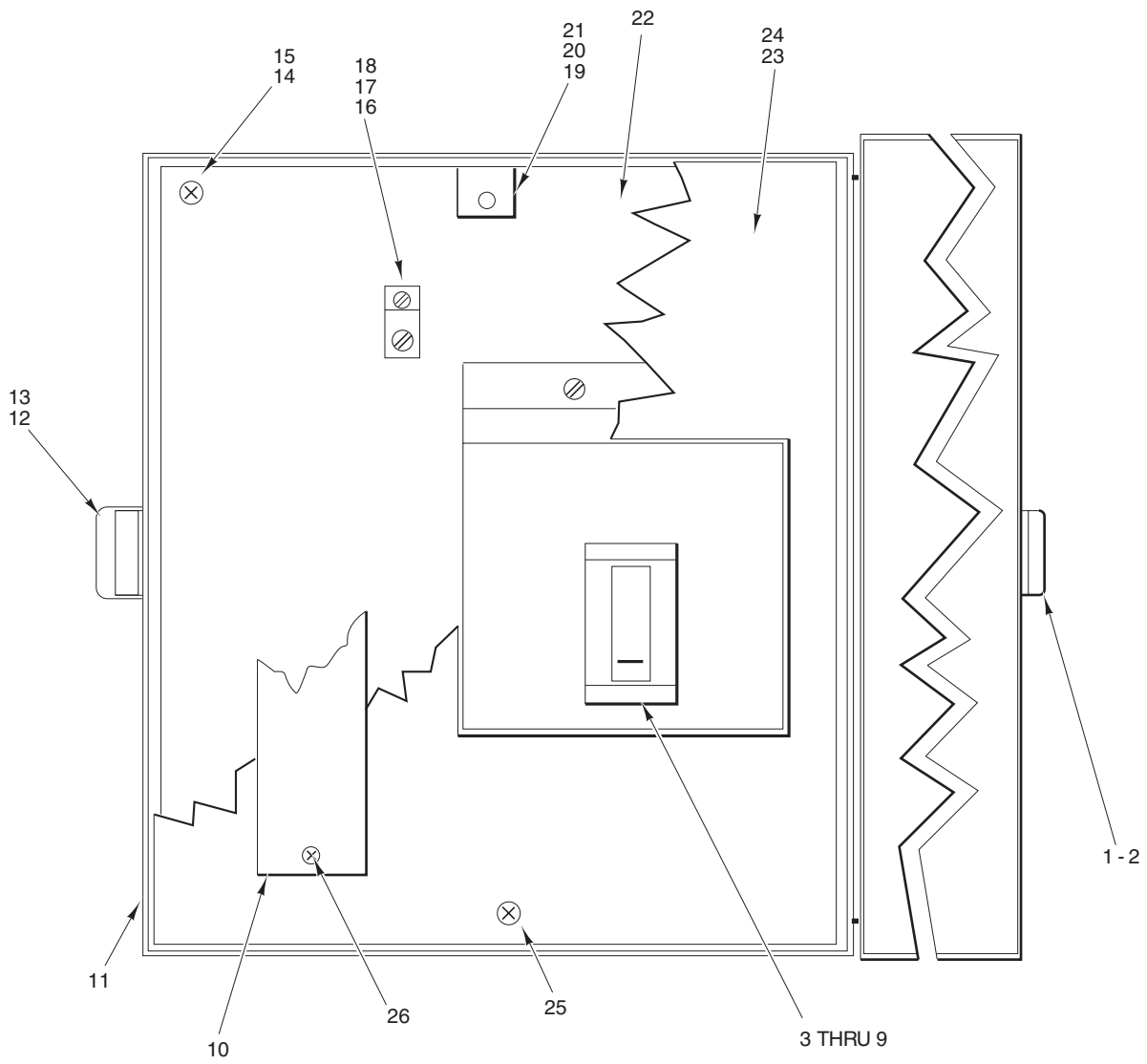
PL-55237

ELECTRIC BOOSTER (L-R)

| ILLUS. | PART NO. | NAME OF PART | AMT. |
|--------|-----------------|--|------|
| 1 | 00-749153-00001 | Hose – Water 3/4 In. x 66 In. Lg. (Braid – SST) (Standard Height) | 1 |
| 2 | 00-749153-00002 | Hose – Water 3/4 In. x 84 In. Lg. (Braid – SST) (6 In. Higher Than Standard) | 1 |
| 3 | 00-186922 | Strainer – Line (3/4 In.) (Incls. Items 4, 5, & 6) | 1 |
| 4 | 00-186923 | Plug – Branch (3/4 In. Line Strainer) | 1 |

ELECTRIC BOOSTER (L-R) (Cont.)

| ILLUS. | PART NO. | NAME OF PART | AMT. |
|----------|-----------------|--|------|
| PL-55237 | | | |
| 5 | 00-186924 | Gasket (3/4 In. Line Strainer) | 1 |
| 6 | 00-186925 | Screen (3/4 In. Line Strainer) | 1 |
| 7 | FP-041-50 | Pipe 3/4 x 1 3/8 TBE (Brass) | 1 |
| 8 | FP-015-22 | Elbow Pipe 3/4 x 45 Deg. | 1 |
| 9 | FP-041-50 | Pipe 3/4 x 1 3/8 TBE (Brass) | 1 |
| 10 | 00-119611 | Valve – Pressure Regulating 3/4 In. | 1 |
| 11 | FP-041-50 | Pipe 3/4 x 1 3/8 TBE (Brass) | 1 |
| 12 | FP-022-18 | Union – Pipe 3/4 Straight, Female (Brass) | 1 |
| 13 | FP-082-60 | Pipe 3/4 x 21.000 | 1 |
| 14 | FP-089-08 | Pipe 3/4 x 29.500 | 1 |
| 15 | FP-042-52 | Pipe 3/4 x 18.375 | 1 |
| 16 | FP-015-23 | Elbow – Pipe 3/4 x 90 Deg. (Brass) | 1 |
| 17 | FP-041-53 | Nipple 3/4 x 1 3/4 Lg. TBE (Brass) | 1 |
| 18 | FP-023-25 | Coupling – Pipe 3/4 x 90 Deg. | 1 |
| 19 | 00-114845 | Valve 3/4 Pressure Relief | 1 |
| 20 | FP-015-23 | Elbow – Pipe 3/4 x 90 Deg. (Brass) | 1 |
| 21 | FP-042-40 | Pipe 3/4 x 14 5/8 | 1 |
| 22 | FP-082-60 | Pipe 3/4 x 21.000 | 1 |
| 23 | FP-089-08 | Pipe 3/4 x 32.000 (All Other Models) | 1 |
| 24 | FP-022-18 | Union – Pipe 3/4 Straight Female (Brass) | 1 |
| 25 | 00-185768-00001 | Electric Water Booster (200/208 V., 39 kW) | AR |
| 26 | 00-185768-00002 | Electric Water Booster (230/240 V., 39 kW) | AR |
| 27 | 00-185768-00003 | Electric Water Booster (460/480 V., 39 kW) | AR |
| 28 | 00-287188-00003 | Electric Water Booster (200/208 V., 58.5 kW) | AR |
| 29 | 00-287188-00004 | Electric Water Booster (230/240 V., 58.5 kW) | AR |
| 30 | 00-287188-00006 | Electric Water Booster (460/480 V., 58.5 kW) | AR |
| 31 | 00-064901 | Hanger | 2 |
| 32 | SC-021-27 | Mach. Screw 10-24 x 1 Rd. Hd. | 2 |
| 33 | 00-074348 | Speed Nut 10-24 | 1 |
| 34 | SC-041-01 | Cap Screw 1/4-20 x 3/4 Hex Hd. (SST) | 1 |
| 35 | WL-006-17 | Lockwasher 1/4 Medium | 1 |
| 36 | NS-015-01 | Nut 1/4-20 Hex (SST) | 1 |
| 37 | SC-041-01 | Cap Screw 1/4-20 x 3/4 Hex Hd. (SST) | 1 |
| 38 | WL-006-17 | Lockwasher 1/4 Medium | 1 |
| 39 | NS-015-01 | Nut 1/4-20 Hex (SST) | 1 |
| 40 | 00-748285-00002 | Support – Piping (Booster Outlet) (L-R) | 1 |
| 41 | SC-021-40 | Mach. Screw 1/4-20 x 3/4 Slotted Rd. Hd. | 1 |
| 42 | WL-006-17 | Lockwasher 1/4 Medium | 2 |
| 43 | NS-015-01 | Nut 1/4-20 Hex (SST) | 2 |
| 44 | 00-064901 | Hanger | 2 |
| 45 | SC-021-27 | Mach. Screw 10-24 x 1 Rd. Hd. | 2 |
| 46 | 00-074348 | Speed Nut 10-24 | 2 |
| 47 | 00-476622 | Support – Electric Booster | 2 |
| 48 | SC-041-62 | Cap Screw 5/16-18 x 2 1/2 Hex (SST) (5 Ft. W/Circuit Breaker Only) | 4 |
| 49 | SC-041-45 | Cap Screw 1/2-13 x 1 1/2 Hex (SST) (All Other Models) | 4 |
| 50 | WS-008-48 | Washer | 4 |
| 51 | WL-006-35 | Lockwasher 1/2 Light | 4 |
| 52 | 00-475874 | Foot | AR |
| 53 | FE-005-57 | Nipple – Pipe 2 In. (All Other Models) | 1 |
| 54 | FE-012-21 | Bushing (All Other Models) | 1 |
| 55 | FE-025-77 | Gasket (All Other Models) | 2 |
| 56 | FE-012-19 | Lock Nut 2 In. (All Other Models) | 2 |
| 57 | FE-025-74 | Adapter (5 Ft. Only) | 1 |
| 58 | FE-025-77 | Gasket (5 Ft. Only) | 1 |
| 59 | FE-012-19 | Lock Nut 2 In. (5 Ft. Only) | 1 |
| 60 | 00-748412-00003 | Conduit 15.500 In. Lg. (5 Ft. Only) | 1 |
| 61 | 00-748412-00002 | Conduit 17.125 In. Lg. (5 Ft. Only) | 1 |
| 62 | FE-025-76 | Conduit – Box (5 Ft. Only) | 1 |
| 63 | FE-025-75 | Adapter (5 Ft. Only) | 1 |
| | 00-289091-00001 | Kit – Service Repair (Use for Item 10) | 1 |
| | 00-476745-00015 | Cable Assy. – Electric Booster | 1 |

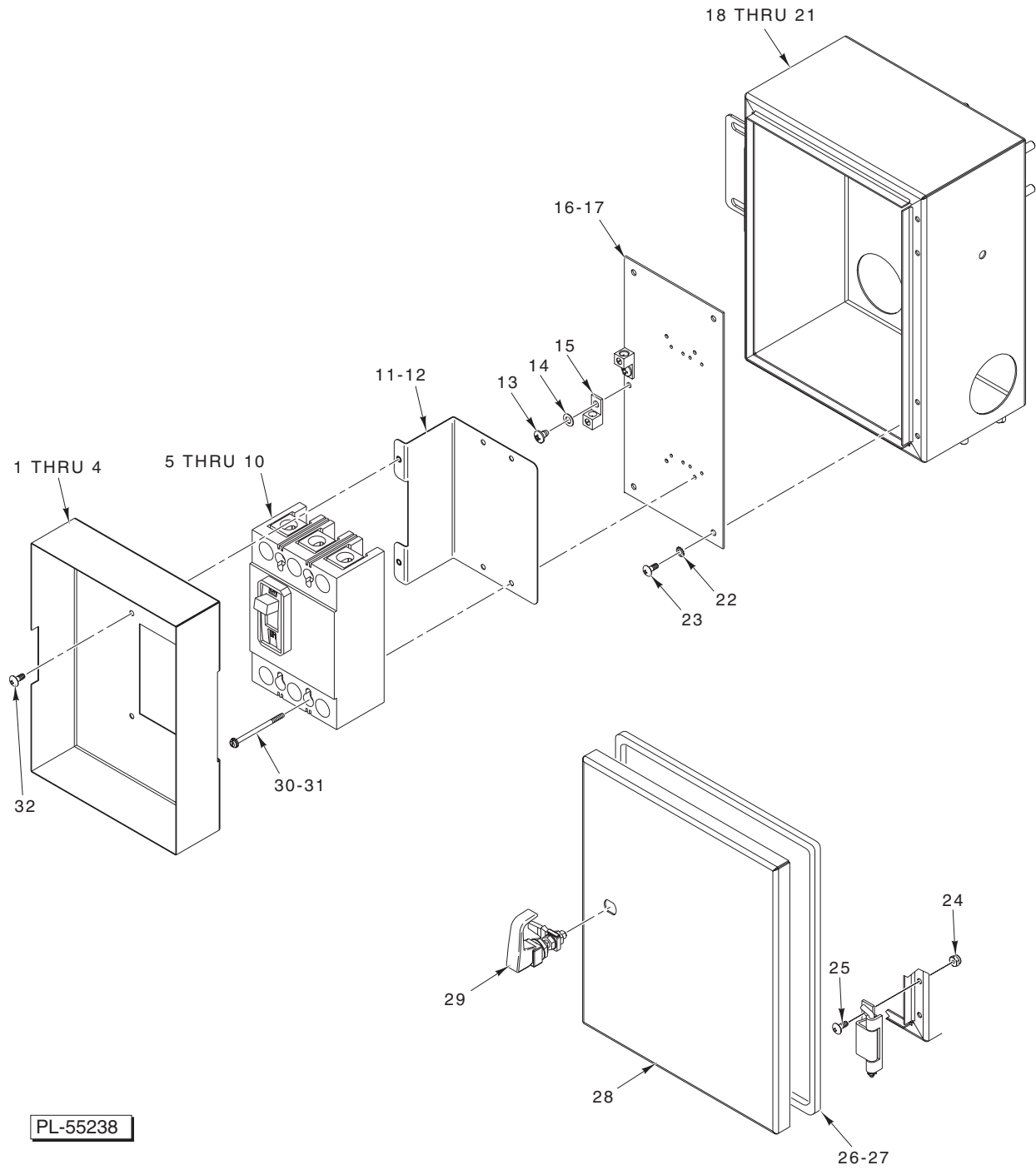


PL-53112

**CIRCUIT BREAKER – ELECTRIC BOOSTER
(MOUNTED ON ELECTRIC BOOSTER)
(PREVIOUS CONSTRUCTION)**

**CIRCUIT BREAKER – ELECTRIC BOOSTER
(MOUNTED ON ELECTRIC BOOSTER)
(PREVIOUS CONSTRUCTION)**

| ILLUS. | PART NO. | NAME OF PART | AMT. |
|----------|-----------------|--|------|
| PL-53112 | | | |
| 1 | 00-185014-00003 | Catch (Less Clamp) | 1 |
| 2 | SD-007-38 | Self-Tapping Screw 8-18 x 1/4 Phil. Bind Hd., Type B | 2 |
| 3 | 00-276259-00006 | Circuit Breaker (90 Amp.) | 1 |
| 4 | 00-276259-00011 | Circuit Breaker (60 Amp.) | 1 |
| 5 | 00-289432-00001 | Circuit Breaker (125 Amp.) | 1 |
| 6 | 00-289432-00004 | Circuit Breaker (200 Amp.) | 1 |
| 7 | 00-163679-00005 | Circuit Breaker (600 V., 60 Amp.) | 1 |
| 8 | 00-163679-00006 | Circuit Breaker (600 V., 90 Amp.) | 1 |
| 9 | SC-060-10 | Mach. Screw 8-32 x 3 Rd. Hd. | 4 |
| 10 | 00-186116 | Shield – Protective (W/O Isolation Switches) | 1 |
| 11 | 00-186124-00003 | Box Assy. (W/O Latches) | 1 |
| 12 | 00-185014-00002 | Clamp (Less Catch) | 1 |
| 13 | SD-007-38 | Self-Tapping Screw 8-18 x 1/4 Phil. Bind Hd., Type B | 2 |
| 14 | SC-066-06 | Mach. Screw 10-24 x 1/2 Phil. Truss Hd. (SST) | 4 |
| 15 | WL-014-07 | Lockwasher #10 External Shakeproof (SST) | 4 |
| 16 | 00-118544-00001 | Lug – Solderless | 1 |
| 17 | SD-034-59 | Self-Tapping Screw 10-32 x 3/8 Phil. Pan Hd., Type T | 1 |
| 18 | WL-007-12 | Lockwasher #10 External Shakeproof | 1 |
| 19 | 00-186128-00001 | Bracket – Cover Support | 2 |
| 20 | SC-053-02 | Mach. Screw 10-24 x 1/2 Truss Hd. (SST) | 2 |
| 21 | WL-014-07 | Lockwasher #10 External Shakeproof (SST) | 2 |
| 22 | 00-186131 | Plate – Base | 1 |
| 23 | 00-186115-00002 | Cover – Protective (39 kW Booster) | 1 |
| 24 | 00-292886 | Cover – Protective (Under 250 V., 58.5 kW Booster) | 1 |
| 25 | SC-053-02 | Mach. Screw 10-24 x 1/2 Truss Hd. (SST) | 2 |
| 26 | SD-008-25 | Self-Tapping Screw 10-16 x 1/2 Phil. Pan Hd., Type B | 2 |

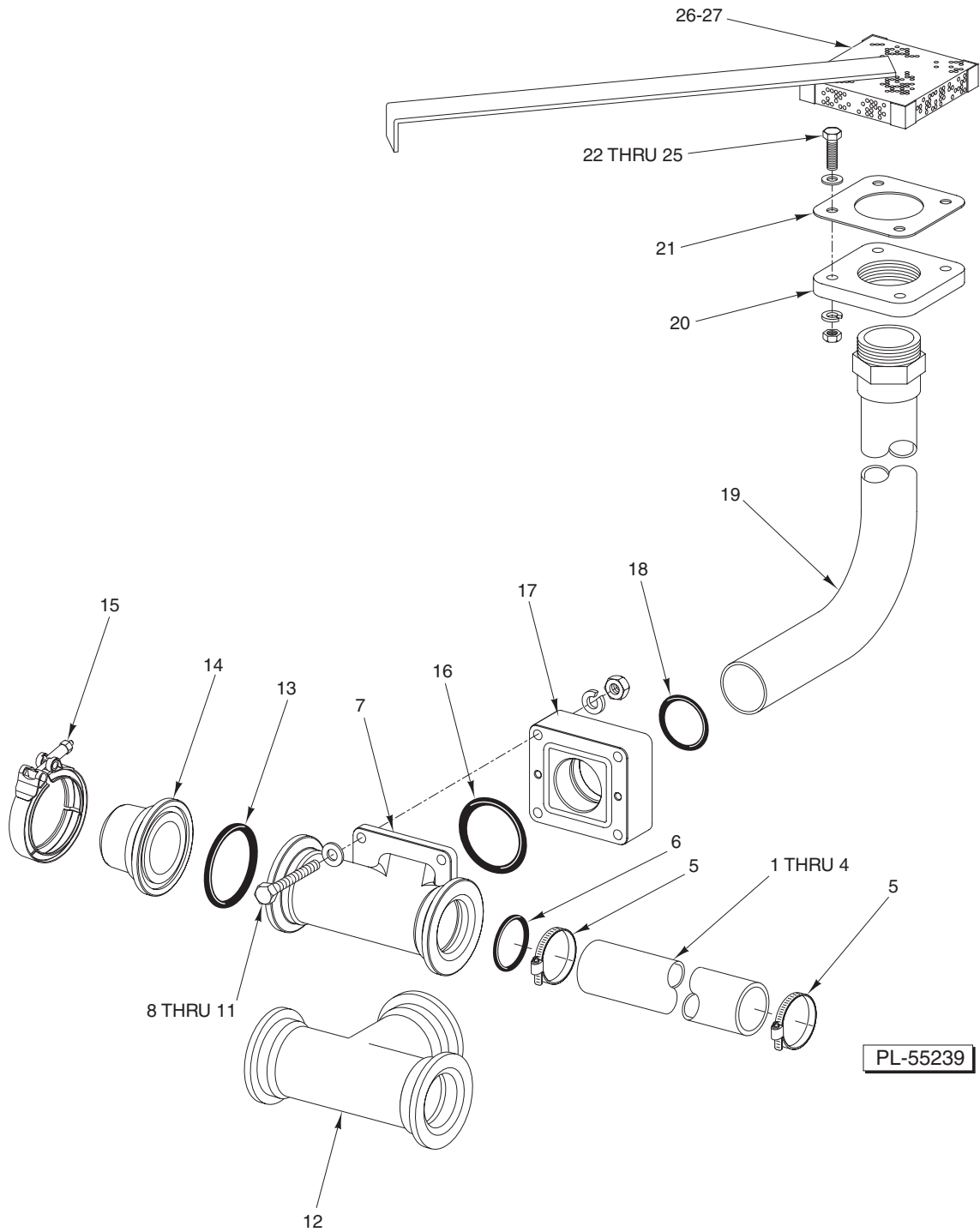


CIRCUIT BREAKER BOX

CIRCUIT BREAKER BOX

| ILLUS. | PART NO. | NAME OF PART | AMT. |
|----------|-----------------|--|------|
| PL-55238 | | | |
| 1 | 00-748461-00001 | Cover – Circuit Breaker, 125 Amp./200 Amp. (L-R) | 1 |
| 2 | 00-748461-00002 | Cover – Circuit Breaker, 125 Amp./200 Amp. (R-L) | 1 |
| 3 | 00-748434-00001 | Cover – Circuit Breaker, 50 Amp./60 Amp./70 Amp./90 Amp. (L-R) | 1 |
| 4 | 00-748434-00002 | Cover – Circuit Breaker, 50 Amp./60 Amp./70 Amp./90 Amp. (R-L) | 1 |
| 5 | 00-748837-00001 | Circuit Breaker – 125 Amp. (Under 250 V.) | 1 |
| 6 | 00-748837-00004 | Circuit Breaker – 200 Amp. (Under 250 V.) | 1 |
| 7 | 00-476250-00006 | Circuit Breaker – 50 Amp. (600 V.) | 1 |
| 8 | 00-476250-00007 | Circuit Breaker – 60 Amp. (380/480 V.) | 1 |
| 9 | 00-476250-00008 | Circuit Breaker – 70 Amp. (600 V.) | 1 |
| 10 | 00-476250-00010 | Circuit Breaker – 90 Amp. (380/480 V.) | 1 |
| 11 | 00-748435 | Bracket – Circuit Breaker (380/480 V./600 V.) | 1 |
| 12 | 00-748874 | Bracket – Circuit Breaker (Under 250 V.) | 1 |
| 13 | SD-035-77 | Self-Tapping Screw 1/4-20 x 3/8 Phil. Pan Hd., Type TT | AR |
| 14 | WL-007-15 | Lockwasher 1/4 External Shakeproof | AR |
| 15 | 00-118544-00002 | Lug – Grounding | AR |
| 16 | 00-748386-00001 | Plate – Base (5 Ft. L-R) | 1 |
| 17 | 00-748386-00002 | Plate – Base (5 Ft. R-L And All Others) | 1 |
| 18 | 00-748385-00001 | Breaker Box Assy. (5 Ft. L-R) | 1 |
| 19 | 00-748385-00002 | Breaker Box Assy. (5 Ft. R-L) | 1 |
| 20 | 00-748385-00003 | Breaker Box Assy. (All Except 5 Ft.) (Service Only) | 1 |
| *21 | 00-892664 | Breaker Box Assy. (All Except 5 Ft.) | 1 |
| 22 | WL-014-07 | Lockwasher #10 External Shakeproof (SST) | 4 |
| 23 | SC-066-06 | Mach. Screw 10-24 x 1/2 Phil. Truss Hd. (SST) | 4 |
| 24 | NS-031-05 | Stop Nut 8-32 Elastic | 4 |
| 25 | SC-066-06 | Mach. Screw 10-24 x 1/2 Phil. Truss Hd. (SST) | 4 |
| 26 | 00-476871-00005 | Gasket | 1 |
| *27 | 00-476871-00006 | Gasket | 1 |
| 28 | 00-748384 | Lid – Breaker Box Assy. | 1 |
| 29 | 00-748437 | Latch – Breaker Box | 1 |
| 30 | 00-476250-00012 | Kit – Circuit Breaker Mounting | 1 |
| 31 | 00-748837-00006 | Kit – Circuit Breaker Mounting (600 V.) | 1 |
| 32 | SC-066-06 | Mach. Screw 10-24 x 1/2 Phil. Truss Hd. (SST) | 2 |

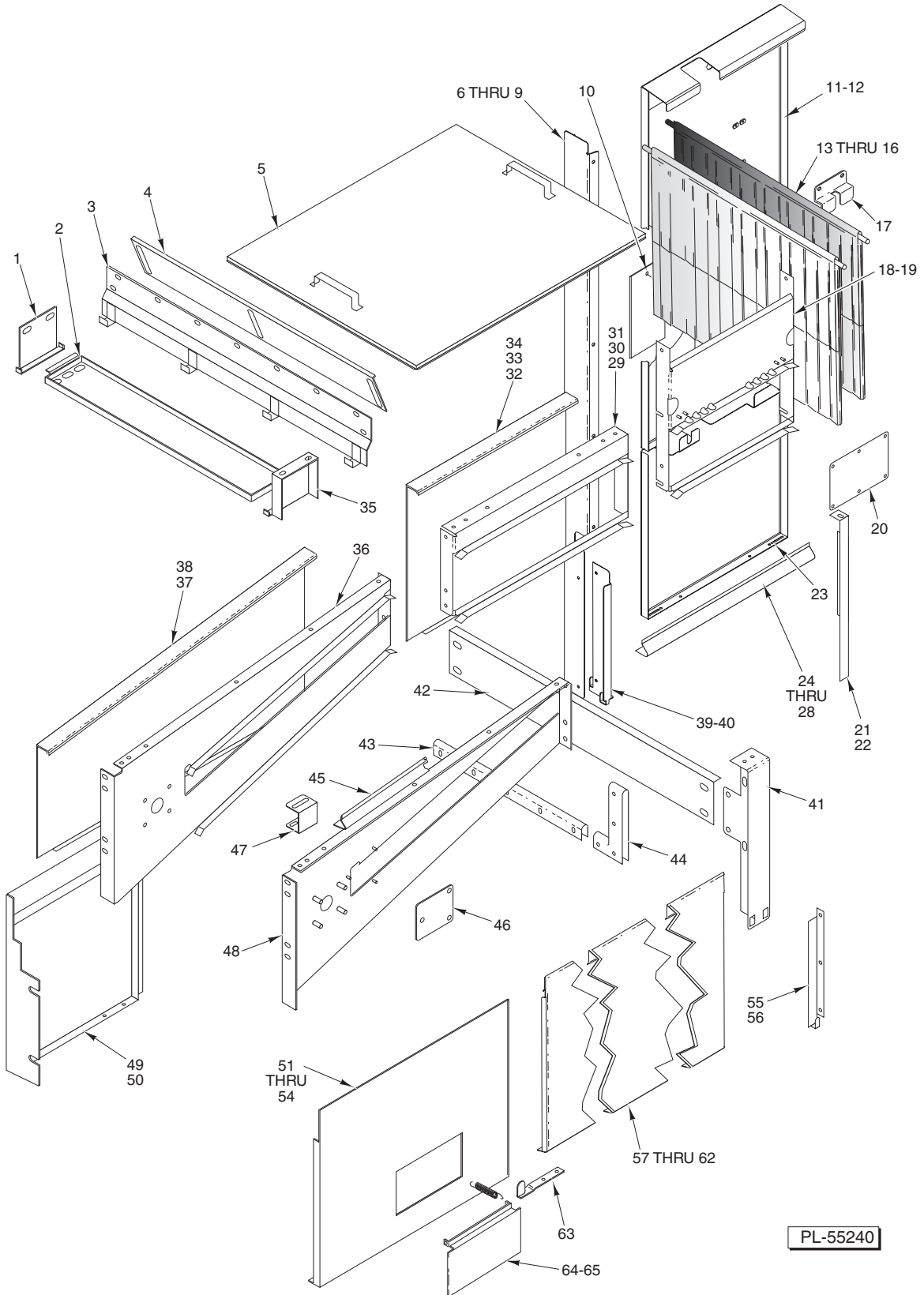
* Use For Units Built After 4/3/2002.



**DRAIN UNIT
(UNLOAD SECTION - AS REQUIRED)**

**DRAIN UNIT
(UNLOAD SECTION – AS REQUIRED)**

| ILLUS. | PART NO. | NAME OF PART | AMT. |
|----------|-----------------|--|------|
| PL-55239 | | | |
| 1 | 00-289467-00008 | Pipe – Drain Unload (13.500 Lg.) | 1 |
| 2 | 00-289467-00007 | Pipe – Drain (Unload L-R 33, 250) | 1 |
| 3 | 00-289467-00009 | Pipe – Drain (Unload, 62.00 In.) | 1 |
| 4 | 00-289467-00010 | Pipe – Drain (Unload, 44.00 In.) | 1 |
| 5 | 00-542337 | Clamp – Hose | 2 |
| 6 | 00-067500-00134 | O-Ring | 1 |
| 7 | 00-475925 | Tee – Connection (Drain Valve) (Previous Construction) | 1 |
| 8 | SC-041-62 | Cap Screw ⁵ / ₁₆ -18 x 2 ¹ / ₂ Hex Hd. (Previous Construction) | 4 |
| 9 | WS-017-08 | Washer (Previous Construction) | 8 |
| 10 | WL-006-23 | Lockwasher ⁵ / ₁₆ Medium (SST) (Previous Construction) | 4 |
| 11 | NS-015-11 | Nut ⁵ / ₁₆ -18 Hex (Previous Construction) | 4 |
| 12 | 00-749650-00002 | Tee – Drain, Unload (Current Construction) | 1 |
| 13 | 00-067500-00131 | O-Ring | 1 |
| 14 | 00-475927-00002 | Plug – Drain Valve | 1 |
| 15 | 00-476098 | Clamp – Discharge Tube | 1 |
| 16 | 00-067500-00137 | O-Ring (Previous Construction) | 1 |
| 17 | 00-748026-00002 | Connector – Adapter (Manual) (Previous Construction) | 1 |
| 18 | 00-067500-00134 | O-Ring | 1 |
| 19 | 00-748145 | Pipe Assy. – Discharge Drain (Unload) (Incls. Item 20) | 1 |
| 20 | 00-063240 | Flange – Drain | 1 |
| 21 | 00-009934-00001 | Gasket – Drain Flange | 1 |
| 22 | SC-041-32 | Cap Screw ³ / ₈ -16 x 1 ¹ / ₂ Hex Hd. | 4 |
| 23 | WS-006-44 | Washer | 4 |
| 24 | WL-006-28 | Lockwasher ³ / ₈ Medium | 4 |
| 25 | NS-015-13 | Nut ³ / ₈ -16 Hex (SST) | 4 |
| 26 | 00-748288 | Screen – Drain (Previous Construction) | AR |
| 27 | 00-749095 | Screen – Drain (Current Construction) | AR |

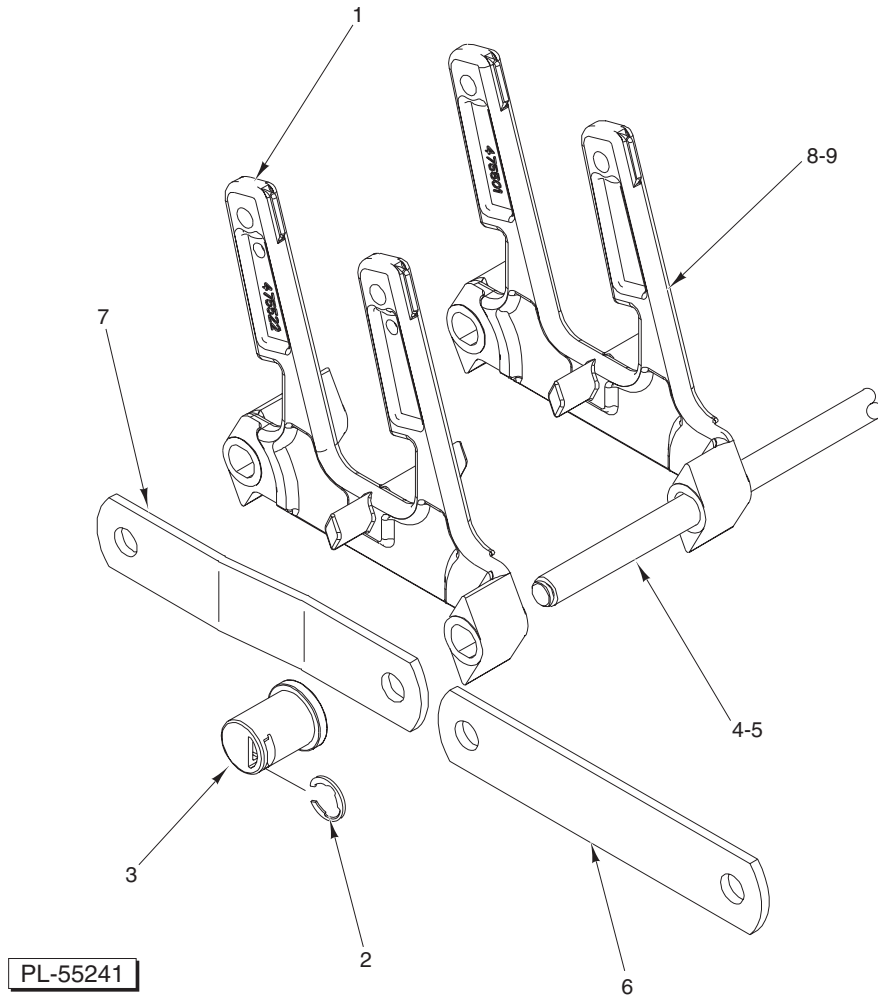


PL-55240

PANELS AND TRACKS

PANELS AND TRACKS

| ILLUS. PL-55240 | PART NO. | NAME OF PART | AMT. |
|--------------------|-----------------|---|------|
| 1 | 00-476547 | Bracket – Drip Pan (Rear) | 1 |
| 2 | 00-476548 | Pan – Drip | 1 |
| 3 | 00-476401 | Baffle Assy. (W/Curtain Hooks) | 1 |
| 4 | 00-748194 | Damper – Steam (Unload) | 1 |
| 5 | 00-476164-00001 | Lid – Assy., Chamber 36 In. (W/O Blower Dryer) | 1 |
| 6 | 00-476499-00002 | Support – End Panel (L-R Load) (Standard Height) | 1 |
| 7 | 00-476246-00002 | Support – End Panel (L-R Load) (6 In. Higher Than Standard) | 1 |
| 8 | 00-476499-00001 | Support – End Panel (R-L Load) (Standard Height) | 1 |
| 9 | 00-476246-00001 | Support – End Panel (R-L Load) (6 In. Higher Than Standard) | 1 |
| 10 | 00-476353 | Cover – Hole (Detergent) | 1 |
| 11 | 00-748128-00002 | Panel – Dispenser Unload (L-R) (Standard Height) | 1 |
| 12 | 00-748128-00001 | Panel – Dispenser Unload (L-R) (6 In. Higher Than Standard) | 1 |
| 13 | 00-476348-00002 | Curtain – Splash (17 Lg.) (Standard Height) (Previous Construction) | AR |
| 14 | 00-892567-00001 | Curtain – Splash (Standard Height) | AR |
| 15 | 00-892567-00002 | Curtain – Splash (6 In. Higher Than Standard) | AR |
| 16 | 00-120267-00004 | Rod – Curtain (35.25 In. Lg.) | AR |
| 17 | 00-476767 | Spacer – Panel (Dryer) | 1 |
| 18 | 00-475800-00001 | Track – Unload 18 In. | 2 |
| 19 | 00-475800-00002 | Track – Dual Rinse 24 In. | 2 |
| 20 | 00-476581 | Cover – Chamber (Clean Out) | 1 |
| 21 | 00-748003-00001 | Bracket – Locator Support (LH) | 1 |
| 22 | 00-748003-00002 | Bracket – Locator Support (RH) | 1 |
| 23 | 00-476358 | Panel – Rear (Lower) | 1 |
| 24 | 00-476969-00001 | Panel – Filler Angle 6 Ft. (Previous Construction) | 2 |
| 25 | 00-476969-00002 | Panel – Filler Angle 4 Ft. | 2 |
| 26 | 00-476969-00003 | Panel – Filler Angle 2 Ft. | 2 |
| 27 | 00-476969-00004 | Panel – Filler Angle 1 Ft. | 2 |
| 28 | 00-476969-00005 | Panel – Filler Angle 3 Ft. | 2 |
| 29 | 00-476315-00001 | Track – W/O Dishguide 4 Ft. | 2 |
| 30 | 00-476315-00002 | Track – W/O Dishguide 2 Ft. | 2 |
| 31 | 00-476315-00003 | Track – W/O Dishguide 6 Ft. (Previous Construction) | 2 |
| 32 | 00-476971-00001 | Panel – Cover 6 Ft. (Previous Construction) | 2 |
| 33 | 00-476971-00002 | Panel – Cover 4 Ft. | 2 |
| 34 | 00-476971-00003 | Panel – Cover 2 Ft. | 2 |
| 35 | 00-476546 | Bracket – Drip Pan (Front) | 1 |
| 36 | 00-475836-00002 | Panel – Track Guide, 5 Ft. (Rear) | 1 |
| 37 | 00-476972-00001 | Panel – Cover Taper (R-L) | 1 |
| 38 | 00-476972-00002 | Panel – Cover Taper (L-R) | 1 |
| 39 | 00-476361 | Bracket – Transition (L-R Load) | 1 |
| 40 | 00-476361-00002 | Bracket – Transition (R-L Load) | 1 |
| 41 | 00-476968 | Support – Upright Bracket | 2 |
| 42 | 00-476854 | Stringer – Unload | AR |
| 43 | 00-476769 | Saddle – Chamber | 1 |
| 44 | 00-476768 | Cap – Saddle Chamber | 2 |
| 45 | 00-476970 | Panel – Filler Angle (Unload) | 2 |
| 46 | 00-476673 | Panel – Access | 1 |
| 47 | 00-476974 | Bracket – Rest Locator | 2 |
| 48 | 00-475836-00001 | Panel – Track Guide, 5 Ft. (Front) | 1 |
| 49 | 00-476403-00001 | Panel – Trim (R-L Drive End) | 1 |
| 50 | 00-476403-00002 | Panel – Trim (L-R Drive End) | 1 |
| 51 | 00-748183-00001 | Panel – Trim Unload (R-L W/Access Opening) | AR |
| 52 | 00-748183-00002 | Panel – Trim Unload (L-R W/Access Opening) | AR |
| 53 | 00-476273-00001 | Panel – Trim (R-L Unload) | AR |
| 54 | 00-476273-00002 | Panel – Trim (L-R Unload) | AR |
| 55 | 00-476908-00001 | Bracket – Panel (R-L Unload) | 1 |
| 56 | 00-476908-00002 | Bracket – Panel (L-R Unload) | 1 |
| 57 | 00-476170-00001 | Panel – 24 In. Trim | AR |
| 58 | 00-476170-00002 | Panel – 48 In. Trim | AR |
| 59 | 00-476170-00003 | Panel – Trim 12 In. Lg. | AR |
| 60 | 00-476170-00004 | Panel – Trim 36 In. Lg. | AR |
| 61 | 00-476168-00001 | Panel – 72 In. Trim | AR |
| 62 | 00-476168-00012 | Panel – Trim 60 In. Lg. | AR |
| 63 | 00-476171 | Retainer – Panel | AR |
| 64 | 00-289629-00001 | Door – Access | 1 |
| 65 | 00-185888 | Spring – Door | 2 |



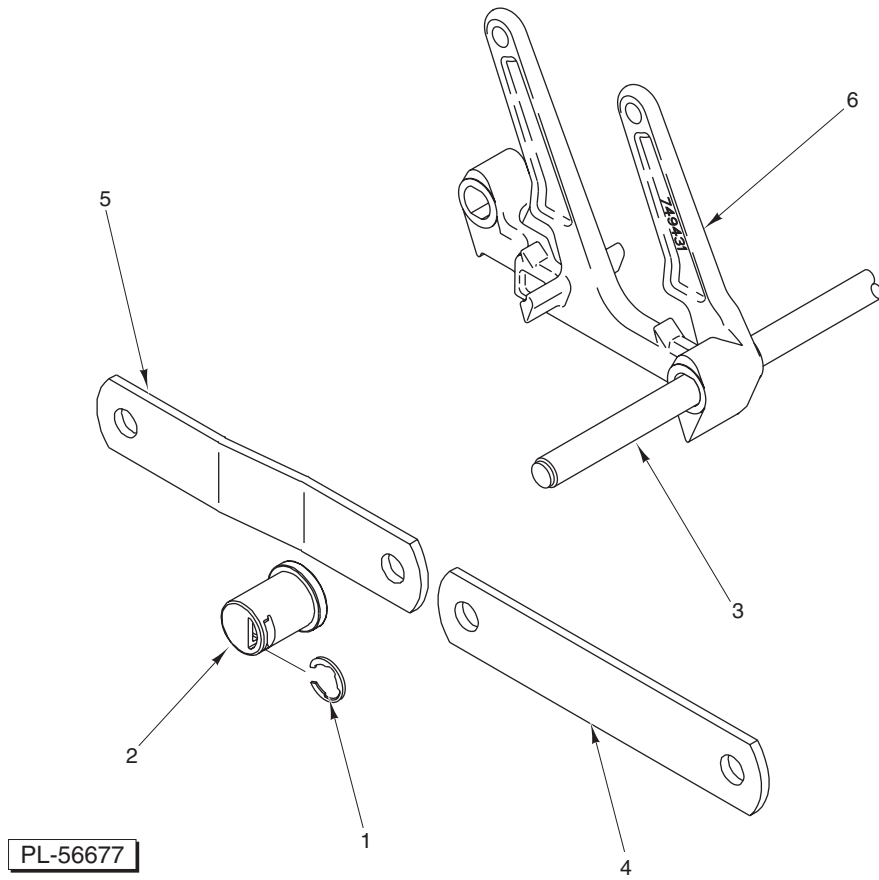
**CONVEYOR (TYPE AA)
(17 FLIGHT LINKS PER ROD)
(PREVIOUS CONSTRUCTION)**

**CONVEYOR (TYPE AA)
(17 FLIGHT LINKS PER ROD)
(PREVIOUS CONSTRUCTION)**

| ILLUS. PL-55241 | PART NO. | NAME OF PART | AMT. |
|--------------------|-----------------|--|-----------------|
| 1 | 00-475522 | Link – Flight (Double Extended) | See Chart Below |
| 2 | RR-006-23 | Ring – Retaining | See Chart Below |
| 3 | 00-749952 | Roller Conveyor (White Plastic) | See Chart Below |
| 4 | 00-892584-00001 | Rod – Conveyor | See Chart Below |
| 5 | 00-892584-00002 | Rod – Conveyor (Correctional) | See Chart Below |
| 6 | 00-475510 | Bar – Side | See Chart Below |
| 7 | 00-475511 | Bar – Side (Offset) | See Chart Below |
| 8 | 00-475501 | Link – Flight (Double) | See Chart Below |
| 9 | 00-475501-00002 | Link – Flight (Snap-On) (Double) | AR |

Illus. Numbers, giving number reqd. per Model
(see listing above for Part No. and Name)

| MODEL MACHINE | CONVEYOR ASSY. | AMT. | AMT. | AMT. | AMT. | AMT. |
|------------------|-----------------------|-------|------|------|------|------|
| | | 1-2-3 | 4-5 | 6 | 7 | 8 |
| | (Section Replacement) | | | | | |
| | 00 748274 00001 | 10 | 5 | 10 | - | 75 |
| | (Complete) | | | | | |
| FT914S | 00 748274 00002 | 148 | 74 | 146 | 2 | 1110 |
| FT915S | 00 748274 00003 | 158 | 79 | 156 | 2 | 1185 |
| FT916S | 00 748274 00004 | 168 | 84 | 166 | 2 | 1260 |
| FT917S | 00 748274 00005 | 180 | 90 | 178 | 2 | 1350 |
| FT918 | 00 748274 00006 | 190 | 95 | 188 | 2 | 1425 |
| FT919 | 00 748274 00007 | 200 | 100 | 198 | 2 | 1500 |
| FT920 | 00 748274 00008 | 212 | 106 | 210 | 2 | 1590 |
| FT921 | 00 748274 00009 | 222 | 111 | 220 | 2 | 1665 |
| FT922 | 00 748274 00010 | 232 | 116 | 230 | 2 | 1740 |
| FT923 | 00 748274 00011 | 244 | 122 | 242 | 2 | 1830 |
| FT924 | 00 748274 00012 | 254 | 127 | 252 | 2 | 1905 |
| FT925 | 00 748274 00013 | 264 | 132 | 262 | 2 | 1980 |
| FT926 | 00 748274 00014 | 276 | 138 | 274 | 2 | 2070 |
| FT927 | 00 748274 00015 | 286 | 143 | 284 | 2 | 2145 |
| FT928 | 00 748274 00016 | 298 | 149 | 296 | 2 | 2235 |
| FT929 | 00 748274 00017 | 310 | 155 | 308 | 2 | 2325 |
| FT930 | 00 748274 00018 | 320 | 160 | 318 | 2 | 2400 |
| FT931 | 00 748274 00019 | 332 | 166 | 330 | 2 | 2490 |
| FT932 | 00 748274 00020 | 342 | 171 | 340 | 2 | 2565 |
| FT933 | 00 748274 00021 | 354 | 177 | 352 | 2 | 2655 |
| FT934 | 00 748274 00022 | 364 | 182 | 362 | 2 | 2730 |
| FT935 | 00 748274 00023 | 376 | 188 | 374 | 2 | 2820 |
| FT936 | 00 748274 00024 | 386 | 193 | 384 | 2 | 2895 |
| FT937 | 00 748274 00025 | 398 | 199 | 396 | 2 | 2985 |
| FT938 | 00 748274 00026 | 408 | 204 | 406 | 2 | 3060 |
| FT939 | 00 748274 00027 | 420 | 210 | 418 | 2 | 3150 |
| FT940 | 00 748274 00028 | 430 | 215 | 428 | 2 | 3225 |
| FT941 | 00 748274 00029 | 442 | 221 | 440 | 2 | 3315 |
| FT942 | 00 748274 00030 | 454 | 227 | 452 | 2 | 3405 |



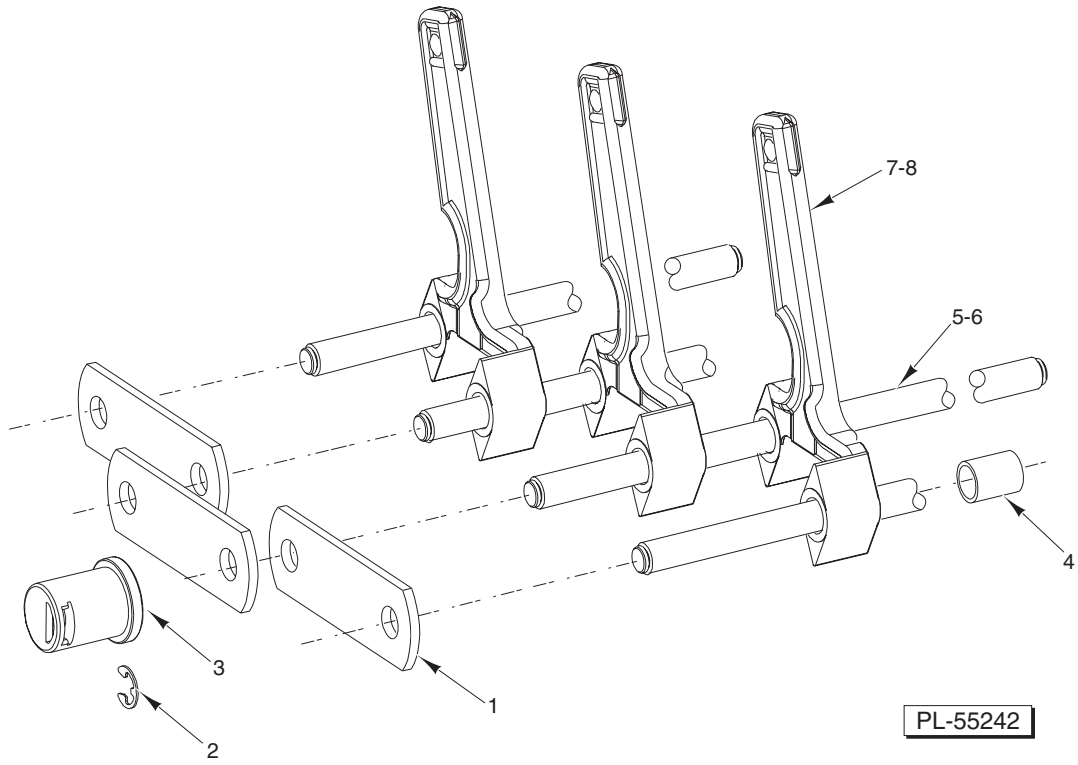
**CONVEYOR (TYPE BB)
(17 FLIGHT LINKS PER ROD)
(CURRENT CONSTRUCTION)**

**CONVEYOR (TYPE BB)
(17 FLIGHT LINKS PER ROD)
(CURRENT CONSTRUCTION)**

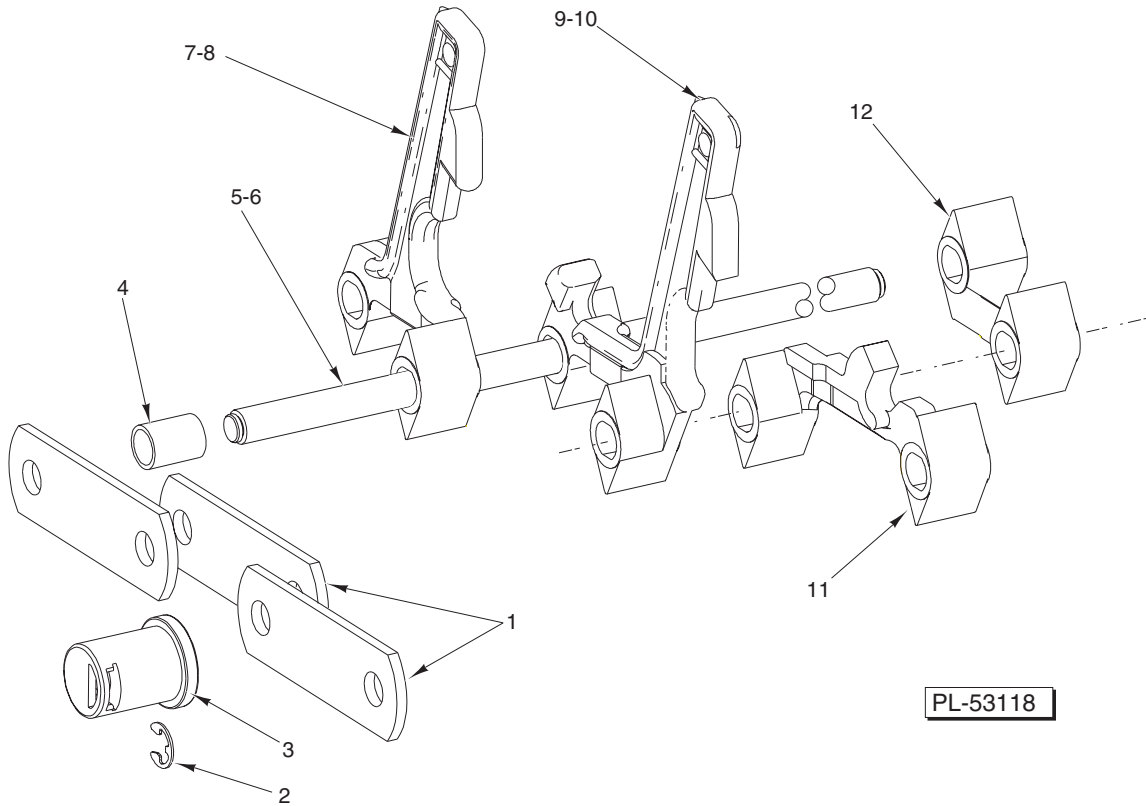
| ILLUS. | PART NO. | NAME OF PART | AMT. |
|----------|-----------------|---------------------------------------|-----------------|
| PL-56677 | | | |
| 1 | RR-006-23 | Ring – Retaining | See Chart Below |
| 2 | 00-749952 | Roller Conveyor (White Plastic) | See Chart Below |
| 3 | 00-892584-00001 | Rod – Conveyor | See Chart Below |
| 4 | 00-475510 | Bar – Side | See Chart Below |
| 5 | 00-475511 | Bar – Side (Offset) | See Chart Below |
| 6 | 00-749431 | Link – Flight (Double) | See Chart Below |

Illus. Numbers, giving number reqd. per Model
(see listing above for Part No. and Name)

| MODEL MACHINE | CONVEYOR ASSY. | AMT. | AMT. | AMT. | AMT. | AMT. |
|---------------|-----------------------|------|------|------|------|------|
| | | 1-2 | 3 | 4 | 5 | 6 |
| | (Section Replacement) | | | | | |
| | 00 892566 00001 | 10 | 5 | 10 | - | 75 |
| | (Complete) | | | | | |
| FT914S | 00 892566 00002 | 148 | 74 | 146 | 2 | 1110 |
| FT915S | 00 892566 00003 | 158 | 79 | 156 | 2 | 1185 |
| FT916S | 00 892566 00004 | 168 | 84 | 166 | 2 | 1260 |
| FT917S | 00 892566 00005 | 180 | 90 | 178 | 2 | 1350 |
| FT918 | 00 892566 00006 | 190 | 95 | 188 | 2 | 1425 |
| FT919 | 00 892566 00007 | 200 | 100 | 198 | 2 | 1500 |
| FT920 | 00 892566 00008 | 212 | 106 | 210 | 2 | 1590 |
| FT921 | 00 892566 00009 | 222 | 111 | 220 | 2 | 1665 |
| FT922 | 00 892566 00010 | 232 | 116 | 230 | 2 | 1740 |
| FT923 | 00 892566 00011 | 244 | 122 | 242 | 2 | 1830 |
| FT924 | 00 892566 00012 | 254 | 127 | 252 | 2 | 1905 |
| FT925 | 00 892566 00013 | 264 | 132 | 262 | 2 | 1980 |
| FT926 | 00 892566 00014 | 276 | 138 | 274 | 2 | 2070 |
| FT927 | 00 892566 00015 | 286 | 143 | 284 | 2 | 2145 |
| FT928 | 00 892566 00016 | 298 | 149 | 296 | 2 | 2235 |
| FT929 | 00 892566 00017 | 310 | 155 | 308 | 2 | 2325 |
| FT930 | 00 892566 00018 | 320 | 160 | 318 | 2 | 2400 |
| FT931 | 00 892566 00019 | 332 | 166 | 330 | 2 | 2490 |
| FT932 | 00 892566 00020 | 342 | 171 | 340 | 2 | 2565 |
| FT933 | 00 892566 00021 | 354 | 177 | 352 | 2 | 2655 |
| FT934 | 00 892566 00022 | 364 | 182 | 362 | 2 | 2730 |
| FT935 | 00 892566 00023 | 376 | 188 | 374 | 2 | 2820 |
| FT936 | 00 892566 00024 | 386 | 193 | 384 | 2 | 2895 |
| FT937 | 00 892566 00025 | 398 | 199 | 396 | 2 | 2985 |
| FT938 | 00 892566 00026 | 408 | 204 | 406 | 2 | 3060 |
| FT939 | 00 892566 00027 | 420 | 210 | 418 | 2 | 3150 |
| FT940 | 00 892566 00028 | 430 | 215 | 428 | 2 | 3225 |
| FT941 | 00 892566 00029 | 442 | 221 | 440 | 2 | 3315 |
| FT942 | 00 892566 00030 | 454 | 227 | 452 | 2 | 3405 |



**CONVEYOR (TYPE A)
(17 FLIGHT LINKS PER ROD)**



PL-53118

**CONVEYOR
(THERMAL TRAY – POS 1 AND 2)
(17 FLIGHT LINKS PER ROD)**

| ILLUS. PL-53118 | PART NO. | NAME OF PART | AMT. |
|--------------------|-----------------|---|-----------------|
| 1 | 00-289374 | Bar – Side Conveyor | See Chart Below |
| 2 | RR-006-23 | Ring – Retaining | See Chart Below |
| 3 | 00-749952 | Roller Conveyor (White Plastic) | See Chart Below |
| 4 | 00-158677 | Spacer – Conveyor | See Chart Below |
| 5 | 00-892584-00001 | Rod – Conveyor | See Chart Below |
| 6 | 00-892584-00002 | Rod – Conveyor (Correctional) | See Chart Below |
| 7 | 00-291842-00001 | Link – Flight (Tray) (Position 1) | See Chart Below |
| 8 | 00-291842-00002 | Link – Flight (Tray) (Position 2) | See Chart Below |
| 9 | 00-291841-00001 | Link – Flight (Tray) (Position 1) | See Chart Below |
| 10 | 00-291841-00002 | Link – Flight (Tray) (Position 2) | See Chart Below |
| 11 | 00-291840-00001 | Link – Flight (Short) | See Chart Below |
| 12 | 00-291839-00001 | Link – Flight (Spacer) | See Chart Below |

Illus. Numbers, giving number reqd. per Model
(see listing above for Part No. and Name)

| MODEL MACHINE | CONVEYOR ASSY. | AMT. 1-2-3 | AMT. 4 | AMT. 5-6 | AMT. 7-8 | AMT. 9-10 | AMT. 11 | AMT. 12 |
|------------------|-----------------------|---------------|-----------|-------------|-------------|--------------|------------|------------|
| | (Section Replacement) | | | | | | | |
| | *00 748333 00001 | 12 | 16 | 6 | 26 | - | 32 | 16 |
| | **00 748333 00002 | | | | | | | |
| | (Complete) | | | | | | | |
| FT914S | *00 748333 00003 | 270 | 360 | 135 | 585 | 585 | 720 | 360 |
| FT915S | *00 748333 00005 | 294 | 392 | 147 | 637 | 637 | 784 | 392 |
| FT916S | *00 748333 00007 | 312 | 416 | 156 | 676 | 676 | 832 | 416 |
| FT917S | *00 748333 00009 | 336 | 448 | 168 | 728 | 728 | 896 | 448 |
| FT918 | *00 748333 00011 | 354 | 472 | 177 | 767 | 767 | 944 | 472 |

**CONVEYOR (TYPE A)
(17 FLIGHT LINKS PER ROD)**

| ILLUS. | PART NO. | NAME OF PART | AMT. |
|----------|-----------------|---------------------------------------|-----------------|
| PL-55242 | | | |
| 1 | 00-289374 | Bar – Side Conveyor | See Chart Below |
| 2 | RR-006-23 | Ring – Retaining | See Chart Below |
| 3 | 00-749952 | Roller Conveyor (White Plastic) | See Chart Below |
| 4 | 00-158677 | Spacer – Conveyor | See Chart Below |
| 5 | 00-892584-00001 | Rod – Conveyor | See Chart Below |
| 6 | 00-892584-00002 | Rod – Conveyor (Correctional) | See Chart Below |
| 7 | 00-081808 | Link – Flight | See Chart Below |
| 8 | 00-291842-00005 | Link – Flight (Snap-On) | AR |

Illus. Numbers, giving number reqd. per Model
(see listing above for Part No. and Name)

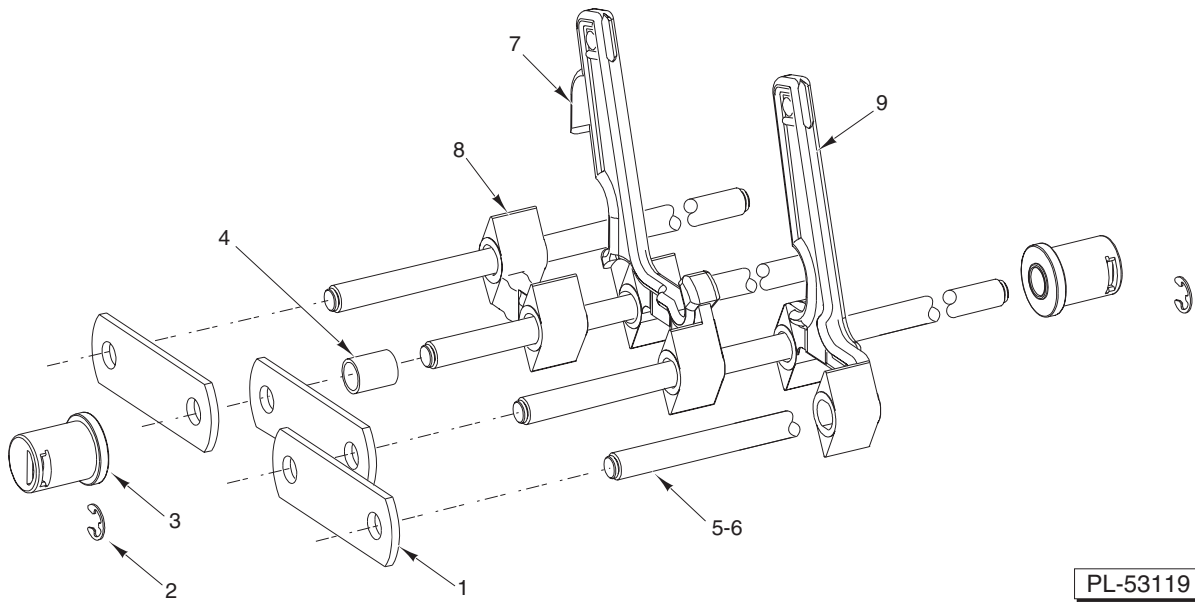
| MODEL MACHINE | CONVEYOR ASSY. | AMT. | AMT. | AMT. |
|---------------|-----------------------|---------|------|------|
| | (Section Replacement) | 1-2-3-4 | 5 | 6 |
| | 00 748407 00001 | 12 | 6 | 102 |
| | (Complete) | | | |
| FT914S | 00 748407 00002 | 270 | 135 | 2295 |
| FT915S | 00 748407 00003 | 294 | 147 | 2499 |
| FT916S | 00 748407 00004 | 312 | 156 | 2652 |
| FT917S | 00 748407 00005 | 336 | 168 | 2856 |
| FT918 | 00 748407 00006 | 354 | 177 | 3009 |
| FT919 | 00 748407 00007 | 372 | 186 | 3162 |
| FT920 | 00 748407 00008 | 396 | 198 | 3366 |
| FT921 | 00 748407 00009 | 414 | 207 | 3519 |
| FT922 | 00 748407 00010 | 438 | 219 | 3723 |
| FT923 | 00 748407 00011 | 456 | 228 | 3876 |
| FT924 | 00 748407 00012 | 480 | 240 | 4080 |
| FT925 | 00 748407 00013 | 498 | 249 | 4233 |
| FT926 | 00 748407 00014 | 522 | 261 | 4437 |
| FT927 | 00 748407 00015 | 540 | 270 | 4590 |
| FT928 | 00 748407 00016 | 564 | 282 | 4794 |
| FT929 | 00 748407 00017 | 582 | 291 | 4947 |
| FT930 | 00 748407 00018 | 600 | 300 | 5100 |
| FT931 | 00 748407 00019 | 624 | 312 | 5304 |
| FT932 | 00 748407 00020 | 642 | 321 | 5457 |
| FT933 | 00 748407 00021 | 666 | 333 | 5661 |
| FT934 | 00 748407 00022 | 684 | 342 | 5814 |
| FT935 | 00 748407 00023 | 708 | 354 | 6018 |
| FT936 | 00 748407 00024 | 726 | 363 | 6171 |
| FT937 | 00 748407 00025 | 750 | 375 | 6375 |
| FT938 | 00 748407 00026 | 768 | 384 | 6528 |
| FT939 | 00 748407 00027 | 792 | 396 | 6732 |
| FT940 | 00 748407 00028 | 810 | 405 | 6885 |
| FT941 | 00 748407 00029 | 828 | 414 | 7038 |
| FT942 | 00 748407 00030 | 852 | 426 | 7242 |

**CONVEYOR (Cont.)
(THERMAL TRAY – POS 1 AND 2)
(17 FLIGHT LINKS PER ROD)**

| MODEL MACHINE | CONVEYOR ASSY. | AMT. 1-2-3 | AMT. 4 | AMT. 5-6 | AMT. 7-8 | AMT. 9-10 | AMT. 11 | AMT. 12 |
|---------------|-----------------------|------------|--------|----------|----------|-----------|---------|---------|
| | (Section Replacement) | | | | | | | |
| | *00 748333 00001 | 12 | 16 | 6 | 26 | - | 32 | 16 |
| | **00 748333 00002 | | | | | | | |
| | (Complete) | | | | | | | |
| FT919 | *00 748333 00013 | 372 | 496 | 186 | 806 | 806 | 992 | 496 |
| FT920 | *00 748333 00015 | 396 | 528 | 198 | 858 | 858 | 1056 | 528 |
| FT921 | *00 748333 00017 | 414 | 552 | 207 | 897 | 897 | 1104 | 552 |
| FT922 | *00 748333 00019 | 438 | 584 | 219 | 949 | 949 | 1168 | 584 |
| FT923 | *00 748333 00021 | 456 | 608 | 228 | 988 | 988 | 1216 | 608 |
| FT924 | *00 748333 00023 | 480 | 640 | 240 | 1040 | 1040 | 1280 | 640 |
| FT925 | *00 748333 00025 | 498 | 664 | 249 | 1079 | 1079 | 1328 | 664 |
| FT926 | *00 748333 00027 | 522 | 696 | 261 | 1131 | 1131 | 1392 | 696 |
| FT927 | *00 748333 00029 | 540 | 720 | 270 | 1170 | 1170 | 1440 | 720 |
| FT928 | *00 748333 00031 | 564 | 752 | 282 | 1222 | 1222 | 1504 | 752 |
| FT929 | *00 748333 00033 | 582 | 776 | 291 | 1261 | 1261 | 1552 | 776 |
| FT930 | *00 748333 00035 | 600 | 800 | 300 | 1300 | 1300 | 1600 | 800 |
| FT931 | *00 748333 00037 | 624 | 832 | 312 | 1352 | 1352 | 1664 | 832 |
| FT932 | *00 748333 00039 | 642 | 856 | 321 | 1391 | 1391 | 1712 | 856 |
| FT933 | *00 748333 00041 | 666 | 888 | 333 | 1443 | 1443 | 1776 | 888 |
| FT934 | *00 748333 00043 | 684 | 912 | 342 | 1482 | 1482 | 1824 | 912 |
| FT935 | *00 748333 00045 | 708 | 944 | 354 | 1534 | 1534 | 1888 | 944 |
| FT936 | *00 748333 00047 | 726 | 968 | 363 | 1573 | 1573 | 1936 | 968 |
| FT937 | *00 748333 00049 | 750 | 1000 | 375 | 1625 | 1625 | 2000 | 1000 |
| FT938 | *00 748333 00051 | 768 | 1024 | 384 | 1664 | 1664 | 2048 | 1024 |
| FT939 | *00 748333 00053 | 792 | 1056 | 396 | 1716 | 1716 | 2112 | 1056 |
| FT940 | *00 748333 00055 | 810 | 1080 | 405 | 1755 | 1755 | 2160 | 1080 |
| FT941 | *00 748333 00057 | 828 | 1104 | 414 | 1794 | 1794 | 2208 | 1104 |
| FT942 | *00 748333 00059 | 852 | 1136 | 426 | 1846 | 1846 | 2272 | 1136 |
| FT914S | **00 748333 00004 | 270 | 360 | 135 | 585 | 585 | 720 | 360 |
| FT915S | **00 748333 00006 | 294 | 392 | 147 | 637 | 637 | 784 | 392 |
| FT916S | **00 748333 00008 | 312 | 416 | 156 | 676 | 676 | 832 | 416 |
| FT917S | **00 748333 00010 | 336 | 448 | 168 | 728 | 728 | 896 | 448 |
| FT918 | **00 748333 00012 | 354 | 472 | 177 | 767 | 767 | 944 | 472 |
| FT919 | **00 748333 00014 | 372 | 496 | 186 | 806 | 806 | 992 | 496 |
| FT920 | **00 748333 00016 | 396 | 528 | 198 | 858 | 858 | 1056 | 528 |
| FT921 | **00 748333 00018 | 414 | 552 | 207 | 897 | 897 | 1104 | 552 |
| FT922 | **00 748333 00020 | 438 | 584 | 219 | 949 | 949 | 1168 | 584 |
| FT923 | **00 748333 00022 | 456 | 608 | 228 | 988 | 988 | 1216 | 608 |
| FT924 | **00 748333 00024 | 480 | 640 | 240 | 1040 | 1040 | 1280 | 640 |
| FT925 | **00 748333 00026 | 498 | 664 | 249 | 1079 | 1079 | 1328 | 664 |
| FT926 | **00 748333 00028 | 522 | 696 | 261 | 1131 | 1131 | 1392 | 696 |
| FT927 | **00 748333 00030 | 540 | 720 | 270 | 1170 | 1170 | 1440 | 720 |
| FT928 | **00 748333 00032 | 564 | 752 | 282 | 1222 | 1222 | 1504 | 752 |
| FT929 | **00 748333 00034 | 582 | 776 | 291 | 1261 | 1261 | 1552 | 776 |
| FT930 | **00 748333 00036 | 600 | 800 | 300 | 1300 | 1300 | 1600 | 800 |
| FT931 | **00 748333 00038 | 624 | 832 | 312 | 1352 | 1352 | 1664 | 832 |
| FT932 | **00 748333 00040 | 642 | 856 | 321 | 1391 | 1391 | 1712 | 856 |
| FT933 | **00 748333 00042 | 666 | 888 | 333 | 1443 | 1443 | 1776 | 888 |
| FT934 | **00 748333 00044 | 684 | 912 | 342 | 1482 | 1482 | 1824 | 912 |
| FT935 | **00 748333 00046 | 708 | 944 | 354 | 1534 | 1534 | 1888 | 944 |
| FT936 | **00 748333 00048 | 726 | 968 | 363 | 1573 | 1573 | 1936 | 968 |
| FT937 | **00 748333 00050 | 750 | 1000 | 375 | 1625 | 1625 | 2000 | 1000 |
| FT938 | **00 748333 00052 | 768 | 1024 | 384 | 1664 | 1664 | 2048 | 1024 |
| FT939 | **00 748333 00054 | 792 | 1056 | 396 | 1716 | 1716 | 2112 | 1056 |
| FT940 | **00 748333 00056 | 810 | 1080 | 405 | 1755 | 1755 | 2160 | 1080 |
| FT941 | **00 748333 00058 | 828 | 1104 | 414 | 1794 | 1794 | 2208 | 1104 |
| FT942 | **00 748333 00060 | 852 | 1136 | 426 | 1846 | 1846 | 2272 | 1136 |

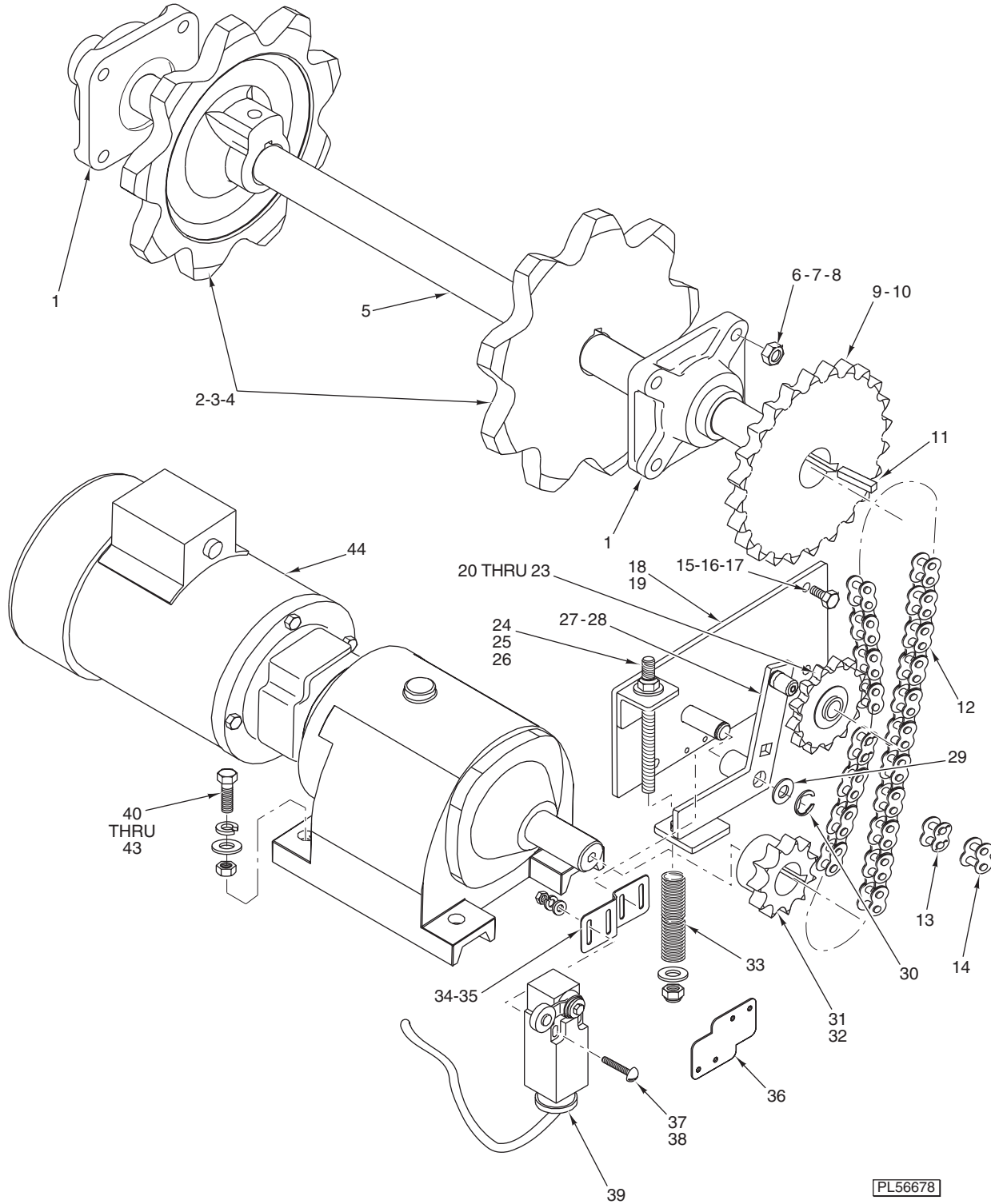
* Position 1 (Incls. Items 1 thru 7, 9, 11, & 12).

** Position 2 (Incls. Items 1 thru 6, 8, 10, 11, & 12).



PL-53119

**CONVEYOR
(OVAL TRAYS)
(17 FLIGHT LINKS PER ROD)
(PREVIOUS CONSTRUCTION)**



CONVEYOR DRIVE UNIT

**CONVEYOR
(OVAL TRAYS)
(17 FLIGHT LINKS PER ROD)
(PREVIOUS CONSTRUCTION)**

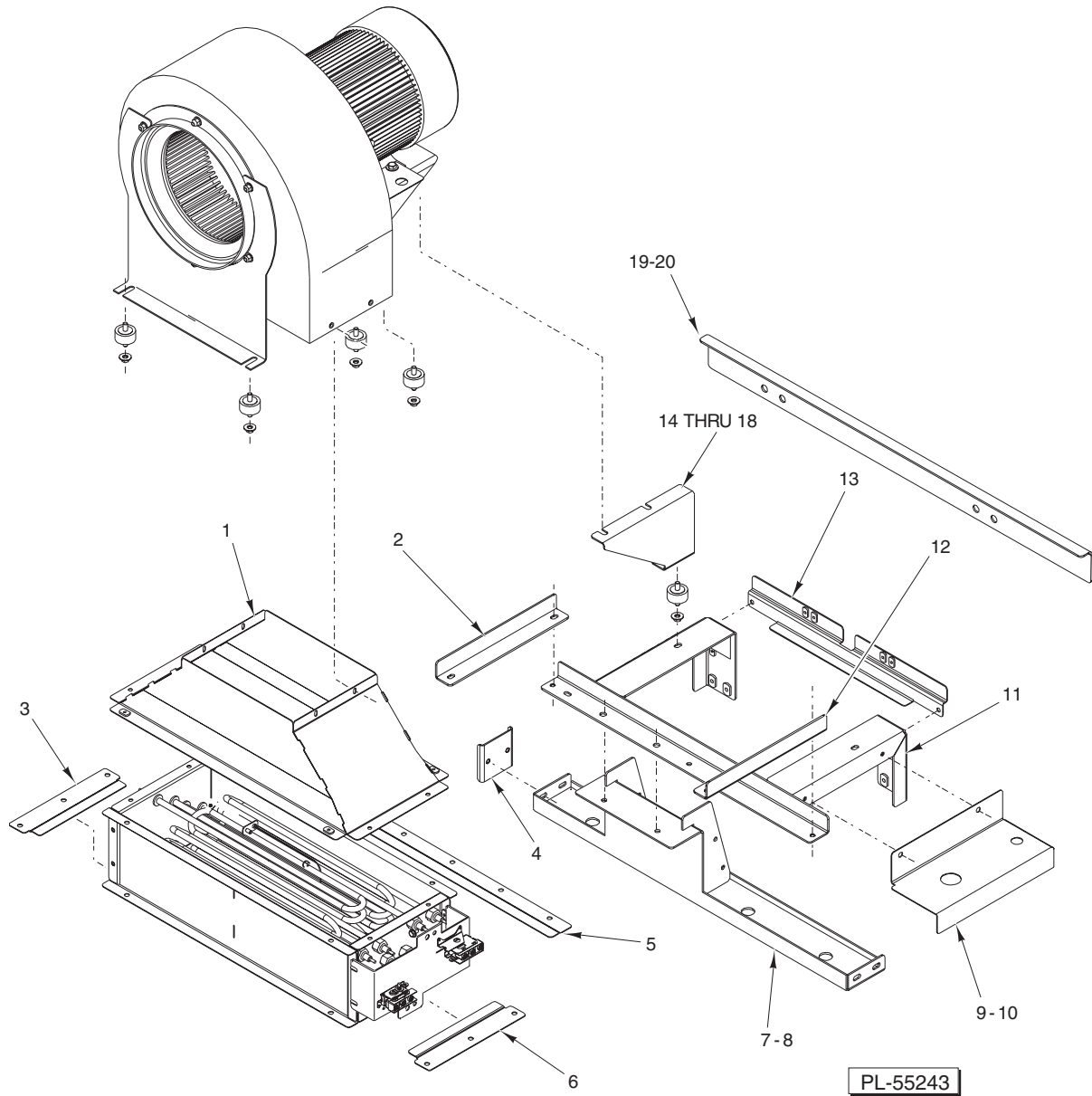
| ILLUS. | PART NO. | NAME OF PART | AMT. |
|----------|-----------------|---|-----------------|
| PL-53119 | | | |
| 1 | 00-289374 | Bar – Side Conveyor | See Chart Below |
| 2 | RR-006-23 | Ring – Retaining | See Chart Below |
| 3 | 00-749952 | Roller Conveyor (White Plastic) | See Chart Below |
| 4 | 00-158677 | Spacer – Conveyor | See Chart Below |
| 5 | 00-892584-00001 | Rod – Conveyor | See Chart Below |
| 6 | 00-892584-00002 | Rod – Conveyor (Correctional) | See Chart Below |
| 7 | 00-291841-00002 | Link – Flight (Tray) (Position 2) | See Chart Below |
| 8 | 00-291839-00001 | Link – Flight (Spacer) | See Chart Below |
| 9 | 00-081808 | Link – Flight | See Chart Below |

Illus. Numbers, giving number reqd. per Model
(see listing above for Part No. and Name)

| MODEL MACHINE | CONVEYOR ASSY. | AMT. | AMT. | AMT. | AMT. | AMT. |
|---------------|-----------------------|---------|------|------|------|------|
| | | 1-2-3-4 | 5-6 | 7 | 8 | 9 |
| | (Section Replacement) | | | | | |
| | 00 748522 00001 | 10 | 5 | 17 | 51 | |
| | (Complete) | | | | | |
| FT914S | 00 748522 00002 | 270 | 135 | 459 | 459 | 1377 |
| FT915S | 00 748522 00003 | 290 | 145 | 493 | 493 | 1479 |
| FT916S | 00 748522 00004 | 320 | 160 | 544 | 544 | 1632 |
| FT917S | 00 748522 00005 | 340 | 170 | 578 | 578 | 1734 |
| FT918 | 00 748522 00006 | 360 | 180 | 612 | 612 | 1836 |
| FT919 | 00 748522 00007 | 380 | 190 | 646 | 646 | 1938 |
| FT920 | 00 748522 00008 | 400 | 200 | 680 | 680 | 2040 |
| FT921 | 00 748522 00009 | 420 | 210 | 714 | 714 | 2142 |
| FT922 | 00 748522 00010 | 440 | 220 | 748 | 748 | 2244 |
| FT923 | 00 748522 00011 | 460 | 230 | 782 | 782 | 2346 |
| FT924 | 00 748522 00012 | 480 | 240 | 816 | 816 | 2448 |
| FT925 | 00 748522 00013 | 500 | 250 | 850 | 850 | 2550 |
| FT926 | 00 748522 00014 | 520 | 260 | 884 | 884 | 2652 |
| FT927 | 00 748522 00015 | 540 | 270 | 918 | 918 | 2754 |
| FT928 | 00 748522 00016 | 560 | 280 | 952 | 952 | 2856 |
| FT929 | 00 748522 00017 | 580 | 290 | 986 | 986 | 2958 |
| FT930 | 00 748522 00018 | 610 | 305 | 1037 | 1037 | 3111 |
| FT931 | 00 748522 00019 | 630 | 315 | 1071 | 1071 | 3213 |
| FT932 | 00 748522 00020 | 650 | 325 | 1105 | 1105 | 3315 |
| FT933 | 00 748522 00021 | 670 | 335 | 1139 | 1139 | 3417 |
| FT934 | 00 748522 00022 | 690 | 345 | 1173 | 1173 | 3519 |
| FT935 | 00 748522 00023 | 710 | 355 | 1207 | 1207 | 3621 |
| FT936 | 00 748522 00024 | 730 | 365 | 1241 | 1241 | 3723 |
| FT937 | 00 748522 00025 | 750 | 375 | 1275 | 1275 | 3825 |
| FT938 | 00 748522 00026 | 770 | 385 | 1309 | 1309 | 3927 |
| FT939 | 00 748522 00027 | 790 | 395 | 1343 | 1343 | 4029 |
| FT940 | 00 748522 00028 | 810 | 405 | 1377 | 1377 | 4131 |
| FT941 | 00 748522 00029 | 830 | 415 | 1411 | 1411 | 4233 |
| FT942 | 00 748522 00030 | 850 | 425 | 1445 | 1445 | 4335 |

CONVEYOR DRIVE UNIT

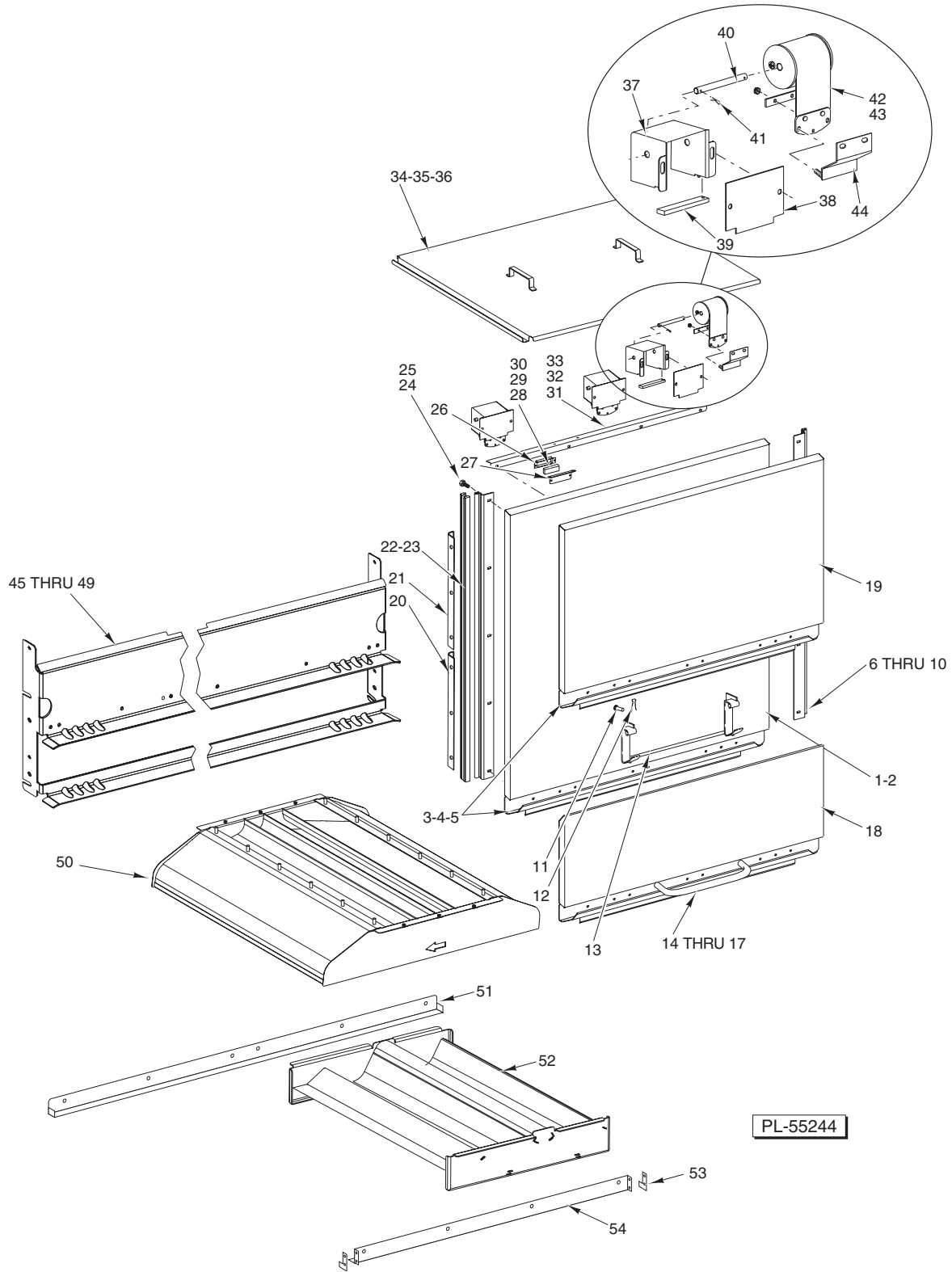
| ILLUS. PL-56678 | PART NO. | NAME OF PART | AMT. |
|--------------------|-----------------|---|------|
| 1 | 00-081656 | Bearing – Flange | 2 |
| 2 | 00-475502 | Sprocket – Conveyor (9 Tooth) | 2 |
| 3 | SC-050-15 | Set Screw ³ / ₈ -16 x ⁷ / ₈ | 2 |
| 4 | 00-012430-00204 | Key ¹ / ₄ x ¹ / ₄ x 1 ³ / ₄ | 2 |
| 5 | 00-475791 | Shaft – Conveyor Unload | 1 |
| 6 | WS-006-44 | Washer | 8 |
| 7 | WL-006-28 | Lockwasher ³ / ₈ Medium | 8 |
| 8 | NS-015-13 | Nut ³ / ₈ -16 Hex (SST) | 8 |
| 9 | 00-062771 | Sprocket – Driven | 1 |
| 10 | SC-048-22 | Set Screw ³ / ₈ -16 x ³ / ₄ Square Hd. | 1 |
| 11 | 00-012430-00148 | Key | 1 |
| 12 | 00-062804-00007 | Chain – #60 Roller Conveyor | 1 |
| 13 | 00-062803 | Link – Connecting | 1 |
| 14 | 00-062805 | Link – Offset | 1 |
| 15 | SC-041-11 | Cap Screw ⁵ / ₁₆ -18 x ³ / ₄ Hex Hd. (SST) .. | 4 |
| 16 | WL-006-23 | Lockwasher ⁵ / ₁₆ Medium (SST) | 4 |
| 17 | NS-015-11 | Nut ⁵ / ₁₆ -18 Hex | 4 |
| 18 | 00-475773-00001 | Plate – Anti-Jam (R-L) | 1 |
| 19 | 00-475773-00002 | Plate – Anti-Jam (L-R) | 1 |
| 20 | 00-475774 | Sprocket – Idler | 1 |
| 21 | SC-041-50 | Cap Screw ¹ / ₄ -20 x ¹ / ₂ Hex Hd. | 1 |
| 22 | WS-029-13 | Washer | 1 |
| 23 | WL-013-14 | Lockwasher ¹ / ₄ Internal Shakeproof | 1 |
| 24 | 00-476705 | Bolt – Adjuster | 1 |
| 25 | WS-006-44 | Washer | 2 |
| 26 | NS-031-33 | Stop Nut ³ / ₈ -16 Elastic | 2 |
| 27 | 00-892543-00001 | Bellcrank – Anti-Jam (R-L) | 1 |
| 28 | 00-892543-00002 | Bellcrank – Anti-Jam (L-R) | 1 |
| 29 | WS-010-26 | Washer | 1 |
| 30 | RR-012-04 | Ring – Retaining 5133 | 1 |
| 31 | 00-476528 | Sprocket – Roller Chain | 1 |
| 32 | 00-476706 | Key – Motor | 1 |
| 33 | 00-476707 | Spring | 1 |
| 34 | 00-475817 | Bracket – Switch (Anti-Jam) (Previous Construction) | 1 |
| 35 | NS-031-08 | Stop Nut 8-32 Hex (SST) | 2 |
| 36 | 00-892484 | Bracket – Switch (Anti-Jam) (Current Construction) | 1 |
| 37 | SC-120-31 | Mach. Screw 8-32 x 1 ⁵ / ₈ Pan Hd. | 2 |
| 38 | WS-028-21 | Washer | 2 |
| 39 | 00-475560 | Switch – Anti-Jam | 1 |
| 40 | SC-041-20 | Cap Screw ⁵ / ₁₆ -18 x 2 ¹ / ₈ Hex Hd. (SST) .. | 4 |
| 41 | WS-017-01 | Washer (SST) | 4 |
| 42 | WL-006-23 | Lockwasher ⁵ / ₁₆ Helical (SST) | 4 |
| 43 | NS-015-11 | Nut ⁵ / ₁₆ -18 Hex (SST) | 4 |
| 44 | 00-475504-00001 | Motor – Conveyor Drive | 1 |
| | 00-476742-00001 | Cable Assy. – Conveyor Motor 5 Ft. & 7 Ft. Unload | 1 |
| | 00-476742-00006 | Cable Assy. – Conveyor Motor 9 Ft. & 11 Ft. Unload | 1 |
| | 00-476745-00013 | Cable Assy. – Conveyor Jam Switch 5 Ft. & 7 Ft. Unload | 1 |
| | 00-476745-00016 | Cable Assy. – Conveyor Jam Switch 9 Ft. & 11 Ft. Unload | 1 |



**BLOWER DRYER UNIT
(PREVIOUS CONSTRUCTION)**

**BLOWER DRYER UNIT
(PREVIOUS CONSTRUCTION)**

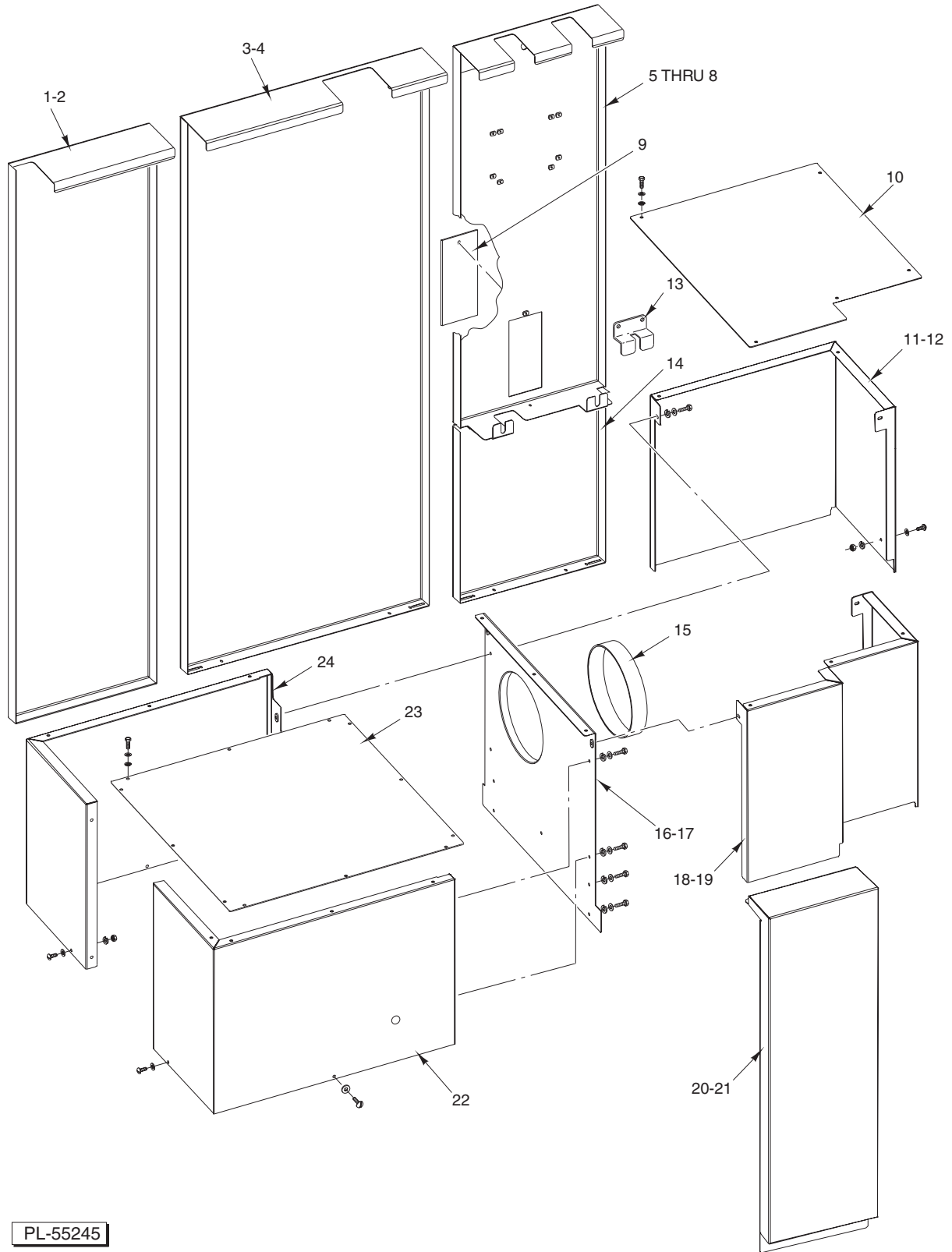
| ILLUS. PL-55243 | PART NO. | NAME OF PART | AMT. |
|--------------------|-----------------|--|------|
| 1 | 00-476380 | Chamber – Expansion | 1 |
| 2 | 00-476307 | Bracket – Side Support | 1 |
| 3 | 00-748129 | Retainer – Offset (Heat Box) | 1 |
| 4 | 00-476662 | Plate – Nut Brace | 1 |
| 5 | 00-476680 | Retainer – Offset (Heat Box, Long) | 1 |
| 6 | 00-748129 | Retainer – Offset (Heat Box) | 1 |
| 7 | 00-476661 | Brace – Cross (R-L) | 1 |
| 8 | 00-748123 | Brace – Cross (L-R) | 1 |
| 9 | 00-476308-00001 | Cover – Conduit (Electric Blower Dryer, R-L) | 1 |
| 10 | 00-476308-00002 | Cover – Conduit (Electric Blower Dryer, L-R) | 1 |
| 11 | 00-476306 | Frame Assy. (Blower Mounting) | 1 |
| 12 | 00-476307 | Bracket – Side Support | 1 |
| 13 | 00-748082 | Bracket – Dryer Cover | 1 |
| 14 | 00-748075 | Support – Blower | 1 |
| 15 | SC-041-32 | Cap Screw ³ / ₈ -16 x 1 ¹ / ₂ Hex Hd. | 4 |
| 16 | WS-006-44 | Washer | 8 |
| 17 | WL-006-28 | Lockwasher ³ / ₈ Medium | 4 |
| 18 | NS-015-13 | Nut ³ / ₈ -16 Hex (SST) | 4 |
| 19 | 00-476667-00001 | Bracket – Stiffener (R-L) | 1 |
| 20 | 00-476667-00002 | Bracket – Stiffener (L-R) | 1 |



PLENUM, DEFLECTOR, TRACKS, AND DOORS

PLENUM, DEFLECTOR, TRACKS, AND DOORS

| ILLUS. | PART NO. | NAME OF PART | AMT. |
|--------|-----------------|---|------|
| | PL-55244 | | |
| 1 | 00-476212-00004 | Door Assy. (34 In.) (Standard Height) (Incls. Items 3 & 6) | 1 |
| 2 | 00-476205-00004 | Door Assy. (34 In.) (6 In. Higher Than Standard) (Incls. Items 3 & 7) | 1 |
| 3 | 00-476206-00002 | Handle 34 In. Door | 1 |
| 4 | NS-015-01 | Nut 1/4-20 Hex (SST) | 8 |
| 5 | WL-006-17 | Lockwasher 1/4 Medium | 8 |
| 6 | 00-476197-00003 | Guide – Door (Full Door) (Standard Height) | 2 |
| 7 | 00-476197-00004 | Guide – Door (Full Door) (6 In. Higher Than Standard) | 2 |
| 8 | 00-476904-00004 | Guide – Door (Split Upper Door) (Standard Height) | 2 |
| 9 | 00-476904-00005 | Guide – Door (Split Upper Door) (6 In. Higher Than Standard) | 2 |
| 10 | 00-476904-00006 | Guide – Door (Split Lower Door) | 2 |
| 11 | 00-012114 | Pin | 2 |
| 12 | PC-005-02 | Cotter Pin 1/16 x 1/2 (SST) | 2 |
| 13 | 00-476978-00002 | Catch (34 In. Split Door, Lower) | 1 |
| 14 | 00-748221 | Handle (Split Door, Lower) | 1 |
| 15 | SC-041-14 | Cap Screw 5/16-18 x 1 1/8 Hex Hd. (SST) | 2 |
| 16 | WS-017-08 | Washer | 2 |
| 17 | WL-006-23 | Lockwasher 5/16 Medium (SST) | 2 |
| 18 | 00-476939-00002 | Split Door Assy. (34 In.) Lower (Incls. Items 3 & 10) | 1 |
| 19 | 00-476892-00004 | Split Door Assy. (34 In.) Upper (Incls. Items 3 & 8) | 1 |
| 20 | 00-476422-00001 | Retainer – Guide (22 Lg.) (6 In. Higher Than Standard) | 2 |
| 21 | 00-476422-00002 | Retainer – Guide (16 Lg.) (Standard Height) | 2 |
| 22 | 00-476421-00002 | Guide – Door (Standard Height) | 2 |
| 23 | 00-476421-00001 | Guide – Door (6 In. Higher Than Standard) | 2 |
| 24 | SC-041-05 | Cap Screw 1/4-20 x 5/8 Hex Hd. (SST) | 8 |
| 25 | WL-006-17 | Lockwasher 1/4 Medium | 8 |
| 26 | 00-290159 | Retainer – Magnet | 1 |
| 27 | 00-476872 | Bracket Magnet | 1 |
| 28 | 00-290160 | Magnet | 1 |
| 29 | SC-115-26 | Mach. Screw 6-32 x 5/16 Pan Hd. | 4 |
| 30 | NS-031-50 | Stop Nut 6-32 Hex (SST) | 4 |
| 31 | 00-476208-00002 | Seal 34 In. Door | 1 |
| 32 | SC-041-50 | Cap Screw 1/4-20 x 1/2 Hex Hd. | 5 |
| 33 | WL-006-17 | Lockwasher 1/4 Medium | 5 |
| 34 | 00-476164-00002 | Lid Assy. (Chamber 25 In.) | 1 |
| 35 | 00-748024 | Label – No Step | 2 |
| 36 | 00-476165-00002 | Lid Assy. Chamber (Dual Rinse) 34 Ft. | 1 |
| 37 | 00-749503 | Bracket – Spring Spool | 3 |
| 38 | 00-476270 | Plate – Spring Protector | 3 |
| 39 | 00-476269 | Plate – Spring Guide | 3 |
| 40 | 00-475784 | Pin – Axle (Spring Spool) | 3 |
| 41 | 00-066233 | Retainer – Clip Support | AR |
| 42 | 00-476265-00001 | Spring Assy. – Door (Note Dash Number on End Plate) (Split Door) | 3 |
| 43 | 00-476265-00002 | Spring Assy. – Door (Note Dash Number on End Plate) (Full Door) | 3 |
| 44 | 00-476267 | Bracket – Door Spring Mounting | 3 |
| 45 | 00-476325 | Track Assy. (Rear, 66 In.) (L-R & R-L, Full or Split Door) | 1 |
| 46 | 00-476325-00002 | Track Assy. (Front, R-L, 66 In.) (Full Door) | 1 |
| 47 | 00-476325-00003 | Track Assy. (Front, L-R, 66 In.) (Full Door) | 1 |
| 48 | 00-748001-00001 | Track Assy. (Front, R-L, 66 In.) (Split Door) | 1 |
| 49 | 00-748001-00002 | Track Assy. (Front, L-R, 66 In.) (Split Door) | 1 |
| 50 | 00-748698 | Plenum – Dryer | 1 |
| 51 | 00-748315 | Guide – Deflector (Dryer, Rear) | 1 |
| 52 | 00-476579 | Deflector Assy. – Dryer | 2 |
| 53 | 00-748323 | Stop – Deflector | 2 |
| 54 | 00-748314 | Guide – Deflector (Dryer, Front) | 1 |
| | 00-109920 | Label – Short Curtain | 1 |

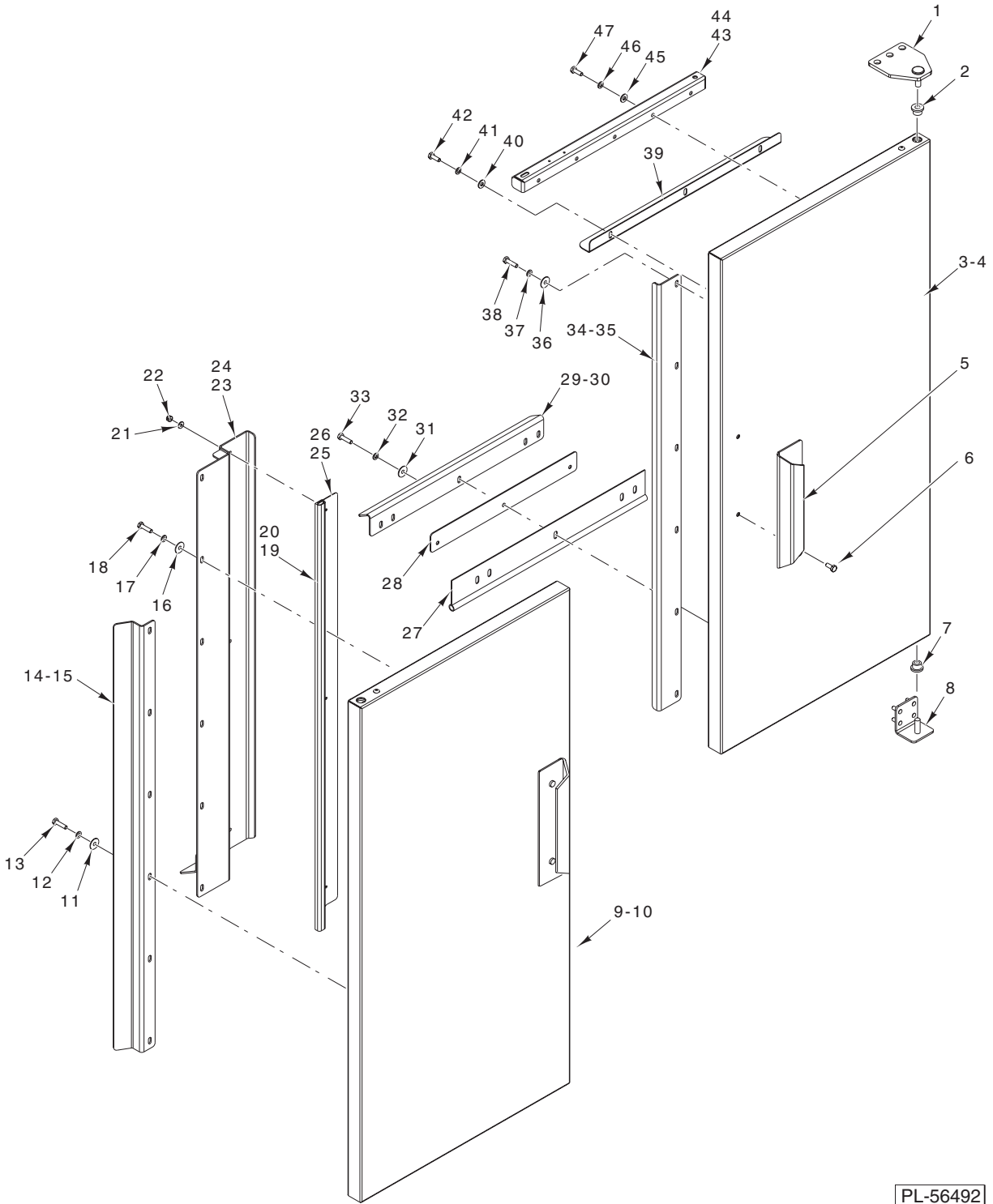


PL-55245

PANELS (DRYER)

PANELS (DRYER)

| ILLUS. | PART NO. | NAME OF PART | AMT. |
|----------|-----------------|--|------|
| PL-55245 | | | |
| 1 | 00-476886-00006 | Panel – Unload (Standard Height) | 1 |
| 2 | 00-476886-00002 | Panel – Unload (6 In. Higher Than Standard) | 1 |
| 3 | 00-476888-00002 | Panel – Wash (Standard Height) | 1 |
| 4 | 00-476888-00001 | Panel – Wash (R-L) (6 In. Higher Than Standard) | 1 |
| 5 | 00-748128-00004 | Panel – Dispenser Unload (R-L) (Standard Height) (Previous Construction) | 1 |
| 6 | 00-748128-00002 | Panel – Dispenser Unload (L-R) (Standard Height) (Previous Construction) | 1 |
| 7 | 00-748128-00002 | Panel – Dispenser Unload (Standard Height) (Current Construction) | 1 |
| 8 | 00-748128-00001 | Panel – Dispenser Unload (6 In. Higher Than Standard) (Current Construction) | 1 |
| 9 | 00-476353 | Cover – Hole (Detergent) | 1 |
| 10 | 00-748098 | Cover – Dryer (Previous Construction) | 1 |
| 11 | 00-748097-00001 | Panel – Cover (R-L Rear) (Previous Construction) | 1 |
| 12 | 00-748097-00002 | Panel – Cover (L-R Rear) (Previous Construction) | 1 |
| 13 | 00-476767 | Spacer – Panel (Dryer) | 1 |
| 14 | 00-476358 | Panel – Rear (Lower) | 1 |
| 15 | 00-289741 | Seal – Fan | 1 |
| 16 | 00-476262 | Panel – Blower Intake (R-L) (Previous Construction) | 1 |
| 17 | 00-476262-00002 | Panel – Blower Intake (L-R) (Previous Construction) | 1 |
| 18 | 00-748096-00001 | Panel – Cover (R-L Front) (Previous Construction) | 1 |
| 19 | 00-748096-00002 | Panel – Cover (L-R Front) (Previous Construction) | 1 |
| 20 | 00-748257-00001 | Cover – Dryer (Front) (Standard Height) (Previous Construction) | 1 |
| 21 | 00-748257-00002 | Cover – Dryer (Front) (6 In. Higher Than Standard) (Previous Construction) | 1 |
| 22 | 00-476261-00002 | Panel – Cover (R-L Front) (L-R Rear) (Previous Construction) | 1 |
| 23 | 00-476235 | Lid – Blower Dryer Chamber (Previous Construction) | 1 |
| 24 | 00-476261-00001 | Panel – Cover (R-L Rear) (L-R Front) (Previous Construction) | 1 |

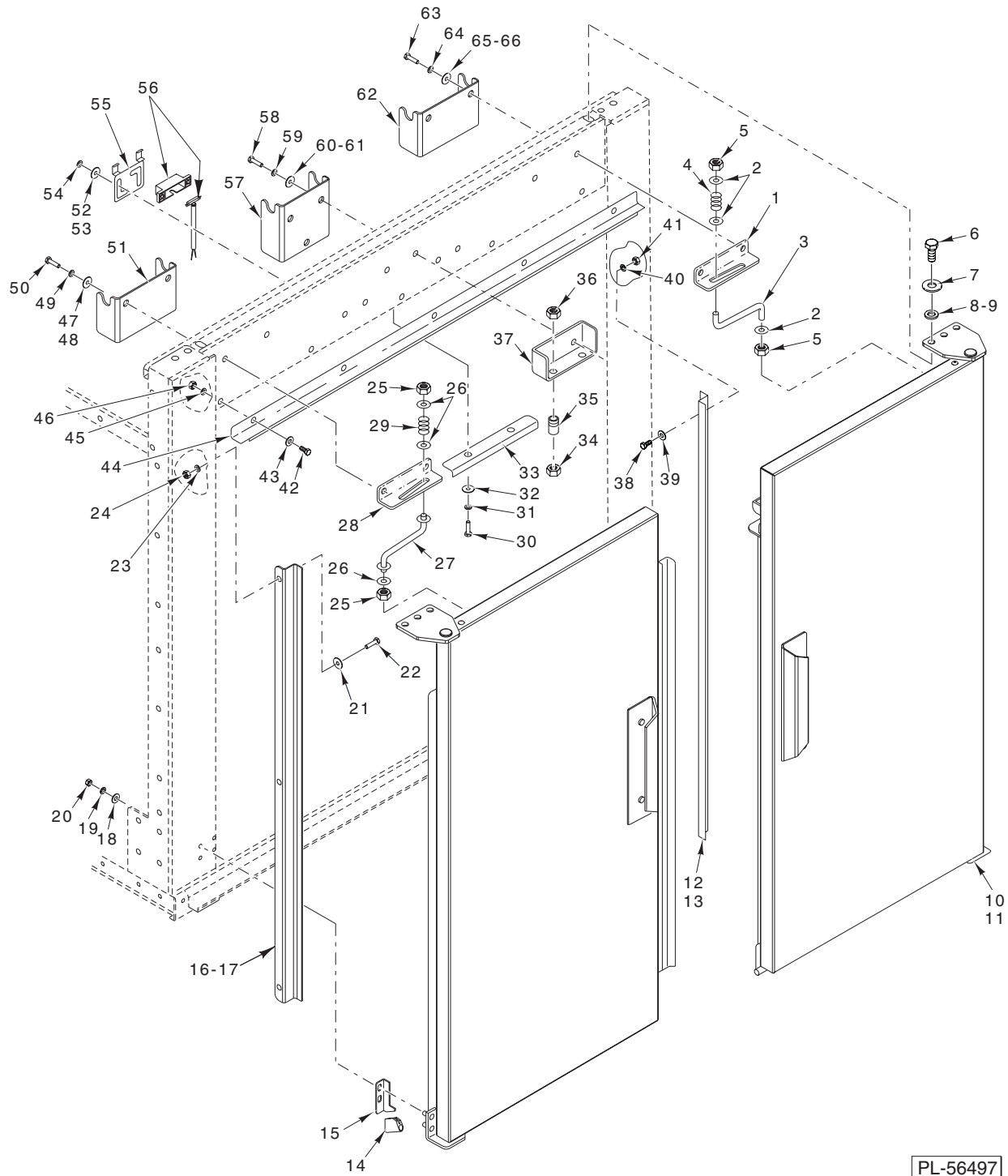


PL-56492

**HINGED DOORS
(DUAL RINSE AND BLOWER DRYER)**

**HINGED DOORS
(DUAL RINSE AND BLOWER DRYER)**

| ILLUS. PL-56492 | PART NO. | NAME OF PART | AMT. |
|--------------------|-----------------|---|------|
| 1 | 00-892184 | Plate – Top Hinge Weldment | 2 |
| 2 | 00-892210 | Bearing – Door Hinge | 2 |
| 3 | 00-892229-00002 | Door Assy. (RH) (Standard Height) (Incls. Items 5, 6, 7, 11 thru 14, 27 28, 30 thru 34, 36 thru 42, & 44 thru 47) | 1 |
| 4 | 00-892361-00002 | Door Assy. (RH) (6 In. Higher Than Standard) (Incls. Items 5, 6, 7, 11 thru 14, 27, 28, 30 thru 33, 35 thru 42, & 44 thru 47) | 1 |
| 5 | 00-892214 | Handle – Door | 1 |
| 6 | SC-041-05 | Cap Screw 1/4-20 x 5/8 Hex Hd. (SST) | 4 |
| 7 | 00-892210 | Bearing – Door Hinge | 2 |
| 8 | 00-892185 | Bracket – Bottom Hinge Weldment | 2 |
| 9 | 00-892230-00002 | Door Assy. (LH) (Standard Height) (Incls. Items 5, 6, 7, 15 thru 18, 20, 21, 22, 24, 26 thru 29, 31, 32, 33, 39 thru 43, 45, 46, & 47) | 1 |
| 10 | 00-892362-00002 | Door Assy. (LH) (6 In. Higher Than Standard) (Incls. Items 5, 6, 7, 14, 16 thru 19, 21 22, 23, 25, 27, 28, 29, 31, 32, 33, 39 thru 42, 45, 46, & 47) | 1 |
| 11 | WS-003-47 | Washer (SST) | AR |
| 12 | WL-006-17 | Lockwasher 1/4 Helical (SST) | AR |
| 13 | SC-041-01 | Cap Screw 1/4-20 x 3/4 Hex Hd. (SST) | AR |
| 14 | 00-892196-00001 | Deflector – Door Side (Standard Height) | 2 |
| 15 | 00-892196-00002 | Deflector – Door Side (6 In. Higher Than Standard) | 2 |
| 16 | WS-003-47 | Washer (SST) | AR |
| 17 | WL-006-17 | Lockwasher 1/4 Helical (SST) | AR |
| 18 | SC-041-01 | Cap Screw 1/4-20 x 3/4 Hex Hd. (SST) | AR |
| 19 | 00-892215-00001 | Gasket – Door Vertical (Standard Height) | 1 |
| 20 | 00-892215-00002 | Gasket – Door Vertical (6 In. Higher Than Standard) | 1 |
| 21 | WS-019-20 | Washer (SST) | 3 |
| 22 | NS-031-15 | Stop Nut 10-24 Hex ESNA Special (SST) | 3 |
| 23 | 00-892588-00001 | Overlap – Door Weldment (Standard Height) | 1 |
| 24 | 00-892588-00002 | Overlap – Door Weldment (6 In. Higher Than Standard) | 1 |
| 25 | 00-892585-00001 | Retainer – Door Seal (Standard Height) | 1 |
| 26 | 00-892585-00002 | Retainer – Door Seal (6 In. Higher Than Standard) | 1 |
| 27 | 00-892211-00002 | Gasket – Lower Door | 2 |
| 28 | 00-892213-00002 | Plate – Lower Seal Spacer | 2 |
| 29 | 00-892199-00002 | Seal – Lower Door (LH) | 1 |
| 30 | 00-892200-00002 | Seal – Lower Door (RH) | 1 |
| 31 | WS-003-47 | Washer (SST) | 10 |
| 32 | WL-006-17 | Lockwasher 1/4 Helical (SST) | 10 |
| 33 | SC-041-02 | Cap Screw 1/4-20 x 1 Hex Hd. (SST) | 10 |
| 34 | 00-892198-00001 | Seal – Door Overlap (Standard Height) | 1 |
| 35 | 00-892198-00002 | Seal – Door Overlap (6 In. Higher Than Standard) | 1 |
| 36 | WS-003-47 | Washer (SST) | AR |
| 37 | WL-006-17 | Lockwasher 1/4 Helical (SST) | AR |
| 38 | SC-041-01 | Cap Screw 1/4-20 x 3/4 Hex Hd. (SST) | AR |
| 39 | 00-892189-00002 | Bracket – Upper Door Seal | 2 |
| 40 | WS-017-06 | Washer (SST) | 4 |
| 41 | WL-006-17 | Lockwasher 1/4 Helical (SST) | 4 |
| 42 | SC-041-01 | Cap Screw 1/4-20 x 3/4 Hex Hd. (SST) | 4 |
| 43 | 00-892231-00001 | Bracket – Door Catch (LH) | 1 |
| 44 | 00-892231-00002 | Bracket – Door Catch (RH) | 1 |
| 45 | WS-017-06 | Washer (SST) | 6 |
| 46 | WL-006-17 | Lockwasher 1/4 Helical (SST) | 6 |
| 47 | SC-041-01 | Cap Screw 1/4-20 x 3/4 Hex Hd. (SST) | 6 |



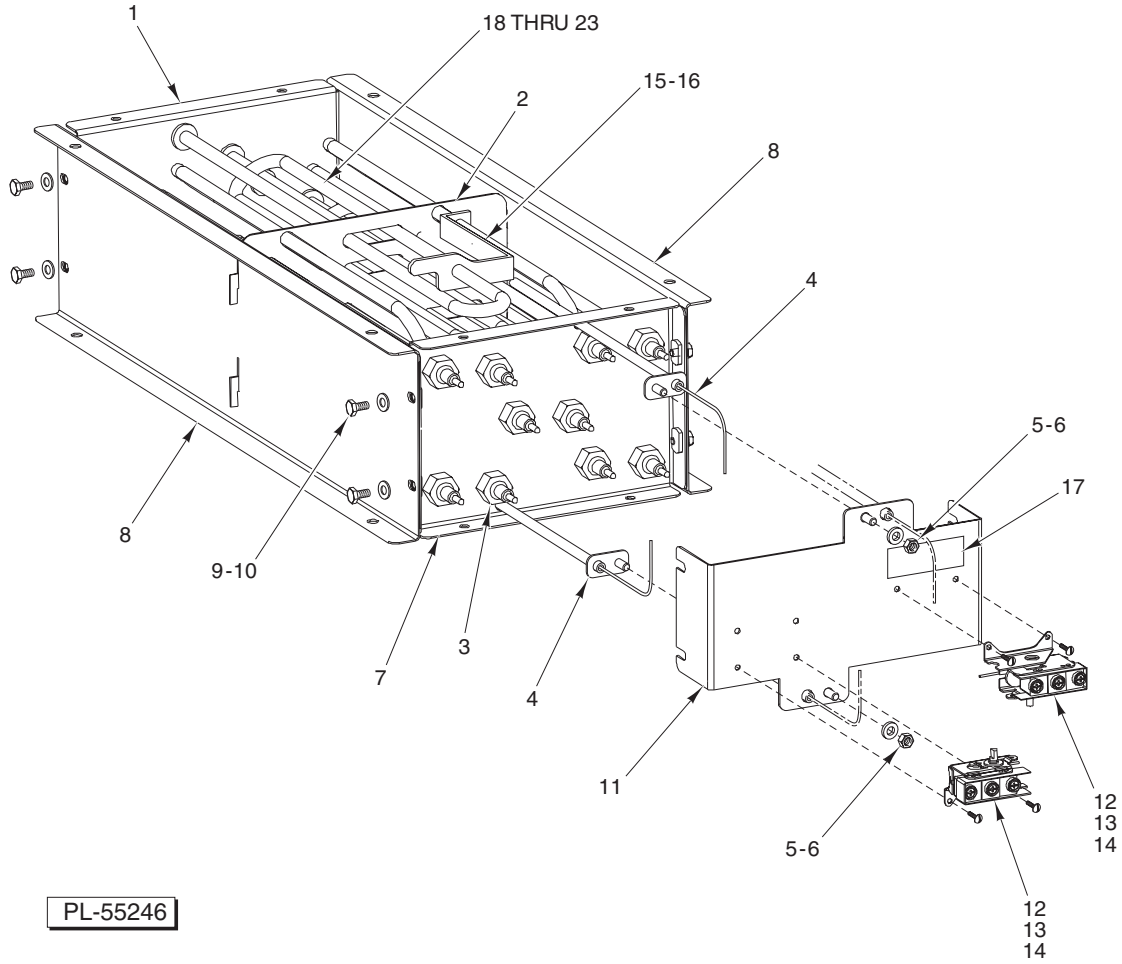
PL-56497

**HINGED DOOR ATTACHMENT
(UNLOAD AND DUAL RINSE SECTIONS)**

| ILLUS. | PART NO. | NAME OF PART | AMT. |
|----------|-----------------|--------------------------------------|------|
| PL-56497 | | | |
| 1 | 00-892208 | Bracket – Slide Door Stop (RH) | 1 |
| 2 | WS-017-01 | Washer (SST) | 3 |
| 3 | 00-892207-00002 | Rod – Door Stop Wldt. | 1 |
| 4 | SL-005-14 | Spring – Loading | 1 |

**HINGED DOOR ATTACHMENT
(UNLOAD AND DUAL RINSE SECTIONS) (Cont.)**

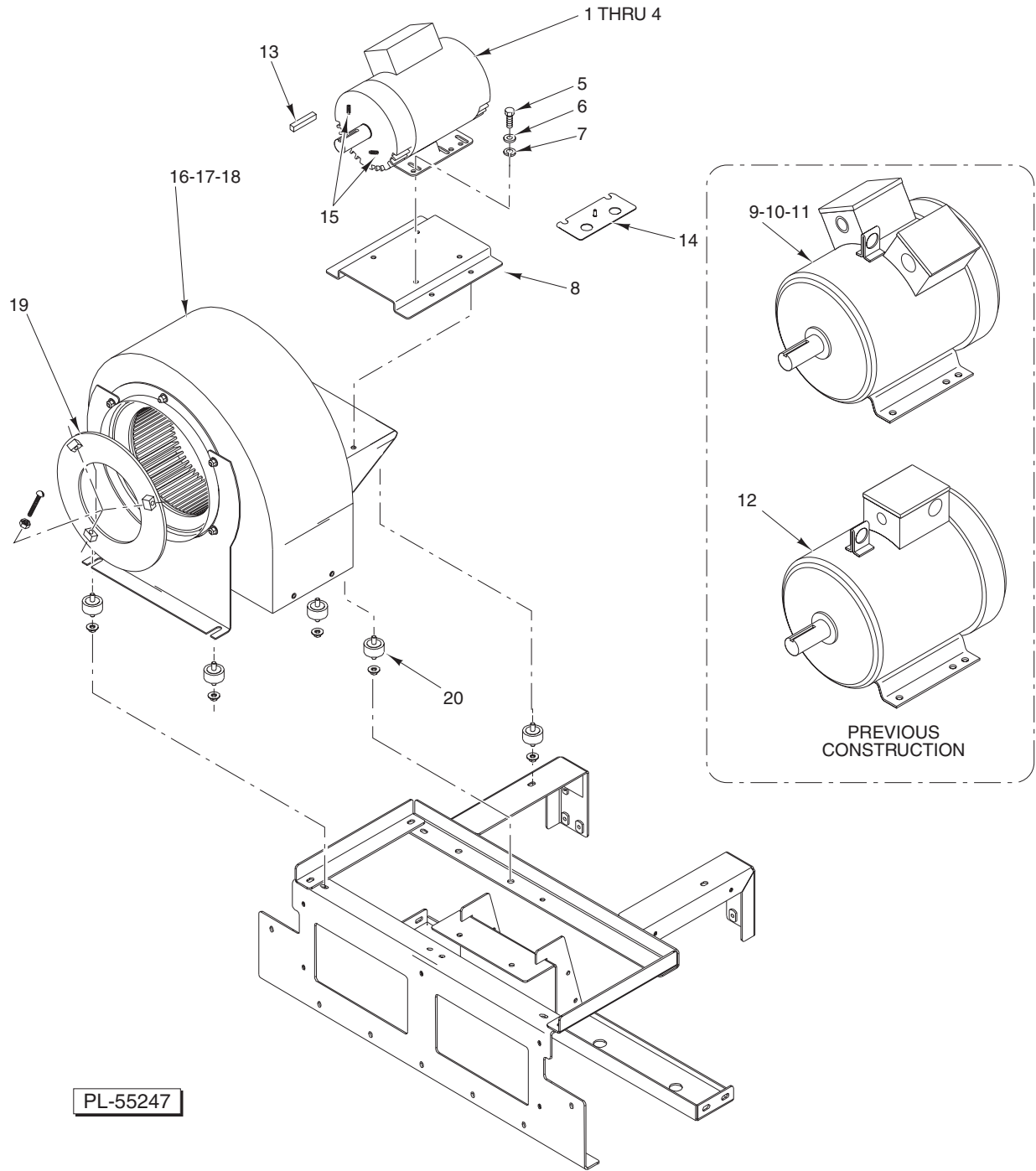
| ILLUS. PL-56497 | PART NO. | NAME OF PART | AMT. |
|--------------------|-----------------|--|------|
| 5 | NS-031-29 | Stop Nut ⁵ / ₁₆ -18 Special (SST) | 2 |
| 6 | SC-041-17 | Cap Screw ⁵ / ₁₆ -18 x 1 1/2 Hex Hd. (SST) | 6 |
| 7 | WS-017-01 | Washer (SST) | 12 |
| 8 | WL-006-23 | Lockwasher ⁵ / ₁₆ Helical | 6 |
| 9 | NS-015-11 | Nut ⁵ / ₁₆ -18 Hex (SST) | 6 |
| 10 | 00-892497 | Gasket – Lower Door (Corner) | 1 |
| 11 | 00-892436-00001 | Seal – Chamber Opening (Lower RH) | 1 |
| 12 | 00-892190-00001 | Bracket – Seal (Chamber Opening) (Standard Height) | 1 |
| 13 | 00-892190-00002 | Bracket – Seal (Chamber Opening) (6 In. Higher Than Standard) | 1 |
| 14 | 00-892497 | Gasket – Lower Door (Corner) | 1 |
| 15 | 00-892436-00002 | Seal – Chamber Opening (Lower LH) | 1 |
| 16 | 00-892190-00001 | Bracket – Seal (Chamber Opening) (Standard Height) | 1 |
| 17 | 00-892190-00002 | Bracket – Seal (Chamber Opening) (6 In. Higher Than Standard) | 1 |
| 18 | WS-017-06 | Washer (SST) | 8 |
| 19 | WL-006-17 | Lockwasher 1/4 Helical (SST) | 8 |
| 20 | NS-015-01 | Nut 1/4-20 Hex (SST) | 8 |
| 21 | WS-017-06 | Washer (SST) | 3 |
| 22 | SC-041-05 | Cap Screw 1/4-20 x 5/8 Hex Hd. (SST) | 3 |
| 23 | WL-006-17 | Lockwasher 1/4 Helical | 3 |
| 24 | NS-015-01 | Nut 1/4-20 Hex (SST) | 3 |
| 25 | NS-031-29 | Stop Nut ⁵ / ₁₆ -18 Special (SST) | 2 |
| 26 | WS-017-01 | Washer (SST) | 3 |
| 27 | 00-892207-00002 | Rod – Door Stop Wldt. | 1 |
| 28 | 00-892208-00002 | Bracket – Slide Door Stop (LH) | 1 |
| 29 | SL-005-14 | Spring – Loading | 1 |
| 30 | NS-015-01 | Nut 1/4-20 Hex (SST) | 2 |
| 31 | WL-006-17 | Lockwasher 1/4 Helical (SST) | 2 |
| 32 | WS-017-06 | Washer (SST) | 2 |
| 33 | 00-892589 | Deflector – Chamber Top | 1 |
| 34 | NS-048-44 | Jam Nut 3/8-24 Hex (SST) | 2 |
| 35 | 00-324221 | Catch – Door | 2 |
| 36 | NS-048-44 | Jam Nut 3/8-24 Hex (SST) | 2 |
| 37 | 00-892195 | Support – Door Catch | 1 |
| 38 | SC-041-05 | Cap Screw 1/4-20 x 5/8 Hex Hd. (SST) | 3 |
| 39 | WS-017-06 | Washer (SST) | 3 |
| 40 | WL-006-17 | Lockwasher ⁵ / ₁₆ Helical | 3 |
| 41 | NS-015-01 | Nut 1/4-20 Hex (SST) | 3 |
| 42 | SC-041-05 | Cap Screw 1/4-20 x 5/8 Hex Hd. (SST) | 5 |
| 43 | WS-017-06 | Washer (SST) | 5 |
| 44 | 00-892188-00001 | Bracket – Seal | 1 |
| 45 | WL-006-17 | Lockwasher 1/4 Helical | 5 |
| 46 | NS-015-01 | Nut 1/4-20 Hex (SST) | 5 |
| 47 | WL-006-23 | Lockwasher ⁵ / ₁₆ Helical | 2 |
| 48 | NS-015-11 | Nut ⁵ / ₁₆ -18 Hex (SST) | 2 |
| 49 | WS-017-01 | Washer (SST) | 4 |
| 50 | SC-041-11 | Cap Screw ⁵ / ₁₆ -18 x 3/4 Hex Hd. (SST) | 2 |
| 51 | 00-892209 | Plate – Door Stop Reinforcement | 1 |
| 52 | WL-006-17 | Lockwasher 1/4 Helical (Dual Rinse Only) | 4 |
| 53 | NS-015-01 | Nut 1/4-20 Hex (SST) (Dual Rinse Only) | 4 |
| 54 | WS-017-06 | Washer (SST) (Dual Rinse Only) | 4 |
| 55 | 00-748124 | Bracket – Magnet Adjustable (Dual Rinse Only) | 2 |
| 56 | 00-476725-00035 | Switch – Interlock (FT900W) (Dual Rinse Only) | 1 |
| 57 | 00-892204 | Latch – Reinforcement (Chamber) | 1 |
| 58 | SC-041-11 | Cap Screw ⁵ / ₁₆ -18 x 3/4 Hex Hd. (SST) | 2 |
| 59 | WS-017-01 | Washer (SST) | 4 |
| 60 | WL-006-23 | Lockwasher ⁵ / ₁₆ Helical | 2 |
| 61 | NS-015-11 | Nut ⁵ / ₁₆ -18 Hex (SST) | 2 |
| 62 | 00-892209 | Plate – Door Stop Reinforcement | 1 |
| 63 | SC-041-05 | Cap Screw 1/4-20 x 5/8 Hex Hd. (SST) | 2 |
| 64 | WS-017-06 | Washer (SST) | 4 |
| 65 | WL-006-17 | Lockwasher 1/4 Helical | 2 |
| 66 | NS-015-11 | Nut ⁵ / ₁₆ -18 Hex (SST) | 2 |



HEATER (ELECTRIC DRYER)

HEATER (ELECTRIC DRYER)

| ILLUS. PL-55246 | PART NO. | NAME OF PART | AMT. |
|--------------------|-----------------|--|------|
| 1 | 00-476244 | Bracket – Mounting (4 Element) | 1 |
| 2 | 00-476381 | Plate – Element Spacer | 1 |
| 3 | NS-015-17 | Mach. Nut 5/8-11 Hex | 18 |
| 4 | 00-748108-00001 | Tube – Thermostat | 2 |
| 5 | WL-006-17 | Lockwasher 1/4 Medium | 2 |
| 6 | NS-015-01 | Nut 1/4-20 Hex (SST) | 2 |
| 7 | 00-476243 | Bracket – Mounting (5 Element) | 1 |
| 8 | 00-476255-00001 | Bracket – Side Mounting | 2 |
| 9 | SC-041-50 | Cap Screw 1/4-20 x 1/2 Hex Hd. | 8 |
| 10 | WS-017-06 | Washer | 8 |
| 11 | 00-748112 | Bracket – Thermostat | 1 |
| 12 | 00-294681-026-1 | Thermostat – Electric Blower Dryer | 2 |
| 13 | SC-021-08 | Mach. Screw 6-32 x 3/8 Rd. Hd. (SST) | 4 |
| 14 | NS-031-50 | Stop Nut 6-32 Hex (SST) | 4 |
| 15 | 00-749619 | Bracket – Spacer Capillary Tube | 1 |
| 16 | 00-074348 | Speed Nut 10-24 | 1 |
| 17 | 0F-034002 | Label – Thermostat (Dryer) | 1 |
| 18 | 00-289745-00001 | Heater – Air (200/60/3) | AR |
| 19 | 00-289745-00002 | Heater – Air (230/60/3) | AR |
| 20 | 00-289745-00003 | Heater – Air (460/60/3) | AR |
| 21 | 00-289745-00004 | Heater – Air (600 V.) | AR |
| 22 | 00-289745-00005 | Heater – Air (380 V.) | AR |
| 23 | 00-289745-00006 | Heater – Air (415 V.) | AR |

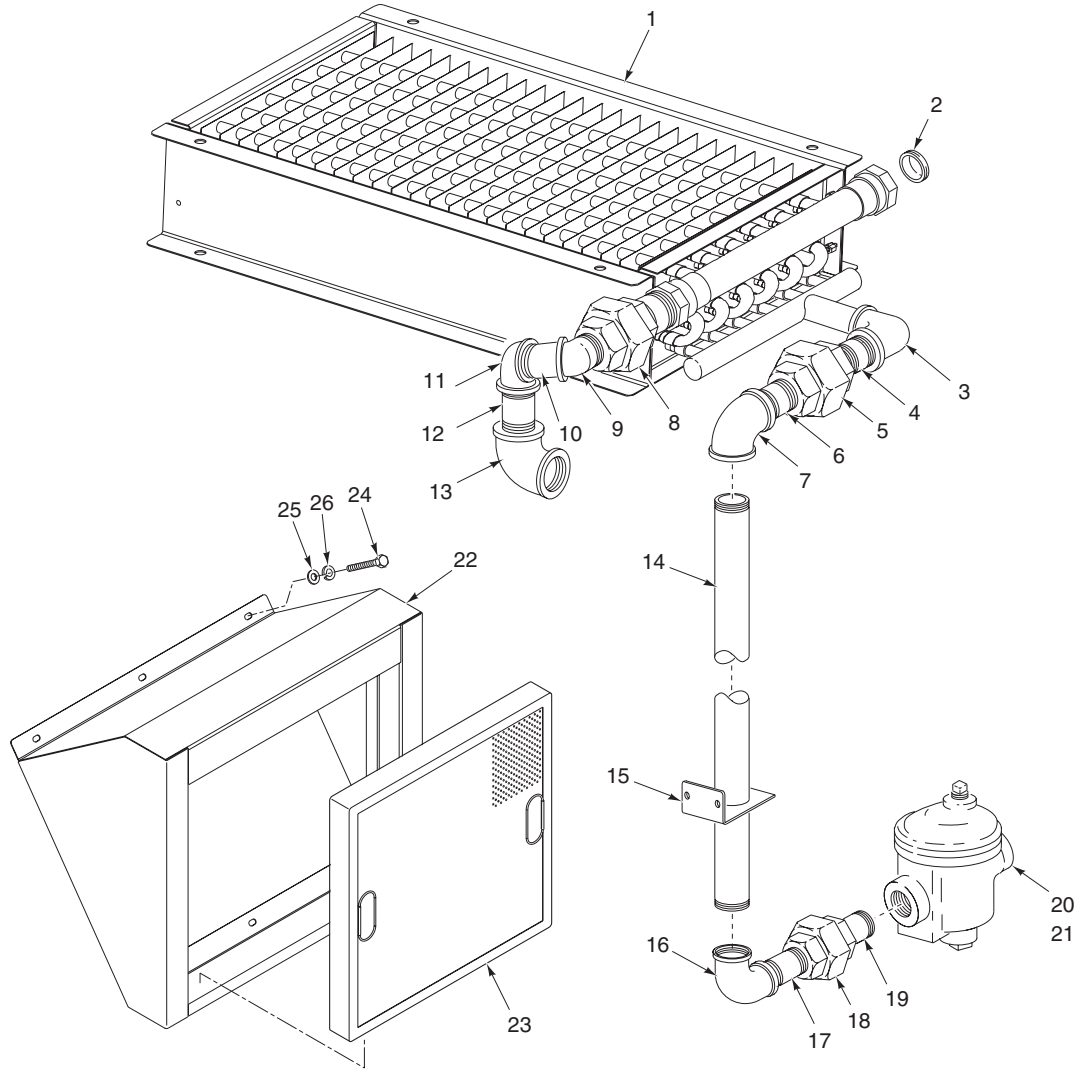


**MOTOR – BLOWER DRYER
(PREVIOUS CONSTRUCTION)**

**MOTOR – BLOWER DRYER
(PREVIOUS CONSTRUCTION)**

| ILLUS. PL-55247 | PART NO. | NAME OF PART | AMT. |
|--------------------|-----------------|---|------|
| 1 | 00-892800-00001 | Motor – Blower (200-230/460/60/3) (2 Hp.)..... | 1 |
| 2 | 00-892800-00002 | Motor – Blower (190-240/380-480/50/3) (2 Hp.) | 1 |
| 3 | 00-892800-00003 | Motor – Blower (575/60/3) (2 Hp.) | 1 |
| 4 | 00-892800-00004 | Motor – Blower (380/60/3) (2 Hp.) | 1 |
| 5 | SC-041-29 | Cap Screw ³ / ₈ -16 x ⁷ / ₈ Hex Hd. (SST) (Use With Items 1 thru 4) | 8 |
| 6 | WS-006-44 | Washer (SST) (Use With Items 1 thru 4) | 8 |
| 7 | WL-006-28 | Lockwasher ³ / ₈ Helical (SST) (Use With Items 1 thru 4) | 8 |
| 8 | 00-892797 | Bracket – Motor Support (2 Hp.)..... | 1 |
| *9 | 00-748700-00001 | Motor – Blower (208-230/460/60/3) (3 Hp.) (Previous Construction) | 1 |
| *10 | 00-748700-00002 | Motor – Blower (200-240/380-415/50/3) (3 Hp.) (Previous Construction) | 1 |
| *11 | 00-748700-00004 | Motor – Blower (380/60/3) (3 Hp.) (Previous Construction) | 1 |
| *12 | 00-748700-00003 | Motor – Blower (575/60/3) (3 Hp.) (Previous Construction) | 1 |
| 13 | 00-012430-00173 | Key ¹ / ₄ Sq. x 2 ¹ / ₄ Lg. | 1 |
| 14 | 00-748246 | Bracket – Cord..... | 1 |
| 15 | SC-047-35 | Set Screw ⁵ / ₁₆ -18 x ¹ / ₂ Hdls., Cup Pt. | 2 |
| 16 | 00-748050-00002 | Blower Housing Assy. | 1 |
| 17 | 00-748050-00003 | Blower Impeller (Steam) | 1 |
| 18 | 00-748050-00004 | Blower Impeller (Electric) | 1 |
| 19 | 00-748747 | Plate – Orifice | 1 |
| 20 | 00-748021-00001 | Bushing – Blower/Dryer | 5 |
| | 00-476751-00014 | Cable Assy. (Electric Blower Dryer Control) | 1 |
| | 00-476742-00005 | Cable Assy. (Blower Dryer Motor) | 1 |
| | 00-476745-00020 | Cable Assy. (Blower Dryer Motor Overload) | 1 |
| | FE-022-84 | Strain Relief ¹ / ₂ NPT | 2 |
| | FE-024-88 | Lock Nut – Electric ¹ / ₂ (Nylon) | 2 |
| | FE-024-59 | Connector Straight (Non-Metallic) Sealtite (1 Male) | 1 |
| | FE-024-63 | Connector 45 Deg. (Non-Metallic) Sealtite (1 Male) | 1 |

*Obsolete Part Number. For Replacement, Use Items 1 thru 8.

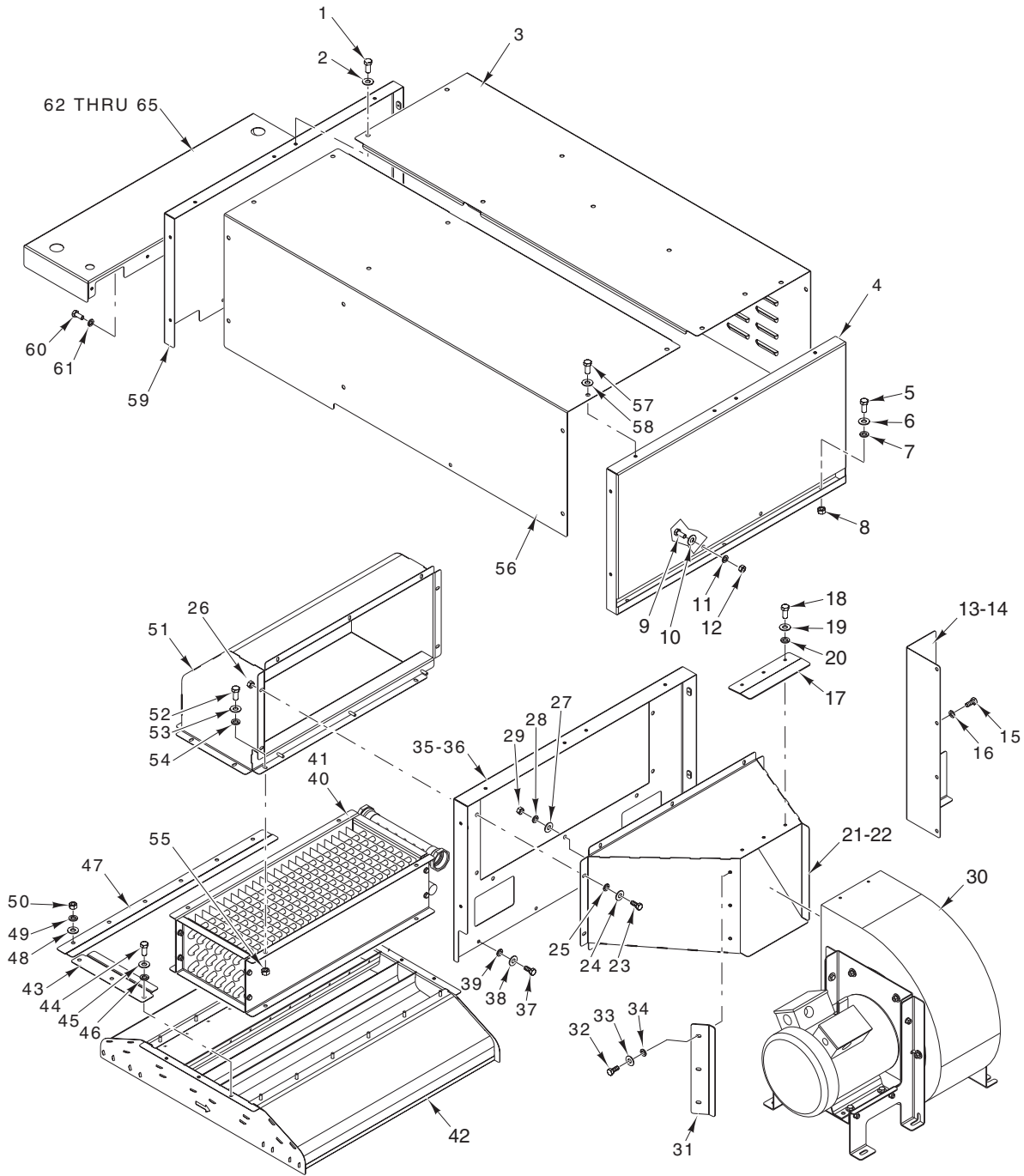


PL-55248

**HEATER (STEAM DRYER)
(PREVIOUS CONSTRUCTION)**

**HEATER (STEAM DRYER)
(PREVIOUS CONSTRUCTION)**

| ILLUS. PL-55248 | PART NO. | NAME OF PART | AMT. |
|--------------------|-----------------|--|------|
| 1 | 00-476294 | Coil Assy. – Steam Heat | 1 |
| 2 | FP-089-04 | Plug – Pipe 1 1/2 | 1 |
| 3 | FP-013-27 | Elbow – Pipe 1 x 90 Deg. | 1 |
| 4 | FP-059-41 | Pipe 1 x 1 3/4 TBE | 1 |
| 5 | FP-022-23 | Union 1 In. | 1 |
| 6 | FP-059-41 | Pipe 1 x 1 3/4 TBE | 1 |
| 7 | FP-013-27 | Elbow – Pipe 1 x 90 Deg. | 1 |
| 8 | FP-088-94 | Union – Pipe 1 1/2 NPT (Ground Seat) | 1 |
| 9 | FP-088-92 | Elbow – Pipe 1 1/2 x 45 Deg. | 1 |
| 10 | FP-036-36 | Pipe 1 1/2 x 2.000 | 1 |
| 11 | FP-013-37 | Elbow – Pipe 1 1/2 x 90 Deg. | 1 |
| 12 | FP-067-19 | Pipe 1 1/2 x 2.000 | 1 |
| 13 | FP-013-37 | Elbow – Pipe 1 1/2 x 90 Deg. | 1 |
| 14 | FP-059-29 | Pipe 1 x 53 TBE | 1 |
| 15 | 00-476679 | Bracket – Pipe Holder | 1 |
| 16 | FP-079-97 | Elbow – Reducing 90 Deg. x 1 to 3/4 | 1 |
| 17 | FP-036-95 | Nipple 3/4 x 2 TBE | 1 |
| 18 | FP-022-17 | Union 3/4 (Grd. Seat) | 1 |
| 19 | FP-036-95 | Nipple 3/4 x 2 TBE | 1 |
| 20 | 00-118316 | Steam Trap (0-20 PSI) | 1 |
| 21 | 00-118317 | Steam Trap (21-50 PSI) | 1 |
| 22 | 00-749061 | Housing – Filter Weldment | 1 |
| 23 | 00-749224 | Filter – Dryer | 1 |
| 24 | SC-041-10 | Cap Screw 5/16-18 x 5/8 Hex Hd. | 6 |
| 25 | WS-017-01 | Washer | 6 |
| 26 | WL-006-23 | Lockwasher 5/16 Medium (SST) | 6 |
| | 00-476877-00001 | Valve – Steam 1 1/2 In. (125 PSI) | 1 |
| | 00-476878 | Service Kit – 1 1/2 In. Valve | 1 |
| | 00-476757 | Coil – Solenoid Valve (110-120 V.) | 1 |



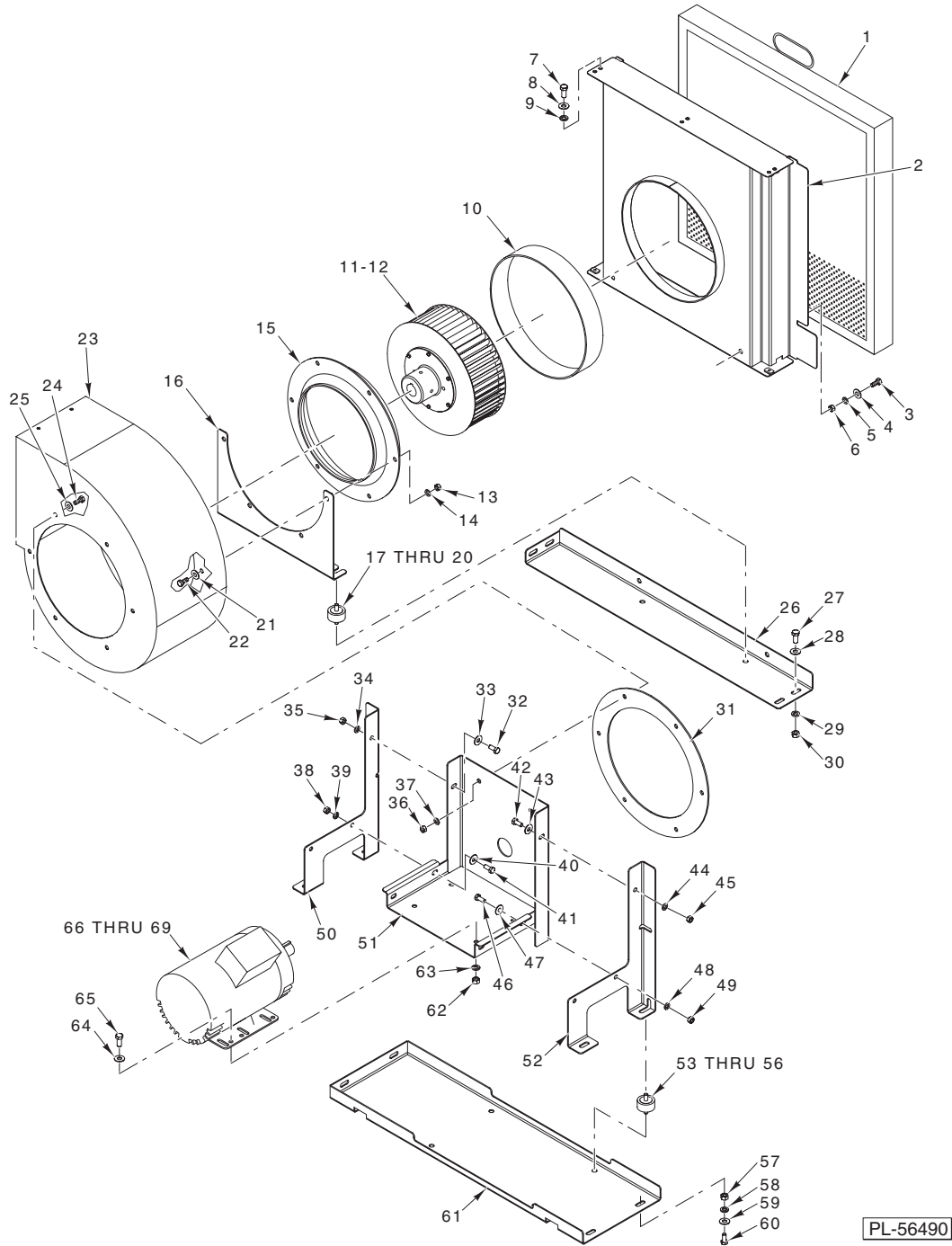
PL-56491

LOW PROFILE BLOWER DRYER

| ILLUS. | PART NO. | NAME OF PART | AMT. |
|----------|-----------|--------------------------------------|------|
| PL-56491 | | | |
| 1 | SC-041-05 | Cap Screw 1/4-20 x 5/8 Hex Hd. (SST) | 15 |
| 2 | WS-017-06 | Washer (SST) | 15 |
| 3 | 00-892431 | Cover – Dryer Inlet Side | 1 |
| 4 | 00-892429 | Panel – Exit Support | 1 |
| 5 | SC-041-05 | Cap Screw 1/4-20 x 5/8 Hex Hd. (SST) | 2 |
| 6 | WS-017-06 | Washer (SST) | 2 |
| 7 | WL-006-17 | Lockwasher 1/4 Helical (SST) | 2 |
| 8 | NS-015-01 | Nut 1/4-20 Hex (SST) | 2 |

LOW PROFILE BLOWER DRYER (Cont.)

| ILLUS. PL-56491 | PART NO. | NAME OF PART | AMT. |
|--------------------|-----------------|--|------|
| 9 | SC-041-05 | Cap Screw 1/4-20 x 5/8 Hex Hd. (SST) | 3 |
| 10 | WS-017-06 | Washer (SST) | 3 |
| 11 | WL-006-17 | Lockwasher 1/4 Helical (SST) | 3 |
| 12 | NS-015-01 | Nut 1/4-20 Hex (SST) | 3 |
| 13 | 00-892409-00001 | Baffle – Chamber Inlet L-R | 1 |
| 14 | 00-892409-00002 | Baffle – Chamber Inlet R-L | 1 |
| 15 | SC-041-05 | Cap Screw 1/4-20 x 5/8 Hex Hd. (SST) | 5 |
| 16 | WL-006-17 | Lockwasher 1/4 Helical (SST) | 5 |
| 17 | 00-892425 | Bracket – Duct Top | 1 |
| 18 | SC-041-05 | Cap Screw 1/4-20 x 5/8 Hex Hd. (SST) | 3 |
| 19 | WS-017-06 | Washer (SST) | 3 |
| 20 | WL-006-17 | Lockwasher 1/4 Helical (SST) | 3 |
| 21 | 00-892415 | Transition Wldmt. – Blower L-R | 1 |
| 22 | 00-892420 | Transition Wldmt. – Blower R-L | 1 |
| 23 | SC-041-05 | Cap Screw 1/4-20 x 5/8 Hex Hd. (SST) | 7 |
| 24 | WS-017-06 | Washer (SST) | 14 |
| 25 | WL-006-17 | Lockwasher 1/4 Helical (SST) | 7 |
| 26 | NS-015-01 | Nut 1/4-20 Hex (SST) | 7 |
| 27 | WS-017-06 | Washer (SST) | 3 |
| 28 | WL-006-17 | Lockwasher 1/4 Helical (SST) | 3 |
| 29 | NS-015-01 | Nut 1/4-20 Hex (SST) | 3 |
| 30 | - | Motor – Blower (See Page 129) | 1 |
| 31 | 00-892426 | Bracket – Duct Side | 1 |
| 32 | SC-041-05 | Cap Screw 1/4-20 x 5/8 Hex Hd. (SST) | 3 |
| 33 | WS-017-06 | Washer (SST) | 3 |
| 34 | WL-006-17 | Lockwasher 1/4 Helical (SST) | 3 |
| 35 | 00-892410-00001 | Support Duct – Dryer L-R | 1 |
| 36 | 00-892410-00002 | Support Duct – Dryer R-L | 1 |
| 37 | SC-041-05 | Cap Screw 1/4-20 x 5/8 Hex Hd. (SST) | 6 |
| 38 | WS-017-06 | Washer (SST) | 6 |
| 39 | WL-006-17 | Lockwasher 1/4 Helical (SST) | 6 |
| 40 | - | Heat Exchanger – Steam (Shown) (See Page 125, Item 1) | 1 |
| 41 | - | Heat Exchanger – Electric (Not Shown) (See Page 121, Item 1) | 1 |
| 42 | 00-748698 | Plenum | 1 |
| 43 | 00-748129 | Retainer – Offset Heat Box | 2 |
| 44 | SC-041-05 | Cap Screw 1/4-20 x 5/8 Hex Hd. (SST) | 6 |
| 45 | WS-017-06 | Washer (SST) | 6 |
| 46 | WL-006-17 | Lockwasher 1/4 Helical (SST) | 6 |
| 47 | 00-476680 | Bracket – Offset Retainer | 1 |
| 48 | WS-017-06 | Washer (SST) | 12 |
| 49 | WL-006-17 | Lockwasher 1/4 Helical (SST) | 12 |
| 50 | NS-015-01 | Nut 1/4-20 Hex (SST) | 12 |
| 51 | 00-892411 | Duct – Blower Weldment | 1 |
| 52 | SC-041-05 | Cap Screw 1/4-20 x 5/8 Hex Hd. (SST) | 4 |
| 53 | WS-017-06 | Washer (SST) | 4 |
| 54 | WL-006-17 | Lockwasher 1/4 Helical (SST) | 4 |
| 55 | NS-015-01 | Nut 1/4-20 Hex (SST) | 4 |
| 56 | 00-892430 | Cover – Dryer (Blower Side) | 1 |
| 57 | SC-041-05 | Cap Screw 1/4-20 x 5/8 Hex Hd. (SST) | 12 |
| 58 | WS-017-06 | Washer (SST) | 12 |
| 59 | 00-892428 | Panel – Exit Support | 1 |
| 60 | SC-041-05 | Cap Screw 1/4-20 x 5/8 Hex Hd. (SST) | 5 |
| 61 | WL-006-17 | Lockwasher 1/4 Helical (SST) | 5 |
| 62 | 00-892427 | Cover – Top Inlet | 1 |
| 63 | SC-041-05 | Cap Screw 1/4-20 x 5/8 Hex Hd. (SST) | 2 |
| 64 | WS-017-06 | Washer (SST) | 2 |
| 65 | WL-006-17 | Lockwasher 1/4 Helical (SST) | 2 |



PL-56490

**BLOWER MOTOR
(LOW PROFILE)**

| ILLUS. | PART NO. | NAME OF PART | AMT. |
|----------|-----------|--|------|
| PL-56490 | | | |
| 1 | 00-749224 | Filter – Dryer | 1 |
| 2 | 00-892406 | Inlet Weldment – Blower | 1 |
| 3 | SC-041-11 | Cap Screw $\frac{5}{16}$ -18 x $\frac{3}{4}$ Hex Hd. (SST) | 2 |
| 4 | WS-017-01 | Washer (SST) | 2 |
| 5 | WL-006-23 | Lockwasher $\frac{5}{16}$ Helical (SST) | 2 |
| 6 | NS-015-11 | Nut $\frac{5}{16}$ -18 Hex (SST) | 2 |
| 7 | SC-041-05 | Cap Screw $\frac{1}{4}$ -20 x $\frac{5}{8}$ Hex Hd. (SST) | 3 |

**BLOWER MOTOR
(LOW PROFILE) (Cont.)**

| ILLUS. | PART NO. | NAME OF PART | AMT. |
|--------|-----------------|---|------|
| | PL-56490 | | |
| 8 | WS-017-06 | Washer (SST) | 3 |
| 9 | WL-006-17 | Lockwasher 1/4 Helical (SST) | 3 |
| 10 | 00-289741 | Seal – Fan | 1 |
| 11 | 00-748050-00004 | Impeller – Blower (60 Hz.) (Electric Heat) | 1 |
| 12 | 00-748050-00003 | Impeller – Blower (50/60 Hz., Steam Heat) (50 Hz., Electric Heat) | 1 |
| 13 | NS-015-01 | Nut 1/4-20 Hex (SST) | 4 |
| 14 | WL-006-23 | Lockwasher 5/16 Helical (SST) | 4 |
| 15 | 00-748050-00001 | Plate – Orifice | 1 |
| 16 | 00-892398 | Support – Blower | 1 |
| 17 | 00-748021-00001 | Bushing – Blower/Dryer | 2 |
| 18 | WS-017-01 | Washer (SST) | 2 |
| 19 | WL-006-23 | Lockwasher 5/16 Helical (SST) | 2 |
| 20 | NS-015-01 | Nut 1/4-20 Hex (SST) | 2 |
| 21 | WS-017-01 | Washer (SST) | 4 |
| 22 | SC-041-55 | Cap Screw 5/16-20 x 3/4 Hex Hd. (SST) | 4 |
| 23 | 00-748050-00001 | Housing Assy. – Blower | 1 |
| 24 | SC-041-55 | Cap Screw 5/16-20 x 3/4 Hex Hd. (SST) | 2 |
| 25 | WS-017-01 | Washer (SST) | 2 |
| 26 | 00-892396 | Support Frame – Blower Front | 1 |
| 27 | SC-041-11 | Nut 5/16-18 Hex (SST) | 4 |
| 28 | WS-017-01 | Washer (SST) | 8 |
| 29 | WL-006-23 | Lockwasher 5/16 Helical (SST) | 4 |
| 30 | NS-015-11 | Nut 5/16-18 Hex (SST) | 4 |
| 31 | 00-748050-00001 | Gasket | 1 |
| 32 | SC-041-11 | Cap Screw 5/16-18 x 3/4 Hex Hd. (SST) | 2 |
| 33 | WS-017-01 | Washer (SST) | 2 |
| 34 | WL-006-23 | Lockwasher 5/16 Helical (SST) | 2 |
| 35 | NS-015-11 | Nut 5/16-18 Hex (SST) | 2 |
| 36 | NS-015-11 | Nut 5/16-18 Hex (SST) | 2 |
| 37 | WL-006-23 | Lockwasher 5/16 Helical (SST) | 2 |
| 38 | NS-015-11 | Nut 5/16-18 Hex (SST) | 2 |
| 39 | WL-006-23 | Lockwasher 5/16 Helical (SST) | 2 |
| 40 | WS-017-01 | Washer (SST) | 2 |
| 41 | SC-041-11 | Cap Screw 5/16-18 x 3/4 Hex Hd. (SST) | 2 |
| 42 | SC-041-11 | Cap Screw 5/16-18 x 3/4 Hex Hd. (SST) | 2 |
| 43 | WS-017-01 | Washer (SST) | 2 |
| 44 | WL-006-23 | Lockwasher 5/16 Helical (SST) | 2 |
| 45 | NS-015-11 | Nut 5/16-18 Hex (SST) | 2 |
| 46 | SC-041-11 | Cap Screw 5/16-18 x 3/4 Hex Hd. (SST) | 2 |
| 47 | WS-017-01 | Washer (SST) | 2 |
| 48 | WL-006-23 | Lockwasher 5/16 Helical (SST) | 2 |
| 49 | NS-015-11 | Nut 5/16-18 Hex (SST) | 2 |
| 50 | 00-892593-00001 | Support – Side Housing (LH) | 1 |
| 51 | 00-892591 | Support – Motor Blower | 1 |
| 52 | 00-892593-00002 | Support – Side Housing (RH) | 1 |
| 53 | 00-748021-00001 | Bushing Blower/Dryer | 4 |
| 54 | WS-017-01 | Washer (SST) | 4 |
| 55 | WL-006-23 | Lockwasher 5/16 Helical (SST) | 4 |
| 56 | NS-015-11 | Nut 5/16-18 Hex (SST) | 4 |
| 57 | NS-015-11 | Nut 5/16-18 Hex (SST) | 4 |
| 58 | WL-006-23 | Lockwasher 5/16 Helical (SST) | 4 |
| 59 | WS-017-01 | Washer (SST) | 8 |
| 60 | SC-041-11 | Cap Screw 5/16-18 x 3/4 Hex Hd. (SST) | 4 |
| 61 | 00-892397 | Support Frame – Blower Rear | 1 |
| 62 | NS-015-13 | Nut 3/8-16 Hex (SST) | 4 |
| 63 | WL-006-28 | Lockwasher 3/8 Helical (SST) | 4 |
| 64 | WS-006-44 | Washer (SST) | 4 |
| 65 | SC-041-29 | Cap Screw 3/8-16 x 7/8 Hex Hd. (SST) | 4 |
| 66 | 00-892800-00001 | Motor – Blower (208-230/460/60/3) (2 Hp.) | 1 |
| 67 | 00-892800-00002 | Motor – Blower (190-240/380-415/50/3) (2 Hp.) | 1 |
| 68 | 00-892800-00003 | Motor – Blower (575/60/3) (2 Hp.) | 1 |
| 69 | 00-892800-00004 | Motor – Blower (380/60/3) (2 Hp.) | 1 |
| | 00-892590 | Housing – Blower Assy. (Incls. Items 16, 23, & 32 Thru 52) | 1 |

UNLOAD PLATFORM

| ILLUS. | PART NO. | NAME OF PART | AMT. |
|--------|-----------------|--|------|
| | PL-56679 | | |
| 1 | 00-748074 | Panel – Drive End | 1 |
| 2 | 00-289629-00002 | Door – Access | 1 |
| 3 | 00-185888 | Spring – Door | 2 |
| 4 | NS-025-04 | Crown Nut 1/4-20 (SST) | 4 |
| 5 | 00-475874 | Foot | 4 |
| 6 | 00-475820 | Support – Unload – Platform | 1 |
| 7 | 00-476324 | Angle – Support – Platform | 2 |
| 8 | 00-476991-00001 | Cover – Chain (R-L) | 1 |
| 9 | 00-476991-00002 | Cover – Chain (L-R) | 1 |
| 10 | 00-476725-00014 | Switch – Interlock Dish Limit 5 & 7 Unload | 1 |
| 11 | 00-476725-00015 | Switch – Interlock Dish Limit 9 & 11 Unload | 1 |
| 12 | 00-748124 | Bracket – Adjustment Magnet | 1 |
| 13 | 00-475893 | Arm – Trip Weldment (Type A) (Previous Construction) | 1 |
| 14 | 00-892521 | Arm – Trip Weldment (Current Construction) | 1 |
| 15 | 00-289637 | Spring – Trip Arm | 2 |
| 16 | 00-475807-00001 | Bracket – Stop (Trip Arm, R-L) | 1 |
| 17 | 00-475807-00002 | Bracket – Stop (Trip Arm, L-R) | 1 |
| 18 | 00-748068-00001 | Bracket – Arm (LH) | 1 |
| 19 | 00-748068-00002 | Bracket – Arm (RH) | 1 |
| 20 | WS-017-08 | Washer | 4 |
| 21 | NS-036-19 | Stop Nut 5/16-18 Hex (SST) | 4 |
| 22 | 00-475805 | Spacer – Pivot (Trip Arm) | 2 |
| 23 | 00-475806 | Rod – Stop Trip Arm | 2 |
| 24 | 00-476254-00001 | Plate – Pivot (Load Platform) | 1 |
| 25 | 00-476254-00002 | Plate – Pivot (Load Platform) (Shown) | 1 |
| 26 | 00-748067-00001 | Rod – Conveyor (Cross Rod, 23 ⁹ / ₁₆) | AR |
| 27 | 00-083367 | Spacer – Conveyor (1 ¹ / ₈ In.) | AR |
| 28 | 00-083367-00002 | Spacer – Conveyor (1 ³ / ₄ In.) | AR |
| 29 | NS-031-21 | Stop Nut 1/4-20 Hex (SST) | AR |
| 30 | 00-476979-00001 | Panel – Cover Motor Taper (R-L) | 1 |
| 31 | 00-476979-00002 | Panel – Cover Motor Taper (L-R) | 1 |
| 32 | 00-475830 | Trip Finger Wldt. (Type A/Type AA) (Previous Construction) | 1 |
| 33 | 00-748094 | Trip Finger Wldt. (Cross Rods) (Previous Construction) | 1 |
| 34 | 00-892522 | Trip Finger Assy., Type A (Current Construction) | 1 |
| 35 | 00-892523-00001 | Trip Finger Assy. W/Cross Rods, Type A Links (Current Construction) | 1 |
| 36 | 00-892523-00002 | Trip Finger Assy. W/Cross Rods, Type BB Links (Current Construction) | 1 |
| 37 | 00-892515 | Trip Finger Assy., Type BB (Current Construction) | 1 |
| 38 | SC-041-05 | Cap Screw 1/4-20 x 5/8 Hex Hd. (SST) | 5 |
| 39 | 00-475971 | Platform Assy. | 1 |
| 40 | WL-006-17 | Lockwasher 1/4 Helical (SST) | 5 |
| 41 | 00-476746-00001 | Bracket – Start/Stop Unload (R-L) | 1 |
| 42 | 00-476746-00002 | Bracket – Start/Stop Unload (L-R) | 1 |
| 43 | 00-476654 | Box – Switch (Start/Stop) | 1 |
| 44 | 00-288465 | Lid & Gasket Assy. | 1 |
| 45 | SD-012-20 | Self-Tapping Screw 8-32 x 1/2 Phil. Truss Hd., Type T | 4 |
| 46 | FE-022-43 | Bushing – Electric Snap | 1 |
| 47 | 00-749986-00003 | Block – Contact (Stop) | 1 |
| 48 | 00-749992 | Button – Push (Extended) | 1 |
| 49 | 00-749986-00004 | Block – Contact (Start) | 1 |
| 50 | 00-892001 | Button – Push (Flush) | 1 |
| | 00-476751-00006 | Cable Assy. – 5 Ft. & 7 Ft. Unload Start/Stop | 1 |
| | 00-476751-00005 | Cable Assy. – 9 Ft. & 11 Ft. Unload Start/Stop | 1 |

NOTES: