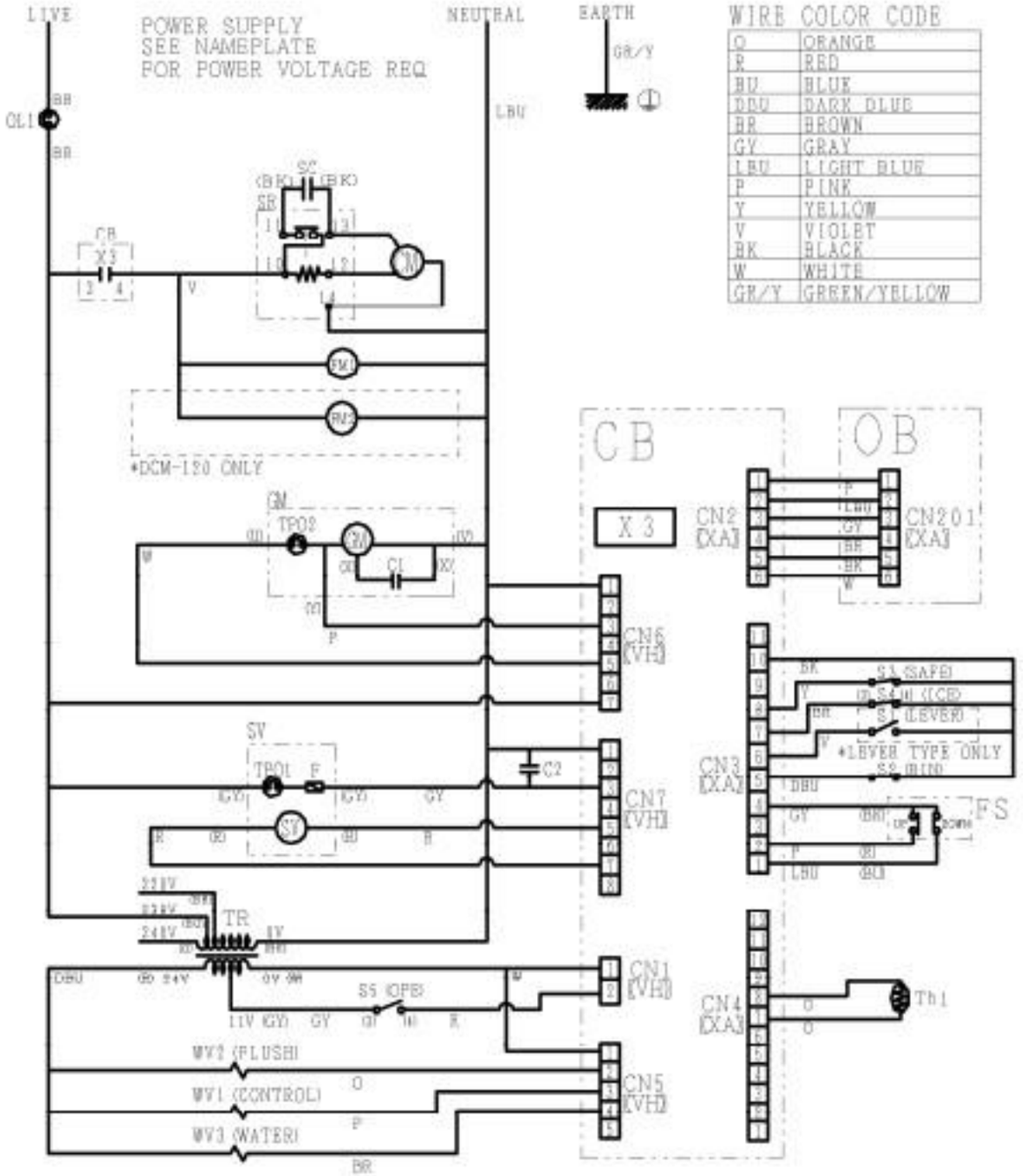

WIRE COLOR CODE

O	ORANGE
R	RED
BU	BLUE
DBU	DARK BLUE
BR	BROWN
GY	GRAY
LBU	LIGHT BLUE
P	PINK
Y	YELLOW
V	VIOLET
BK	BLACK
W	WHITE
GR/Y	GREEN/YELLOW

MODEL SETTING NO.

05	DCM-120KE	(LEVER)
06	DCM-120KE-P	(PUSH BUTTON)
07	DCM-60KE	(LEVER)
08	DCM-60KE-P	(PUSH BUTTON)

ERROR TABLE

E0 C0	ICEMAKING WATER LEAK
E1 C8	LOW ICE PRODUCTION
E2	FLOAT SWITCH ERROR
E3 E8 C5	GEAR MOTOR ERROR
E4 C2	ABNORMAL HIGH SIDE PRESSURE
E5	GEAR MOTOR DRIVE ELEMENT ERROR
Eb	CONDENSER OUTLET THERMISTOR CIRCUIT OPEN
Ed	OPERATION BOARD COMMUNICATION ERROR
EF C3	ABNORMAL LOW VOLTAGE
EL	BIN CONTROL SWITCH ERROR
EP	MODEL SETTING NO. ERROR
EU	CONTROLLER BOARD ERROR
C1	LOW WATER
C4	DRAIN ERROR

PART NAME

CB	CONTROLLER BOARD
OB	OPERATION BOARD
X3	POWER RELAY (COMPRESSOR, OM BOARD)
CM	COMPRESSOR
OL1	CIRCUIT PROTECTOR (10A)
SC	STARTING CAPACITOR (CM)
SR	STARTER (CM)
SV	SOLENOID
TPO1	THERMAL PROTECTOR (SV)
F1	FUSE (SV)
GM	GEAR MOTOR
C1	CAPACITOR (GM)
TPO2	THERMAL PROTECTOR (GM)
FM1	FAN MOTOR
FM2	FAN MOTOR (ONLY DCM-120)
TR	TRANSFORMER
S1	LEVER SWITCH (ONLY LEVER TYPE)
S2	BIN CONTROL SWITCH
S3	SAFETY SWITCH
S4	ICE MAKING SWITCH
S5	OPERATION SWITCH
FS	FLOAT SWITCH
WV1	CONTROL WATER VALVE
WV2	FLUSH WATER VALVE
WV3	WATER DISPENSE VALVE
C2	CAPACITOR (NOISE FILTER)
Th1	THERMISTOR (CONDENSER OUTLET)

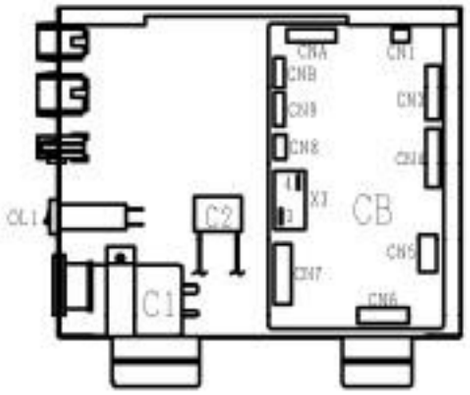

CONTROL BOX

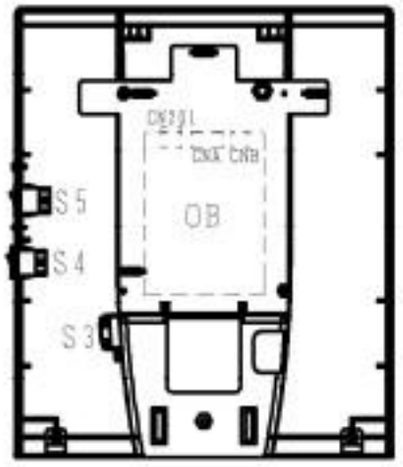

FRONT PANEL