

LED INDICATORS

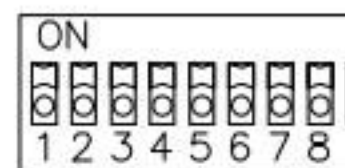
- D3—ON WHEN ICE DISPENSE SWITCH IS CLOSED
- D4—ON WHEN LID IS CLOSED
- D5—ON WHEN +5VDC IS AVAILABLE
- D6—ON WHEN +32VDC IS AVAILABLE
- D7—FLASHES WHEN ICE IS LOW
- D8—ON WHEN TRAP DOOR SOLENOID IS OPEN
- D9—ON WHEN MOTOR IS ON

| SWITCH NUMBER | | | | AGITATION |
|---------------|---|---|---|--------------|
| 5 | 6 | 7 | 8 | OFF TIME |
| ○ | ○ | ○ | ○ | NO AGITATION |
| ○ | ○ | ○ | × | 10 MINUTES |
| ○ | ○ | × | ○ | 20 MINUTES |
| ○ | ○ | × | × | 30 MINUTES |
| ○ | × | ○ | ○ | 40 MINUTES |
| ○ | × | ○ | × | 50 MINUTES |
| ○ | × | × | ○ | 60 MINUTES |
| ○ | × | × | × | 70 MINUTES |
| × | ○ | ○ | ○ | 80 MINUTES |
| × | ○ | ○ | × | 90 MINUTES |
| × | ○ | × | ○ | 100 MINUTES |
| × | ○ | × | × | 110 MINUTES |
| × | × | ○ | ○ | 120 MINUTES |
| × | × | ○ | × | 130 MINUTES |
| × | × | × | ○ | 140 MINUTES |
| × | × | × | × | 150 MINUTES |

- SWITCH 1 : "LOW ICE" LED INDICATOR
- SWITCH 2 : "LOW ICE" ALARM
- SWITCHES 3-4 : AGITATION "ON TIME"
- SWITCHES 5-8 : AGITATION "OFF TIME"

| SWITCH NUMBER | | AGITATION |
|---------------|---|-----------|
| 3 | 4 | ON TIME |
| ○ | ○ | 1 SECOND |
| ○ | × | 2 SECOND |
| × | ○ | 3 SECOND |
| × | × | 4 SECOND |

X = ON
○ = OFF

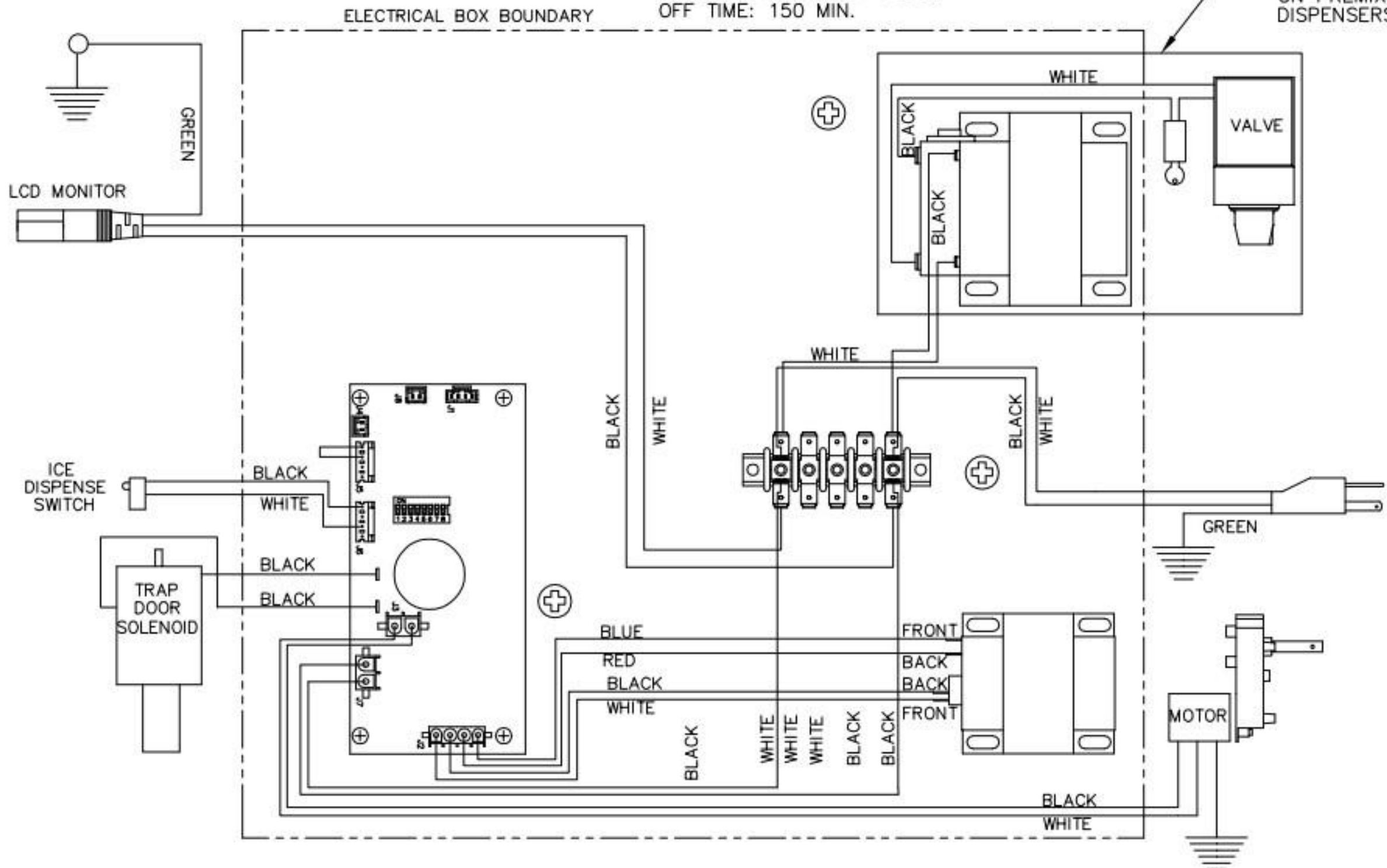


CUBE ICE SETTING:
AGITATION ON TIME: 2 SEC.
OFF TIME: 60 MIN.

SLIDE SWITCHES:
SLIDE SWITCH UP TO TURN "ON"
SLIDE SWITCH DOWN TO TURN "OFF"

FOR PELLET CAPABLE DISPENSERS ONLY
PELLET ICE SETTING:
AGITATION ON TIME: 4 SEC.
OFF TIME: 150 MIN.

NOTE:
NOT USED
ON PREMIX
DISPENSERS



LED INDICATORS

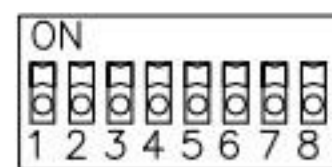
- D3—ON WHEN ICE DISPENSE SWITCH IS CLOSED
- D4—ON WHEN LID IS CLOSED
- D5—ON WHEN +5VDC IS AVAILABLE
- D6—ON WHEN +32VDC IS AVAILABLE
- D7—FLASHES WHEN ICE IS LOW
- D8—ON WHEN TRAP DOOR SOLENOID IS OPEN
- D9—ON WHEN MOTOR IS ON

| SWITCH NUMBER | | | | AGITATION |
|---------------|---|---|---|--------------|
| 5 | 6 | 7 | 8 | OFF TIME |
| ○ | ○ | ○ | ○ | NO AGITATION |
| ○ | ○ | ○ | × | 10 MINUTES |
| ○ | ○ | × | ○ | 20 MINUTES |
| ○ | ○ | × | × | 30 MINUTES |
| ○ | × | ○ | ○ | 40 MINUTES |
| ○ | × | ○ | × | 50 MINUTES |
| ○ | × | × | ○ | 60 MINUTES |
| ○ | × | × | × | 70 MINUTES |
| × | ○ | ○ | ○ | 80 MINUTES |
| × | ○ | ○ | × | 90 MINUTES |
| × | ○ | × | ○ | 100 MINUTES |
| × | ○ | × | × | 110 MINUTES |
| × | × | ○ | ○ | 120 MINUTES |
| × | × | ○ | × | 130 MINUTES |
| × | × | × | ○ | 140 MINUTES |
| × | × | × | × | 150 MINUTES |

SWITCH 1 : "LOW ICE" LED INDICATOR } NOT CONNECTED
 SWITCH 2 : "LOW ICE" ALARM }
 SWITCHES 3-4 : AGITATION "ON TIME"
 SWITCHES 5-8 : AGITATION "OFF TIME"

| SWITCH NUMBER | | AGITATION |
|---------------|---|-----------|
| 3 | 4 | ON TIME |
| ○ | ○ | 1 SECOND |
| ○ | × | 2 SECOND |
| × | ○ | 3 SECOND |
| × | × | 4 SECOND |

X = ON
○ = OFF



CUBE ICE SETTING:
 AGITATION ON TIME: 2 SEC.
 OFF TIME: 60 MIN.

SLIDE SWITCHES:
 SLIDE SWITCH UP TO TURN "ON"
 SLIDE SWITCH DOWN TO TURN "OFF"

FOR PELLET CAPABLE DISPENSERS ONLY

PELLET ICE SETTING:
 AGITATION ON TIME: 4 SEC.
 OFF TIME: 150 MIN.

NOTE:
 NOT USED ON PREMIX DISPENSERS

