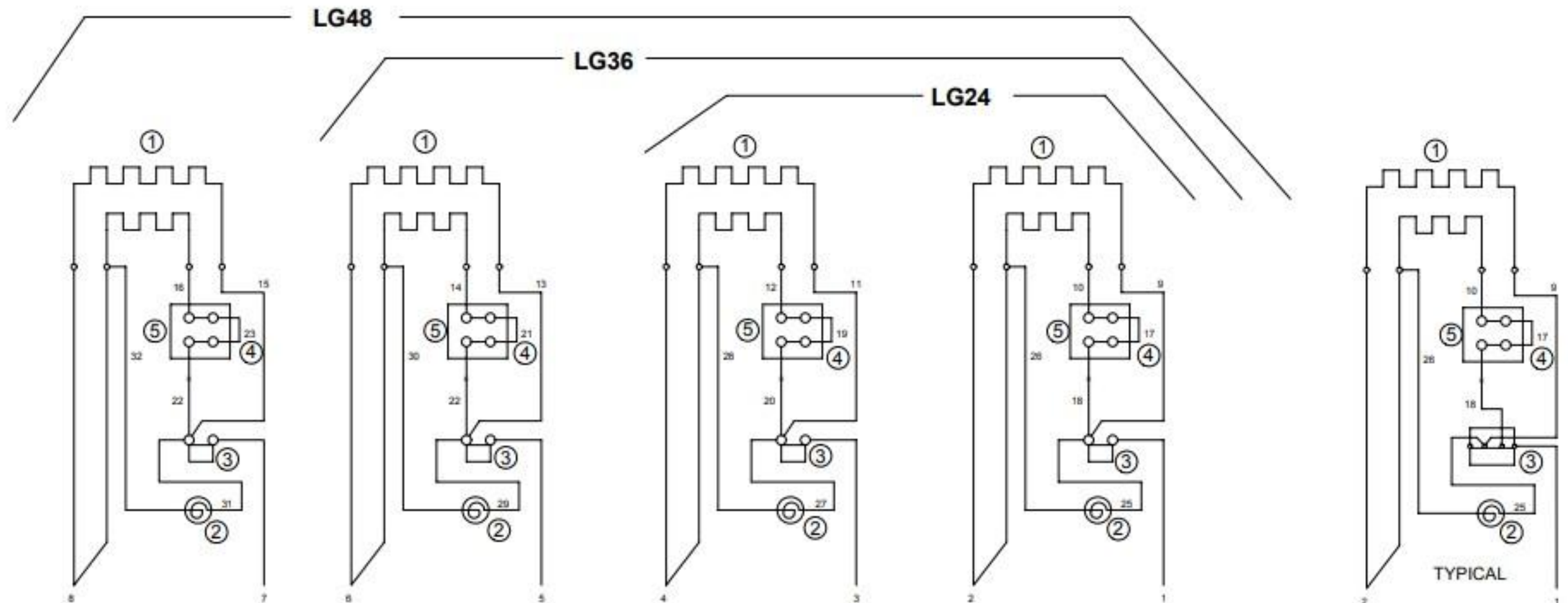


**Revision Block**

REV	ECN NO.	DESCRIPTION	DR.	MFG.	ENG.	DATE
E		REVISED AND REDRAWN	CDS			10/15/2002
F		ADDED 220VAC FOR LGCL	DLG			12/13/2002
G	6170	ADDED WIRING FOR 2 POLE TSTAT	DJS			10/1/2007

- ① GRIDDLE ELEMENTS
- ② GRIDDLE PILOT LAMP
- ③ GRIDDLE THERMOSTAT
- ④ JUMPER
- ⑤ TERMINAL BLOCK



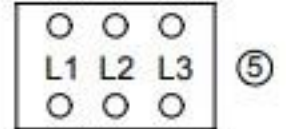
NOTE: TYPICAL WIRING FOR EACH SECTION ON UNITS THAT HAVE A 2 POLE THERMOSTAT.

**NOTES:**

LG60 & LG72 HAVE TWO POWER SUPPLY CONNECTIONS

LG60: CONN #1 USE LG36  
CONN #2 USE LG24

LG72: CONN #1 USE LG36  
CONN #2 USE LG36



ELEMENT HOOKUP	
208-220 V	240V
INSTALL JUMPER (ITEM 4)	REMOVE JUMPER (ITEM 4)

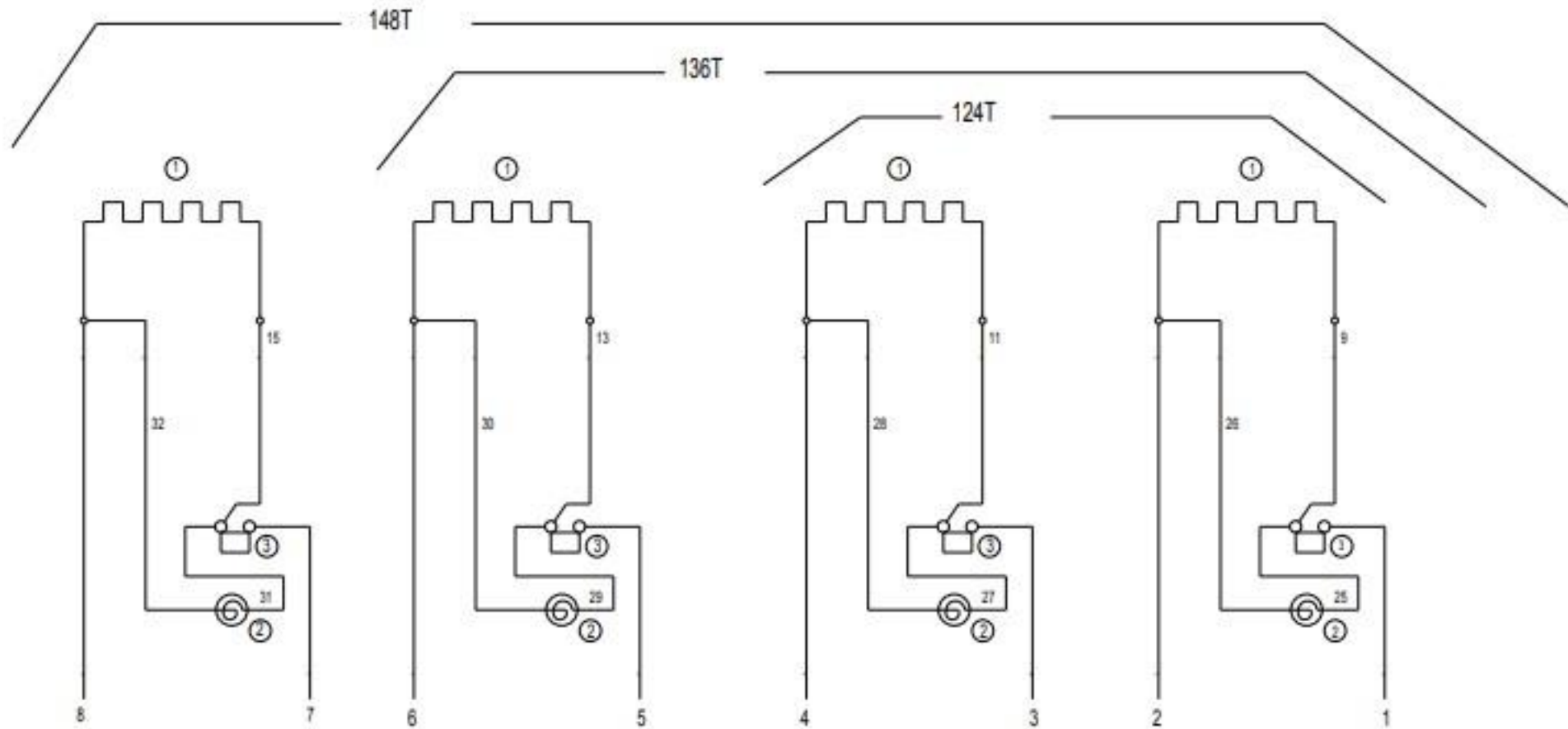
**SERVICE CONNECTIONS**

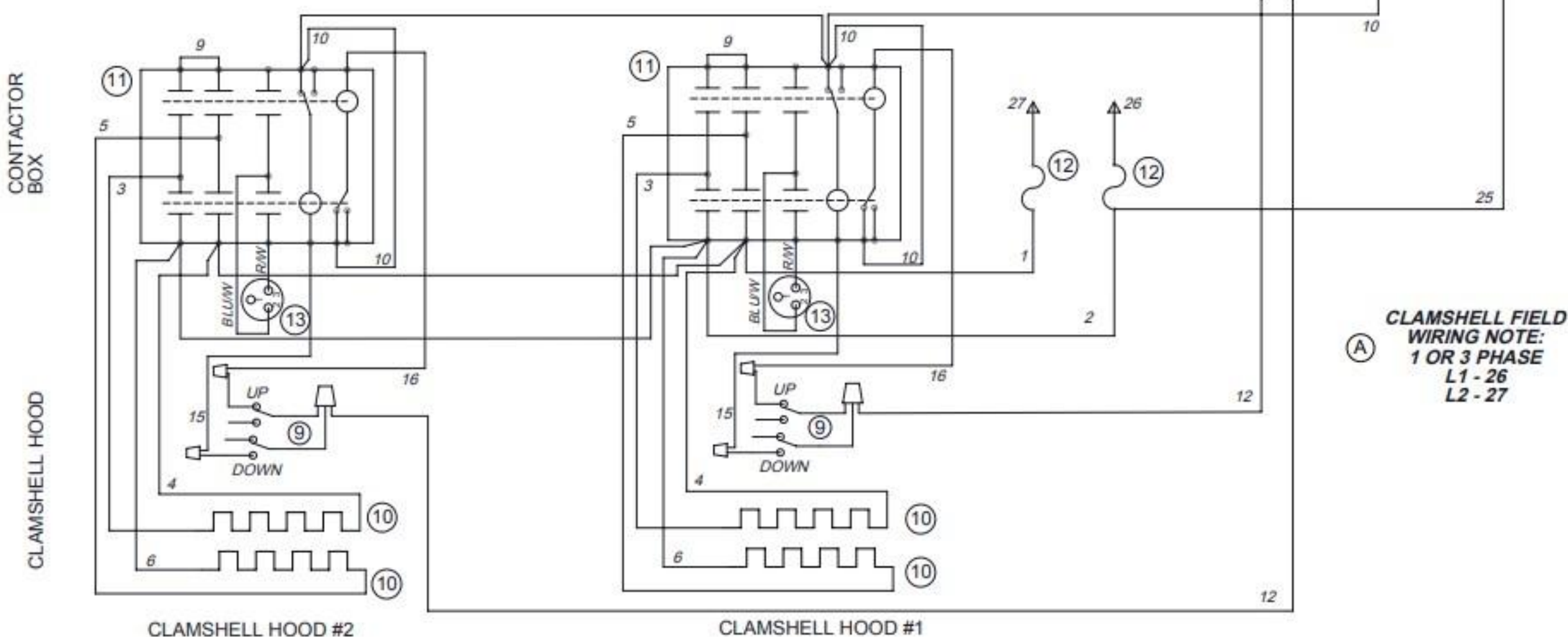
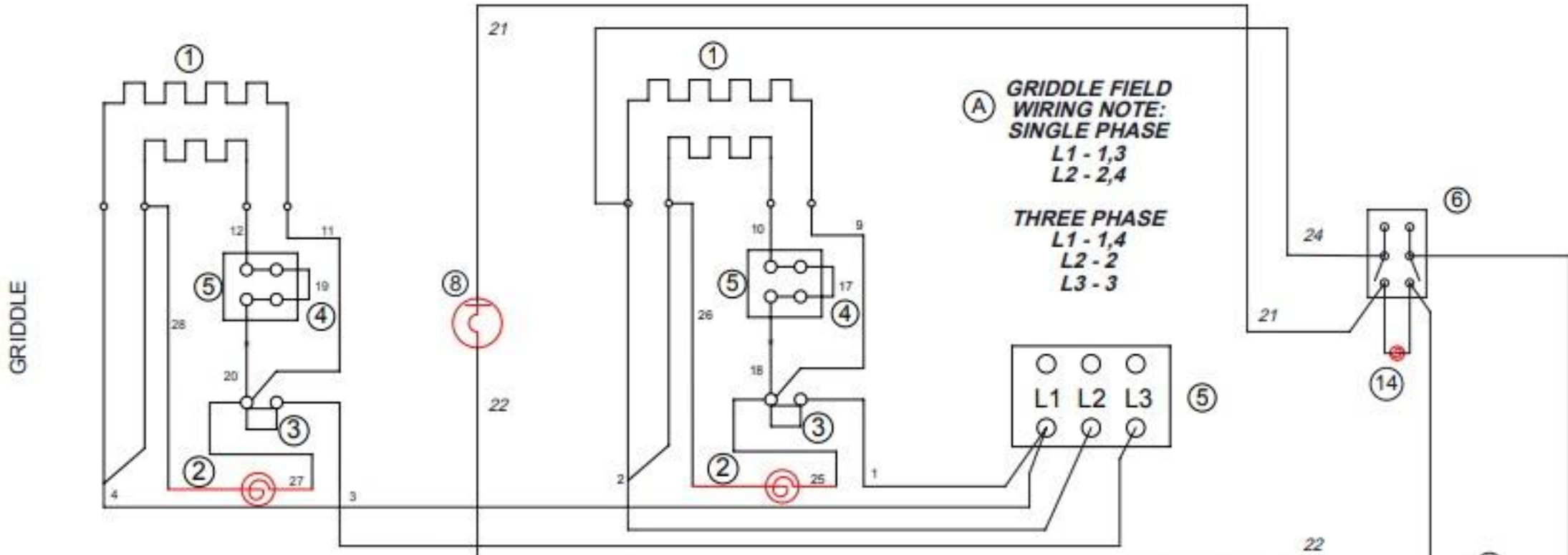
MODEL	VOLT	Kw				AMP TOTALS			AMPS 1 PHASE	THREE PHASE			SINGLE PHASE	
		L1-L2	L2-L3	L1-L3	TOTAL	L1	L2	L3		L1	L2	L3	L1	L2
LG24	208	6.0		6.0	12.0	50.0	28.9	28.9	57.7	1,4	2	3	1,3	2,4
	220	6.7		6.7	13.4	52.9	30.5	30.5	60.9					
	240	6.0		6.0	12.0	43.3	25.0	25.0	50					
LG36	208	6.0	6.0	6.0	18.0	50.0	50.0	50.0	86.5	1,4	2,5	3,6	1,3,5	2,4,6
	220	6.7	6.7	6.7	20.1	52.9	52.9	52.9	91.4					
	240	6.0	6.0	6.0	18.0	43.3	43.3	43.3	75					
LG48	208	12.0	6.0	6.0	24.0	76.0	76.3	50.0	115.4	1,4,7	2,5,8	3,6	1,3,5,7	2,4,6,8
	220	13.4	6.7	6.7	26.8	80.6	80.6	52.9	121.8					
	240	12.0	6.0	6.0	24.0	66.1	66.1	43.3	100					

148T

136T

124T





CONTACTOR BOX

CLAMSHELL HOOD