

LAMPHOLDER
#501865
(TYP. 4)
40W LIGHTS #502239

TGL0 20" X 14" (WITH SENSOR)
#112925
ELEMENT 525 WATTS - 120VOLTS 4.5 AMPS

TERM. BLOCK I
#500340

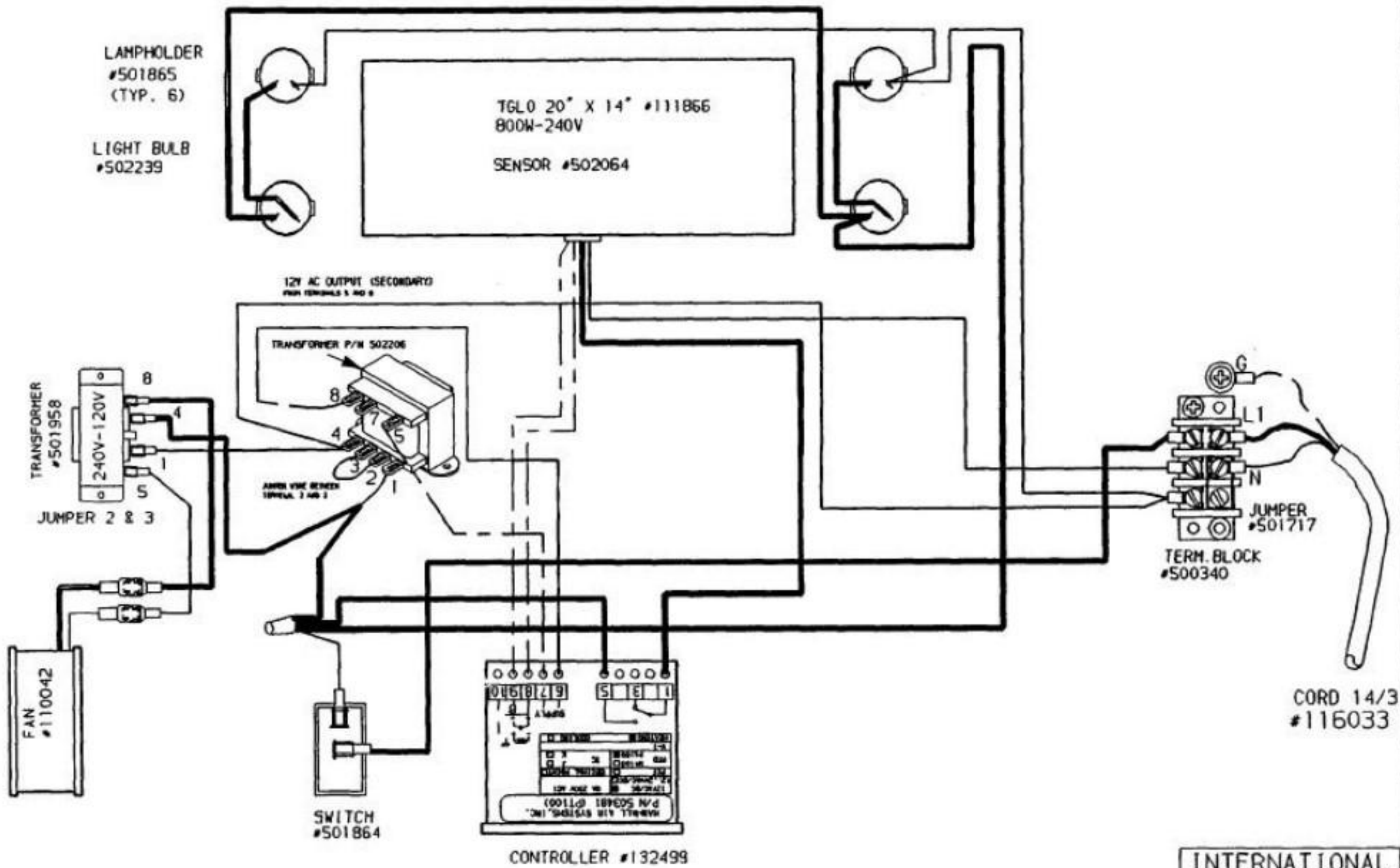
SUPPLY CORD
#502075
ATTACHMENT
←
JUMPER
#501717

SWITCH
#501864

CONTROLLER #114541

120VOLTS 7 AMPS EA. CORD
SAME FOR EACH DECK

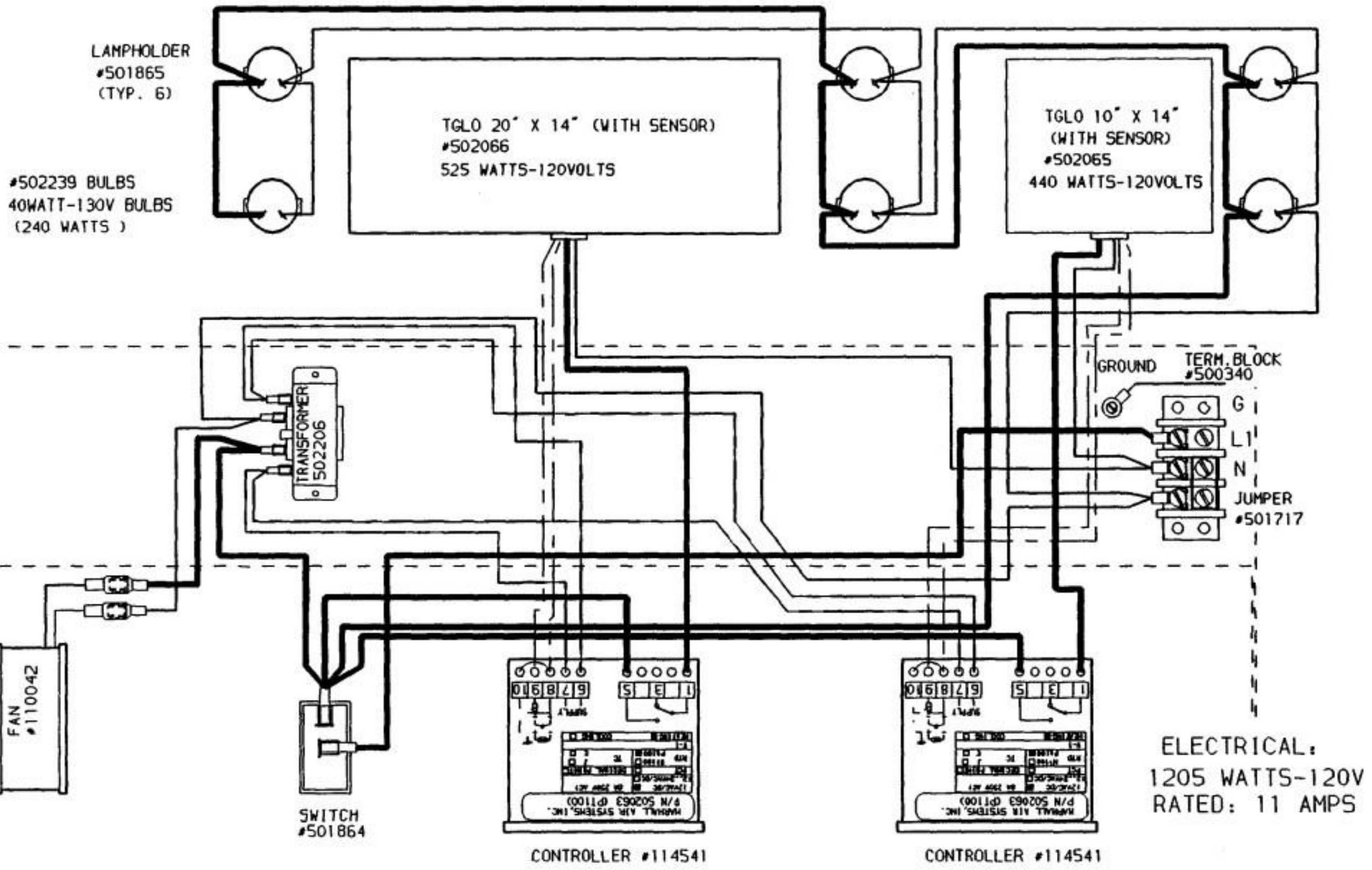
REV	DATE	DESCRIPTION	JR	24-NOV-89	MARSHALL AIR SYSTEMS, INC.			
1	20-NOV-91	REMOVE RELAY FROM CIRCUIT #502052			SCHEMATIC, 120V 7A			
2	11-MAR-92	GIVE CONTROLLER A SET-UP PART NO.						
3	06-JUL-92	NEW CONTROLLER FRONT SET-UP			REFERENCE	A /	DWG NO. 111016	REV 6
4	25-JAN-96	CH. WATTAGE FOR 40W BULBS						
5	01-JUN-1999	CHG. TGL0 NUMBER TO 112925 (PW)			SCALE IMAGE MAY BE REDUCED CODE, NN4A NN4D			
6	9-OCT-1999	502206 WAS 502248 (CP)						



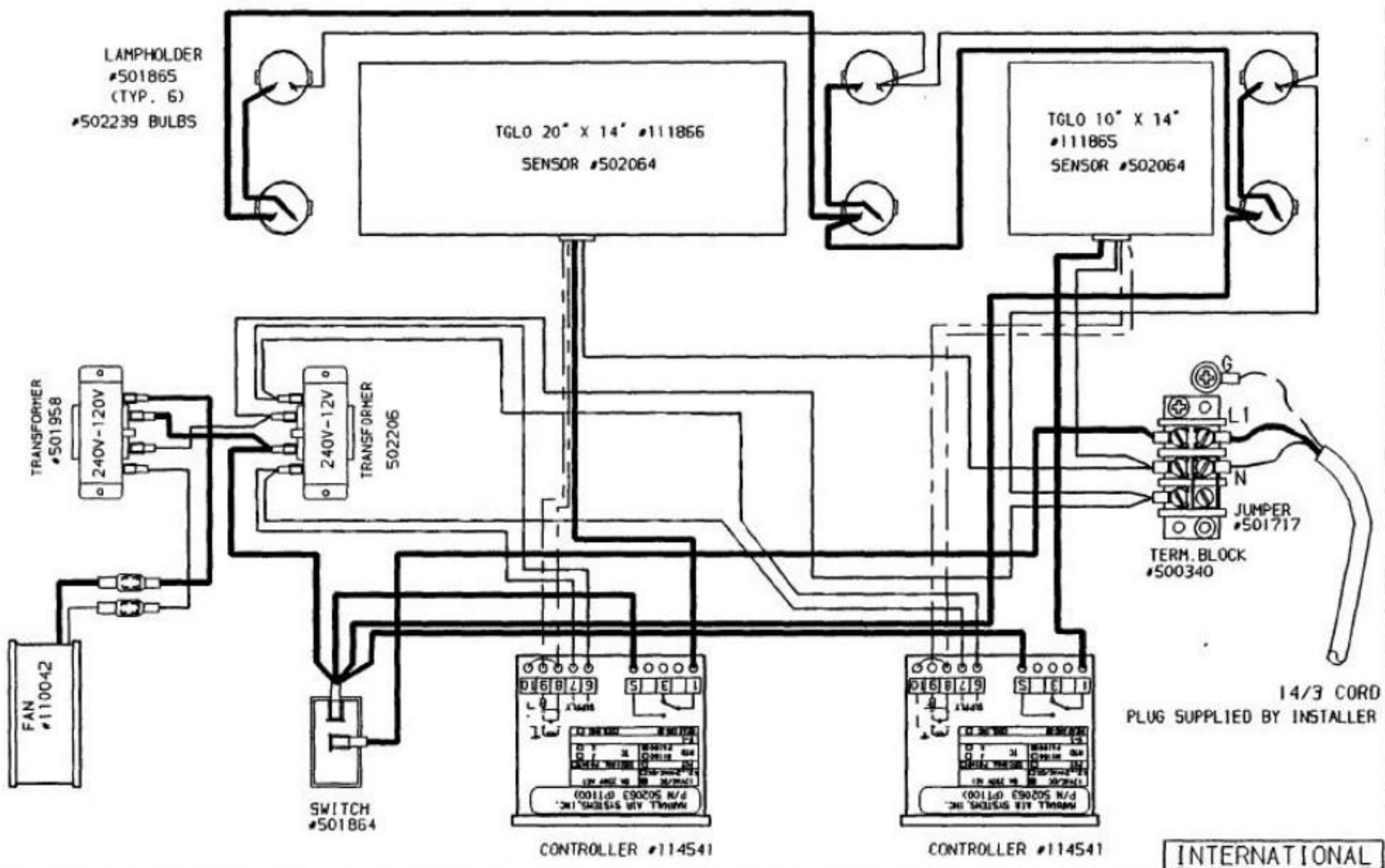
INTERNATIONAL

REV	DATE	DESCRIPTION	JR	26-JUL-91	MARSHALL AIR SYSTEMS, INC.
1	22-JAN-92	REMOVE MERCURY RELAY FROM PRODUCT.			SCHEMATIC, NN4C 220/240V 50Hz 4A
2	14-JUL-92	NEW CONTROL, REVISE WIRING, ADD INFO. TGL0.. & CORD.			
3	01-AUG-97	NEW CONTROL #132499 (BL)			DWG NO. 113197
4	04-AUG-97	CH. SWITCH WIRING (PW)			REV 5
5	19-OCT-1989	S02206 WAS S02168 (CP)			

REFERENCE A /
 SCALE NTS DRAWING MAY BE REDUCED CODE: NN4C



REV	DATE	DESCRIPTION	JR	26-APR-90	MARSHALL AIR SYSTEMS, INC.		
1	20-NOV-91	REMOVE RELAY FROM CIRCUIT #502052			SCHEMATIC, NN5 (120V-11AMPS)		
2	11-MAR-92	GIVE CONTROLLER A SET-UP PART NUMBER.					
3	15-JUL-92	NEW CONTROLLERS AND CH. WIRING INFO.					
4	25-JAN-96	CH. BULBS TO 40V					
5	19-OCT-1999	502206 WAS 502054 (CP)			REFERENCE	DWG NO. 111020	REV 5
					SCALE NTS	DRAWING MAY BE REDUCED CODE: NN5	



INTERNATIONAL

REV	DATE	DESCRIPTION	JR	12-SEP-90	MARSHALL AIR SYSTEMS, INC.		
1	15-JUL-92	NEW CONTROLLER ADDED, WIRING REVISED			SCHEMATIC, NNSA (220V/240V-50HZ, 6AMPS)		
2	17-MAR-93	ADDED NOTE PLUG SUPPLIED BY INSTALLER (CP)					
3	19-OCT-1999	502206 WAS 502168 (CP)					
REFERENCE			A		DWG NO.	111864	REV 3
-----X-----			SCALE NTS DRAWING MAY BE REDUCED CODE: NNSA				