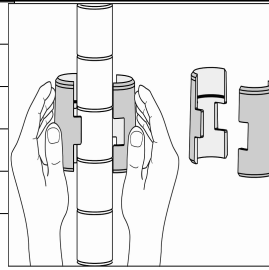
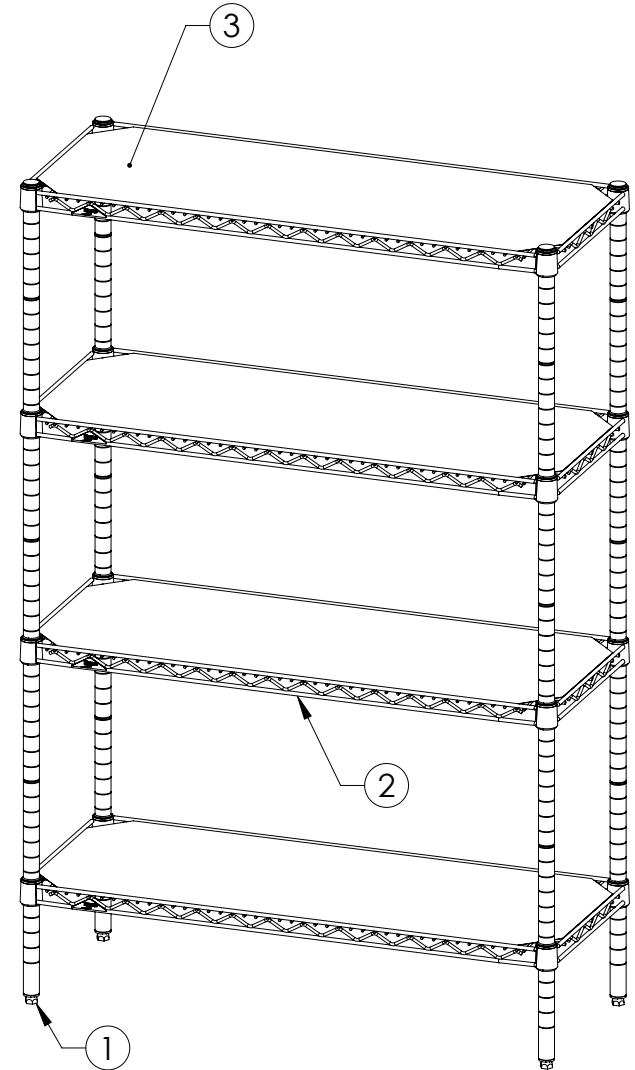
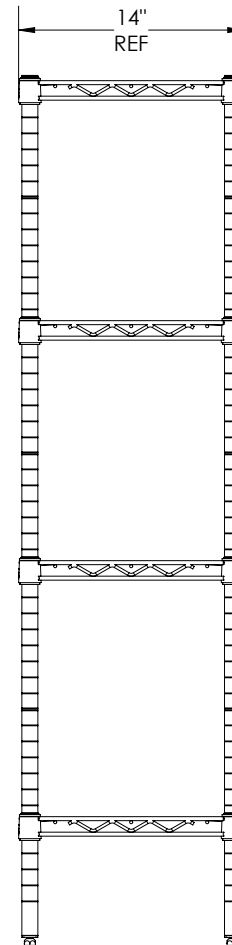
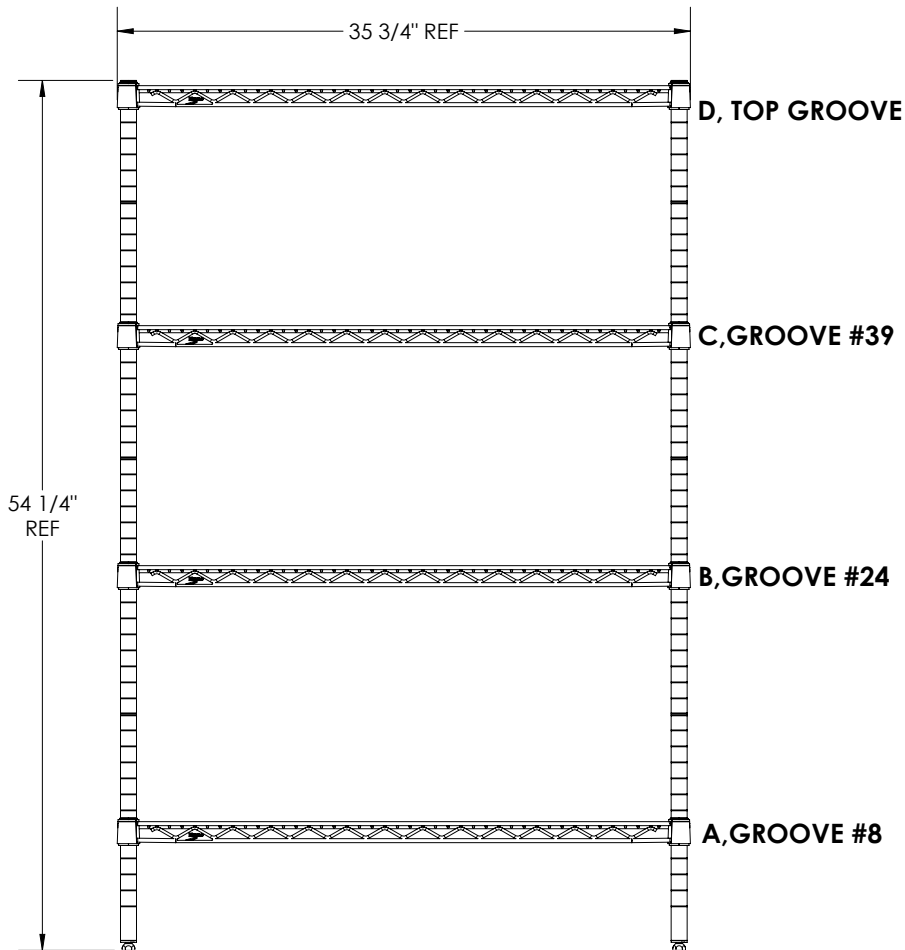


INS1436TOR			
ITEM #	QTY	PART #	DESCRIPTION
1	4	54PBL	54" BLACK POSTS
2	4	1436NBL	14X36 SES SHELF - BLACK
3	1	1436CI-4	4/PACK CLEAR SHF INLAY



ADD 4 PAIRS OF SLEEVES PER SHELF



DRAWN BY:	SWB
DATE:	12/26/2022
SW CAD FILE:	--
PART NO. :	INS1436TOR
SHT 1 of 1	

THE DRAWING AND THE SUBJECT MATTER DEPICTED HEREIN ARE THE SOLE AND EXCLUSIVE PROPERTY OF INTERMETRO INDUSTRIES CORPORATION. ALL RIGHTS WITH RESPECT TO THIS DRAWING AND THE SUBJECT MATTER DEPICTED HEREIN ARE EXPRESSLY RESERVED AND WITHHELD BY INTERMETRO INDUSTRIES CORPORATION.



InterMetro Industries Corp.
North Washington Street
Wilkes-Barre, PA 18705
www.metro.com

INS1436TOR
14X36, 4-TIER SHELVING UNIT