



MODEL: LCD-2

**HOT LIQUID COFFEE
UNIT WITH METAL
DOOR & DISPENSING
HANDLES**



SPARE PARTS CATALOG

LCD-2 [METAL DOOR] HOT LIQUID COFFEE DISPENSING MACHINE

TABLE OF CONTENTS

Base Assembly & Door Assembly	Pages 3 - 6
Tube Assembly, BIB & Others	Pages 7 & 8
Tank Assembly	Pages 9 - 12
Front Panel Assembly	Pages 13 - 15
Valve Assembly	Pages 16 - 17
Miscellaneous Components	Pages 17 - 23

LCD-2 [METAL DOOR] HOT LIQUID COFFEE DISPENSING MACHINE

ITEM #	IMAGE	DESCRIPTION	UM	
Base Assembly & Door Assembly				
120313		<i>Base Assembly, LCD-2</i>	1	EA.
100054		Washer, #8 External Lock SS	1	EA.
100061		Nut, 8-32 Hex SS	1	EA.
100104		Washer, 3/8" External Lock Zinc	1	EA.
105048		Screw, 8-32 x 3/8" With Washer PPHMS SS	1	EA.
111322		Trim, GX Radius Base 3/4"	1	EA.
111377		Foot, Appliance 3/8-16 x 1"	1	EA.
111667		Nut, 3/8-16 Jam ZPS	1	EA.

LCD-2 [METAL DOOR] HOT LIQUID COFFEE DISPENSING MACHINE

ITEM #	IMAGE	DESCRIPTION	UM	UM
Base Assembly & Door Assembly - Continued				
120546-BPC		<i>Door Assembly, LCD-2 Hot Metal Door</i>	1	EA.
100055		Screw, 4-40 x 3/8" PPHMS SS <i>Used with magnet PN 102065</i>	1	EA.
100191		Nut, 6-32 Hex SS	1	EA.
100212		Washer, #6 External Lock SS	1	EA.
100243		Nut, 4-40 Hex SS <i>Used with magnet PN 102065</i>	1	EA.
102065		Magnet, Door	1	EA.
102333		Screw, 6-32 x 3/8" Combo Head Self Tapping	1	EA.
105043		Screw, 6-32 x 3/8" With Washer PPHMS SS	1	EA.

LCD-2 [METAL DOOR] HOT LIQUID COFFEE DISPENSING MACHINE

ITEM #	IMAGE	DESCRIPTION	UM	
Base Assembly & Door Assembly - Continued				
110766		Washer, #4 Internal Lock <i>Used with magnet PN 102065</i>	1	EA.
121403		Display Board Assembly, LCD-2 [Recommended Stocking Part]	1	EA.
120448		Spring, Nudger Faucet	1	EA.
120452		Cam Lock 50 Series	1	EA.
120453		Striker Plate, Lock 50 series	1	EA.
120480		Label, LCD-2 Metal Door R/HW/D 3 Faucet	1	EA.
120481		Bracket Assembly, Micro Switch [Metal Door] [Recommended Stocking Part]	1	EA.
120558		Lock, Cam Sealed Black	1	EA.

LCD-2 [METAL DOOR] HOT LIQUID COFFEE DISPENSING MACHINE

ITEM #	IMAGE	DESCRIPTION	UM	UM
Base Assembly & Door Assembly - Continued				
120568		Handle, Decaf LCD [Metal Door]	1	EA.
120569		Handle, Hot Water LCD [Metal Door]	1	EA.
120570		Handle, Coffee LCD [Metal Door]	1	EA.
120571		Pin, Handle Faucet LCD	1	EA.
120573		Stem, Faucet LCD	1	EA.
120594		Bonnet With Holes	1	EA.
511050		Bushing, Snap Split 3/4"	1	EA.

LCD-2 [METAL DOOR] HOT LIQUID COFFEE DISPENSING MACHINE

ITEM #	IMAGE	DESCRIPTION	UM	
Tube Assemblies, BIB & Others				
120422		<i>Tube Assembly, BIB 12.00"</i>	1	EA.
120383		Silicone Tubing, Grey 1/4 x 1/2 x 12.00" [111240]	1	EA.
107117		Connector, Scholle 1910L	1	EA.
120683		Clamp, SNP6-10C2 Black [Small]	1	EA.
120684		Clamp, SNP8-10C2 Black [Large]	1	EA.
122069		Hose, Barb - Angled .64	1	EA.
120387		Silicone Tubing, 1/8" x 1/4" x 16.00" [773186]	1	EA.
120680		Silicone Tubing, 1/4" x 1/2" x 13.00" [781871]	1	EA.

LCD-2 [METAL DOOR] HOT LIQUID COFFEE DISPENSING MACHINE

ITEM #	IMAGE	DESCRIPTION	UM	UM
Tube Assemblies, BIB & Others - Continued				
120681		Silicone Tubing, 1/8" x 1/4" x 12.00" [773186]	1	EA.
121315		Tubing, SS .312 x .020 x 1.00" [100966]	1	EA.
701038		Silicone Tubing, 3/8" x 5/8" x 4 3/4" [152213]	1	EA.
701702		Silicone Tubing, 3/8" x 5/8" x 32.00" [152213]	1	EA.
781496		Silicone Tubing, 3/8" x 5/8" x 3.00" [152213]	1	EA.

LCD-2 [METAL DOOR] HOT LIQUID COFFEE DISPENSING MACHINE

ITEM #	IMAGE	DESCRIPTION	UM	
Tank Assembly				
120553		<i>Tank Assembly, 1750W LCD-2</i>	1	EA.
100030		Gasket, Brass .566 ID	1	EA.
100149		Elbow, Male 1/4C x 1/8NPT	1	EA.
100166		Sleeve, 3/8" Compression Brass	1	EA.
100170		Nut, 3/8" Compression Brass	1	EA.
100431		Nut, 9/16-24 x 11/16H Brass	1	EA.
101720		Connector, Female 3/8C x 1/8NPT Brass	1	EA.
102333		Screw, 6-32 x 3/8" Combo Head Self Tapping	1	EA.

LCD-2 [METAL DOOR] HOT LIQUID COFFEE DISPENSING MACHINE

ITEM #	IMAGE	DESCRIPTION	UM	UM
Tank Assembly - Continued				
102835		Bulkhead, Faucet Outlet	1	EA.
110944		Sleeve, 1/4" Self Aligning Compression Brass	1	EA.
110946		Nut, 1/4" Self Aligning Compression Brass	1	EA.
119879		Nut, Faucet 3/8-18 Chrome Plated	1	EA.
119882		Gasket, Tank	1	EA.
120332		<i>Lid Assembly, 1750W LCD-2</i>	1	EA.
100190		Nut, Jam 1/2-20 Jam Brass	1	EA.
100269		Bracket, Hi Limit Thermostat	1	EA.

LCD-2 [METAL DOOR] HOT LIQUID COFFEE DISPENSING MACHINE

ITEM #	IMAGE	DESCRIPTION	UM	
Tank Assembly - Continued				
100409		Gasket, .520 ID Brass	1	EA.
500396		Probe Assembly, 1.537" With Bushing	1	EA.
111593		Hi Limit Thermostat, Vertical Tabs 221F 25A [Recommended Stocking Part]	1	EA.
120333		Lid Only, LCD-2 Tank	1	EA.
151677		Temperature Probe, Dual 7.312" [Recommended Stocking Part]	1	EA.
152207		Plug, Tank Cover Silicone Natural	1	EA.
202025-10		Element Tank, 1750W 120V [Recommended Stocking Part]	1	EA.
500038		Silicone Grommet, No Slit .060	1	EA.

LCD-2 [METAL DOOR] HOT LIQUID COFFEE DISPENSING MACHINE

ITEM #	IMAGE	DESCRIPTION	UM	
Tank Assembly - Continued				
800297		Tube, Vent 6.5"	1	EA.
120388		Fill Tube, LCD-2	1	EA.
120549		Tank Only, LCD-2	1	EA.
202044		Insert, Tubing 3/16"	1	EA.
781468		Fitting, Tea Modified [800236]	1	EA.
800244		Nylon Gasket, .671 x .937 x .062	1	EA.
123110		Muller Valve, 12V [Hot Water Faucet] [Recommended Stocking Part]	1	EA.
120386		Valve, Dump With Vent 120V LCD [Recommended Stocking Part]	1	EA.

LCD-2 [METAL DOOR] HOT LIQUID COFFEE DISPENSING MACHINE

ITEM #	IMAGE	DESCRIPTION	UM	
Panel Assembly				
120545-BPC		Front Panel Assembly, LCD-2 BPC	1	EA.
100191		Nut, 6-32 Hex SS	1	EA.
100212		Washer, #6 External Lock SS	1	EA.
100409		Gasket, .520 ID Brass	1	EA.
103277		Retainer, Tubing	1	EA.
104155		Pump Head Assembly, LCD-2 [Recommended Stocking Part]	1	EA.
121405		Tubing, Neoprene .117 x .197 x 13.625" [104204]	1	EA.
122066		Fit, Barb 1.44" Large Tail, LCD	1	EA.

LCD-2 [METAL DOOR] HOT LIQUID COFFEE DISPENSING MACHINE

ITEM #	IMAGE	DESCRIPTION	UM	UM
Panel Assembly - Continued				
122067		Fit, Barb 1.049" Small Tail, LCD	1	EA.
120428		Mounting Bracket, Pump LCD-2	1	EA.
500024		Screw, 2.6 mm x 5.0 mm FHMS SS	1	EA.
104161		Chamber, Mix Double Stem	1	EA.
105043		Washer, 6-32 x 3/8" PPHMS SS	1	EA.
111634		Hose Clamp, .459ID	1	EA.
111635		Hose Clamp, .574ID	1	EA.
120487		Bracket, Mix Chamber Retainer Elbow	1	EA.

LCD-2 [METAL DOOR] HOT LIQUID COFFEE DISPENSING MACHINE

ITEM #	IMAGE	DESCRIPTION	UM	
Panel Assembly – Continued				
205083		Bulkhead Union, 1/4 Tube	1	EA.
411039		Hose Clamp, .510ID	1	EA.
700021		Knurled Nut, 8-32 Brass	1	EA.
800203		Elbow, Spray BF [Small Diameter Opening]	1	EA.
800204		Elbow, Outlet BF [Large Diameter Opening]	1	EA.
120493	NA	Kit, Pump Head Assembly LCD-2 [Recommended Stocking Part]	1	EA.
900083		Easy Clean Solution, Scholle	1	EA.

LCD-2 [METAL DOOR] HOT LIQUID COFFEE DISPENSING MACHINE

ITEM #	IMAGE	DESCRIPTION	UM	
Valve Assembly				
781782		<i>Valve Assembly, Mini Capp</i>	1	EA.
100161		Tube Assembly, Copper 1/4" x .030 x .88	1	EA.
100177		Elbow, Male 1/4F x 1/8P	1	EA.
101377		Fitting, Solenoid 1/8P	1	EA.
102383		Valve, Solenoid TP 3/4 x 1/4 [Recommended Stocking Part]	1	EA.
202105		<i>Flow Assembly, Flare To Flare .50 GPM</i>	1	EA.
100291		Flow Washer, .50 GPM Light Blue [Recommended Stocking Part]	1	EA.
110114		Flow Control Screen, PDS	1	EA.

LCD-2 [METAL DOOR] HOT LIQUID COFFEE DISPENSING MACHINE

ITEM #	IMAGE	DESCRIPTION	UM	
Valve Assembly – Continued				
202103		Strainer/Flow Control Body With Caps, Only	1	EA.
790019		Nylon Gasket, Flow Control	1	EA.
Miscellaneous				
773213		Drip Tray Only, With Indicator	1	EA.
773214		Grid, Drip Tray Metal	1	EA.
121431		Molded Cup Guide, LCD-2 Plastic	1	EA.
121436		Label Set, Place Cup LCD-2	1	EA.
100054		Lock Washer, #8 SS	1	EA.
100055-B		Screw, 4-40 x 3/8" PPHMS Black	1	EA.

LCD-2 [METAL DOOR] HOT LIQUID COFFEE DISPENSING MACHINE

ITEM #	IMAGE	DESCRIPTION	UM	
Miscellaneous Components				
100061		Nut, 8-32 Hex SS	1	EA.
100065-B		Screw, 6-32 x 5/16" SPHMS Black	1	EA.
100408		Plug, Barbed Tubing PP	1	EA.
101035		Grommet, Strain Relief 14/3	1	EA.
104015		Bezel, Adaptor Black Plastic	1	EA.
104151		Check Valve, Duck .301 x 0.656	1	EA.
105043-B		Screw, 6-32 x 3/8" With Washer PPHMS Black	1	EA.
105048		Screw, 8-32 x 3/8" Washer PPHMS SS	1	EA.


LCD-2 [METAL DOOR] HOT LIQUID COFFEE DISPENSING MACHINE

ITEM #	IMAGE	DESCRIPTION	UM	
Miscellaneous Components - Continued				
105096		Screw, 8-32 x 0.375 SPHMS Black	2	EA.
105115		Transformer, 120VP 24VCT 40VA	1	EA.
110626		On - Off Switch, Power [Recommended Stocking Part]	1	EA.
110958		Relay, 12V DC [Recommended Stocking Part]	1	EA.
111634		Hose Clamp, .459ID	1	EA.
111635		Hose Clamp, .574ID	1	EA.
111668		Acorn Nut Locking 6-32, SS	1	EA.
120436		Spring Retainer Clip, Mix Chamber	1	EA.

LCD-2 [METAL DOOR] HOT LIQUID COFFEE DISPENSING MACHINE

ITEM #	IMAGE	DESCRIPTION	UM	UM
Miscellaneous Components - Continued				
781843		Power Cord, 14/3 With Shrink	1	EA.
120567		Control Board Assembly, LCD-2 [Recommended Stocking Part]	1	EA.
201222		Frame, Switch	1	EA.
511027		Screw, 8-32 x 3/8" SPHMS SS	1	EA.
700021		Nut, Knurled 8-32 Brass	1	EA.
701646		Hose Clamp, Plastic	1	EA.
120555		Door Hinge, No Detent	1	EA.
781697		Clamp, Adhesive	1	EA.




LCD-2 [METAL DOOR] HOT LIQUID COFFEE DISPENSING MACHINE

ITEM #	IMAGE	DESCRIPTION	UM	UM
Miscellaneous Components - Continued				
103120		Washer, #8 Internal Lock SS		
103600		Fan Assembly [Recommended Stocking Part]	1	EA.
120399		Label, Pumps LCD-2	1	EA.
120420		Label, Product Install LCD-2	1	EA.
120501		Label, Cleaning Instructions	1	EA.
121404		Spring, 5.5" Peris Pump LCD	1	EA.
121406		Spring, 4" Peris Pump LCD	1	EA.
152198		Lead Wire, 14GA Violet/Black 4" Teflon 15-15 [Tank Lid Assy.]	1	EA.

LCD-2 [METAL DOOR] HOT LIQUID COFFEE DISPENSING MACHINE

ITEM #	IMAGE	DESCRIPTION	UM	UM
Miscellaneous Components - Continued				
108215		Lead Wire, 14GA Violet/Black 7" Teflon 1S-1S [Tank to Relay]	1	EA.
120518		Label, LCD-2 18:1/30:1	1	EA.
120563		Inlet Tube, LCD-2 SS Hot Water	1	EA.
131133		Grommet, Valve [102068]	1	EA.
511005		Cord Plate, 15 Amp 120 V	1	EA.
511050		Bushing, Snap Split 3/4"	1	EA.
700021		Knurled Nut, 8-32 Brass	1	EA.
705365		Screw, 6-32 x 1 3/8" PPHMS SS	1	EA.

LCD-2 [METAL DOOR] HOT LIQUID COFFEE DISPENSING MACHINE

ITEM #	IMAGE	DESCRIPTION	UM	UM
Miscellaneous Components - Continued				
705365-B		Screw, 6-32 x 1 3/8" PPHMS Black	1	EA.
767263		Screw, 4-40 x 1/4" SPHMS Black	1	EA.
781533-B		Screw, 8-32 x 7/8" PPHMS Black	1	EA.
121470		Power Converter, 24AC/12VDC [Recommended Stocking Part]	1	EA.
500350		Grommet, Probe With Bushing [Used With Probe]	1	EA.

LCD-2 [METAL DOOR] HOT LIQUID COFFEE DISPENSING MACHINE

Left Blank Intentionally