Hot Dog Rollers

Models FW-CN-0005-E, 0007-E, 0009-E
Items 44131, 44132, 44133

Instruction Manual

STOP

DO NOT RETURN THIS PRODUCT TO THE STORE

For questions or assistance with this product call OMCAN Toll Free: 1 800 465 0234 Customer Service or visit the Support section of www.omcan.com

Revised - 01/23/2018

C ETL LISTED US
Intertek

Toll Free: 1-800-465-0234
Fax: 905-607-0234
Email: service@omcan.com
www.omcan.com

MADE IN CHINA

NEMA
5 - 15
125 VAC / 15 AMP
RECEPTACLE

Table of Contents

Model FW-CN-0005-E / Model FW-CN-0007-E / Model FW-CN-0009-E

Section	Page
General Information	3 - 4
Safety and Warranty	4 - 5
Technical Specifications	5
Installation	5 - 7
Operation	7
Maintenance	7 - 8
Parts Breakdown	8 - 10
Electrical Schematics	11
Notes	12 - 14
Warranty Registration	15

General Information

Omcan Manufacturing and Distributing Company Inc., Food Machinery of America, Inc. dba Omcan and Omcan Inc. are not responsible for any harm or injury caused due to any person's improper or negligent use of this equipment. The product shall only be operated by someone over the age of 18, of sound mind, and not under the influence of any drugs or alcohol, who has been trained in the correct operation of this machine, and is wearing authorized, proper safety clothing. Any modification to the machine voids any warranty, and may cause harm to individuals using the machine or in the vicinity of the machine while in operation.

CHECK PACKAGE UPON ARRIVAL

Upon receipt of an Omcan shipment please inspect for external damage. If no damage is evident on the external packaging, open carton to ensure all ordered items are within the box, and there is no concealed damage to the machine. If the package has suffered rough handling, bumps or damage (visible or concealed), please note it on the bill of lading before accepting the delivery and contact Omcan within 24 hours, so we may initiate a claim with the carrier. A detailed report on the extent of the damage caused to the machine must be filled out within three days, from the delivery date shown in the shipping documents. Omcan has no recourse for damaged products that were shipped collect or third party.

Before operating any equipment, always read and familiarize yourself with all operation and safety instructions.

Omcan would like to thank you for purchasing this machine. It's of the utmost importance to save these instructions for future reference. Also save the original box and packaging for shipping the equipment if servicing or returning of the machine is required.

Omcan Fabrication et distribution Companie Limité et Food Machinery d'Amerique, dba Omcan et Omcan Inc. ne sont pas responsables de tout dommage ou blessure causé du fait que toute personne ait utilisé cet équipement de façon irrégulière. Le produit ne doit être exploité que par quelqu'un de plus de 18 ans, saine d'esprit, et pas sous l'influence d'une drogue ou d'acohol, qui a été formé pour utiliser cette machine correctement, et est vêtu de vêtements de sécurité approprié. Toute modification de la machine annule toute garantie, et peut causer un préjudice à des personnes utilisant la machine ou des personnes à proximité de la machine pendant son fonctionnement.

VÉRIFIEZ LE COLIS DÈS RÉCEPTION

Dès réception d'une expédition d'Omcan veuillez inspecter pour dommages externes. Si aucun dommage n'est visible sur l'emballage externe, ouvrez le carton afin de s'assurer que tous les éléments commandés sont dans la boîte, et il n'y a aucun dommage dissimulé à la machine. Si le colis n'a subi aucune mauvaises manipulations, de bosses ou de dommages (visible ou cachée), notez-le sur le bond de livraison avant d'accepter la livraison et contactez Omcan dans les 24 heures qui suivent, pour que nous puissions engager une réclamation auprès du transporteur. Un rapport détaillé sur l'étendue des dommages causés à la machine doit être rempli dans un délai de trois jours, à compter de la date de livraison indiquée dans les documents d'expédition. Omcan n'a aucun droit de recours pour les produits endommagés qui ont été expédiées ou cueilli par un tiers transporteur.

General Information

Avant d'utiliser n'importe quel équipement, toujours lire et vous familiariser avec toutes les opérations et les consignes de sécurité.

Omcan voudrais vous remercier d'avoir choisi cette machine. Il est primordial de conserver ces instructions pour une référence ultérieure. Également conservez la boîte originale et l'emballage pour l'expédition de l'équipement si l'entretien ou le retour de la machine est nécessaire.

Omcan Empresa De Fabricacion Y Distribucion Inc. Y Maquinaria De Alimentos De America, Inc. dba Omcan y Omcan Inc. no son responsables de ningun daño o perjuicío causado por cualquier persona inadecuada o el uso descuidado de este equipo. El producto solo podra ser operado por una persona mayor de 18 años, en su sano juicio y no bajo alguna influencia de droga o alcohol, y que este ha sido entrenado en el correcto funcionamiento de esta máquina, y ésta usando ropa apropiada y autorizada. Cualquier modificación a la máquina anúla la garantía y puede causar daños a las personas usando la máquina mientras esta en el funcionamiento.

REVISE EL PAQUETE A SU LLEGADA

Tras la recepcion de un envio Omcan favor inspeccionar daños externos. Si no hay daños evidentes en el empaque exterior, Habra el carton para asegurararse que todos los articulos solicitados ésten dentro de la caja y no encuentre daños ocultos en la máquina. Si el paquete ha sufrido un manejo de poco cuidado, golpes o daños (visible o oculto) por favor anote en la factura antes de aceptar la entrega y contacte Omcan dentro de las 24 horas, de modo que podamos iniciar una reclamación con la compañia. Un informe detallado sobre los daños causados a la máquina debe ser llenado en el plazo de tres días, desde la fecha de entrega que se muestra en los documentos de envío. Omcan no tiene ningun recurso por productos dañados que se enviaron a recoger por terceros.

Antes de utilizar cualquier equipo, siempre lea y familiarizarse con todas las instrucciones de funcionamiento y seguridad.

Omcan le gustaría darle las gracias por la compra de esta máquina. Es de la mayor importancia para salvar estas instrucciones para futuras consultas. Además, guarda la caja original y el embalaje para el envío del equipo si servicio técnico o devolución de la máquina que se requiere.

Safety and Warranty

1 YEAR PARTS AND LABOUR BENCH WARRANTY

Within the warranty period, contact Omcan Inc. at 1-800-465-0234 to schedule a drop off to either an Omcan authorized service depot in the area, or to an Omcan Service warehouse to repair the equipment.

Unauthorized maintenance will void the warranty. Warranty covers electrical and part failures, not

Safety and Warranty

improper use.

Please see www.omcan.com/warranty.html for complete info.

WARNING:

The packaging components (cardboard, polyethylene, and others) are classified as normal solid urban waste and can therefore be disposed of without difficulty.

In any case, for suitable recycling, we suggest disposing of the products separately (differentiated waste) according to the current norms.

DO NOT DISCARD ANY PACKAGING MATERIALS IN THE ENVIRONMENT!

Technical Specifications

Model	FW-CN-0005-E	FW-CN-0007-E	FW-CN-0009-E
Number of Rollers	5	7	9
Hotdog Capacity	12	18	24
Length of Rollers	17”/ 431.8 mm		
Temperature	0 - 250°C / 32 - 482°F		
Electrical	110V / 60Hz / 1		
Power	0.7 kW	0.9 kW	1.2 kW
Weight	15 lbs. / 6.8 kgs.	19 lbs. / 8.6 kgs.	24 lbs. / 10.88 kgs.
Dimensions	10.25” x 23” x 7” 260 x 584 x 178mm	13” x 23” x 7” 330 x 584 x 178mm	16” x 23” x 7” 406 x 584 x 178mm
Item Number	44131	44132	44133

Installation

TRANSPORT AND STORAGE

During the transport the hot dog roller should be handled with care and should be protected against strong vibrations and convulsions; the machine shouldn’t be stored outside. It should be stored in a well-ventilated room.

Installation

HOT DOG ROLLER COVER ASSEMBLY

1. Take the hot dog machine, Glass cover, and sideboards carefully out of the carton. Please review the parts list of the hot dog roller cover as follow to ensure you have all parts to complete assembly.

2. Place the plastic base onto the machine and fasten the screws, and then place one of glass panels into one set of plastic base. Repeat for other side.



3. Put the curved top glass into plastic base and put it down on the machine body, fasten the cover to machine with bolt on right place.



Installation

4. Set the front stainless plate onto the edge of the top glass, and tighten the front stainless plate to the glass with nuts and bolts.



Operation

- Before the first use please apply some vegetable oil onto the reels, so that they can move around smoothly.
- Turn on the power switch.
- Depending on the amount and desired degree of browning, you could regulate the temperature of the wheel unit with using the buttons integrated on the front panel. The temperature control lamp lights up by the time you adjust a selected temperature. Once the selected temperature is reached, the temperature control lamp switches off automatically. If the temperature should be reduced again. The temperature control lamp lights again. The temperature will automatically be adjusted. In the view its modern construction and efficient design the machine is highly economical and energy-saving.
- Turn off the power switch after you are done cooking.

Maintenance

- Before any maintenance and cleaning or cleaning work, the machine should be switched off in order to prevent any damage and injuries.
- For cleaning, please do not use any hard metallic objects. A soft dry cloth or pieces made of wood are sufficient to prevent any damage to surface.
- Directly after use please clean the device only using a soft, dry close. Hence, the functionality of the drive is not effected by dirt. Please DO NOT clean the machine with water to prevent damage and to ensure it can function properly.

Maintenance

REFERENCE

Item Number	Model Number	Description	Manufacturer Model Number
44131	FW-CN-0005-E	Hot Dog Roller 5 Roll 110V/60HZ cETLus	ET-R2-5
44132	FW-CN-0007-E	Hot Dog Roller 7 Roll 110V/60HZ cETLus	ET-R2-7
44133	FW-CN-0009-E	Hot Dog Roller 9 Roll 110V/60HZ cETLus	ET-R2-9

Parts Breakdown

Model FW-CN-0005-E 44131
Model FW-CN-0007-E 44132
Model FW-CN-0009-E 44133

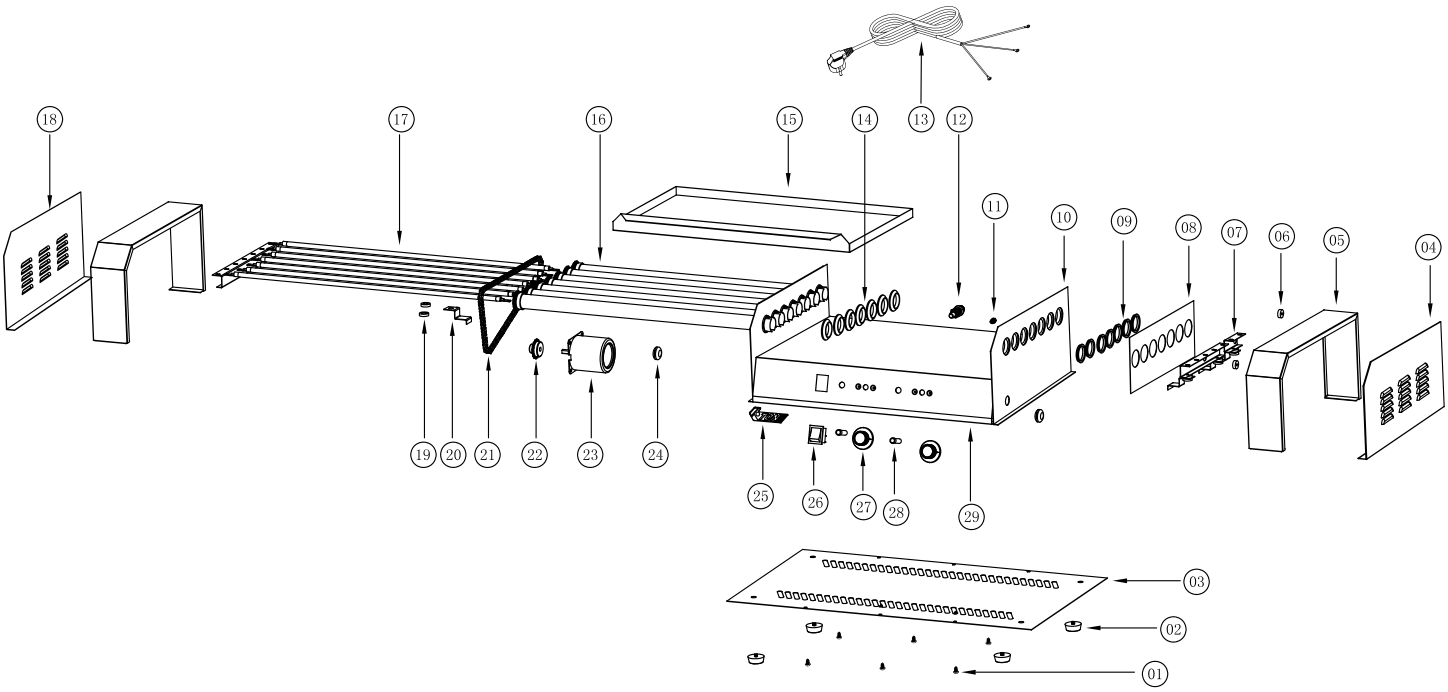

Parts Breakdown

Model FW-CN-0005-E *44131*

Item No.	Description	Position
64679	Tapping Screw for ET-R2-5	1
64680	Rubber Foot for ET-R2-5	2
64681	Bottom Plate for ET-R2-5	3
64684	Right Side Plate for ET-R2-5	4
64687	Left and Right Frame for ET-R2-5	5
64690	Silicone Pad for ET-R2-5	6
64691	5 Roller Heating Element Fixed Plate for ET-R2-5	7
64694	Left and Right Roller Fixed Plate for ET-R2-5	8
64697	Roller Sleeve for ET-R2-5	9
64698	Right Inside Plate for ET-R2-5	10

Item No.	Description	Position
64701	Ground Wire Screw for ET-R2-5	11
64702	Fuse for ET-R2-5	12
64703	Power Plug for ET-R2-5	13
64704	Rubber Gasket for ET-R2-5	14
64705	Oil Tray for ET-R2-5	15
64708	Roller for ET-R2-5	16
64709	Heating Pipe for ET-R2-5	17
64710	Left Side Plate for ET-R2-5	18
64713	Insulated Gasket for ET-R2-5	19
64714	Insulation Pad for ET-R2-5	20

Item No.	Description	Position
64715	5 Roller Chain for ET-R2-5	21
64718	Wheel Gear for ET-R2-5	22
63458	Motor for ET-R2-5	23
64719	Gasket for ET-R2-5	24
64720	Logo for ET-R2-5	25
64721	Switch for ET-R2-5	26
64722	Temperature Controller with Knob for ET-R2-5	27
64723	Indicator Light for ET-R2-5	28
64724	Decal Sticker for ET-R2-5	29

Model FW-CN-0007-E *44132*

Item No.	Description	Position
64679	Tapping Screw for ET-R2-7	1
64680	Rubber Foot for ET-R2-7	2
64682	Bottom Plate for ET-R2-7	3
64685	Right Side Plate for ET-R2-7	4
64688	Left and Right Frame for ET-R2-7	5
64690	Silicone Pad for ET-R2-7	6
64692	7 Roller Heating Element Fixed Plate for ET-R2-7	7
64695	Left and Right Roller Fixed Plate for ET-R2-7	8
64697	Roller Sleeve for ET-R2-7	9
64699	Right Inside Plate for ET-R2-7	10

Item No.	Description	Position
64701	Ground Wire Screw for ET-R2-7	11
64702	Fuse for ET-R2-7	12
64703	Power Plug for ET-R2-7	13
64704	Rubber Gasket for ET-R2-7	14
64706	Oil Tray for ET-R2-7	15
64708	Roller for ET-R2-7	16
64709	Heating Pipe for ET-R2-7	17
64711	Left Side Plate for ET-R2-7	18
64713	Insulated Gasket for ET-R2-7	19
64714	Insulation Pad for ET-R2-7	20

Item No.	Description	Position
64716	7 Roller Chain for ET-R2-7	21
64718	Wheel Gear for ET-R2-7	22
63458	Motor for ET-R2-7	23
64719	Gasket for ET-R2-7	24
64720	Logo for ET-R2-7	25
64721	Switch for ET-R2-7	26
64722	Temperature Controller with Knob for ET-R2-7	27
64723	Indicator Light for ET-R2-7	28
64724	Decal Sticker for ET-R2-7	29

Parts Breakdown

Model FW-CN-0009-E *44133*

Item No.	Description	Position
64679	Tapping Screw for ET-R2-9	1
64680	Rubber Foot for ET-R2-9	2
64683	Bottom Plate for ET-R2-9	3
64686	Right Side Plate for ET-R2-9	4
64689	Left and Right Frame for ET-R2-9	5
64690	Silicone Pad for ET-R2-9	6
64693	4 ROLLER Heating Element Fixed Plate for ET-R2-9	7
64691	5 ROLLER Heating Element Fixed Plate for ET-R2-9	7
64696	Left and Right Roller Fixed Plate for ET-R2-9	8
64697	Roller Sleeve for ET-R2-9	9
64700	Right Inside Plate for ET-R2-9	10

Item No.	Description	Position
64701	Ground Wire Screw for ET-R2-9	11
64702	Fuse for ET-R2-9	12
64703	Power Plug for ET-R2-9	13
64704	Rubber Gasket for ET-R2-9	14
64707	Oil Tray for ET-R2-9	15
64708	Roller for ET-R2-9	16
64709	Heating Pipe for ET-R2-9	17
64712	Left Side Plate for ET-R2-9	18
64713	Insulated Gasket for ET-R2-9	19
64714	Insulation Pad for ET-R2-9	20
64717	4 Roller Chain for ET-R2-9	21

Item No.	Description	Position
64715	5 Roller Chain for ET-R2-9	21
64718	Wheel Gear for ET-R2-9	22
63458	Motor for ET-R2-9	23
64719	Gasket for ET-R2-9	24
64720	Logo for ET-R2-9	25
64721	Switch for ET-R2-9	26
64722	Temperature Controller with Knob for ET-R2-9	27
64723	Indicator Light for ET-R2-9	28
64724	Decal Sticker for ET-R2-9	29

Electrical Schematics

Model FW-CN-0005-E 44131
Model FW-CN-0007-E 44132
Model FW-CN-0009-E 44133

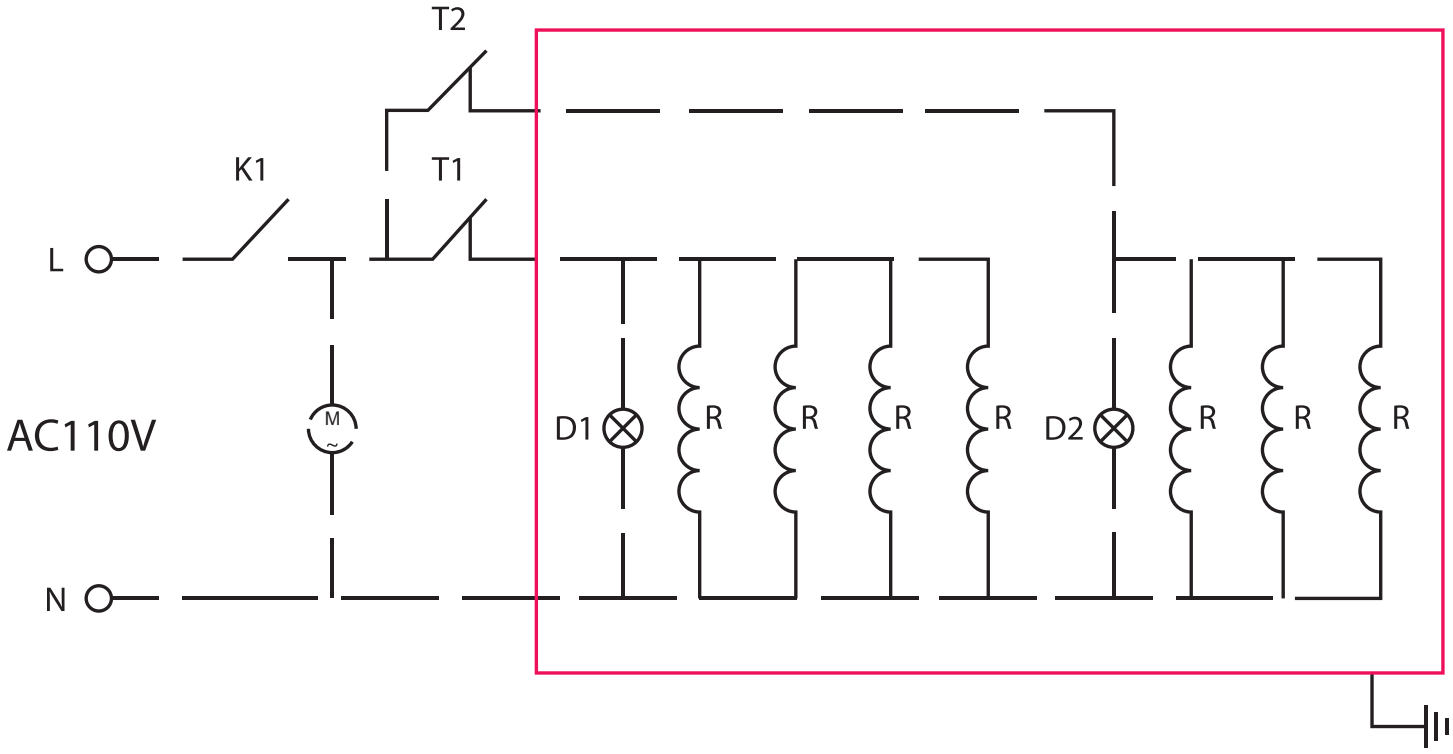

K1	Power Switch
R	Heater
M	Motor
T1	Thermostatic Controller
T2	Thermostatic Controller
D1	Heating Indicator Light
D2	Heating Indicator Light

Notes

Notes

Notes

Warranty Registration

Thank you for purchasing an Omcan product. To register your warranty for this product, complete the information below, tear off the card at the perforation and then send to the address specified below. You can also register online by visiting:

Merci d'avoir acheté un produit Omcan. Pour enregistrer votre garantie pour ce produit, complétez les informations ci-dessous, détachez la carte au niveau de la perforation, puis l'envoyer à l'adresse spécifié ci-dessous. Vous pouvez également vous inscrire en ligne en visitant:

Gracias por comprar un producto Omcan usted. Para registrar su garantía para este producto, complete la información a continuación, cortar la tarjeta en la perforación y luego enviarlo a la dirección indicada a continuación. También puede registrarse en línea en:

www.omcan.com/warrantyregistration.html

For mailing in Canada

Pour postale au Canada

Por correo en Canadá

OMCAN
PRODUCT WARRANTY REGISTRATION
3115 Pepper Mill Court,
Mississauga, Ontario
Canada, L5L 4X5

For mailing in the US

Pour diffusion aux États-Unis

Por correo en los EE.UU.

OMCAN
PRODUCT WARRANTY REGISTRATION
4450 Witmer Industrial Estates, Unit 4,
Niagara Falls, New York
USA, 14305

or email to: service@omcan.com

Purchaser's Information

Name: _____

Address: _____

City: _____ Province or State: _____ Postal or Zip: _____

Country: _____

Dealer from which Purchased: _____

Dealer City: _____ Dealer Province or State: _____

Invoice: _____

Company Name: _____

Telephone: _____

Email Address: _____

Type of Company:

☐ Restaurant ☐ Bakery ☐ Deli

☐ Butcher ☐ Supermarket ☐ Caterer

☐ Institution *(specify)*: _____

☐ Other *(specify)*: _____

Model Name: _____ Model Number: _____ Serial Number: _____

Machine Description: _____

Date of Purchase (MM/DD/YYYY): _____ Date of Installation (MM/DD/YYYY): _____

Would you like to extend the warranty? ☐ Yes ☐ No

Thank you for choosing Omcan | Merci d'avoir choisi Omcan | Gracias por elegir Omcan

Since 1951 Omcan has grown to become a leading distributor of equipment and supplies to the North American food service industry. Our success over these many years can be attributed to our commitment to strengthen and develop new and existing relationships with our valued customers and manufacturers. Today with partners in North America, Europe, Asia and South America, we continually work to improve and grow the company. We strive to offer customers exceptional value through our qualified local sales and service representatives who provide convenient access to over 3,500 globally sourced products.

Depuis 1951 Omcan a grandi pour devenir un des “leaders” de la distribution des équipements et matériel pour l’industrie des services alimentaires en Amérique du Nord. Notre succès au cours de ces nombreuses années peut être attribué à notre engagement à renforcer et à développer de nouvelles et existantes relations avec nos clients et les fabricants de valeur. Aujourd’hui avec des partenaires en Amérique du Nord, Europe, Asie et Amérique du Sud, nous travaillons continuellement à améliorer et développer l’entreprise. Nous nous efforçons d’offrir à nos clients une valeur exceptionnelle grâce à nos ventes locales qualifiées et des représentants de service qui offrent un accès facile à plus de 3500 produits provenant du monde entier.

Desde 1951 Omcan ha crecido hasta convertirse en un líder en la distribución de equipos y suministros de alimentos en América del Norte industria de servicios. Nuestro éxito en estos años se puede atribuir a nuestro compromiso de fortalecer y desarrollar nuevas relaciones existentes con nuestros valiosos clientes y fabricantes. Hoy con socios de América del Norte, Europa, Asia y América del Sur, que trabajan continuamente para mejorar y crecer la empresa. Nos esforzamos por ofrecer a nuestros clientes valor excepcional a través de nuestro local de ventas y representantes de los servicios que proporcionan un fácil acceso a más de 3,500 productos con origen a nivel mundial.