

ITEM	DESCRIPTION	PART NO.	QTY
*1A	TERMINAL BLOCK (BLK), 7.5/10kW	4-22TB	4
*1B	TERMINAL BLOCK END (BLK), 7.5/10kW	4-22ES	1
*1A	TERMINAL BLOCK (WHT), 12/15kW	4-33TB	4
*1B	TERMINAL BLOCK END (WHT), 12/15kW	4-33ES	1
2	SWITCH, ON/OFF/DELIME	9124-1	1
3	THERMOSTAT, HIGH LIMIT SAFETY	2927-1	1
4	LEVEL CONTROL, 10K OHM	4038-1	1
5	PROBE, LOW LEVEL CUT-OFF	3738-3	1
6	PROBE, LOW LEVEL	3738-2	1
7	PROBE, HIGH LEVEL	4-LLP2	1
8	READY PILOT, GREEN	4-PLD4-1	1
9	THERMOSTAT, OPERATING	4-TH05	1
10	DOOR SWITCH	9-3213	1
11	RELAY, DPDT	9-3174	1
12	TIMER	4-T209-1	1
13	BUZZER	4742-1	1
14	COOKING PILOT, RED	4-PLD7-1	1
*15	COOLING SOLENOID VALVE, 12/15kW	3-1175	1
*15	COOLING SOLENOID VALVE, 7.5/10kW	5162-2	1
16	FILL SOLENOID VALVE	5162-2	1
17	BLOW-DOWN VALVE	3-S543-1	1
18	CONTACTOR, 208V-240V	4916-1	1

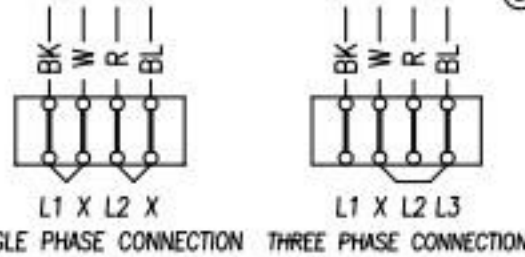
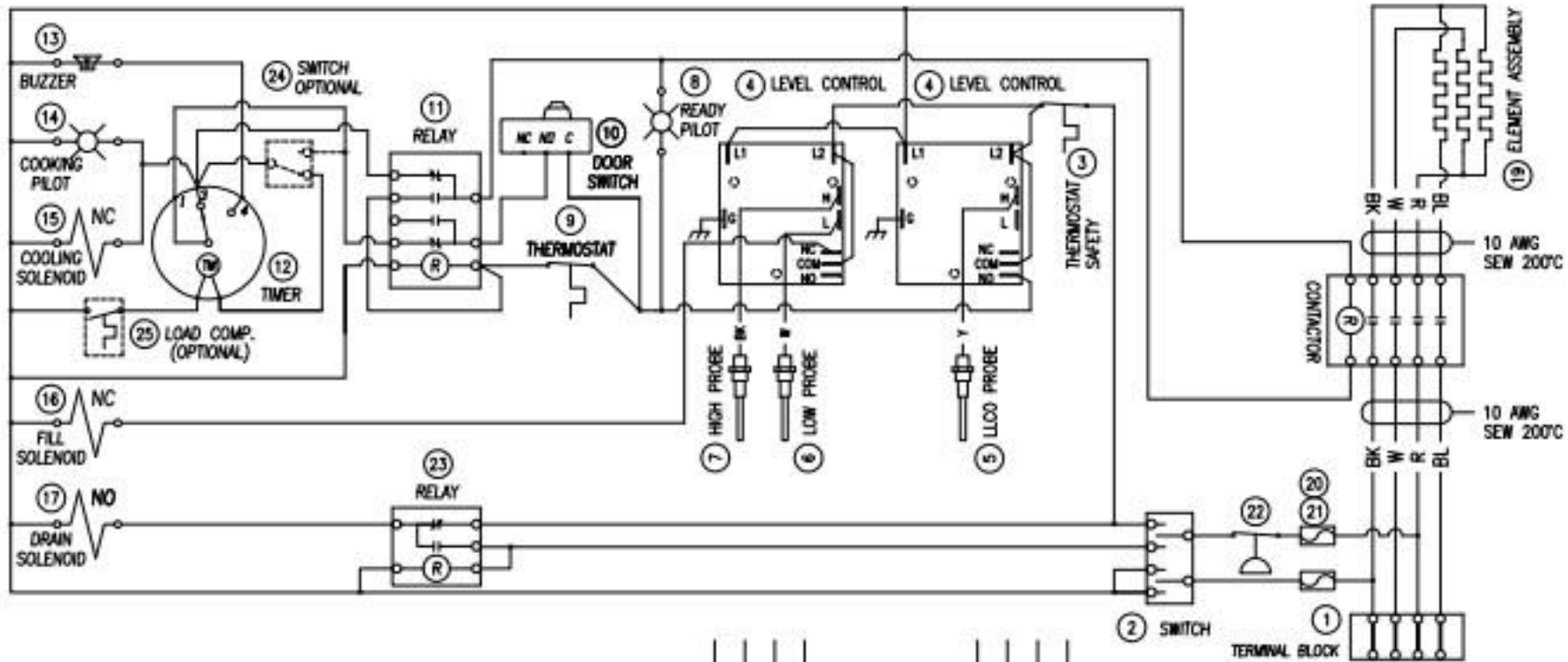
Volts	KW	Amperes		Part No.
		1 Phase	3 Phase	
208	10	48.1	27.8	7972-1008
220	8.4	38.2	22.1	7972-1040
240	10	41.7	24.1	7972-1040

20	FUSE, 2A, 250V	9092-2	2
21	FUSE HOLDER	9068-1	2
22	PRESSURE SWITCH, 5PSI	5445-1	1
23	RELAY, SPDT	9-3175	1
*24	CONTINUOUS COOKING SWITCH, OPTIONAL	9096-1	1
*25	LOAD COMPENSATE SWITCH, OPTIONAL	3-TS01	1

* SELECT AS REQUIRED FOR VOLTAGE, KW OR MODEL.

CONTROL CIRCUIT WIRE: 16 AWG SEW 200°C
LOAD CIRCUIT WIRE: 10 AWG SEW 200°C

R18A -[3, 4, 5] (208-240V)
3E-10073R0



ITEM	DESCRIPTION	PART NO.	QTY
*1A	TERMINAL BLOCK (BLK), 7.5/10kW	4-22TB	4
*1B	TERMINAL BLOCK END (BLK), 7.5/10kW	4-22ES	1
*1A	TERMINAL BLOCK (WHT), 12/15kW	4-33TB	4
*1B	TERMINAL BLOCK END (WHT), 12/15kW	4-33ES	1
2	SWITCH, ON/OFF/DELIME	9124-1	1
3	THERMOSTAT, HIGH LIMIT SAFETY	2927-1	1
4	LEVEL CONTROL, 1M OHM	5230-2	2
5	PROBE, LOW LEVEL CUT-OFF	3738-3	1
6	PROBE, LOW LEVEL	3738-2	1
7	PROBE, HIGH LEVEL	4-LLP2	1
8	READY PILOT, GREEN	4-PLD4-1	1
9	THERMOSTAT, OPERATING	4-TH05	1
10	DOOR SWITCH	9-3213	1
11	RELAY, DPDT	9-3174	1
12	TIMER	4-T209-1	1
13	BUZZER	4742-1	1
14	COOKING PILOT, RED	4-PLD7-1	1
*15	COOLING SOLENOID VALVE, 12/15kW	3-1175	1
*15	COOLING SOLENOID VALVE, 7.5/10kW	5162-2	1
16	FILL SOLENOID VALVE	5162-2	1
17	BLOW-DOWN VALVE	3-S543-1	1
18	CONTACTOR, 208V-240V	4916-1	1
*19	ELEMENT ASSEMBLY	SEE BELOW	1

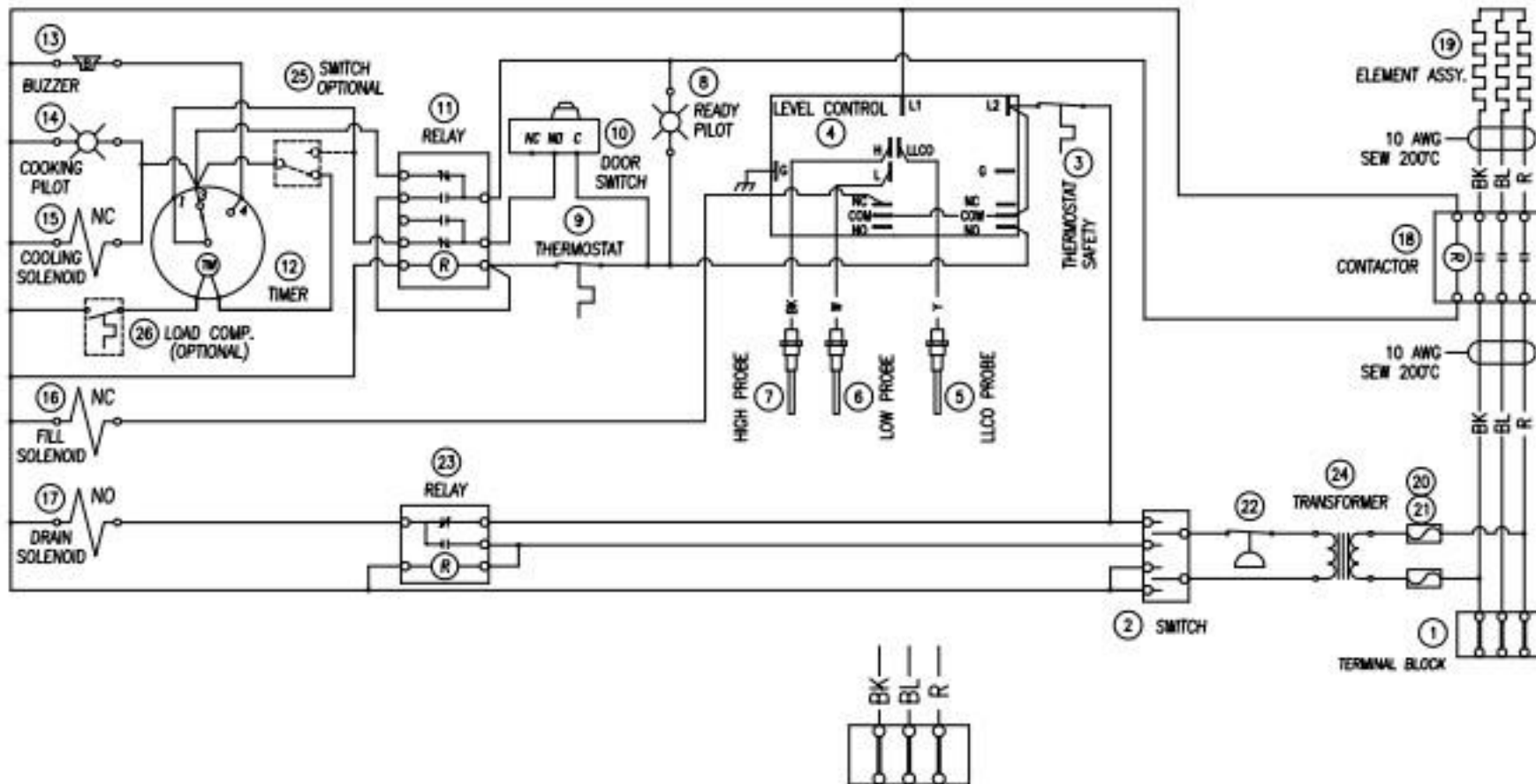
Volts	KW	Amperes		Part No.
		1 Phase	3 Phase	
208	10	48.1	27.8	7972-1008
220	8.4	38.2	22.1	7972-1040
240	10	41.7	24.1	7972-1040

20	FUSE, 2A, 250V	9092-2	2
21	FUSE HOLDER	9068-1	2
22	PRESSURE SWITCH, 5PSI	5445-1	1
23	RELAY, SPDT	9-3175	1
*24	CONTINUOUS COOKING SWITCH, OPTIONAL	9096-1	1
*25	LOAD COMPENSATE SWITCH, OPTIONAL	3-TS01	1

* SELECT AS REQUIRED FOR VOLTAGE, KW OR MODEL.

CONTROL CIRCUIT WIRE: 16 AWG SEW 200°C
LOAD CIRCUIT WIRE: 10 AWG SEW 200°C

R18A -[3, 4, 5] (208-240V), R.O CONTROLS
3E-10074R0



ITEM	DESCRIPTION	PART NO.	QTY
*1A	TERMINAL BLOCK (BLK), 7.5/10AW	4-227B	3
*1B	TERMINAL BLOCK END (BLK), 7.5/10AW	4-22E5	1
*1A	TERMINAL BLOCK (WHT), 12/15AW	4-337B	3
*1B	TERMINAL BLOCK END (WHT), 12/15AW	4-33E5	1
2	SWITCH, ON/OFF/DELIME	9124-1	1
3	THERMOSTAT, HIGH LIMIT SAFETY	912B-1	1
4	LEVEL CONTROL, 1M OHM	403B-1	1
5	PROBE, LOW LEVEL CUT-OFF	373B-3	1
6	PROBE, LOW LEVEL	373B-2	1
7	PROBE, HIGH LEVEL	4-LLP2	1
8	READY PILOT, GREEN	4-PL04-1	1
9	THERMOSTAT, OPERATING	912B-1	1
10	DOOR SWITCH	9-3213	1
11	RELAY, DPDT	9-3174	1
12	TIMER	4-7209-1	1
13	BUZZER	4742-1	1
14	COOKING PILOT, RED	4-PL07-1	1
*15	COOLING SOLENOID VALVE, 12/15AW	3-1175	1
*15	COOLING SOLENOID VALVE, 7.5/10AW	5162-2	1
16	FILL SOLENOID VALVE	5162-2	1
17	BLOW-DOWN VALVE	3-5543-1	1
18	CONTACTOR, 208V-240V	4-NG41	1
*19	ELEMENT ASSEMBLY	SEE BELOW	1

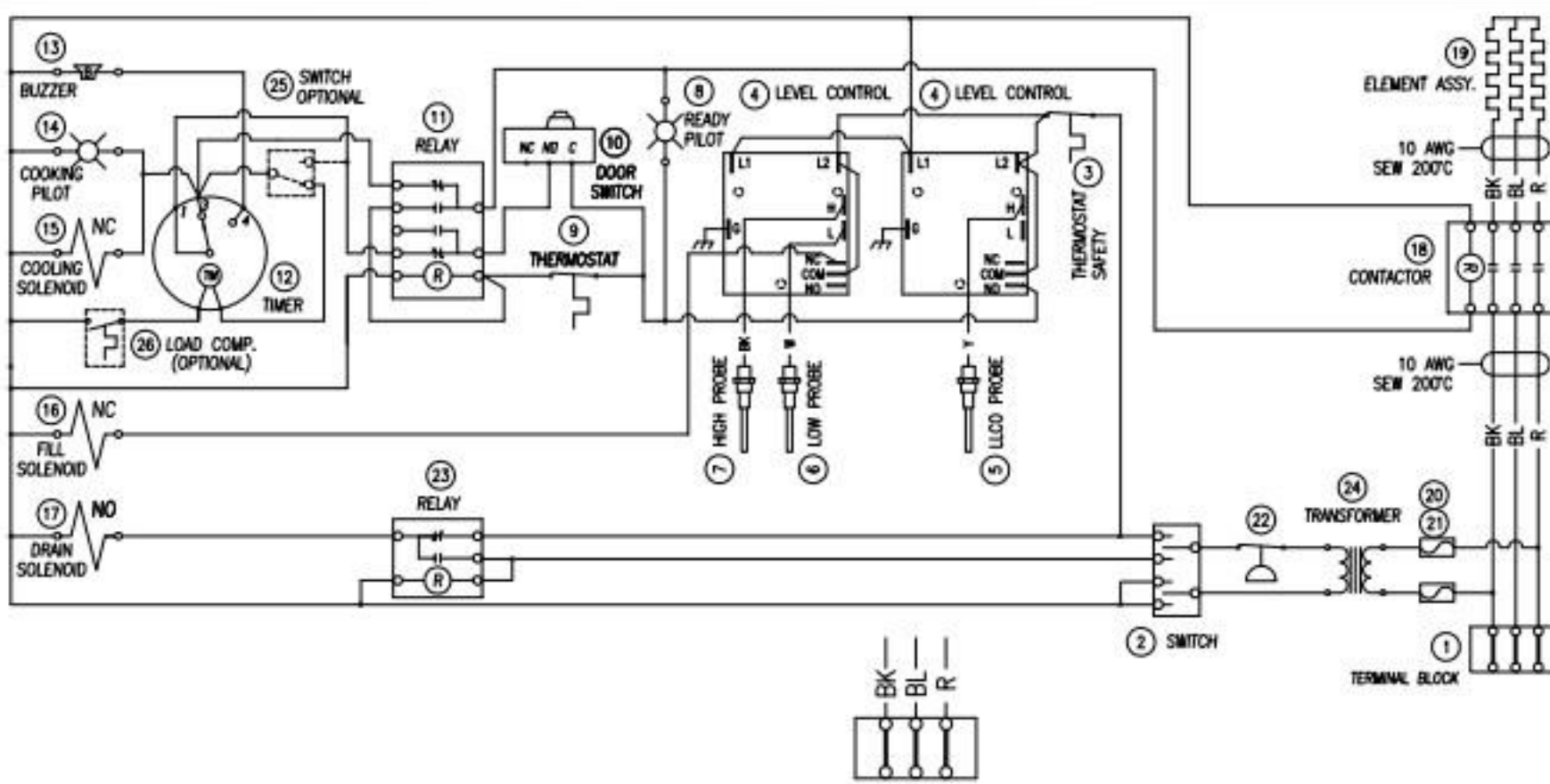
Volts (Min V)	kW	Amperes		Part No.
		1 Phase	3 Phase	
380 [220]	8.4	-	12.8	7972-1040
415 [240]	10	-	13.9	7972-1040

20	FUSE, 1/2 A, 600V	9001-2	2
21	FUSE HOLDER	9002-1	2
22	PRESSURE SWITCH, 5PSI	5445-1	1
23	RELAY, SPDT	9-3175	1
*24	TRANSFORMER, 380/415V-240V	4-7251	1
*24	TRANSFORMER, 480V-240V	4-7255	1
*24	TRANSFORMER, 600V-240V	4-7260	1
*25	CONTINUOUS COOKING SWITCH, OPTIONAL	9098-1	1
*26	LOAD COMPENSATE SWITCH, OPTIONAL	3-T501	1

* SELECT AS REQUIRED FOR VOLTAGE, KW OR MODEL.

R18A -[3, 4, 5] (380, 415)
3E-10075R0

CONTROL CIRCUIT WIRE: 16 AWG SEW 200°C
LOAD CIRCUIT WIRE: 10 AWG SEW 200°C



ITEM	DESCRIPTION	PART NO.	QTY
*1A	TERMINAL BLOCK (BLK), 7.5/10AW	4-227B	3
*1B	TERMINAL BLOCK END (BLK), 7.5/10AW	4-22E5	1
*1A	TERMINAL BLOCK (WHT), 12/15AW	4-337B	3
*1B	TERMINAL BLOCK END (WHT), 12/15AW	4-33E5	1
2	SWITCH, ON/OFF/DELIME	9124-1	1
3	THERMOSTAT, HIGH LIMIT SAFETY	912B-1	1
4	LEVEL CONTROL, 1M OHM	5230-2	2
5	PROBE, LOW LEVEL CUT-OFF	373B-3	1
6	PROBE, LOW LEVEL	373B-2	1
7	PROBE, HIGH LEVEL	4-LLP2	1
8	READY PILOT, GREEN	4-PL04-1	1
9	THERMOSTAT, OPERATING	912B-1	1
10	DOOR SWITCH	9-3213	1
11	RELAY, DPDT	9-3174	1
12	TIMER	4-7209-1	1
13	BUZZER	4742-1	1
14	COOKING PILOT, RED	4-PL07-1	1
*15	COOLING SOLENOID VALVE, 12/15AW	3-1175	1
*15	COOLING SOLENOID VALVE, 7.5/10AW	5162-2	1
16	FILL SOLENOID VALVE	5162-2	1
17	BLOW-DOWN VALVE	3-5543-1	1
18	CONTACTOR, 208V-240V	4-NG41	1
*19	ELEMENT ASSEMBLY	SEE BELOW	1

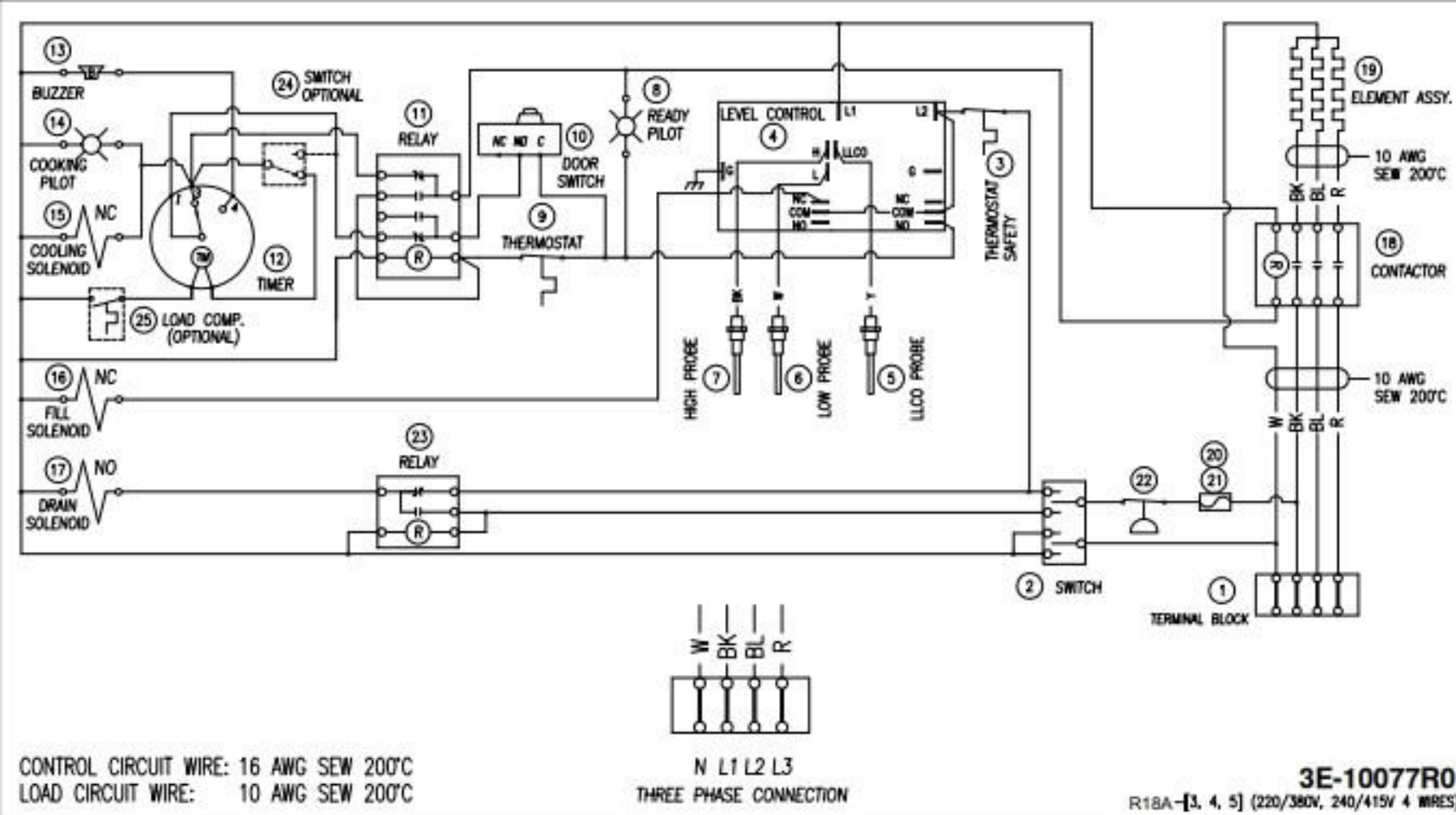
Volts (Min V)	kW	Amperes		Part No.
		1 Phase	3 Phase	
380 [220]	8.4	-	12.8	7972-1040
415 [240]	10	-	13.9	7972-1040

20	FUSE, 1/2A, 600V	9001-2	2
21	FUSE HOLDER	9002-1	2
22	PRESSURE SWITCH, 5PSI	5445-1	1
23	RELAY, SPDT	9-3175	1
*24	TRANSFORMER, 380/415V-240V	4-7251	1
*24	TRANSFORMER, 480V-240V	4-7255	1
*24	TRANSFORMER, 600V-240V	4-7260	1
*25	CONTINUOUS COOKING SWITCH, OPTIONAL	9098-1	1
*26	LOAD COMPENSATE SWITCH, OPTIONAL	3-T501	1

* SELECT AS REQUIRED FOR VOLTAGE, KW OR MODEL.

R18A -[3, 4, 5] (380, 415), R.O CONTROLS
3E-10076R0

CONTROL CIRCUIT WIRE: 16 AWG SEW 200°C
LOAD CIRCUIT WIRE: 10 AWG SEW 200°C

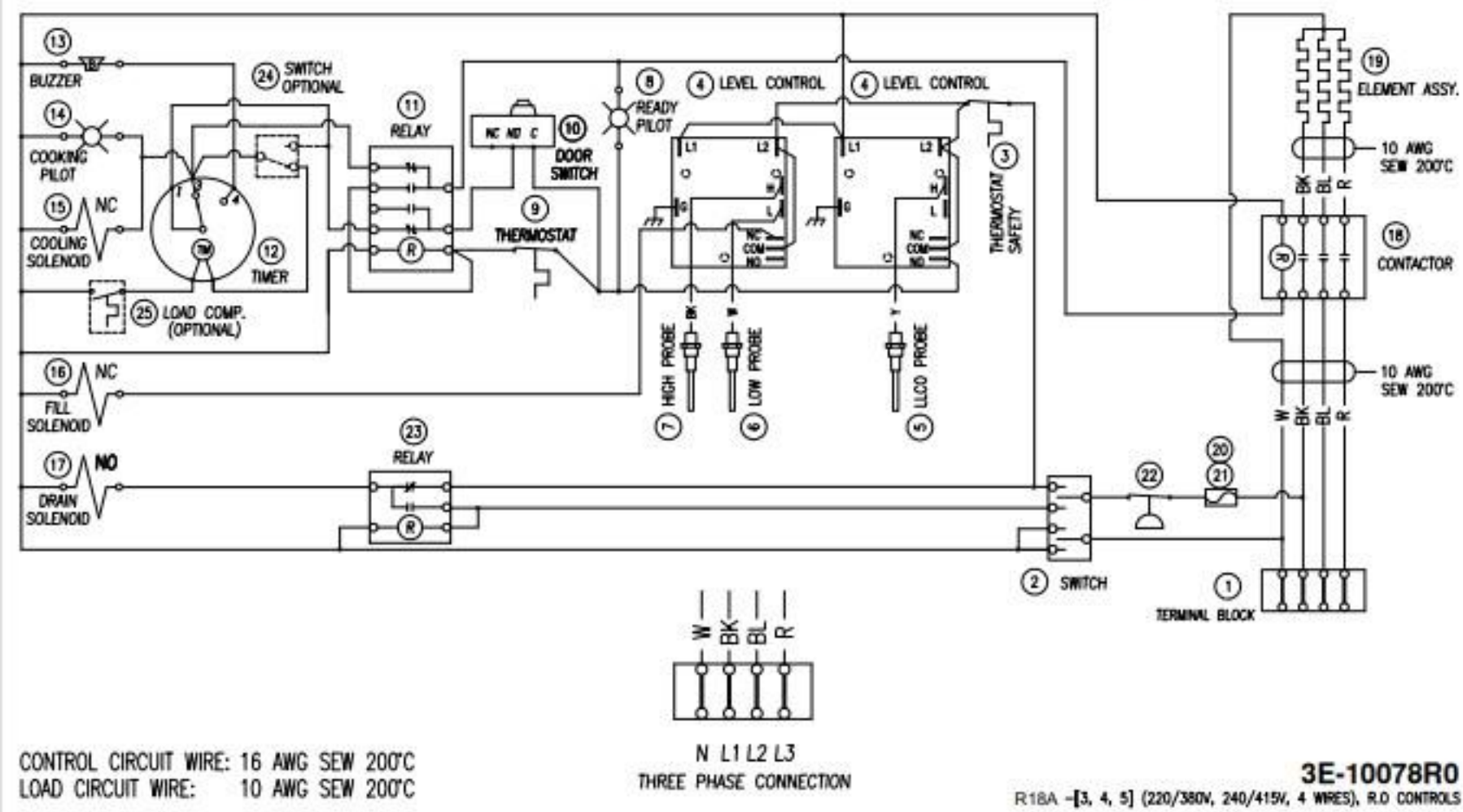


ITEM	DESCRIPTION	PART NO.	QTY
*1A	TERMINAL BLOCK (BLK), 7.5/10kW	4-22TB	4
*1B	TERMINAL BLOCK END (BLK), 7.5/10kW	4-22ES	1
*1A	TERMINAL BLOCK (WHT), 12/15kW	4-33TB	4
*1B	TERMINAL BLOCK END (WHT), 12/15kW	4-33ES	1
2	SWITCH, ON/OFF/DELIME	9124-1	1
3	THERMOSTAT, HIGH LIMIT SAFETY	2927-1	1
4	LEVEL CONTROL, 10K OHM	4038-1	1
5	PROBE, LOW LEVEL CUT-OFF	3738-3	1
6	PROBE, LOW LEVEL	3738-2	1
7	PROBE, HIGH LEVEL	4-LLP2	1
8	READY PILOT, GREEN	4-PL04-1	1
9	THERMOSTAT, OPERATING	4-TH05	1
10	DOOR SWITCH	9-3213	1
11	RELAY, DPDT	9-3174	1
12	TIMER	4-T209-1	1
13	BUZZER	4742-1	1
14	COOKING PILOT, RED	4-PL07-1	1
*15	COOLING SOLENOID VALVE, 12/15kW	3-1175	1
*15	COOLING SOLENOID VALVE, 7.5/10kW	5162-2	1
16	FILL SOLENOID VALVE	5162-2	1
17	BLOW-DOWN VALVE	3-S543-1	1
18	CONTACTOR, 208V-240V	4-NG41	1
*19	ELEMENT ASSEMBLY	SEE BELOW	1

Volts [Elt.V]	kW	Amperes		Part No.
		1 Phase	3 Phase	
380 [220]	8.4	-	12.8	7972-1040
415 [240]	10	-	13.9	7972-1040

20	FUSE, 2A, 250V	9092-2	1
21	FUSE HOLDER	9068-1	1
22	PRESSURE SWITCH, 5PSI	5445-1	1
23	RELAY, SPDT	9-3175	1
*24	CONTINUOUS COOKING SWITCH, OPTIONAL	9096-1	1
*25	LOAD COMPENSATE SWITCH, OPTIONAL	3-T501	1

* SELECT AS REQUIRED FOR VOLTAGE, KW OR MODEL.



ITEM	DESCRIPTION	PART NO.	QTY
*1A	TERMINAL BLOCK (BLK), 7.5/10kW	4-22TB	4
*1B	TERMINAL BLOCK END (BLK), 7.5/10kW	4-22ES	1
*1A	TERMINAL BLOCK (WHT), 12/15kW	4-33TB	4
*1B	TERMINAL BLOCK END (WHT), 12/15kW	4-33ES	1
2	SWITCH, ON/OFF/DELIME	9124-1	1
3	THERMOSTAT, HIGH LIMIT SAFETY	9128-1	1
4	LEVEL CONTROL, 1M OHM	5230-2	1
5	PROBE, LOW LEVEL CUT-OFF	3738-3	1
6	PROBE, LOW LEVEL	3738-2	1
7	PROBE, HIGH LEVEL	4-LLP2	1
8	READY PILOT, GREEN	4-PL04-1	1
9	THERMOSTAT, OPERATING	9126-1	1
10	DOOR SWITCH	9-3213	1
11	RELAY, DPDT	9-3174	1
12	TIMER	4-T209-1	1
13	BUZZER	4742-1	1
14	COOKING PILOT, RED	4-PL07-1	1
*15	COOLING SOLENOID VALVE, 12/15kW	3-1175	1
*15	COOLING SOLENOID VALVE, 7.5/10kW	5162-2	1
16	FILL SOLENOID VALVE	5162-2	1
17	BLOW-DOWN VALVE	3-S543-1	1
18	CONTACTOR, 208V-240V	4-NG41	1
*19	ELEMENT ASSEMBLY	SEE BELOW	1

Volts [Elt.V]	kW	Amperes		Part No.
		1 Phase	3 Phase	
380 [220]	8.4	-	12.8	7972-1040
415 [240]	10	-	13.9	7972-1040

20	FUSE, 2A, 250V	9092-2	1
21	FUSE HOLDER	9068-1	1
22	PRESSURE SWITCH, 5PSI	5445-1	1
23	RELAY, SPDT	9-3175	1
*24	CONTINUOUS COOKING SWITCH, OPTIONAL	9096-1	1
*25	LOAD COMPENSATE SWITCH, OPTIONAL	3-T501	1

* SELECT AS REQUIRED FOR VOLTAGE, KW OR MODEL.