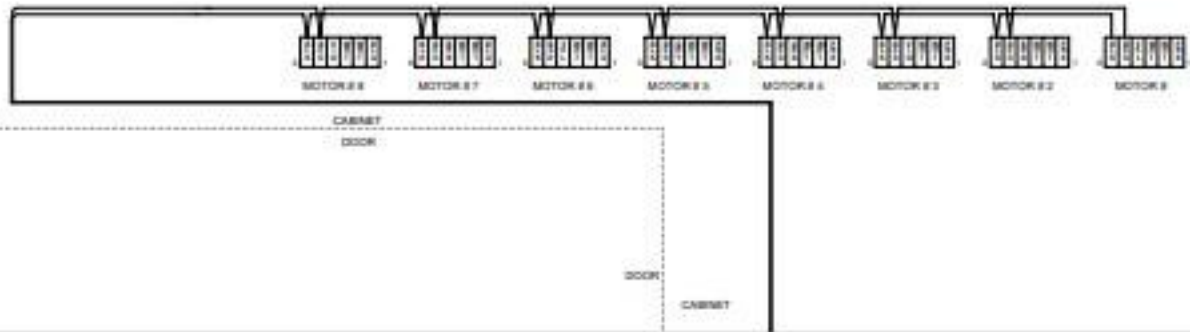
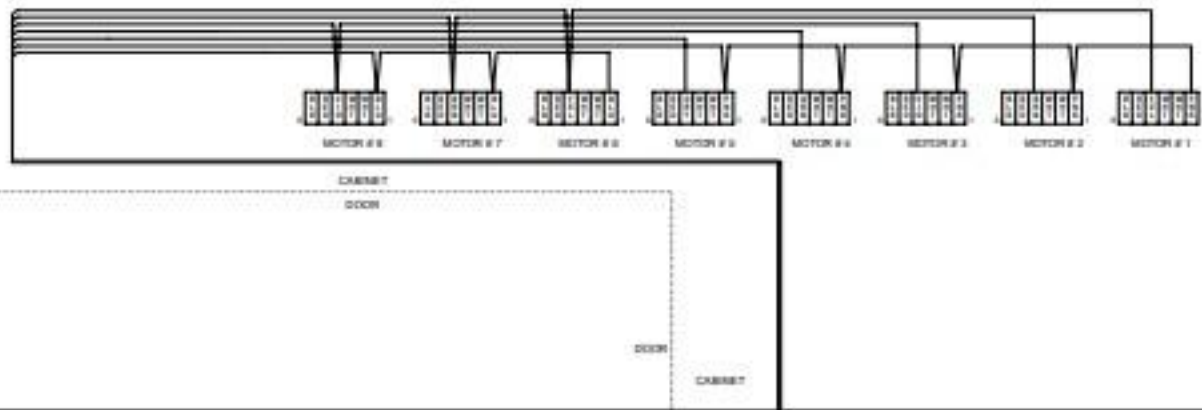


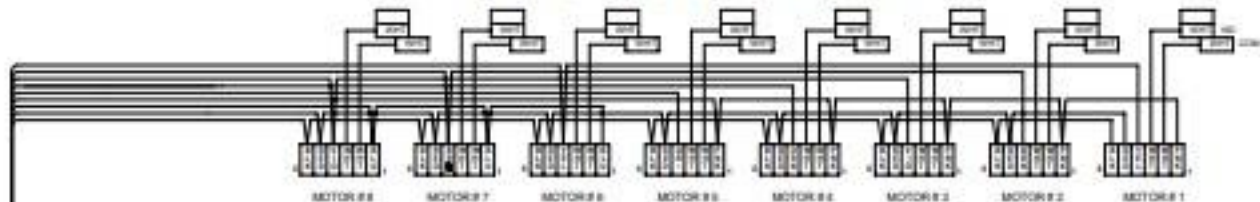
PINS 5 & 6 : 24VDC MOTOR DRIVE CIRCUIT (DAISY CHAIN)



PINS 1 & 4: 12VDC MOTOR ACTIVATE / SWITCH MONITOR  
CIRCUIT (2X5 MATRIX)



# VEND MOTORS & SOLDOUT SWITCHES

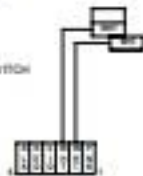


CABINET  
DOOR

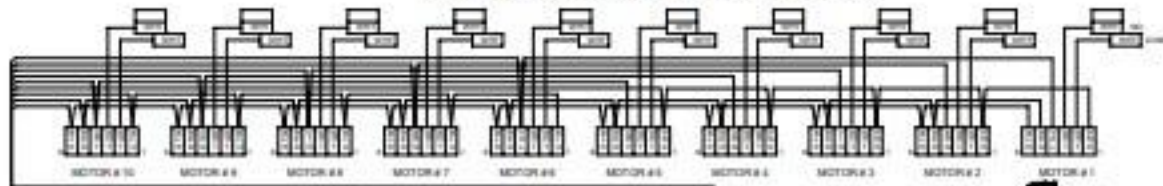
SOLD OUT SWITCH

DOOR

CABINET



# VEND MOTORS & SOLDOUT SWITCHES



MOTOR #10

MOTOR #9

MOTOR #8

MOTOR #7

MOTOR #6

MOTOR #5

MOTOR #4

MOTOR #3

MOTOR #2

MOTOR #1

CABINET

DOOR

DOOR

CABINET



SEE NEXT PAGE  
FOR VEND MOTORS  
AND SOLDOUT SWITCHES  
HARNES DIAGRAM

