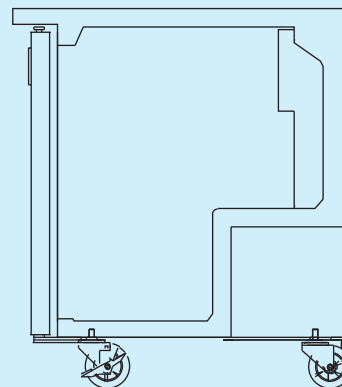
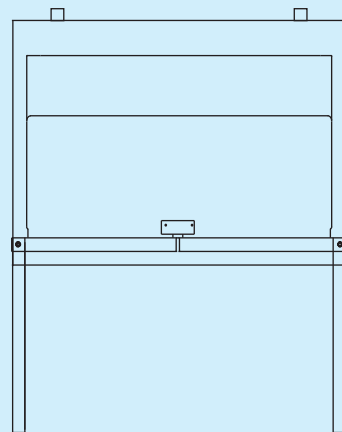


CAUTION!
PLEASE KEEP POWER
SWITCH ON BEFORE
OPERATING THIS EQUIPMENT

Undercounter Freezer Service Manual

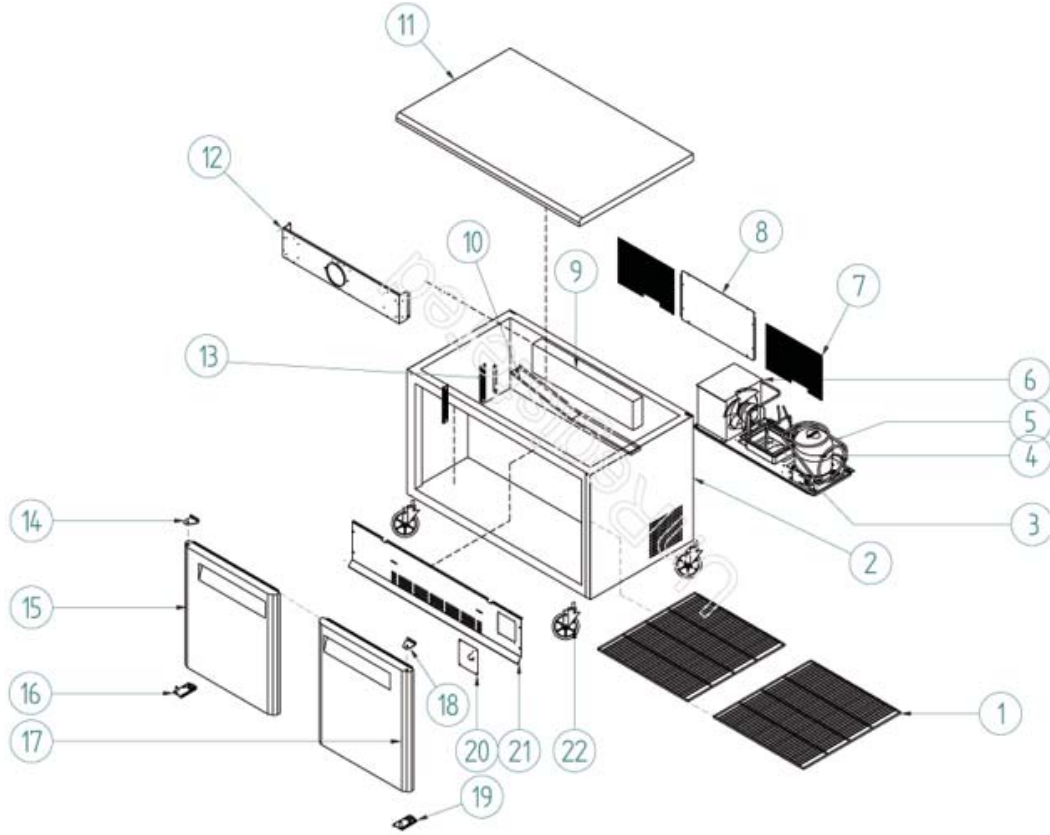
Please read this manual completely before attempting to install or operate this equipment!

Undercounter Freezer **MUF-36**



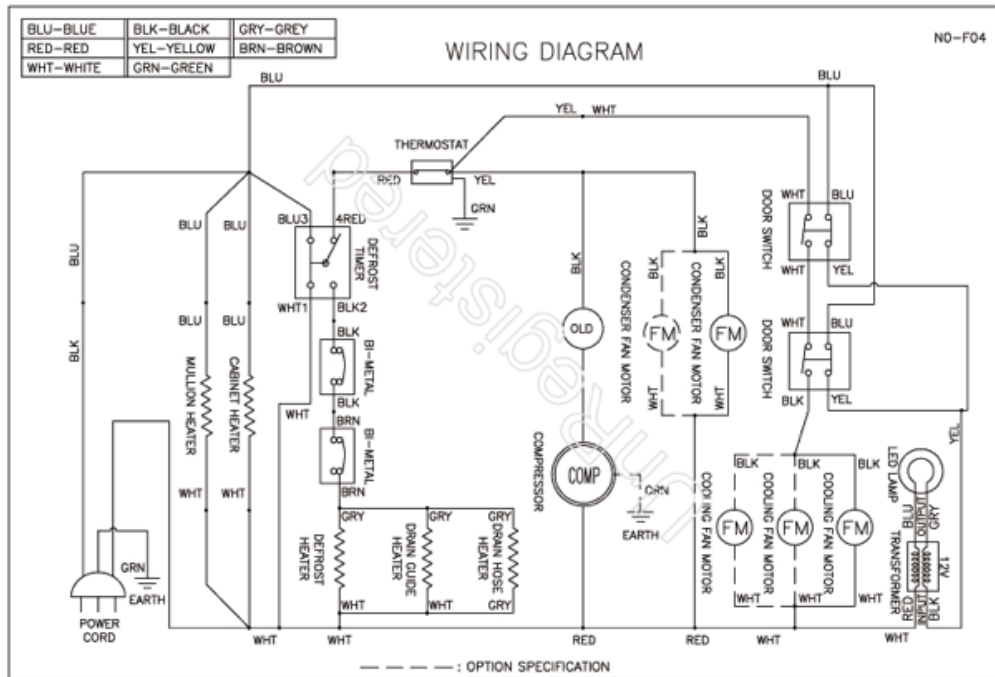
MUF-36/TUF-36SD

1. MUF-36/TUF-36SD Explode View

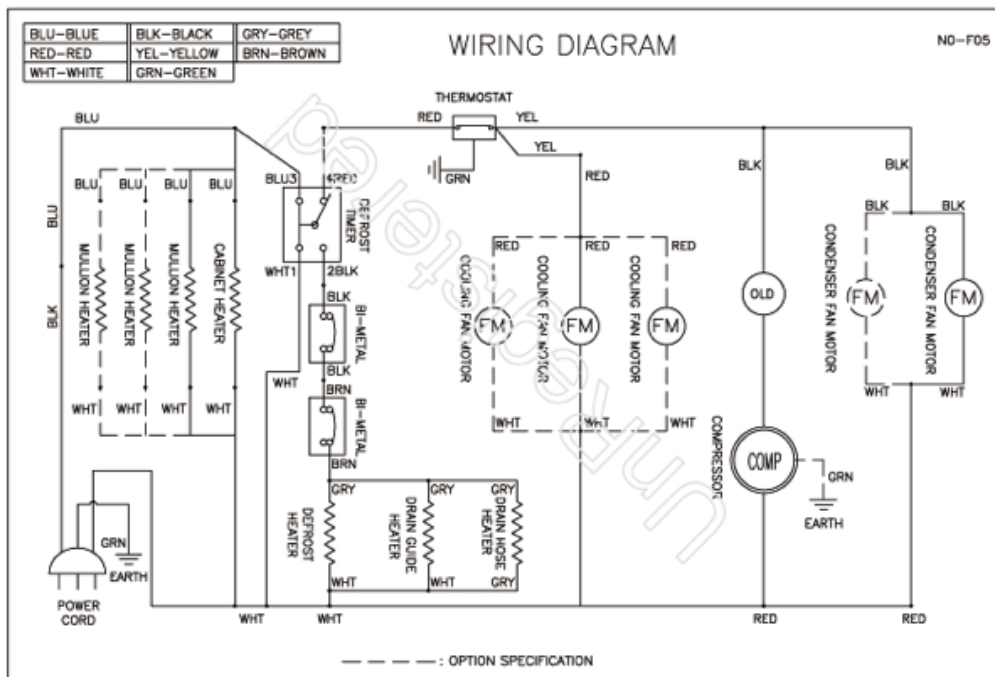


No	Part Cord	Part Name	No	Part Cord	Part Name
1	WM35800100	SHELF(MUF)	12	UF36570701	EVAP FAN DUCT(TUF)
	M367800101	SHELF(TUF)		WF33570700	EVAP FAN DUCT(MUF)
2	M369500200	CABINET ASSY	13	M725300201	SHELF STARDAND
3	IS 4420DWSG-1	CONDENSER FAN MOTOR	14	M722900209	TOP HINGE L
4	SK1A1C-L2W	COMPRESSOR	15	WM36700201	DOOR (MUF)
5	DU24233100	SUCTION PIPE(B)		M361700201	DOOR(TUF)
6	KF24900105	CONDENSER	16	30229M0305	BOTTOM HINGE UL
7	M361401001	MECH COVER	17	WM36700101	DOOR (MUF)
8	M721401205	UNIT COVER		M361700101	DOOR(TUF)
9	UF24400406	EVAP ASSY	18	M722900109	TOP HINGE R
10	UF22500101	EVAP DRAIN GUIDE	19	30229M0405	BOTTOM HINGE UR
11	WU36700100	COUNTER TOP ASSY(MUF)	20	UF44200302	TAMPERATURE CONTROL COVER
	UF36570200	COUNTER TOP ASSY(TUF)	21	UF36570601	EVAP DUCT
			22	G8F6500101 G8F6500201	CASTER 4"

2. Wiring Diagram (TUF-36SD)



Wiring Diagram (MUF-36)



3. MAIN COMPONENTS

3-1.COMPRESSOR

MODEL	PART NAME	PART NO.	HP	TYPE OF	INPUT	REFRIGERANT
MUF-36	SK1A1C-L2W			RSCR	115V,60Hz	R-134a
TUF-36SD	SK1A1C-L2W			RSCR	115V,60Hz	R-134a

3-2.CONDENSER FAN MOTOR

MODEL	PART NAME	PART NO.	POLE	INPUT	TYPE	BLADE	MAKER
MUF-36	IS 4420DWSG-1		4P	115V,60Hz	SHADED POLE INDUCTION	AL3	
TUF-36SD							

3-3.EVAPORATOR FAN MOTOR

MODEL	PART NAME	PART NO.	POLE	INPUT	TYPE	BLADE	MAKER
MUF-36 TUF-36SD	IS-27213QTBA		2P	115V,60Hz	SHADED POLE INDUCTION	PA-66 4	

3-4. Filter Dryer

MODEL	PART NO.	REFRIFERANT	SPEC	NOTE
MUF-36	BR84100101	R-134a	C-052-5	-
TUF-36SD				

3-5. Defrost Heater

MODEL	PART NO.	SPEC	NOTE
MUF-36	UF25300200	115V 300W	
TUF-36SD			

3-6. Thermal Fuse

MODEL	PART NO.	SPEC	NOTE
MUF-36	UF47200102	N9	
TUF-36SD	T8F8200200	N80	

3-7. THERMOSTAT

MODEL	PART NO.	SPEC	NOTE
MUF-36	UF48300300	PFA-7051-02	
TUF-36SD	UF48300300	PFA-7051-02	

5-1. Service Part List

Part Name	Part Code	Description	UF-36		Remark
			MUF-36	TUF-36SD	
COUNTER TOP ASSY	WU36700100		1		
COUNTER TOP ASSY	UF36570200			1	
DOOR ASSY(L)	M361700201			1	
DOOR ASSY(R)	M361700101			1	
DOOR ASSY(L)	WM36700201		1		
DOOR ASSY(R)	WM36700101		1		
DOOR GASKET	M362300104	PVC	2	2	
DOOR BUSHING	M729200100	ABS	2	2	
DOOR BUSHING	M720700107	ABS	2	2	
SPRING BAR	M365100102		2	2	
BOTTOM HINGE (U)(L)	30229M0305	GI	1	1	
BOTTOM HINGE (U)(R)	30229M0405	GI	1	1	
TOP HINGE (L)	M722900209	SUS	1	1	
TOP HINGE (R)	M722900109	SUS	1	1	
COMPRESSOR		SK1A1C-L2W	1	1	
EVA ASSY	UF24400406	CU	1	1	
FILTER DRYER	BR84100101	CU	1	1	
CONDENSER ASSY	KF24900105		1	1	
CONDENSER FAN MOTOR		IS 4420DWSG-1	1	1	
DRAIN HOSE HEATER	T8F5300300	10W	1	1	
EVAP FAN MOTOR		IS-27213QTBA	1	1	2P
POWER CORD	M721300201		1	1	
EVA DRAIN GUIDE	UF22500101	SUS	1	1	
EVAP DUCT	UF36570601	SUS	1	1	
EVAP FAN DUCT	UF36570701	SUS		1	
EVAP FAN DUCT	WF33570700	SUS	1		
SHELF STANDARD	M725300201	SUS	8	8	
FIXTURE SHELF CLIP	30220L0903	PA-66	8	8	
SHELF	WM35800100	Pe-Co	1		
SHELF	M367800101	SUS		1	
DRAIN PAN	30211A0202	P.P	1	1	
DRAIN HOSE	M723200100	PVC	1	1	
CABINET HEATER	UF36611200	L=2914 W=18.94W 698.2Ω	1	1	
MULLIOM HEATER	UF42800404	OPTION	1	1	
DRAIN GUIDE HEATER	UF22800204		1	1	
LED LAMP	KG99600102			1	
LED TRANSFROM	K3F6000700			1	
DEFROST HEATER	UF25300200	W=300W	1	1	
THERMAL FUSE	UF47200102	N9	1	1	
THERMAL FUSE	T8F8200200	N80	1	1	
SUCTION PIPE(A)	M364400300	CU	1	1	
SUCTION PIPE(B)	DU24233100	CU	1	1	
DOOR SWITCH	P995200100			2	

5-2. Capillary Tube Spec

Model	Suction Pipe A		Suction Pipe B	
	Tube I.D	Length F	Tube I.D	Length F
TUF-36SD	Φ2.4XΦ1.2	617mm	Φ2.4XΦ1.2	3383 mm
MUF-36	Φ2.4XΦ1.2	617mm	Φ2.4XΦ1.2	3383 mm

5-3. The cycle pressure of model starting (refrigerant weight)

MODEL	COMP model	refrigerant		High pressure(Psi)	Low pressure(Psi)	Memo
		refrigerant	Refrigerant charge			
TUF-36SD	SK1A1C-L2W	R134a	250gr			
MUF-36	SK1A1C-L2W	R134a	250gr			