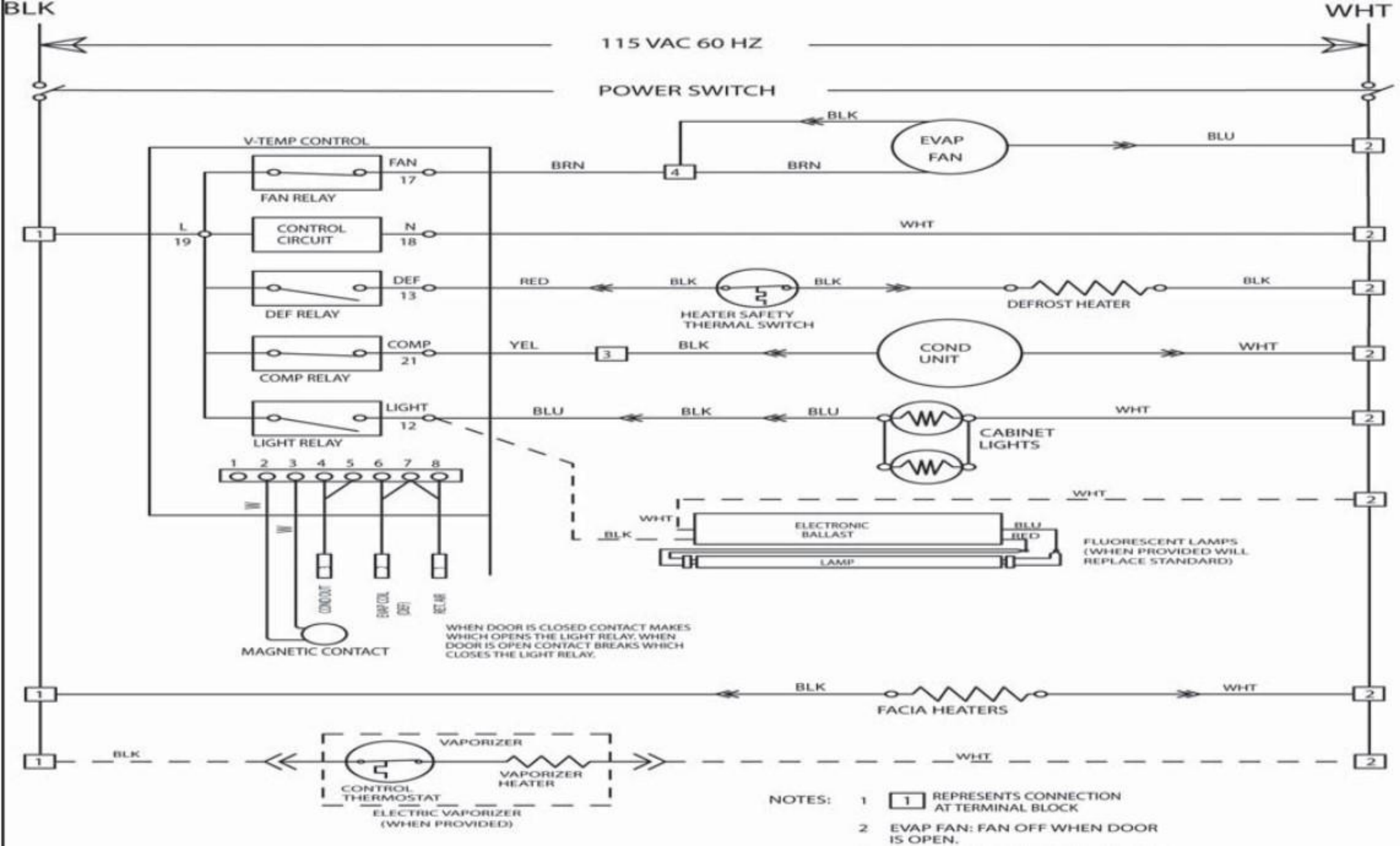
BLK
WHT
115 VAC 60 HZ
POWER SWITCH
V-TEMP CONTROL
FAN
17
FAN RELAY
L
19
CONTROL CIRCUIT
N
18
DEF
13
DEF RELAY
COMP
21
COMP RELAY
LIGHT
12
LIGHT RELAY
1 2 3 4 5 6 7 8
BRN
BLK
EVAP FAN
BLU
WHT
RED
HEATER SAFETY THERMAL SWITCH
DEFROST HEATER
YEL
COND UNIT
CABINET LIGHTS
ELECTRONIC BALLAST
LAMP
FLUORESCENT LAMPS (WHEN PROVIDED WILL REPLACE STANDARD)
MAGNETIC CONTACT
WHEN DOOR IS CLOSED CONTACT MAKES WHICH OPENS THE LIGHT RELAY. WHEN DOOR IS OPEN CONTACT BREAKS WHICH CLOSES THE LIGHT RELAY.
FACIA HEATERS
VAPORIZER
CONTROL THERMOSTAT
VAPORIZER HEATER
ELECTRIC VAPORIZER (WHEN PROVIDED)
NOTES:
1 REPRESENTS CONNECTION AT TERMINAL BLOCK
2 EVAP FAN: FAN OFF WHEN DOOR IS OPEN.

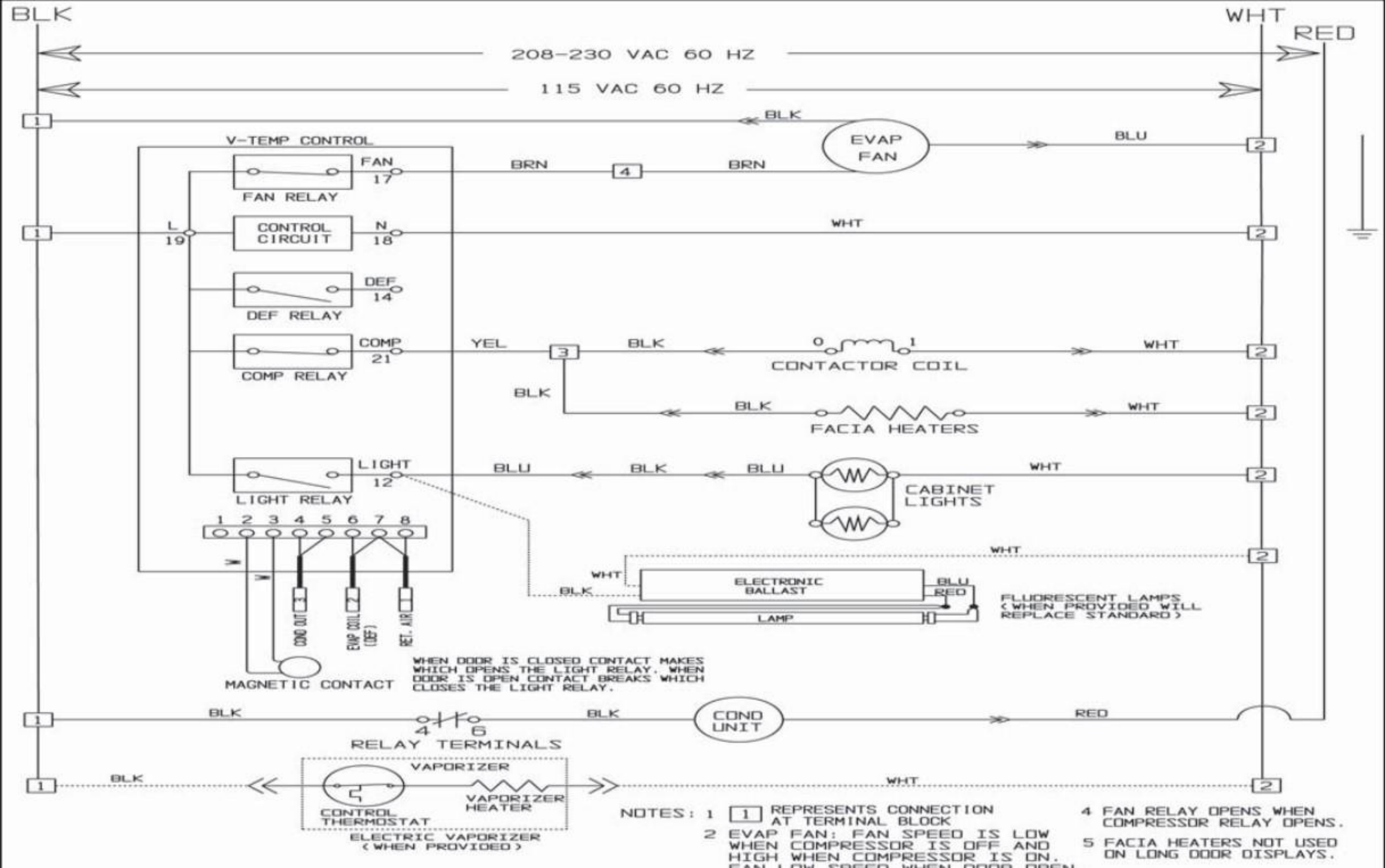
BLK
WHT
RED
208-230 VAC 60 HZ
115 VAC 60 HZ
BLK
EVAP FAN
BLU
V-TEMP CONTROL
FAN
17
BRN
4
BRN
FAN RELAY
L
19
CONTROL CIRCUIT
N
18
WHT
DEF
14
DEF RELAY
COMP
21
YEL
3
BLK
CONTACTOR COIL
WHT
BLK
BLK
FACIA HEATERS
WHT
LIGHT
12
BLU
BLK
BLU
WHT
LIGHT RELAY
CABINET LIGHTS
1 2 3 4 5 6 7 8
WHT
WHT
BLK
ELECTRONIC BALLAST
BLU
RED
LAMP
FLUORESCENT LAMPS (WHEN PROVIDED WILL REPLACE STANDARD)
COND OUT
EVAP COIL (DEF)
RET. AIR
MAGNETIC CONTACT
WHEN DOOR IS CLOSED CONTACT MAKES WHICH OPENS THE LIGHT RELAY. WHEN DOOR IS OPEN CONTACT BREAKS WHICH CLOSES THE LIGHT RELAY.
BLK
BLK
COND UNIT
RED
4
6
RELAY TERMINALS
VAPORIZER
BLK
WHT
VAPORIZER HEATER
CONTROL THERMOSTAT
ELECTRIC VAPORIZER (WHEN PROVIDED)
NOTES: 1 1 REPRESENTS CONNECTION AT TERMINAL BLOCK
2 EVAP FAN: FAN SPEED IS LOW WHEN COMPRESSOR IS OFF AND HIGH WHEN COMPRESSOR IS ON. FAN LOW SPEED WHEN DOOR OPEN
4 FAN RELAY OPENS WHEN COMPRESSOR RELAY OPENS.
5 FACIA HEATERS NOT USED ON LONG DOOR DISPLAYS.

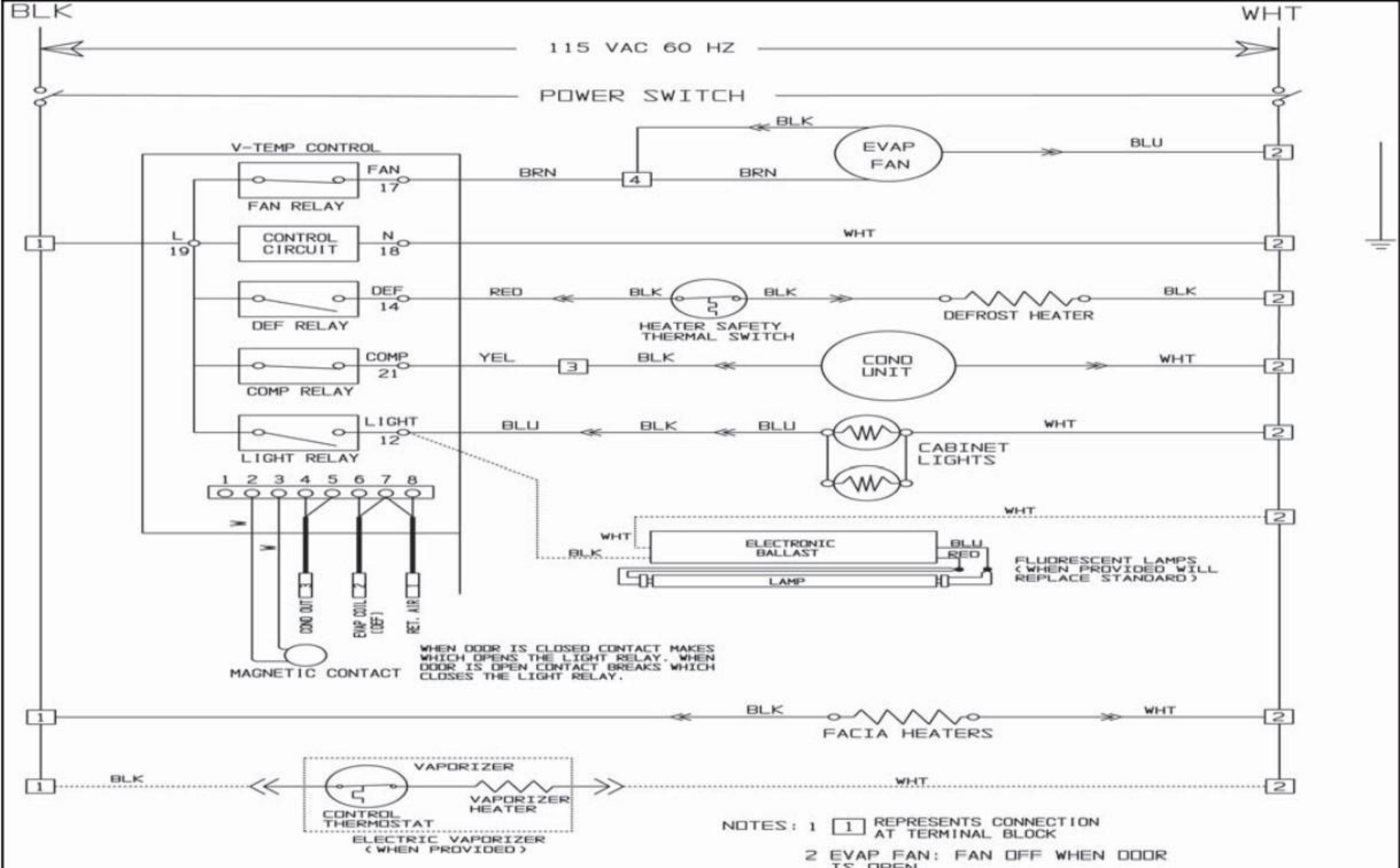
BLK
WHT
115 VAC 60 HZ
POWER SWITCH
V-TEMP CONTROL
FAN
17
FAN RELAY
BRN
4
BRN
BLK
EVAP FAN
BLU
2
1
L
19
CONTROL CIRCUIT
N
18
WHT
DEF
14
DEF RELAY
RED
BLK
BLK
HEATER SAFETY THERMAL SWITCH
DEFROST HEATER
BLK
COMP
21
COMP RELAY
YEL
3
BLK
COND UNIT
WHT
LIGHT
12
LIGHT RELAY
BLU
BLK
BLU
CABINET LIGHTS
WHT
1 2 3 4 5 6 7 8
COND OUT
EVAP COIL (DEF)
RET. AIR
MAGNETIC CONTACT
WHT
WHT
BLK
ELECTRONIC BALLAST
BLU
RED
LAMP
FLUORESCENT LAMPS (WHEN PROVIDED WILL REPLACE STANDARD)
WHEN DOOR IS CLOSED CONTACT MAKES WHICH OPENS THE LIGHT RELAY. WHEN DOOR IS OPEN CONTACT BREAKS WHICH CLOSES THE LIGHT RELAY.
BLK
FACIA HEATERS
WHT
BLK
VAPORIZER
CONTROL THERMOSTAT
VAPORIZER HEATER
ELECTRIC VAPORIZER (WHEN PROVIDED)
WHT
NOTES: 1 1 REPRESENTS CONNECTION AT TERMINAL BLOCK
2 EVAP FAN: FAN OFF WHEN DOOR IS OPEN

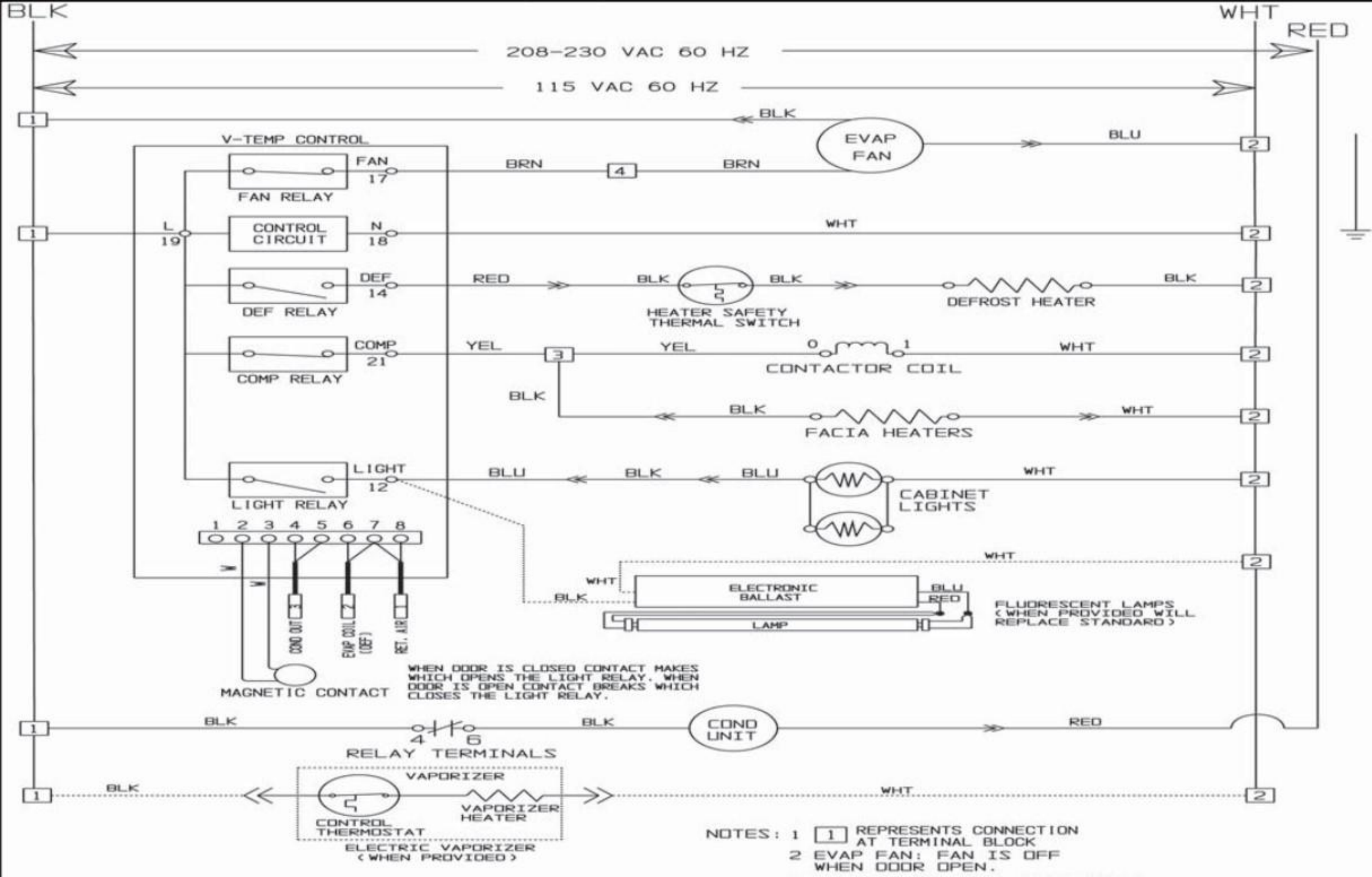
BLK
WHT
RED
208-230 VAC 60 HZ
115 VAC 60 HZ
BLK
EVAP FAN
BLU
V-TEMP CONTROL
FAN
17
BRN
4
BRN
FAN RELAY
L
19
CONTROL CIRCUIT
N
18
WHT
DEF
14
RED
BLK
BLK
BLK
DEF RELAY
HEATER SAFETY THERMAL SWITCH
DEFROST HEATER
COMP
21
YEL
3
YEL
0
1
WHT
COMP RELAY
CONTACTOR COIL
BLK
BLK
WHT
FACIA HEATERS
LIGHT
12
BLU
BLK
BLU
WHT
LIGHT RELAY
CABINET LIGHTS
1 2 3 4 5 6 7 8
WHT
WHT
BLK
ELECTRONIC BALLAST
BLU
RED
LAMP
FLUORESCENT LAMPS (WHEN PROVIDED WILL REPLACE STANDARD)
COND OUT
EVAP COIL (DEF)
RET. AIR
MAGNETIC CONTACT
WHEN DOOR IS CLOSED CONTACT MAKES WHICH OPENS THE LIGHT RELAY. WHEN DOOR IS OPEN CONTACT BREAKS WHICH CLOSES THE LIGHT RELAY.
BLK
BLK
COND UNIT
RED
4
6
RELAY TERMINALS
VAPORIZER
BLK
WHT
VAPORIZER HEATER
CONTROL THERMOSTAT
ELECTRIC VAPORIZER (WHEN PROVIDED)
NOTES: 1 1 REPRESENTS CONNECTION AT TERMINAL BLOCK
2 EVAP FAN: FAN IS OFF WHEN DOOR OPEN.