

WARING COMMERCIAL®

Heavy-Duty Belgian Waffle Maker

WW180

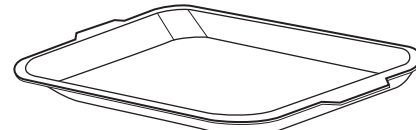
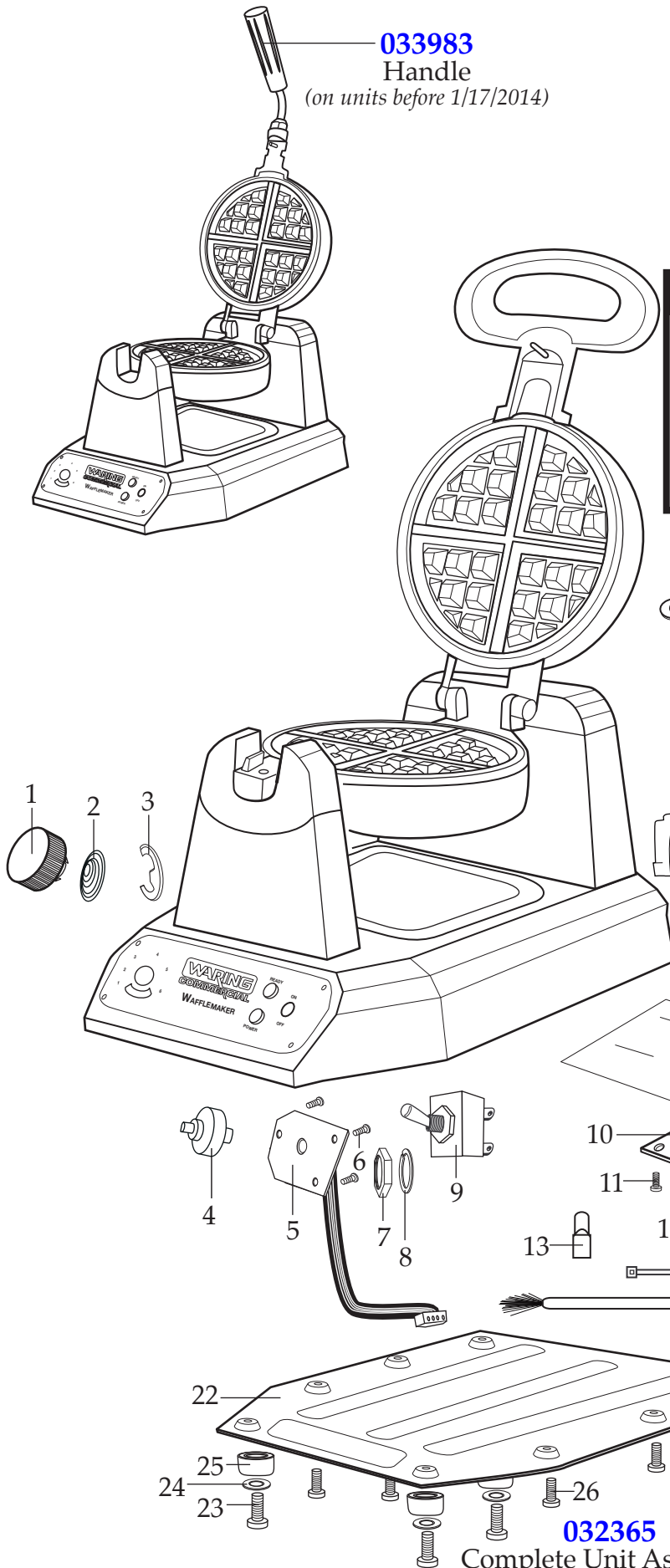
Unit Information

10 Amps. - 1200 Watts - NEMA 5-15P
 Up to 35 (1" thick) Belgian Waffles Per Hour
 Triple-coated Nonstick Plates
 Beep Signals When Unit Is Ready & Waffle Is Cooked
 Thermal Protection - If power is lost during operation, unplug and let cool 10 minutes. Plug in and continue use.

033983

Handle

(on units before 1/17/2014)



032350

Drip Pan




032364

Cup

032365

Complete Unit Assembly
 (current handle configuration)

Illustration #	Part #	Description
1	032352	Browning Control Knob
2	034938	Spring Coil
3	032362	E Ring
4	034161 034162	Connector Pole Connector Pole <i>(on units before 3/3/2011)</i> 
5	035316 032358	Darkness Control Panel (with short lead tape) Darkness Control Panel (with long lead tape)
6	032359	Screw (3 required)
7	016236	Hex Nut
8	032356	Washer
9	032368	On/Off Toggle Switch
10	030635	PCB Board
11	032359	Screw (4 required)
12	030638	PCB Board Shield
13	019123 012409	Large Crimp Connector Small Crimp Connector (3 required)
14	013731	Wire Tie (5 required)
15	032371	Cord Plate
16	032363	Cord Set
17	032361	Strain Relief
18	032360	Ground Spring Washer (2 required for each ground screw)
19	035298	Ground Screw (2 required)
20	032367	17" Red Lead
21	035306	4" White Lead
22	032351	Bottom Plate
23	032355	Foot Screw (4 required)
24	032354	Foot Washer (4 required)
25	032353	Foot (4 required)
26	032750	Screw (4 required)